



US007812157B2

(12) **United States Patent**
Endo

(10) **Patent No.:** **US 7,812,157 B2**
(45) **Date of Patent:** **Oct. 12, 2010**

(54) **THIOL COMPOUND DERIVATIVE, CURABLE COMPOSITION CONTAINING THE DERIVATIVE, AND MOLDED PRODUCT THEREOF**

7,199,169 B2 * 4/2007 Endo et al. 524/100
7,384,995 B2 * 6/2008 Endo et al. 524/100

FOREIGN PATENT DOCUMENTS

EP 0 347 524 12/1989

OTHER PUBLICATIONS

Abstract of JP 1236252, Sankyo Yuki Gosei Kabushiki Kaisha, Sep. 21, 1989.

Abstract of JP2002293815, Tamura Kaken Co Ltd., Oct. 9, 2002.

* cited by examiner

Primary Examiner—Venkataraman Balasubramanian
(74) *Attorney, Agent, or Firm*—Jacobson Holman PLLC

(75) Inventor: **Kiyoshi Endo**, Kitaibaraki (JP)

(73) Assignee: **Unimatec Co., Ltd.**, Tokyo (JP)

(*) Notice: Subject to any disclaimer, the term of this patent is extended or adjusted under 35 U.S.C. 154(b) by 772 days.

(21) Appl. No.: **11/711,692**

(22) Filed: **Feb. 28, 2007**

(65) **Prior Publication Data**

US 2008/0227977 A1 Sep. 18, 2008

Related U.S. Application Data

(62) Division of application No. 10/479,627, filed as application No. PCT/JP02/05483 on Jun. 4, 2002, now Pat. No. 7,199,169.

(30) **Foreign Application Priority Data**

Jun. 4, 2001 (JP) 2001-168672
Jun. 4, 2001 (JP) 2001-168673

(51) **Int. Cl.**

C07D 251/38 (2006.01)

C08K 5/378 (2006.01)

C08L 101/04 (2006.01)

C08J 5/00 (2006.01)

(52) **U.S. Cl.** **544/219**; 524/100

(58) **Field of Classification Search** 544/219;
524/100

See application file for complete search history.

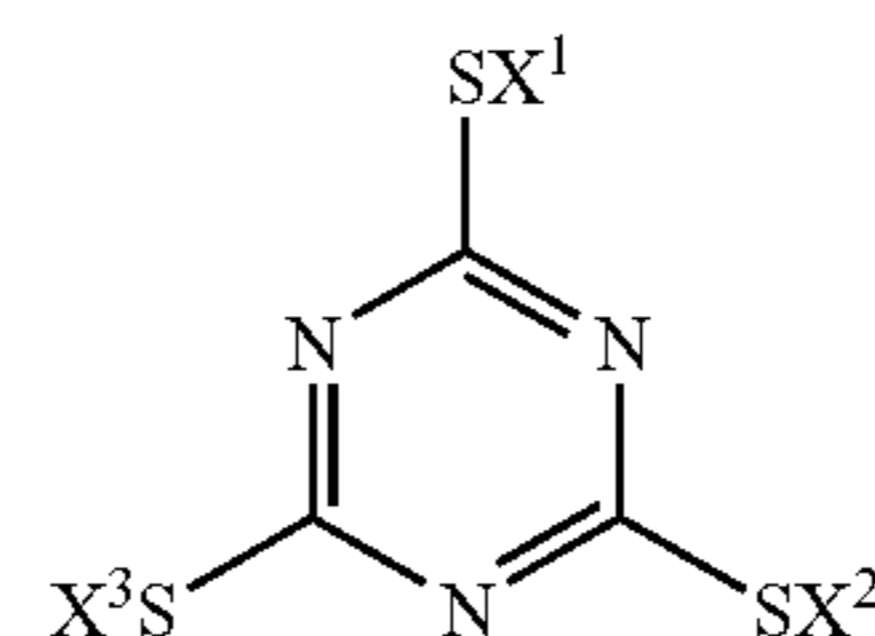
(56) **References Cited**

U.S. PATENT DOCUMENTS

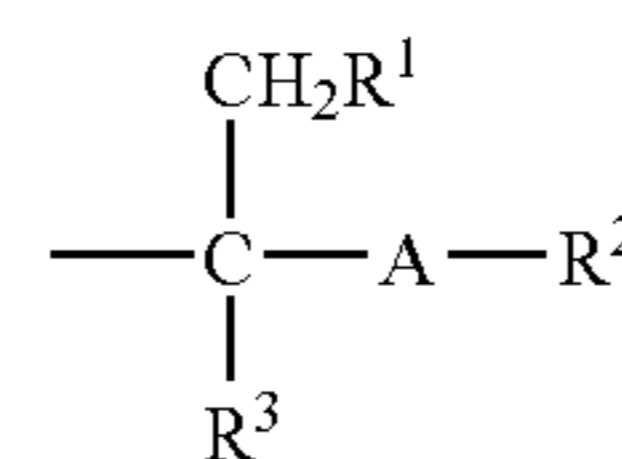
4,096,206 A 6/1978 Boyer
4,569,958 A 2/1986 Maeda et al. 524/100
5,206,304 A 4/1993 Hellwig et al.

(57) **ABSTRACT**

The present invention relates to a thiol compound derivative represented by the following formula (1), a curable composition containing the derivative, and a molded product made of the composition. More particularly, the invention relates to a thiol compound derivative which is added to a polymer having reactivity to a thiol derivative substituent to provide a curable composition, a curable composition containing the derivative and a crosslinkable halogen-containing crosslinking polymer, and a crosslinked molded product of the composition.



wherein X¹, X² and X³ are each a group represented by the following formula (2).



5 Claims, 18 Drawing Sheets

FIG. 1




FIG. 2




FIG. 3




FIG. 4




FIG. 5




FIG. 6

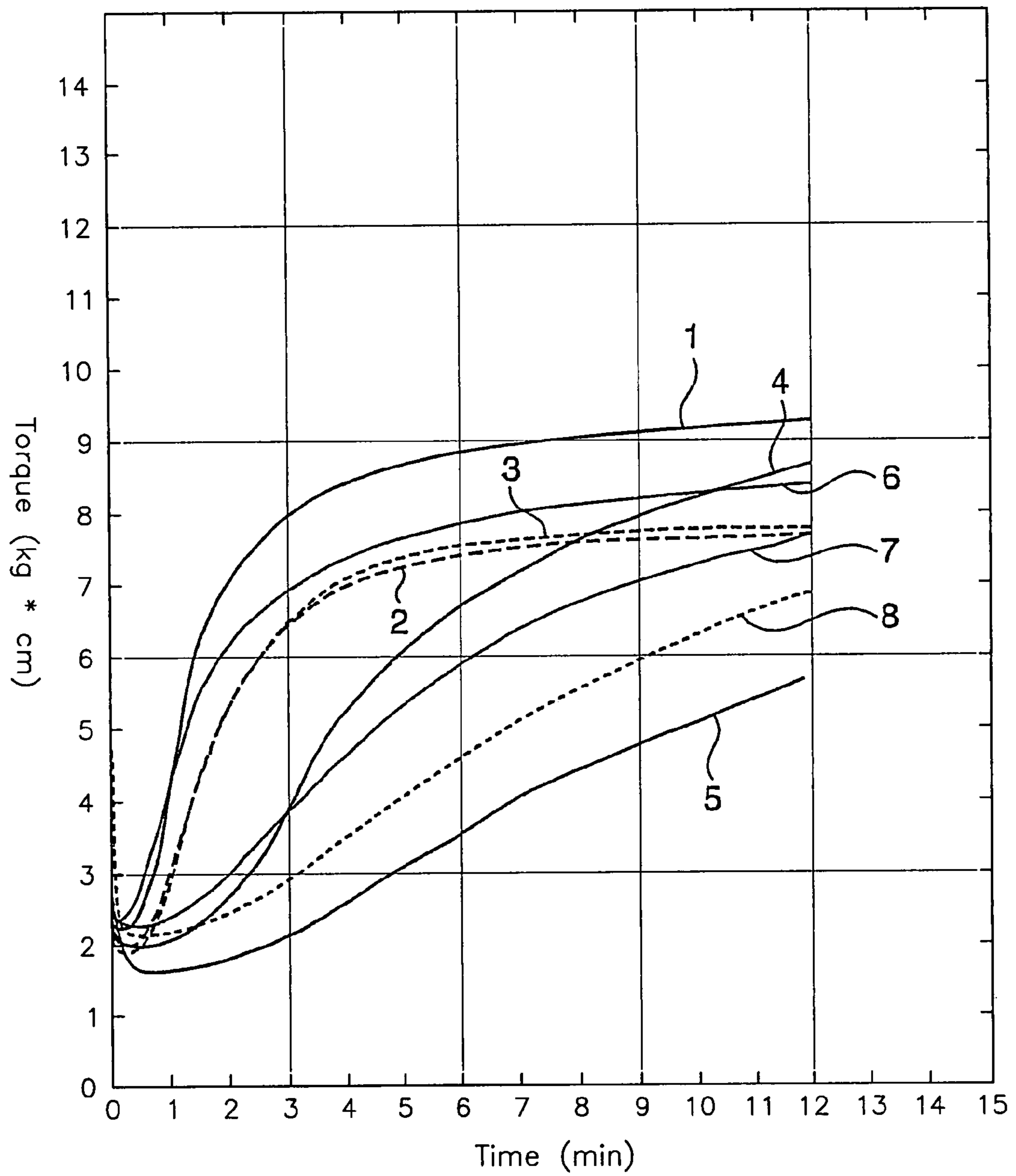


FIG. 7




FIG. 8




FIG. 9




FIG. 10




FIG. 11




FIG. 12

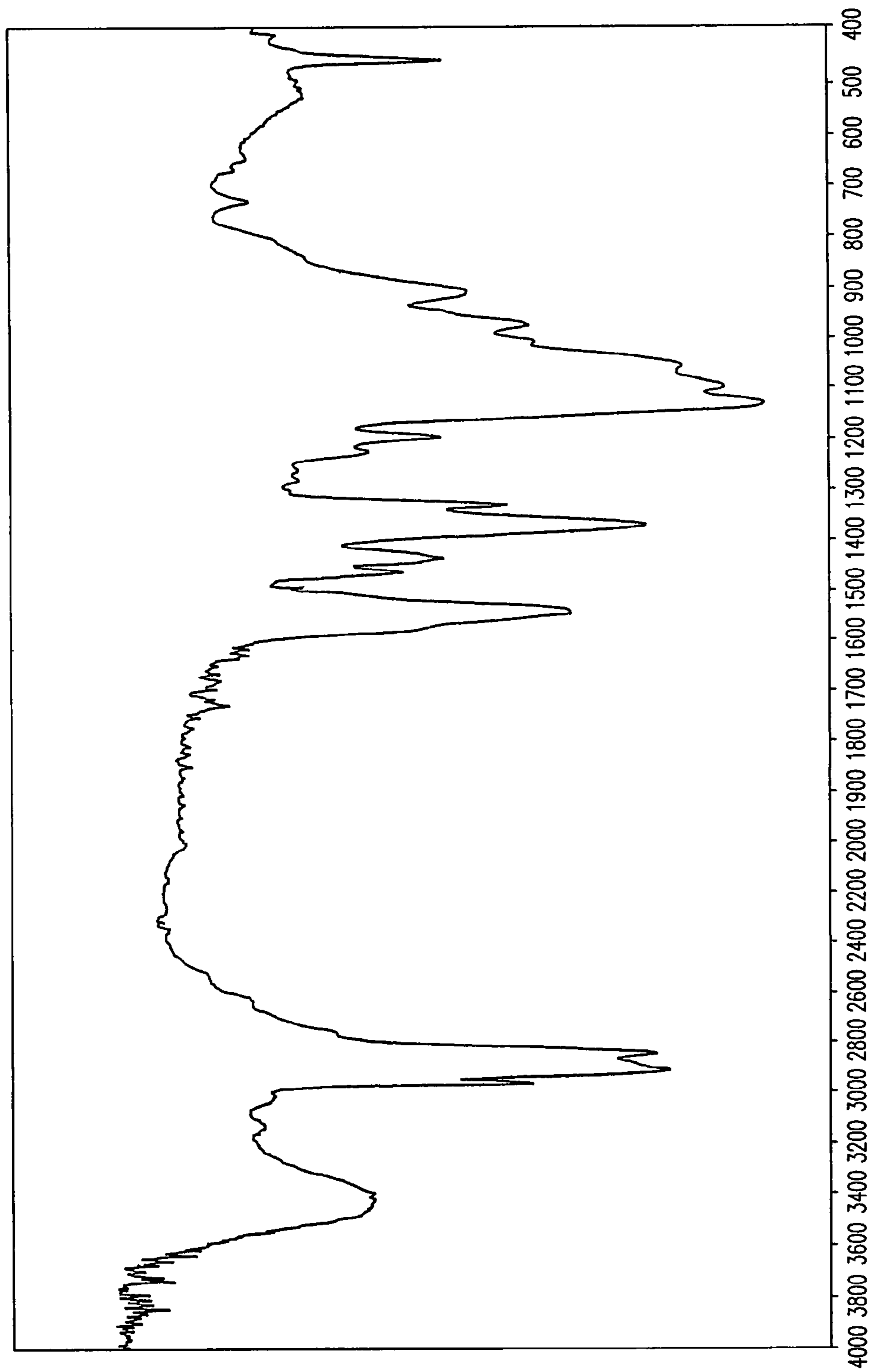


FIG. 13




FIG. 14




FIG. 15




FIG. 16




FIG. 17

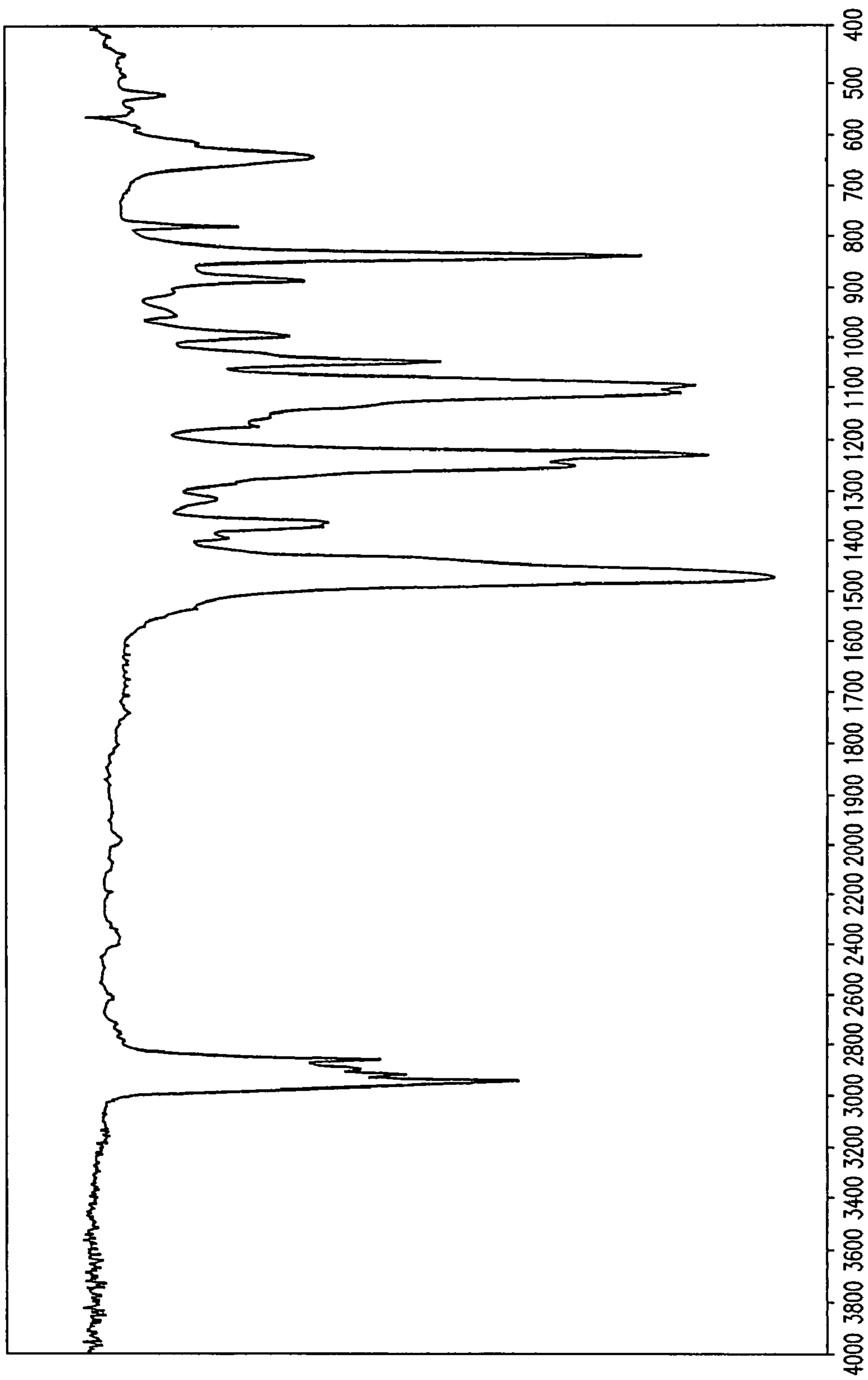



FIG. 18



**THIOL COMPOUND DERIVATIVE, CURABLE
COMPOSITION CONTAINING THE
DERIVATIVE, AND MOLDED PRODUCT
THEREOF**

This is a divisional of application Ser. No. 10/479,627 filed Dec. 4, 2003, now U.S. Pat. No. 7,199,169 which in turn is a nationalization of PCT/JP02/05483 filed Jun. 4, 2002 and published in Japanese.

TECHNICAL FIELD

The present invention relates to a thiol compound derivative, a curable composition containing the derivative, and a molded product made of the composition. More particularly, the invention relates to a thiol compound derivative which is added to a polymer having reactivity to a thiol derivative substituent to provide a curable composition, a curable composition containing the derivative and a crosslinkable halogen-containing crosslinking polymer, and a crosslinked molded product of the composition.

BACKGROUND ART

Epichlorohydrin rubber, chlorine-containing acrylic rubber, etc. have been heretofore widely used for molded articles, such as hoses and sealing parts, because they are excellent in various properties, such as oil resistance, heat resistance, weathering resistance, ozone resistance and compression set.

In general, halogen-containing crosslinking polymers, such as the epichlorohydrin rubber and the chlorine-containing acrylic rubber, are often stored in the form of compositions obtained by adding crosslinking additives, such as crosslinking agent and crosslinking accelerator, to the polymers.

When diene type rubber compositions or chlorine type rubber compositions containing vulcanizing additives, such as vulcanizing agent and vulcanization accelerator, are stored, vulcanization generally proceeds slowly, and as a result, changes, e.g., increase of viscosity, reduction of scorch time and decrease of vulcanizing rate, are brought about to thereby lower processability of the compositions into molded articles or properties of the vulcanization products. From the viewpoint of retention of storage stability, these changes are desired to be small. If the vulcanization additives are not added, these changes are small. From the viewpoint of productivity, however, curable compositions in which the vulcanization additives are added in advance are generally employed, and therefore, it becomes important to improve storage stability of the compositions containing the vulcanization additives.

As the vulcanization additives for the diene type rubbers or the chlorine type rubbers, polythiol compounds, such as dithiol compounds and trithiol compounds, are conventionally known.

These polythiol compounds, however, have high reactivity, so that when the rubbers and the vulcanization additives are kneaded and processed, premature vulcanization sometimes takes place, or even if kneading can be carried out smoothly without premature vulcanization, gelation sometimes takes place during the subsequent storing stage. Thus, the compositions have a problem of lack of storage stability even if the properties of the resulting cured products are excellent.

As the crosslinking additives for the halogen-containing crosslinking polymers, triazinethiols are known.

The triazinethiols, however, have high reactivity and high crosslinking rate, so that when the rubbers and the crosslinking additives are kneaded and processed, premature crosslinking sometimes takes place, or even if kneading can be carried out smoothly without premature crosslinking, gelation sometimes takes place to increase viscosity in the subsequent storing stage, or partial crosslinking is promoted. That is to say, scorching is liable to occur, and hence, molding troubles are sometimes brought about.

On this account, an attempt to use a premature vulcanization inhibitor in combination to improve storage stability has been made. By the use of the premature vulcanization inhibitor in combination, however, problems of decrease of vulcanizing rate and deterioration of heat resistance are brought about.

For controlling the crosslinking rate, there has been also made an attempt to add metal oxide, metal hydroxide, carbonate, organic acid salt or the like and to select the type of metal, type of counter ion, etc. according to the reactivity of the halogen-containing crosslinking polymers and the reactivity of the triazinethiols. However, if satisfactory crosslinking rate is intended to be obtained, the scorch time is sometimes shortened.

Accordingly, there has been desired development of a novel thiol compound derivative capable of providing a rubber composition or a resin composition having excellent storage stability, processability and curability without using a premature vulcanization inhibitor that exerts evil influences on the properties of a cured product of a diene type rubber composition, a chlorine type rubber (halogen-containing crosslinking polymer) composition or the like. There has been also desired development of a curable composition having storage stability and moderate crosslinking rate and capable of providing a crosslinked product having excellent physical properties with a good balance.

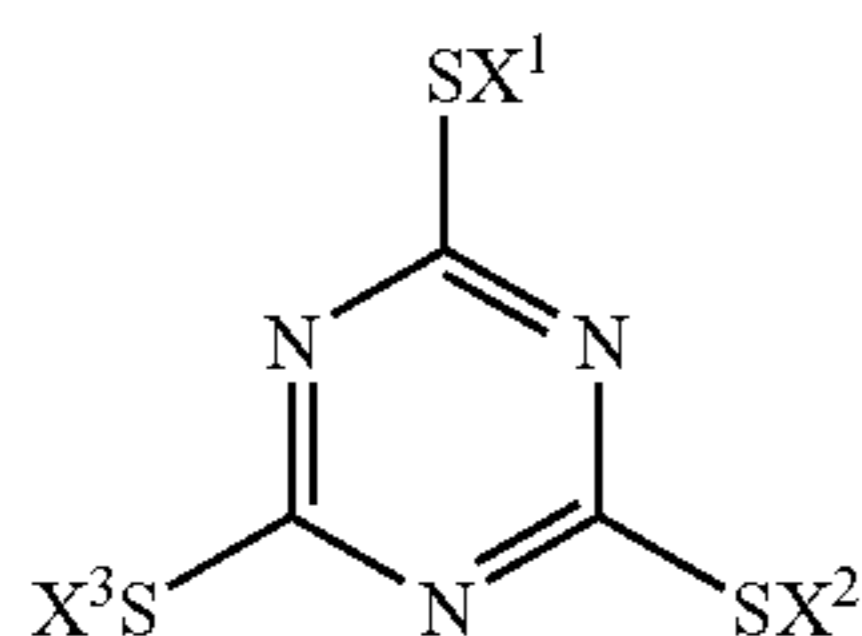
The present inventors have earnestly studied to solve such problems as mentioned above, and as a result, they have found that by the use of, as a crosslinking agent, a thiol compound derivative wherein a thiol compound is protected by a protective group of vinyl ether or the like, a curable composition having excellent storage stability and crosslinking rate and capable of providing a crosslinked product of excellent physical properties can be obtained without using a premature vulcanization inhibitor that exerts evil influences on the properties of a cured product of a halogen-containing crosslinking polymer composition or a diene type rubber composition. Based on the finding, the present invention has been accomplished.

It is an object of the present invention to provide a novel thiol compound derivative capable of providing a rubber composition or a resin composition having excellent storage stability, processability and curability. It is another object of the invention to provide a curable composition comprising a halogen-containing crosslinking polymer and having a good balance of storage stability, crosslinking rate and physical properties of its crosslinked product. It is a further object of the invention to provide a molded product of the curable composition.

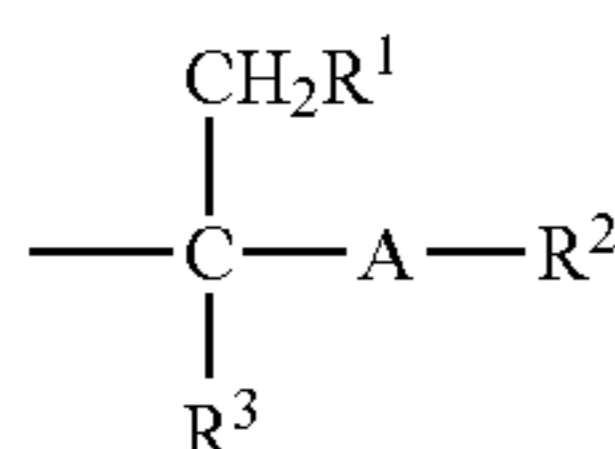
3

DISCLOSURE OF THE INVENTION

The thiol compound derivative of the present invention is a thiol compound derivative represented by the following formula (1):



wherein X^1 , X^2 and X^3 may be the same or different and are each a group represented by the following formula (2):



wherein A is an oxygen atom or a sulfur atom,

R^1 is a hydrogen atom, an alkyl group or a phenyl group,

R^2 is a group selected from the group consisting of the following groups (a) to (f),

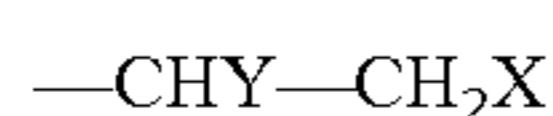
R^3 is a hydrogen atom, an alkyl group or a phenyl group, and

R^1 and R^2 may form a ring;

(a) a group selected from an alkyl group, a halogenated alkyl group, an alkyl group having at least one hydroxyl group, an alkenyl group, an alkynyl group and an aralkyl group,

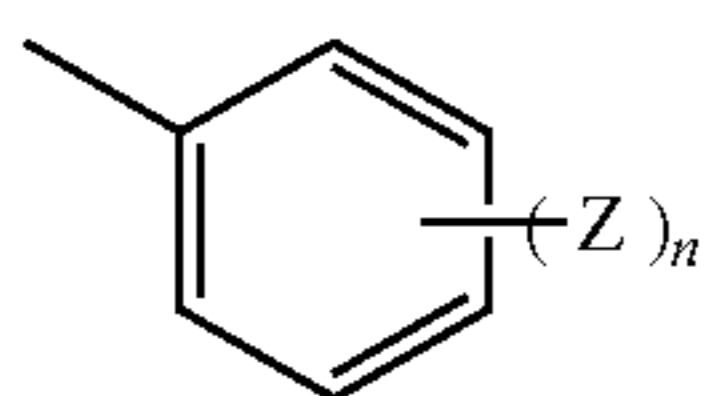
(b) a residue wherein a hydroxyl group is removed from a hydroxyl group-containing compound selected from alkylene glycol, dialkylene glycol, trialkylene glycol, tetraalkylene glycol, allyl alcohols, ketooximes, alkanolamines, dialkanolamines, trialkanolamines, trialkylsilanol, alicyclic alcohol and naphthyl alcohols,

(c) a group represented by the following formula (3):



wherein X is any one of a halogen atom, an alkoxy group, an alkoxyalkoxy group, a dialkylamino group, a trialkylsilyl group, an acetoxy group and a piperidino group, and Y is a hydrogen atom or a halogen atom,

(d) a group represented by the following formula (4):



wherein Z is any one of a hydrogen atom, a halogen atom, a nitro group, an amino group, an alkoxy group, an alkylamino group, a dialkylamino group, an alkyl group and an acyl group, and n is an integer of 1 to 3 and is a number of substituents Z bonded to the phenyl group skeleton in the formula (4),

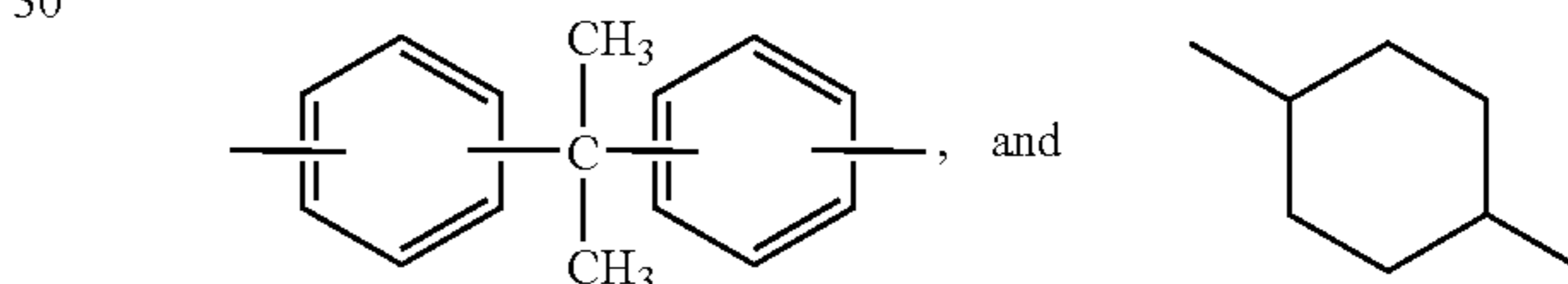
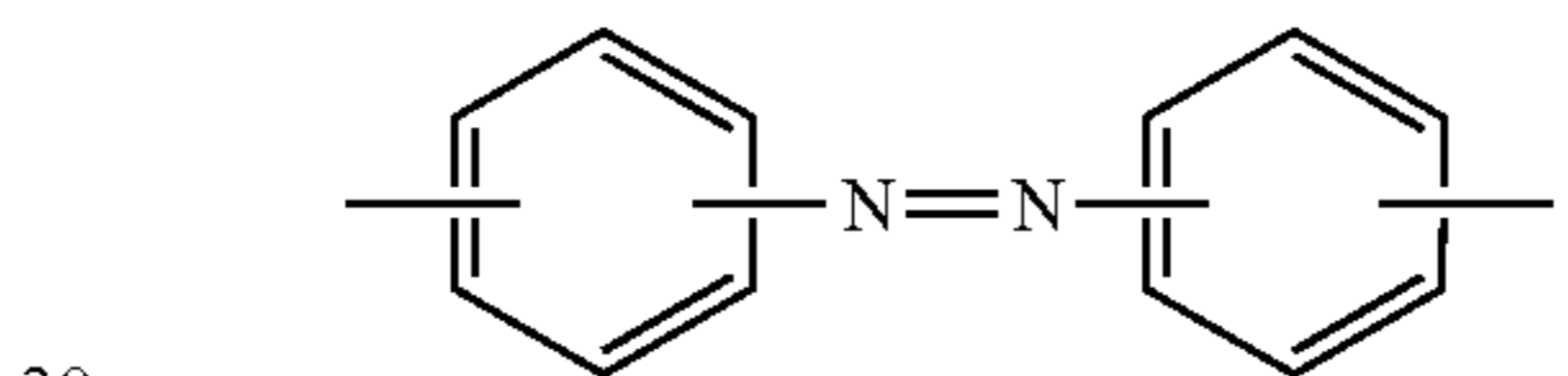
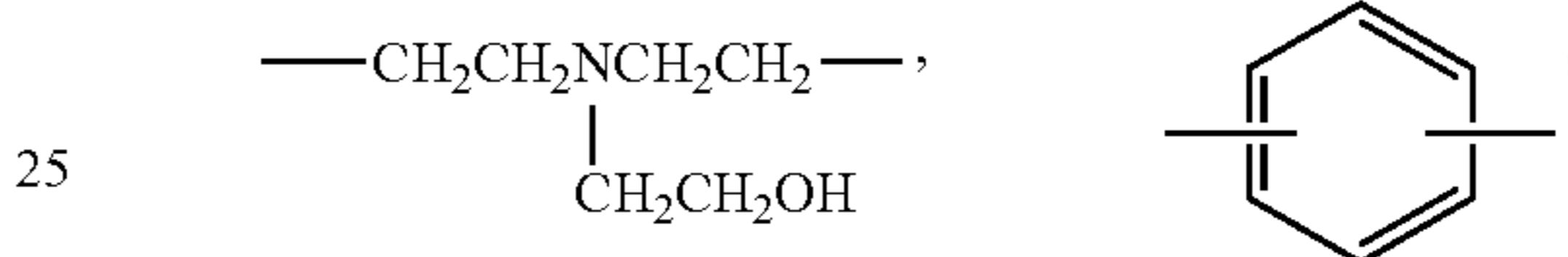
4

(e) a group represented by $\text{---CH}_2\text{---C}_6\text{H}_5$ or $\text{---CHCH}_3\text{---C}_6\text{H}_5$, and

(f) a group represented by the following formula (5) or (6):



15 wherein R^1 and R^3 are the same as R^1 and R^3 in the formula (2), A is an oxygen atom or a sulfur atom, and R^4 is any one of $\text{---CH}_2\text{---}$, $\text{---CH}_2\text{CH}_2\text{---}$, $\text{---CH}_2\text{CH}_2\text{CH}_2\text{---}$, $\text{---CH}_2\text{CH}_2\text{CH}_2\text{CH}_2\text{---}$, $\text{CH}_2\text{CH}_2\text{OCH}_2\text{CH}_2\text{---}$, $\text{---CH}_2\text{CH}_2\text{OCH}_2\text{CH}_2\text{OCH}_2\text{CH}_2\text{---}$,



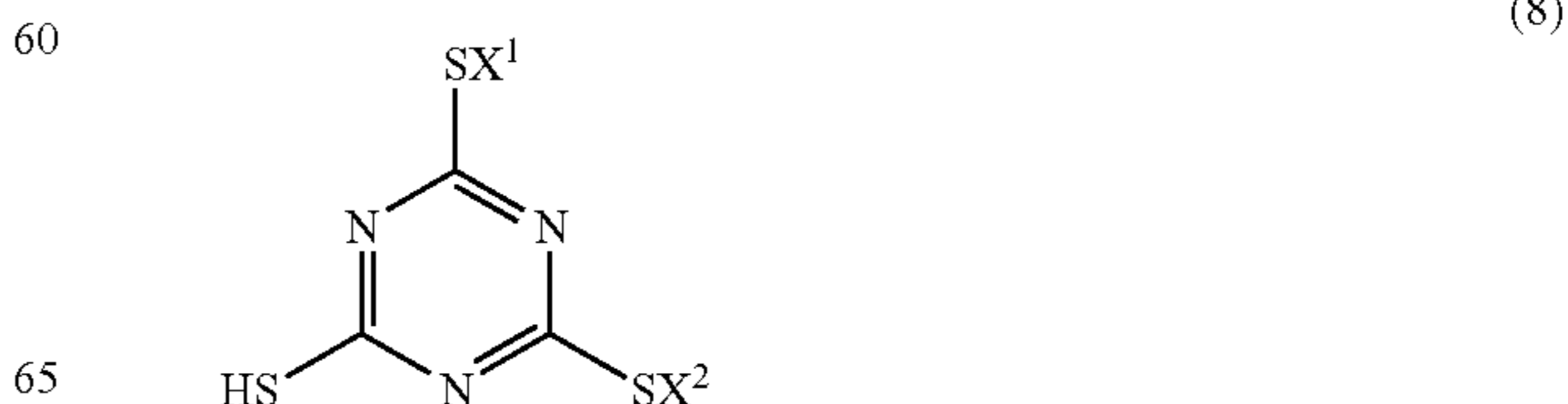
In the above thiol compound derivative, it is preferable that in the formula (2), A is an oxygen atom, R^1 is a hydrogen atom, R^2 is an alkyl group or a residue wherein a hydroxyl group is removed from (poly)alkylene glycol, and R^3 is a hydrogen atom.

The formula (2) is preferably represented by the following formula (7):



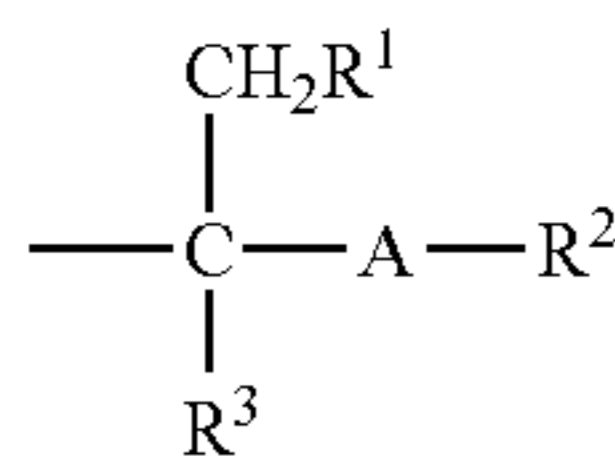
wherein n is 3 or 4.

55 The thiol compound derivative of the present invention is a thiol compound derivative represented by the following formula (8):



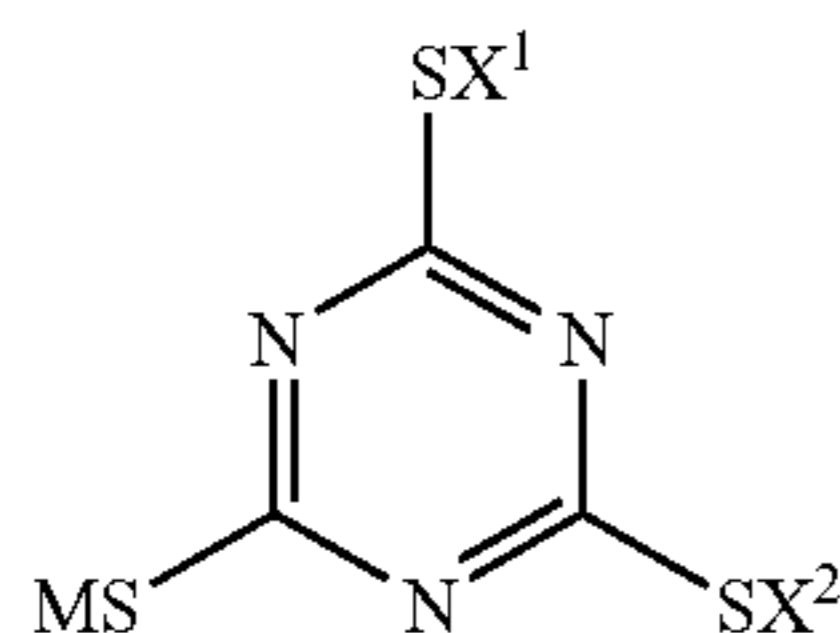
5

wherein X^1 and X^2 may be the same or different and are each a group represented by the following formula (2):

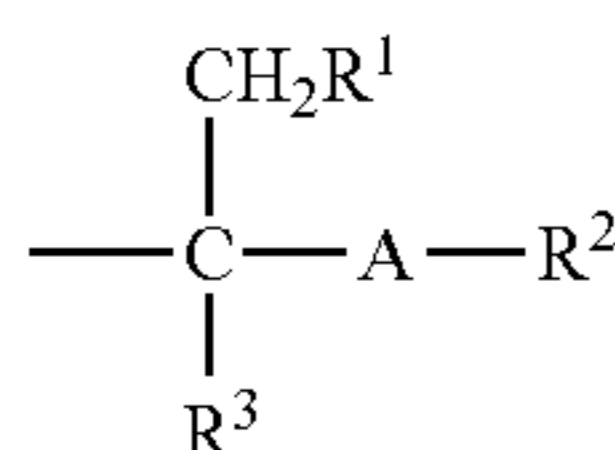


said formula (2) being the same as that previously described.

The thiol compound derivative of the present invention is a thiol compound derivative represented by the following formula (9):

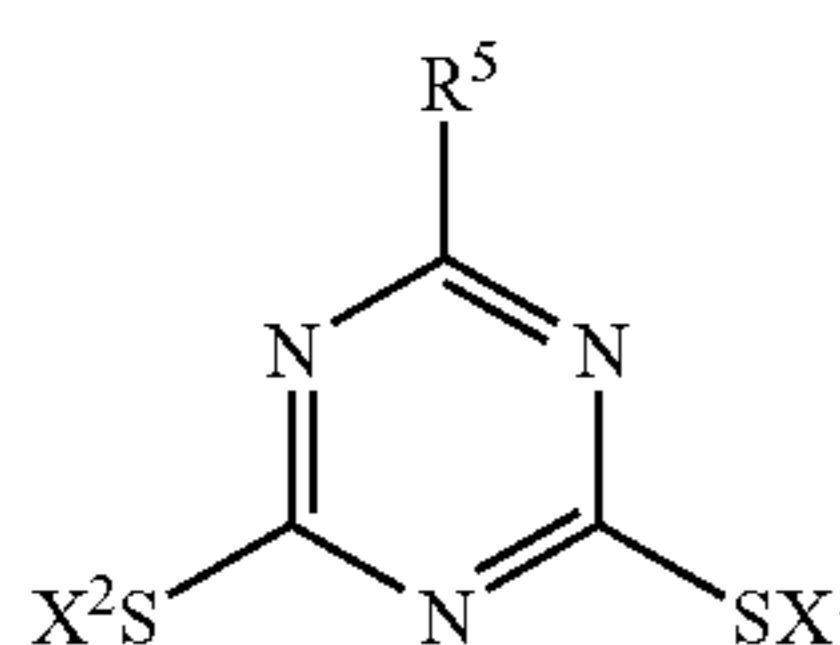


wherein X^1 and X^2 may be the same or different and are each a group represented by the following formula (2), and M is an alkali metal or an alkaline earth metal;

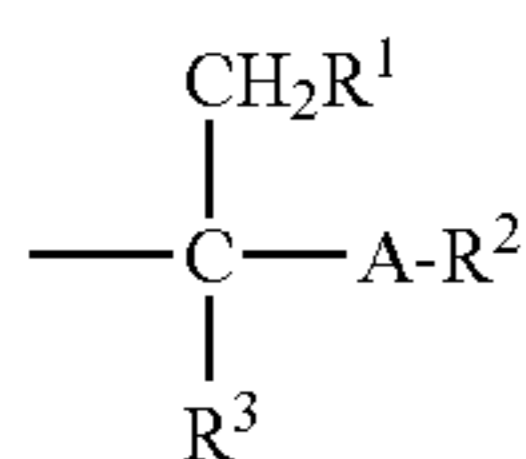


said formula (2) being the same as that previously described.

The thiol compound derivative of the present invention is a thiol compound derivative represented by the following formula (10):



wherein X^1 and X^2 may be the same or different and are each a group represented by the following formula (2), and R^5 is a group selected from the following groups (g) to (k);



6

said formula (2) being the same as that previously described;

(g) a group selected from a hydrogen atom, an alkyl group, an alkenyl group, an alkynyl group, a phenyl group, an aralkyl group and ---NH_2 ,

(h) a dialkylamino group represented by the following formula (11):



wherein R^6 and R^7 are each a group selected from an alkyl group, an alkenyl group, an alkynyl group, an aralkyl group, a benzyl group, an allyl group, a cycloalkyl group, a fluoroalkyl group and a phenyl group, and R^6 and R^7 may be the same or different,

(i) a monoalkylamino group represented by the following formula (12):



wherein R^8 is a group selected from an alkyl group, an alkenyl group, an alkynyl group, an aralkyl group, a benzyl group, an allyl group, a cycloalkyl group, a fluoroalkyl group, an anilino group, a hydroxyanilino group and a phenyl group,

(j) a group represented by the following formula (13):



wherein R^9 is a group selected from an alkyl group, an alkenyl group, an aralkyl group, a halogenophenyl group, a naphthyl group, a cycloalkyl group and a phenyl group, and

(k) a group represented by the following formula (14):

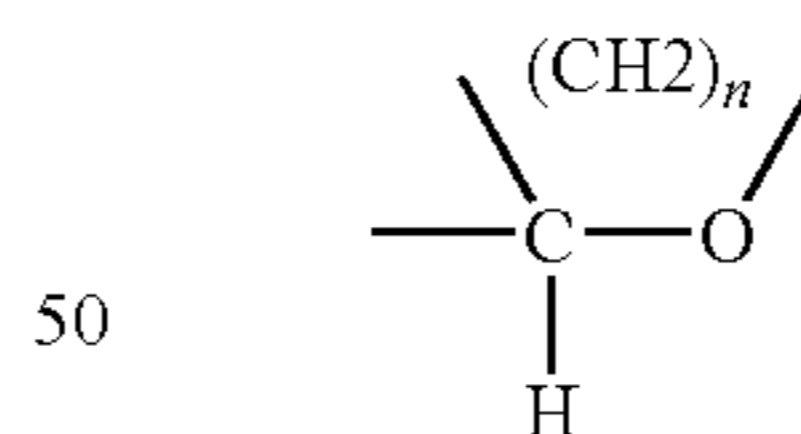


wherein R^{10} is a group selected from an alkyl group, an alkenyl group, an alkynyl group, a phenyl group, an aralkyl group, a halogenophenyl group, a naphthyl group and a cycloalkyl group.

In the above thiol compound derivative, it is preferable that in the formula (2), A is an oxygen atom, R^1 is a hydrogen atom, R^2 is an alkyl group or a residue wherein a hydroxyl group is removed from (poly)alkylene glycol, and R^3 is a hydrogen atom.

In the above thiol compound derivative, it is also preferable that the formula (2) is represented by the following formula (7):

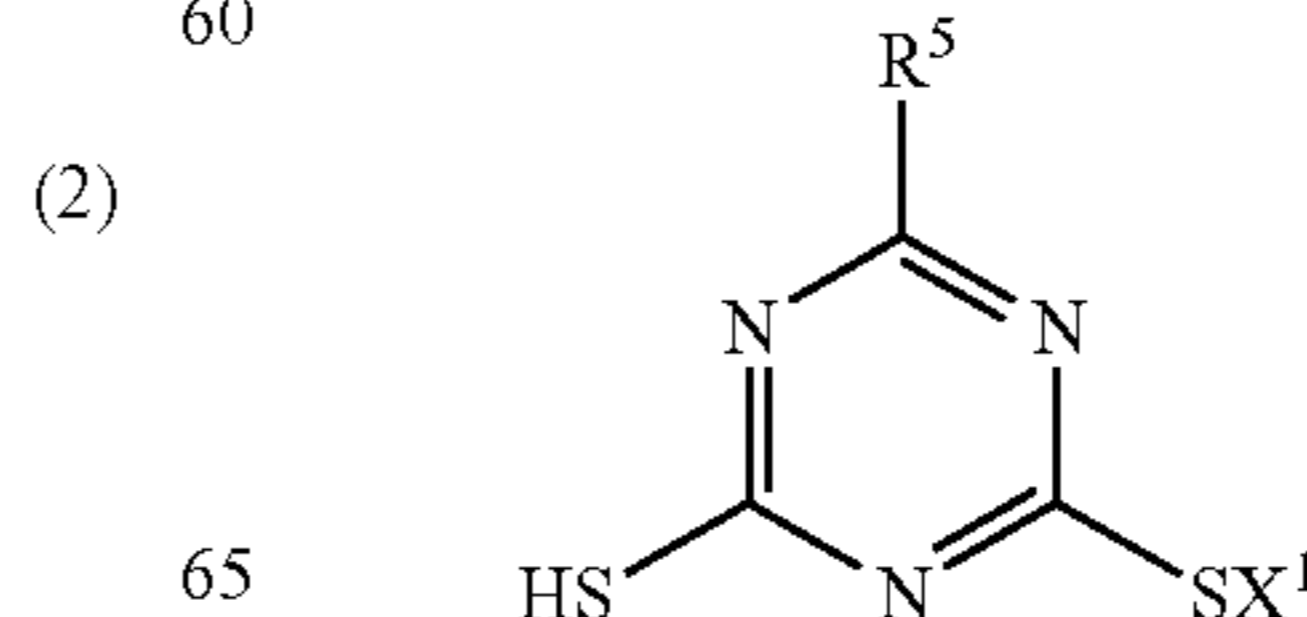
(7)



wherein n is 3 or 4.

The thiol compound derivative of the present invention is a thiol compound derivative represented by the following formula (15):

(15)



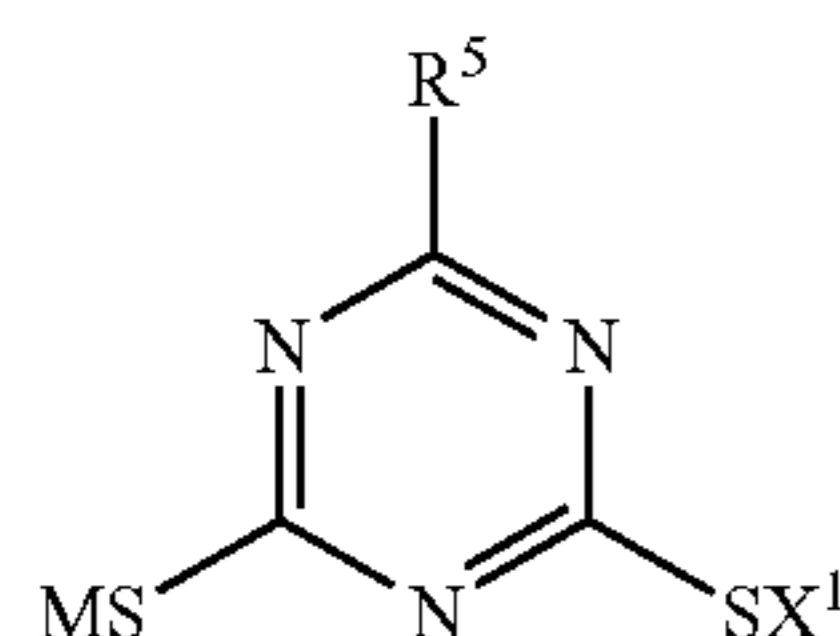
7

wherein X^1 is a group represented by the following formula (2), and R^5 is the same as R^5 in the formula (10);

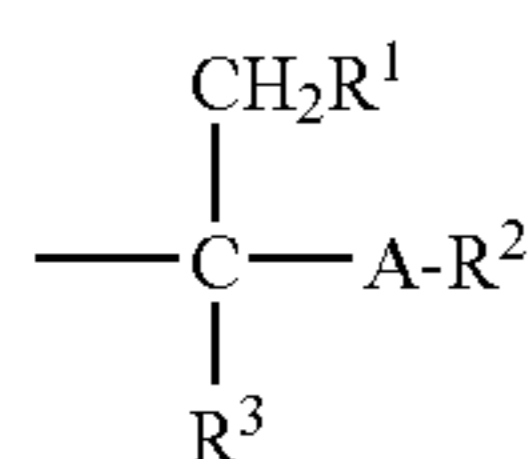


said formula (2) being the same as that previously described.

The thiol compound derivative of the present invention is a thiol compound derivative represented by the following formula (16):



wherein X^1 is a group represented by the following formula (2), M is an alkali metal or an alkaline earth metal, and R^5 is the same as R^5 in the formula (10);

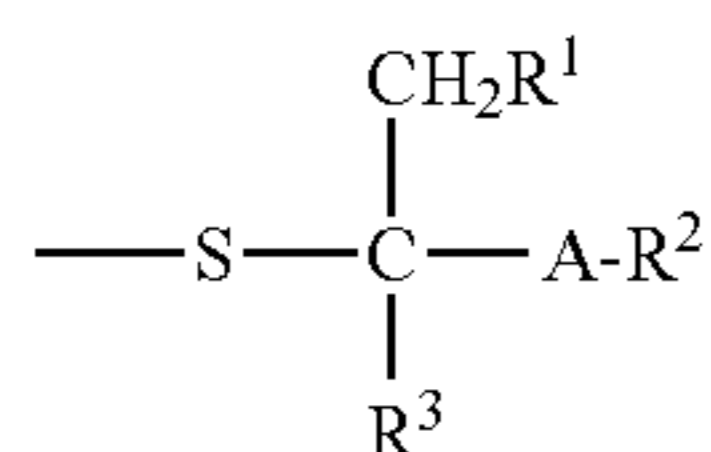


said formula (2) being the same as that previously described.

The curable composition of the present invention contains any one of the above-mentioned thiol compound derivatives of the present invention.

The curable composition of the present invention contains: a halogen-containing crosslinking polymer, and

a thiol compound derivative having, in one molecule, at least one functional group represented by the following formula (17):

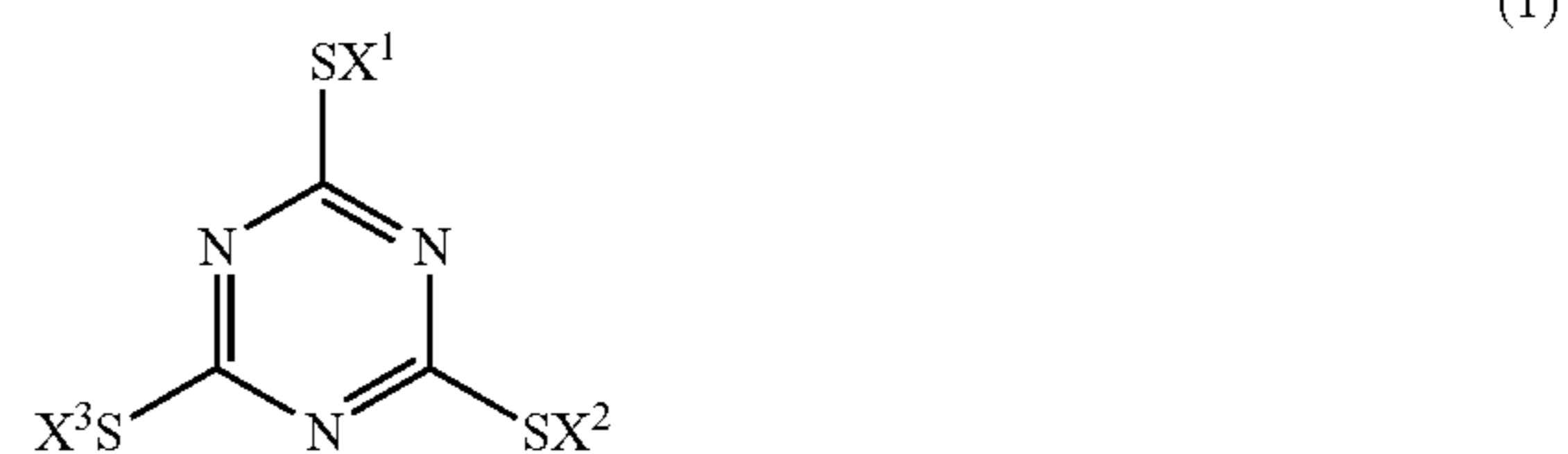


wherein A, R^1 , R^2 and R^3 are the same as A, R^1 , R^2 and R^3 in the formula (2).

The functional group represented by the formula (17) is preferably formed by reacting a compound having a thiol group (---SH) with a vinyl ether.

8

In the above curable composition, the thiol compound derivative is preferably a compound represented by the following formula (1):




wherein X^1 , X^2 and X^3 are each a group represented by the following formula (2):



said formulas (1) and (2) being the same as those previously described.

In the above curable composition, the thiol compound derivative is also preferably a compound represented by the following formula (8):




wherein X^1 and X^2 may be the same or different and are each a group represented by the following formula (2):

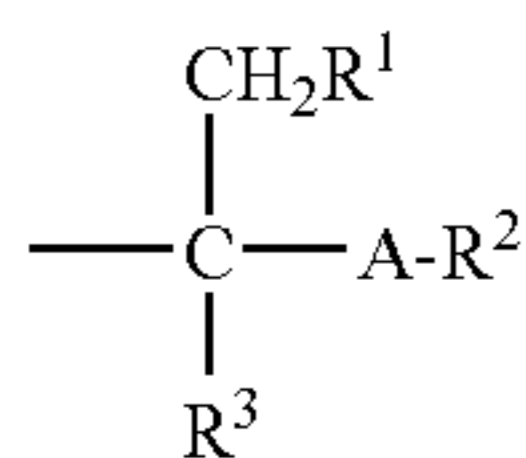


said formula (2) being the same as that previously described.

In the above curable composition, the thiol compound derivative is also preferably a compound represented by the following formula (9):

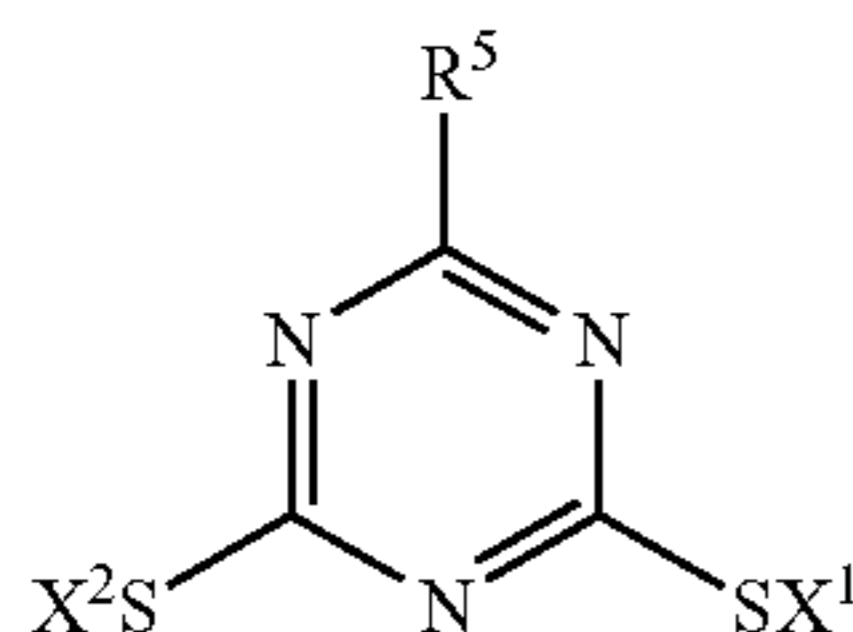


wherein X^1 and X^2 are each a group represented by the following formula (2):

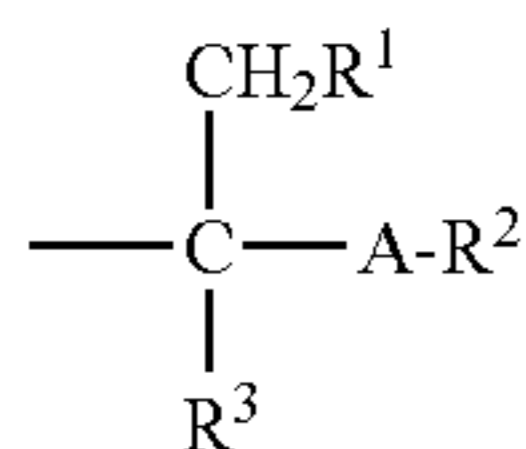


said formulas (9) and (2) being the same as those previously described.

In the above curable composition, the thiol compound derivative is also preferably a compound represented by the following formula (10):

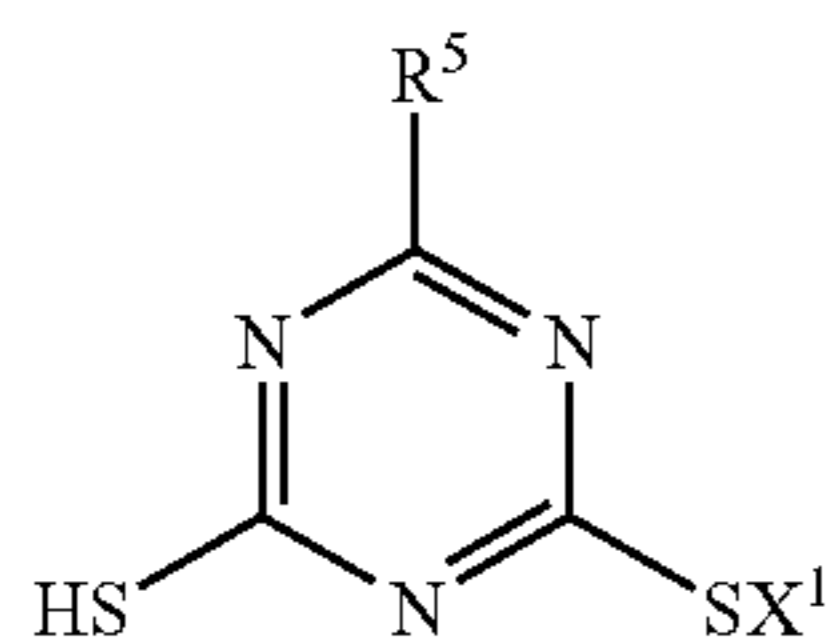


wherein X^1 and X^2 are each a group represented by the following formula (2):

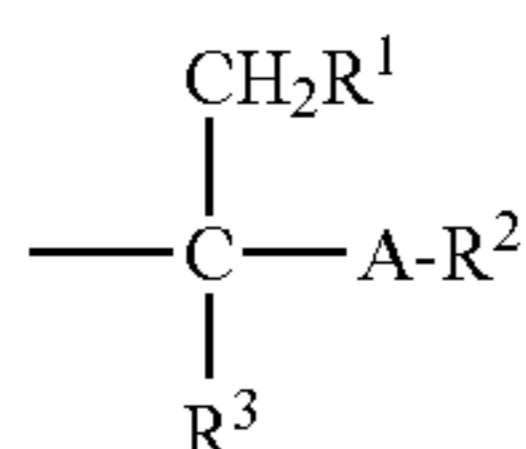


said formulas (10) and (2) being the same as those previously described.

In the above curable composition, the thiol compound derivative is also preferably a compound represented by the following formula (15):



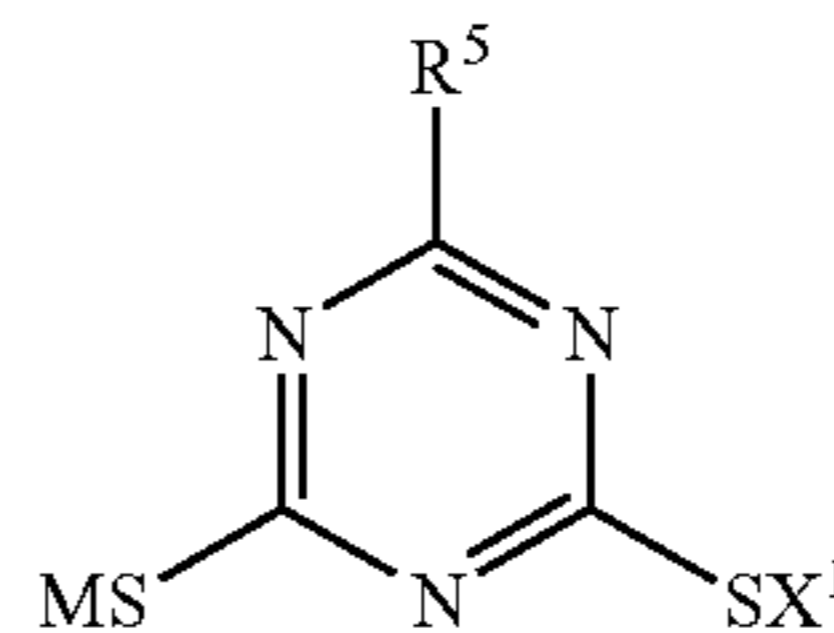
wherein X^1 is a group represented by the following formula (2):



said formulas (15) and (2) being the same as those previously described.

In the above curable composition, the thiol compound derivative is also preferably a compound represented by the following formula (16):

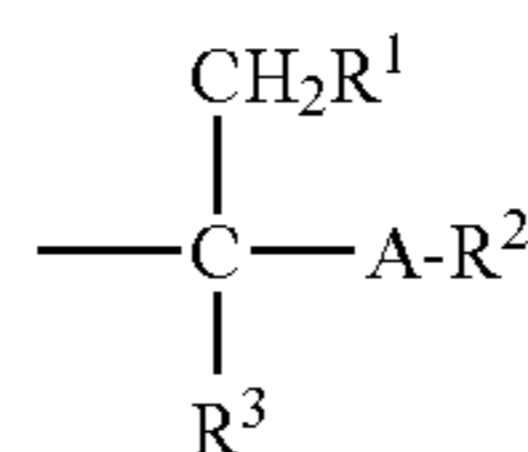
(2) 5



10

wherein X^1 is a group represented by the following formula (2):

15



(10)

20

said formulas (16) and (2) being the same as those previously described.

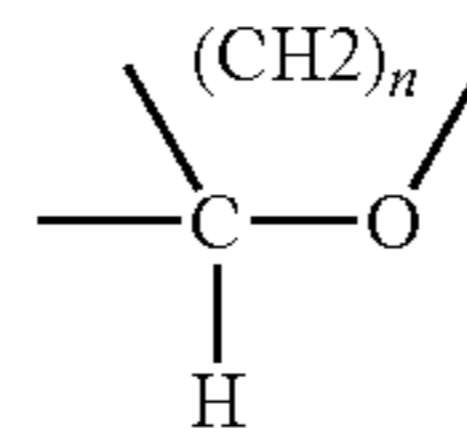
25

In the curable compositions of the invention, it is preferable that in the formulas (2) and (17), A is an oxygen atom, R^1 is a hydrogen atom, R^2 is an alkyl group or a residue wherein a hydroxyl group is removed from (poly)alkylene glycol, and R^3 is a hydrogen atom.

30

The formulas (2) and (17) are each preferably represented by the following formula (7):

(2)



35

wherein n is 3 or 4.

40

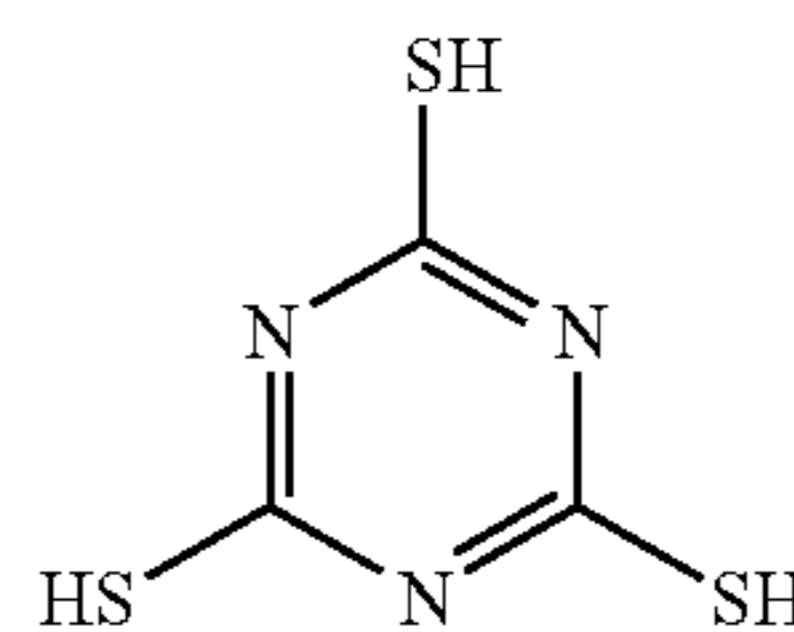
The curable composition of the present invention contains a compound obtained by contacting triazinethiol with a polyvalent vinyl ether, and a halogen-containing crosslinking polymer.

(15)

45

The triazinethiol is preferably represented by the following formula (18):

(18)



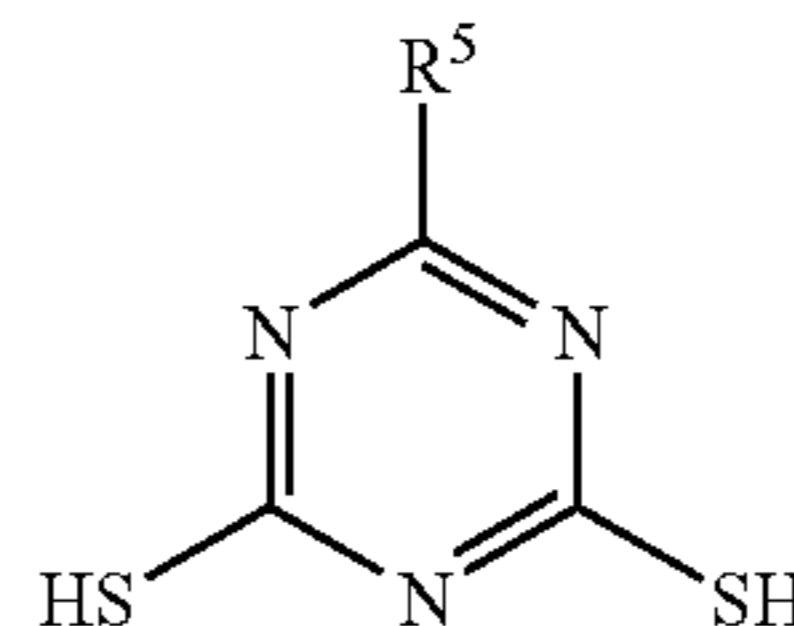
50

55

The triazinethiol is also preferably represented by the following formula (19):

(2)

60



(19)

65

wherein R^5 is the same as R^5 in the formula (10).

11

The polyvalent vinyl ether is preferably at least one ether selected from divinyl ethers, trivinyl ethers and tetravinyl ethers.

In the curable compositions of the present invention, the halogen-containing crosslinking polymer is preferably an acrylic rubber, an epichlorohydrin rubber, a chloroprene rubber or chlorosulfonated polyethylene.

The curable compositions of the present invention preferably contain an organic acid metal salt, and the organic acid metal salt is preferably an organic acid alkali metal salt and/or an organic acid alkaline earth metal salt. The curable compositions of the present invention preferably further contain, in addition to the organic acid metal salt, a vulcanization supplement accelerator, and the vulcanization supplement accelerator is preferably an onium salt and/or polyalkylene oxide.

The curable compositions of the present invention preferably contain an amine type anti-aging agent, and a sulfur compound or a phosphorus compound.

The molded product of the present invention is obtained by crosslinking the curable composition of the present invention.

BRIEF DESCRIPTION OF THE DRAWINGS

FIG. 1 is a chart of an IR absorption spectrum of a synthetic substance obtained in Example 1.

FIG. 2 is a chart of an IR absorption spectrum of 1,3,5-triazine-2,4,6-trithiol that is a starting material for synthesis.

FIG. 3 is a chart of an IR absorption spectrum of a sample obtained by heating the synthetic substance obtained in Example 1, in the atmosphere.

FIG. 4 is a chart of an IR absorption spectrum of a synthetic substance obtained in Example 2.

FIG. 5 is a chart of an IR absorption spectrum of a sample obtained by heating the synthetic substance obtained in Example 2, in the atmosphere.

FIG. 6 shows curelaster curves of Examples 3 to 7 and Comparative Examples 2, 4 and 5.

Numeral 1 in FIG. 6 designates a curelaster curve of Example 3.

Numeral 2 in FIG. 6 designates a curelaster curve of Example 4.

Numeral 3 in FIG. 6 designates a curelaster curve of Example 5.

Numeral 4 in FIG. 6 designates a curelaster curve of Example 6.

Numeral 5 in FIG. 6 designates a curelaster curve of Example 7.

Numeral 6 in FIG. 6 designates a curelaster curve of Comparative Example 2.

Numeral 7 in FIG. 6 designates a curelaster curve of Comparative Example 4.

Numeral 8 in FIG. 6 designates a curelaster curve of Comparative Example 5.

FIG. 7 is a chart of an IR absorption spectrum of a synthetic substance obtained in Example 34.

FIG. 8 is a chart of an IR absorption spectrum of a synthetic substance obtained in Example 35.

FIG. 9 is a chart of an IR absorption spectrum of 6-dibutylamino-S-triazine-2,4-dithiol that is a starting material for synthesis.

FIG. 10 is a chart of an IR absorption spectrum of a synthetic substance obtained in Example 36.

FIG. 11 is a chart of an IR absorption spectrum of a synthetic substance obtained in Example 37.

FIG. 12 is a chart of an IR absorption spectrum of a synthetic substance obtained in Example 38.

12

FIG. 13 is a chart of an IR absorption spectrum of a synthetic substance obtained in Example 39.

FIG. 14 is a chart of an IR absorption spectrum of a sample obtained by storing the synthetic substance obtained in Example 39, in the atmosphere.

FIG. 15 is a chart of an IR absorption spectrum of a synthetic substance obtained in Example 40.

FIG. 16 is a chart of an IR absorption spectrum of a sample obtained by storing the synthetic substance obtained in Example 40, in the atmosphere.

FIG. 17 is a chart of an IR absorption spectrum of a synthetic substance obtained in Example 41.

FIG. 18 is a chart of an IR absorption spectrum of a sample obtained by storing the synthetic substance obtained in Example 41, in the atmosphere.

BEST MODE FOR CARRYING OUT THE INVENTION

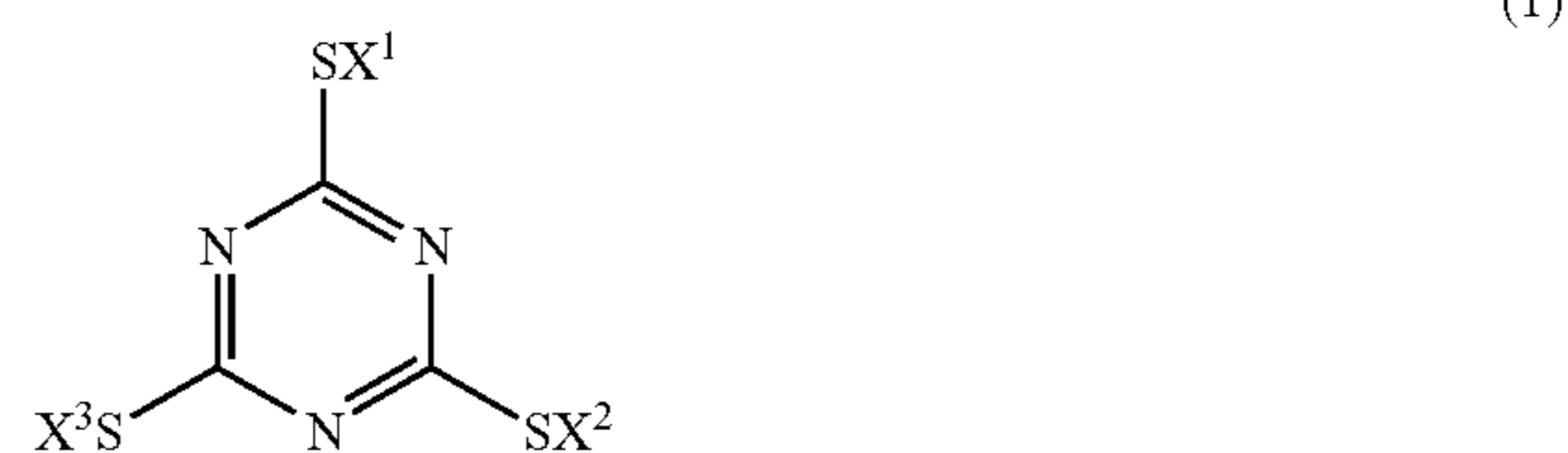
The present invention is described in detail hereinafter.

Thiol Compound Derivative

The thiol compound derivative according to the invention is a derivative of 1,3,5-triazene-2,4,6-trithiol, 1,3,5-triazine-2,4-dithiol or the like, and is a compound derivative wherein a hydrogen atom of a thiol group (—SH) of such a compound is replaced with a specific substituent. The thiol compound derivative can be obtained by reacting a thiol compound such as triazinethiol with a vinyl ether. Examples of the thiol compound derivatives are described below.

Trithiol Compound Derivative

The thiol compound derivative of the invention is, for example, a thiol compound derivative represented by the following formula (1), which is a derivative of a trithiol compound.



In the formula (1), X¹, X² and X³ are each a group represented by the following formula (2).



In the formula (1), X¹, X² and X³ may be the same or different, preferably the same.

In the formula (2), A is an oxygen atom or a sulfur atom.

R¹ is a hydrogen atom, an alkyl group or a phenyl group. R¹ is preferably a hydrogen atom or an alkyl group, more preferably a hydrogen atom.

R² is a group selected from the group consisting of the following groups (a) to (f). In the present invention, a group selected from the groups (a) to (e) is preferable.

13

(a) A group selected from an alkyl group, a halogenated alkyl group, an alkyl group having at least one hydroxyl group, an alkenyl group, an alkynyl group and an aralkyl group. Of these, preferable is an alkyl group or an alkenyl group.

The alkyl group is preferably an alkyl group of 1 to 25 carbon atoms, more preferably an alkyl group of 1 to 18 carbon atoms. The alkyl group may be any of straight-chain, branched and cyclic alkyl groups. Examples of such alkyl groups include methyl, ethyl, n-propyl, isopropyl, n-butyl, isobutyl, sec-butyl, tert-butyl, pentyl, hexyl, heptyl, octyl, 2-ethylhexyl, decyl, cetyl, stearyl and 1-menthyl. Of these, methyl, ethyl and n-propyl are preferable.

The halogenated alkyl group is, for example, a group wherein at least one hydrogen atom of the above alkyl group is replaced with halogen. Examples of the halogen atoms include a fluorine atom, a chlorine atom, a bromine atom and an iodine atom. Of these, a fluorine atom is preferable. Examples of the halogenated alkyl groups containing a fluorine atom include a perfluoroalkyl group wherein all hydrogen atoms of the above alkyl group are replaced with fluorine atoms, and a fluoroalkyl group represented by $RfCH_2CH_2-$. The Rf is, for example, perfluoromethyl, perfluoroethyl, perfluoropropyl or perfluorobutyl.

The alkyl group having one or more hydroxyl groups is, for example, a group wherein at least one hydrogen atom of the above alkyl group is replaced with a hydroxyl group. The alkyl group having one or more hydroxyl groups is preferably a group having one or two hydroxyl groups, more preferably a group having one hydroxyl group. The hydroxyl group may be any of primary, secondary and tertiary. Examples of the alkyl groups having such a hydroxyl group include alkyl groups having a primary hydroxyl group, such as 2-hydroxyethyl, 3-hydroxypropyl and 4-hydroxy-n-butyl, alkyl groups having a secondary hydroxyl group, such as 1-hydroxyethyl, 2-hydroxypropyl and 3-hydroxy-n-butyl, and alkyl groups having a tertiary hydroxyl group, such as 3-hydroxy-3-methyl-n-butyl.

The alkenyl group is preferably an alkenyl group of 1 to 20 carbon atoms, more preferably an alkenyl group of 1 to 10 carbon atoms. Examples of such alkenyl groups include propenedienyl, isopropenyl, 3-methyl-2-butenyl, allyl and 2-methylallyl. Of these, isopropenyl and allyl are preferable.

The alkynyl group is preferably an alkynyl group of 1 to 20 carbon atoms, more preferably an alkynyl group of 1 to 10 carbon atoms. Examples of such alkynyl groups include propargyl and 1-phenylpropargyl. Of these, propargyl is preferable.

The aralkyl group is preferably an aralkyl group of 1 to 20 carbon atoms, more preferably an aralkyl group of 1 to 10 carbon atoms. Examples of such aralkyl groups include 4-phenylbutyl and methylbenzyl. Of these, methylbenzyl is preferable.

(b) A residue wherein a hydroxyl group is removed from a hydroxyl group-containing compound selected from alkylene glycol, dialkylene glycol, trialkylene glycol, tetraalkylene glycol, allyl alcohols, ketooximes, trialkanolamines, dialkanolamines, alkanolamines, trialkylsilanol, alicyclic alcohol and naphthyl alcohols. Of these, polyalkylene glycols, such as dialkylene glycol, trialkylene glycol and tetraalkylene glycol, are preferable.

Examples of the glycols, such as dialkylene glycol, trialkylene glycol and tetraalkylene glycol, include ethylene glycol, propylene glycol, butylene glycol, diethylene glycol, dipropylene glycol, dibutylene glycol, diethylene glycol monobutyl ether, triethylene glycol, tripropylene glycol, tributylene

14

glycol, tetraethylene glycol, tetrapropylene glycol and tetrabutylene glycol. Of these, ethylene glycol is preferable.

Examples of the ketooximes include acetone ketooxime and methyl ethyl ketone ketooxime.

Examples of the trialkanolamines include triethanolamine and tripropanolamine.

Examples of the dialkanolamines include diethanolamine and dipropanolamine.

Examples of the monoalkanolamines include 4-dimethylaminobutanol and 3-dimethylaminopropanol.

Examples of the trialkylsilanols include trimethylsilyl alcohol and triethylsilyl alcohol.

Examples of the alicyclic alcohols include cyclohexyl alcohol and menthol.

Examples of the naphthyl alcohols include naphthyl alcohol.

(c) A group represented by the following formula (3):



wherein X is a halogen atom, an alkoxy group, an alkoxyalkoxy group, a dialkylamino group, a trialkylsilyl group, an acetoxy group, a piperidino group or the like, and Y is a hydrogen atom or a halogen atom.

X is preferably a halogen atom, an alkoxy group or a dialkylamino group.

Examples of the groups represented by the formula (3) include 1-chloroethyl, 2-chloroethyl, 1-bromoethyl, 2-bromoethyl, methoxyethyl, 2-butoxyethyl, methoxyethoxyethyl, dimethylaminoethyl, 2-(diethylamino)ethyl, aminoethyl, trimethylsilylethyl, trimethylsiloxyethyl, 2-acetoxyethyl and 2-piperidinoethyl. Of these, 2-chloroethyl and methoxyethyl are particularly preferable.

(d) A group represented by the following formula (4):



wherein n is an integer of 1 to 3, preferably 1, and is a number of substituents Z bonded to the phenyl group skeleton.

In the formula (4), Z is a hydrogen atom, a halogen atom, a nitro group, an amino group, an alkoxy group, an alkylamino group, a dialkylamino group, an alkyl group, an acyl group or the like.

Examples of the groups represented by the formula (4) include phenyl, methoxyphenyl, tolyl such as o-tolyl, isopropylphenyl, p-nitrophenyl, 2-nitrophenyl, 3-nitrophenyl, fluorophenyl such as p-fluorophenyl, methoxyphenyl such as p-methoxyphenyl, aminophenyl such as p-aminophenyl, N-methylaminophenyl, p-(dimethylamino)phenyl, 4-acetylphenyl, iodophenyl such as p-iodophenyl, chlorophenyl such as p-chlorophenyl, bromophenyl such as p-bromophenyl, 2,4,6-trichlorophenyl, 2,4,6-trimethylphenyl, 2,4,6-tribromophenyl, 2,4-dichlorophenyl, 2,4-dibromophenyl and 2,4-dimethylphenyl. Of these, phenyl and methoxyphenyl are preferable.

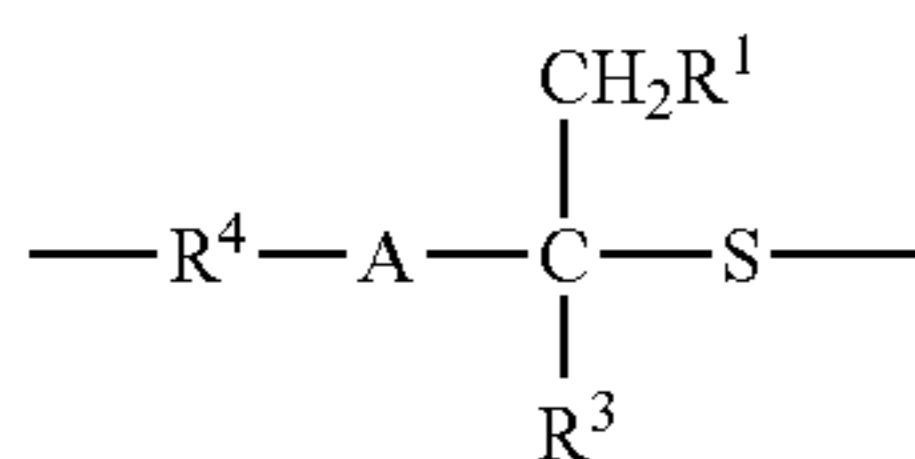
15

(e) A group represented by $-\text{CH}_2-\text{C}_6\text{H}_5$ or $-\text{CHCH}_3-\text{C}_6\text{H}_5$, namely, 1-phenylethyl or benzyl.

(f) A group represented by the following formula (5) or (6):

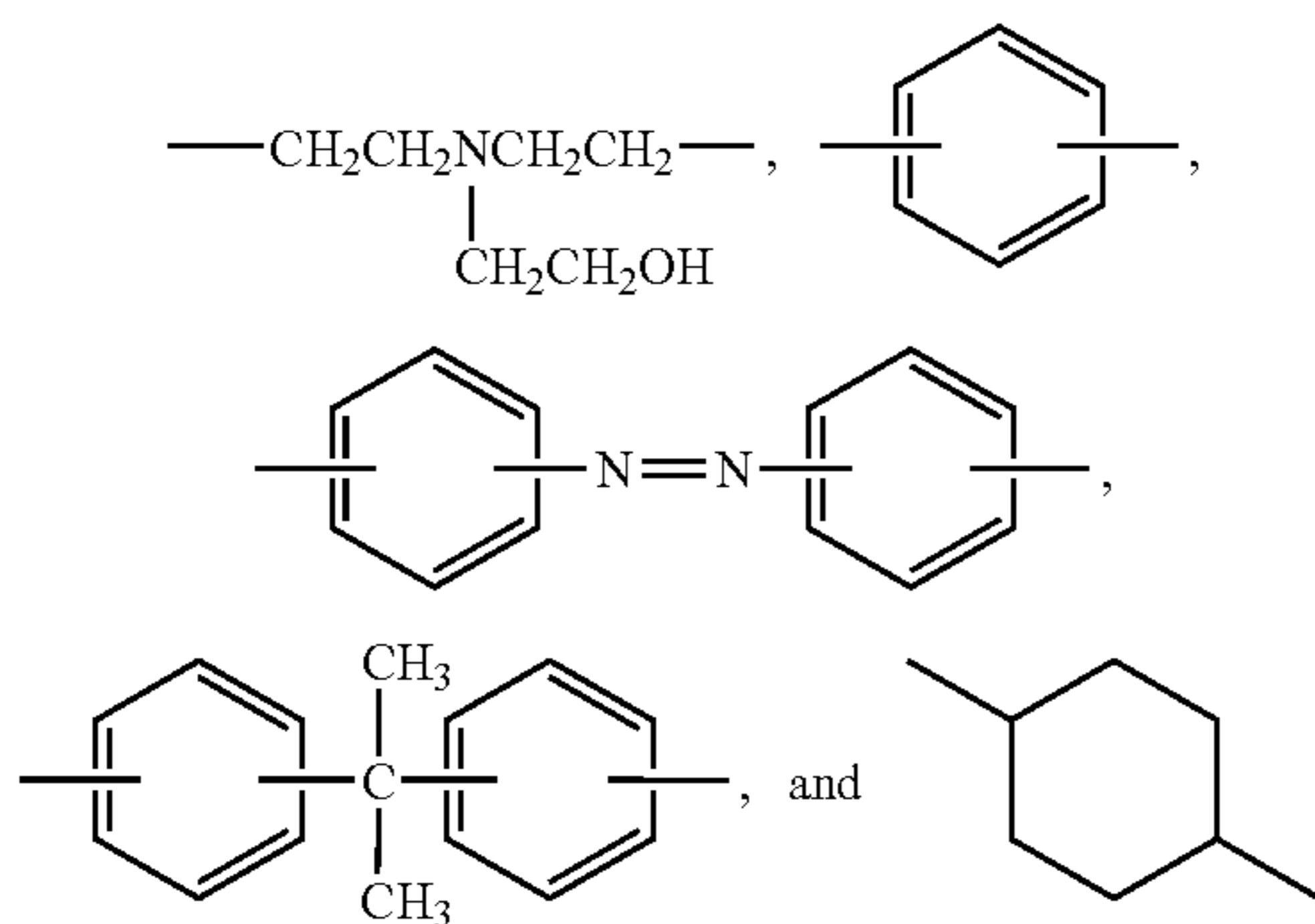


(5) 5



(6) 10

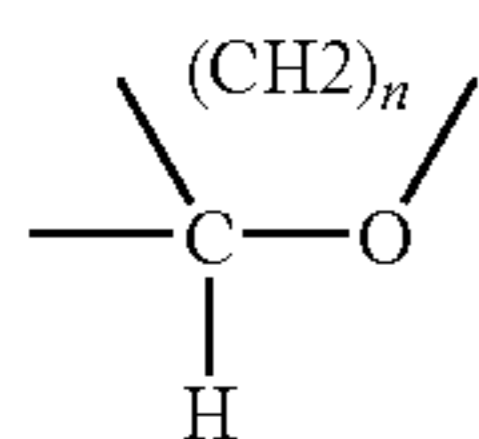
In the formula (6), R^1 and R^3 are the same as R^1 and R^3 in the formula (2). In the formulas (5) and (6), A is an oxygen atom or a sulfur atom, and R^4 is a divalent substituent, is any one of $-\text{CH}_2-$, $-\text{CH}_2\text{CH}_2-$, $-\text{CH}_2\text{CH}_2\text{CH}_2-$, $\text{CH}_2\text{CH}_2\text{CH}_2\text{CH}_2-$, $-\text{CH}_2\text{CH}_2\text{OCH}_2\text{CH}_2-$, $-\text{CH}_2\text{CH}_2\text{OCH}_2\text{CH}_2\text{OCH}_2\text{CH}_2-$,



Particularly preferable is a thiol compound derivative wherein in the formula (2), A is an oxygen atom, R^1 is a hydrogen atom, R^2 is an alkyl group or a residue wherein a hydroxyl group is removed from (poly)alkylene glycol, and R^3 is a hydrogen atom.

In the thiol compound derivative of the invention, R^1 and R^2 in the formula (2) may form a ring. When R^1 and R^2 form a ring, R^1 and R^2 are each preferably an alkyl group, and the alkyl group may have a substituent.

In the above case, R^3 is preferably a hydrogen atom, and the ring formed from R^1 and R^2 is preferably represented by the following formula (7):

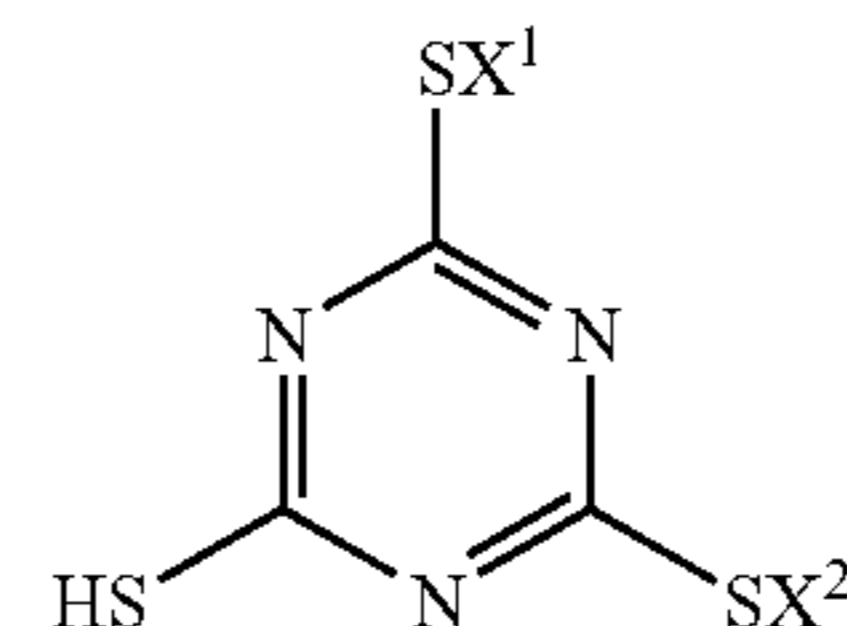


wherein n is 3 or 4.

The above-mentioned cyclic structure part may have a substituent.

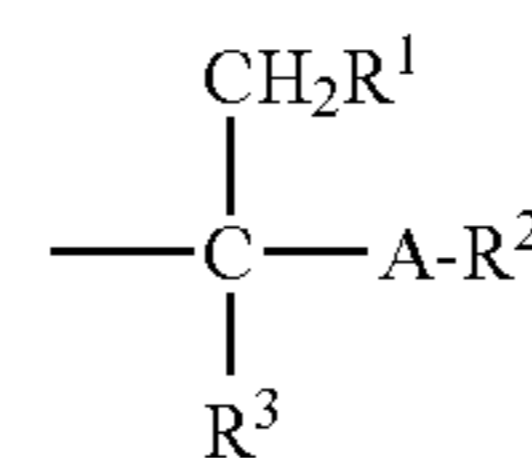
Another thiol compound derivative according to the present invention is a thiol compound derivative represented by the following formula (8):

16



(8)

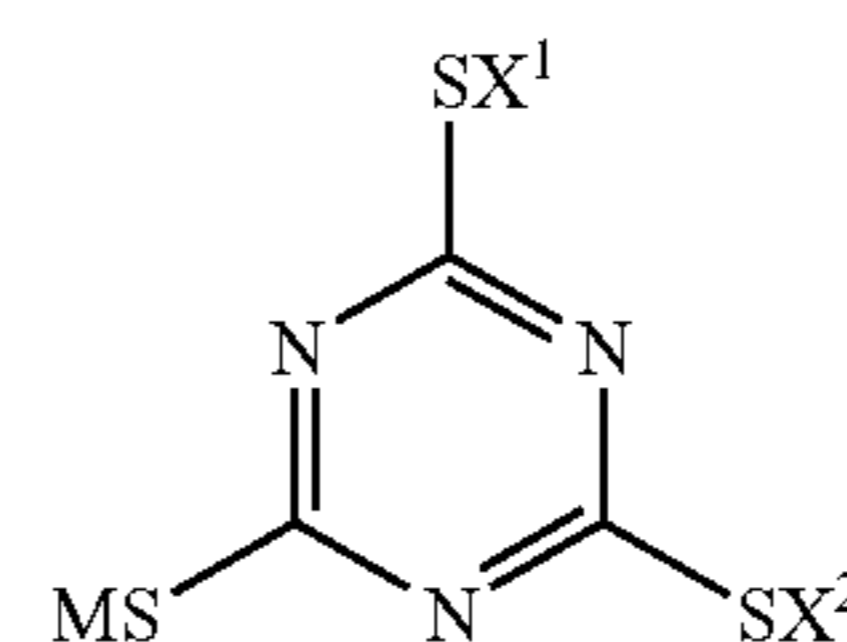
wherein X^1 and X^2 are each a group represented by the following formula (2):



(2)

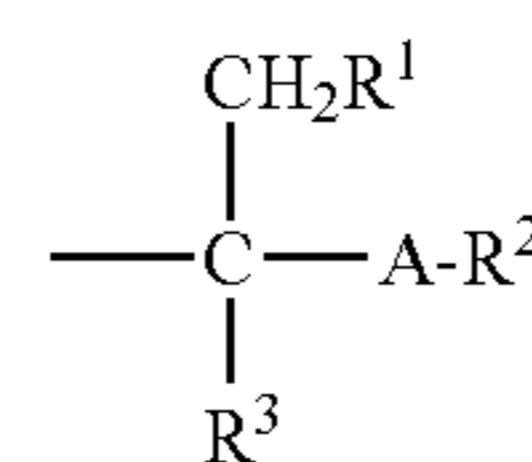
In the formula (8), X^1 and X^2 may be the same or different, preferably the same. The formula (2) is the same as that previously described.

Another thiol compound derivative according to the present invention is a thiol compound derivative represented by the following formula (9):



(9)

wherein X^1 and X^2 are each a group represented by the following formula (2):

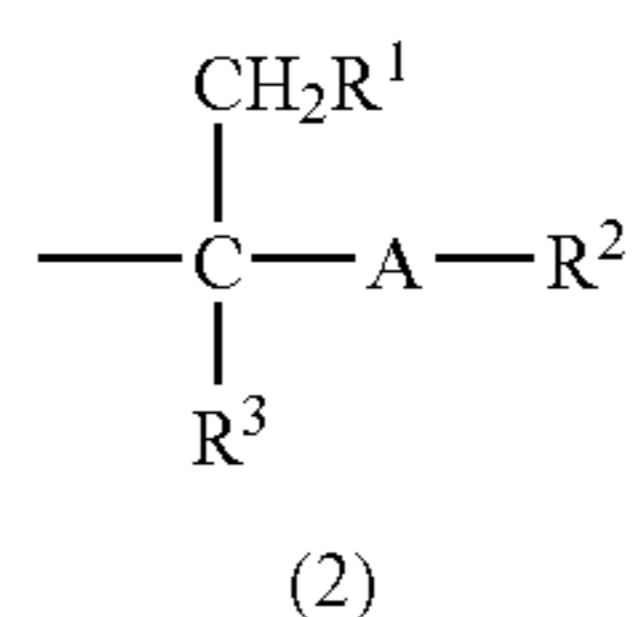
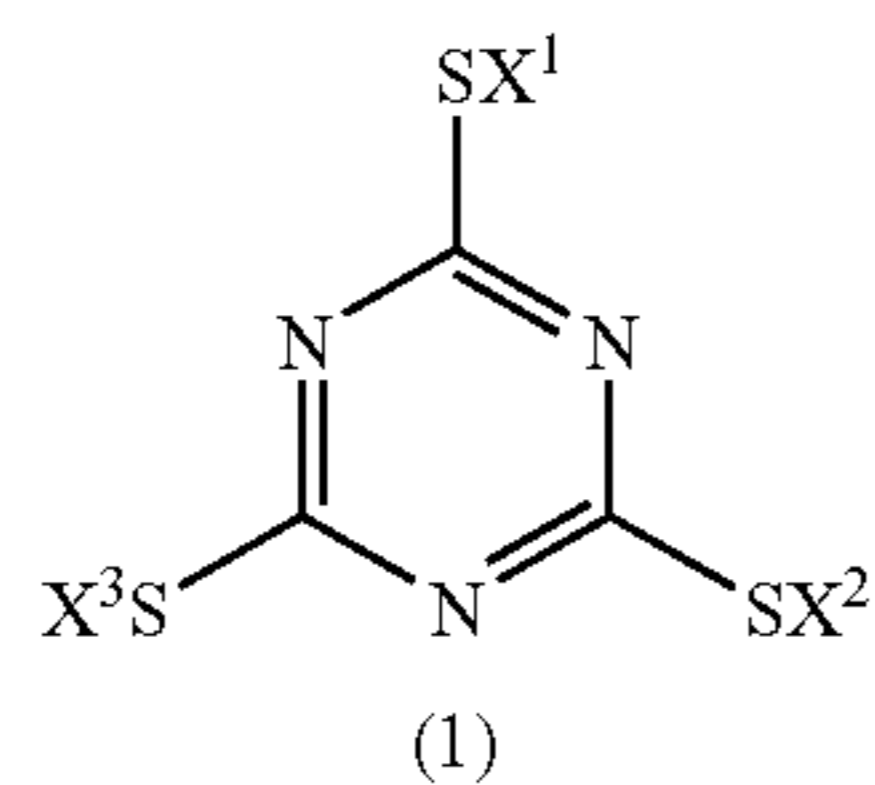


(2)

In the formula (9), X^1 and X^2 may be the same or different, preferably the same, and M is an alkali metal or an alkaline earth metal. The alkali metal is preferably sodium or potassium, more preferably sodium. The alkaline earth metal is preferably calcium, magnesium or barium. Of these, sodium is preferable. The formula (2) is the same as that previously described.

Examples of the thiol compound derivatives represented by the formula (1) (sometimes referred to as "derivative a" hereinafter) wherein X^1 , X^2 and X^3 are the same and X^1 is represented by the following formula (2) include thiol compound derivatives shown in the following Table 1 (Tables 1-1 to 1-4).

(derivative a)



Tables 1-1

Thiol compound derivative	Derivative	A	R ³	R ¹	R ²
a1	a	O	H	H	methyl group
a2	a	O	H	H	ethyl group
a3	a	O	H	H	n-propyl group
a4	a	O	H	H	isopropyl group
a5	a	O	H	H	n-butyl group
a6	a	O	H	H	isobutyl group
a7	a	O	H	H	sec-butyl group
a8	a	O	H	H	tert-butyl group
a9	a	O	H	H	pentyl group
a10	a	O	H	H	hexyl group
a11	a	O	H	H	heptyl group
a12	a	O	H	H	octyl group
a13	a	O	H	H	2-ethylhexyl group
a14	a	O	H	H	decyl group
a15	a	O	H	H	cetyl group
a16	a	O	H	H	stearyl group
a17	a	O	H	H	1-menthyl group
a18	a	O	H	H	propanedieryl group
a19	a	O	H	H	isopropenyl group
a20	a	O	H	H	3-butyryl group
a21	a	O	H	H	3-methyl-2-butenyl
a22	a	O	H	H	allyl group
a23	a	O	H	H	2-methylallyl group
a24	a	O	H	H	propargyl group
a25	a	O	H	H	3-phenylpropargyl
a26	a	O	H	H	residue wherein one hydroxyl group of ethylene glycol is removed
a27	a	O	H	H	residue wherein one hydroxyl group of propylene glycol is removed
a28	a	O	H	H	residue wherein one hydroxyl group of butylene glycol is removed
a29	a	O	H	H	residue wherein one hydroxyl group of diethylene glycol is removed
a30	a	O	H	H	residue wherein one hydroxyl group of dipropylene glycol is removed
a31	a	O	H	H	residue wherein one hydroxyl group of dibutylene glycol is removed
a32	a	O	H	H	residue wherein one hydroxyl group of diethylene glycol monobutyl ether is removed
a33	a	O	H	H	residue wherein one hydroxyl group of triethylene glycol is removed
a34	a	O	H	H	residue wherein one hydroxyl group of tripropylene glycol is removed
a35	a	O	H	H	residue wherein one hydroxyl group of tributylene glycol is removed

Tables 1-2

Thiol compound derivative	Derivative	A	R ³	R ¹	R ²
a36	a	O	H	H	residue wherein one hydroxyl group of tetraethylene glycol is removed

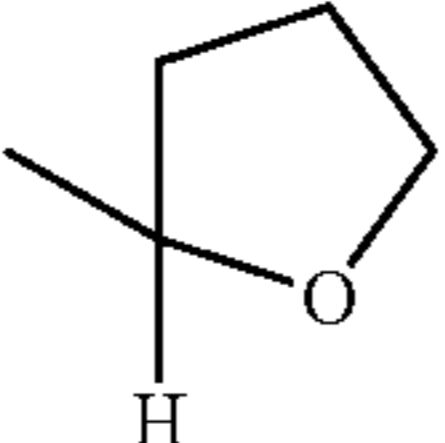
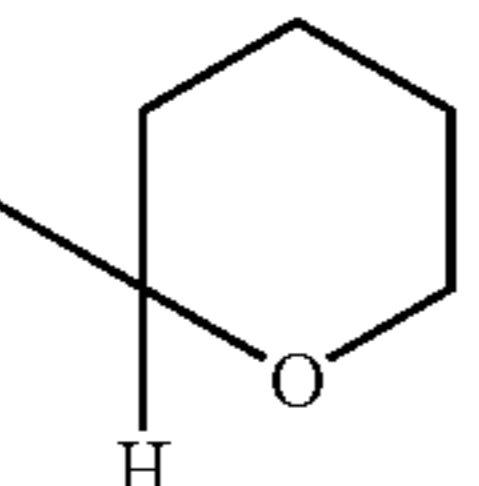
-continued

a37	a	O	H	H	residue wherein one hydroxyl group of tetrapropylene glycol is removed
a38	a	O	H	H	residue wherein one hydroxyl group of tetrabutylene glycol is removed
a39	a	O	H	H	residue wherein one hydroxyl group of acetone oxime group is removed
a40	a	O	H	H	residue wherein one hydroxyl group of triethanolamine is removed
a41	a	O	H	H	residue wherein one hydroxyl group of diethanolamine is removed
a42	a	O	H	H	residue wherein one hydroxyl group of dimethylaminoethanol is removed
a43	a	O	H	H	residue wherein one hydroxyl group of trimethylsilyl alcohol is removed
a44	a	O	H	H	residue wherein one hydroxyl group of triethylsilyl alcohol is removed
a45	a	O	H	H	residue wherein one hydroxyl group of cyclohexyl alcohol is removed
a46	a	O	H	H	residue wherein one hydroxyl group of menthol is removed
a47	a	O	H	H	residue wherein one hydroxyl group of naphthyl alcohol is removed
a48	a	O	H	H	1-chloroethyl group
a49	a	O	H	H	2-chloroethyl group
a50	a	O	H	H	1-bromoethyl group
a51	a	O	H	H	2-bromoethyl group
a52	a	O	H	H	methoxyethyl group
a53	a	O	H	H	2-butoxyethyl group
a54	a	O	H	H	methoxyethoxyethyl group
a55	a	O	H	H	dimethylaminoethyl group
a56	a	O	H	H	2-(diethylamino)ethyl group
a56	a	O	H	H	3-dimethylaminopropyl group
a57	a	O	H	H	aminoethyl group
a58	a	O	H	H	trimethylsilylethyl group
a59	a	O	H	H	trimethylsiloxyethyl group
a60	a	O	H	H	2-acetoxyethyl group
a61	a	O	H	H	2-piperidinoethyl group
a62	a	O	H	H	phenyl group
a63	a	O	H	H	methoxyphenyl group
a64	a	O	H	H	o-tolyl group
a65	a	O	H	H	o-isopropylphenyl group
a66	a	O	H	H	p-nitrophenyl group
a67	a	O	H	H	2-nitrophenyl group
a68	a	O	H	H	3-nitrophenyl group
a69	a	O	H	H	p-fluorophenyl group
a70	a	O	H	H	p-methoxyphenyl group

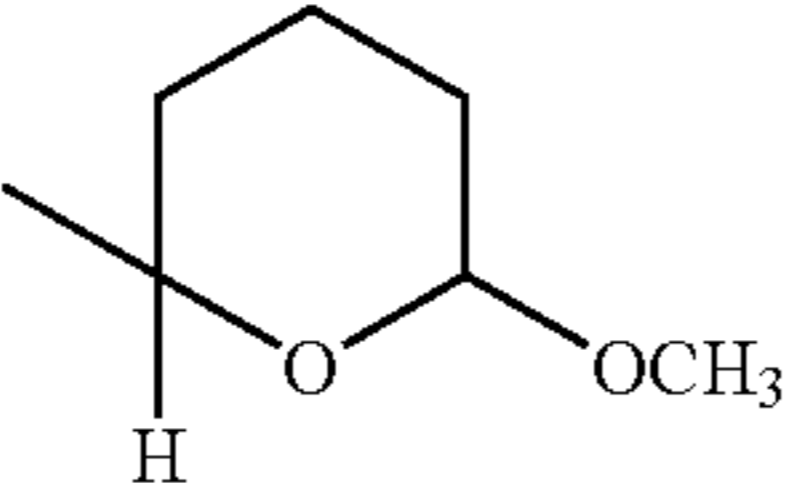
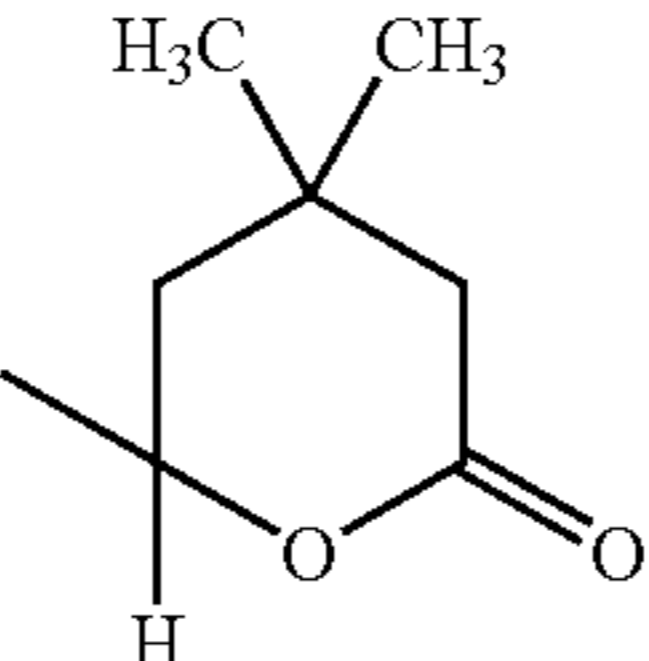
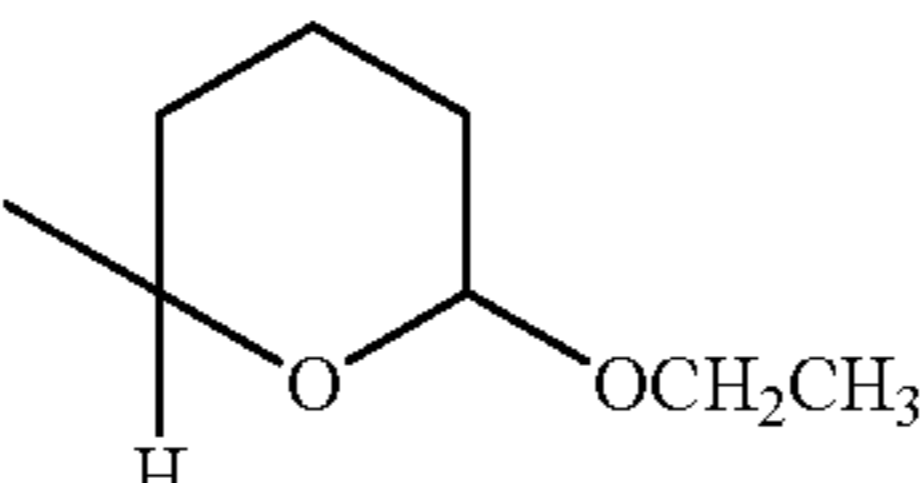
Tables 1-3

Thiol compound derivative	Derivative	A	R ³	R ¹ R ²	
a71	a	O	H	H	p-aminophenyl group
a72	a	O	H	H	N-methylaminophenyl group
a73	a	O	H	H	p-(dimethylamino)phenyl group
a74	a	O	H	H	4-acetylphenyl group
a75	a	O	H	H	p-iodophenyl group
a76	a	O	H	H	p-chlorophenyl group
a77	a	O	H	H	p-bromophenyl group
a78	a	O	H	H	2,4,6-trichlorophenyl group
a79	a	O	H	H	2,4,6-tribromophenyl group
a80	a	O	H	H	2,4,6-trimethylphenyl group
a81	a	O	H	H	2,4-dichlorophenyl group
a82	a	O	H	H	2,4-dibromophenyl group
a83	a	O	H	H	2,4-dimethylphenyl group
a84	a	O	H	H	—CH ₂ OCH=CH ₂
a85	a	O	H	H	—CH ₂ CH ₂ OCH=CH ₂
a86	a	O	H	H	—CH ₂ CH ₂ CH ₂ OCH=C ₂
a87	a	O	H	H	—CH ₂ CH ₂ CH ₂ CH ₂ OCH=CH ₂
a88	a	O	H	H	—CH ₂ CH ₂ OCH ₂ CH ₂ OCH=CH ₂
a89	a	O	H	H	—CH ₂ CH ₂ OCH ₂ CH ₂ OCH ₂ CH ₂ OCH=CH ₂
a90	a	O	H	H	—CH ₂ CH ₂ N(CH ₂ CH ₂ OH)CH ₂ CH ₂ OCH=CH ₂
a91	a	O	H	H	—Ph—OCH=CH ₂
a92	a	O	H	H	—Ph—N=N—Ph—OCH=CH ₂
a93	a	O	H	H	—Ph—C(CH ₃) ₂ —Ph—OCH=CH ₂
a94	a	O	H	H	-cyclohexylene-OCH=CH ₂

-continued

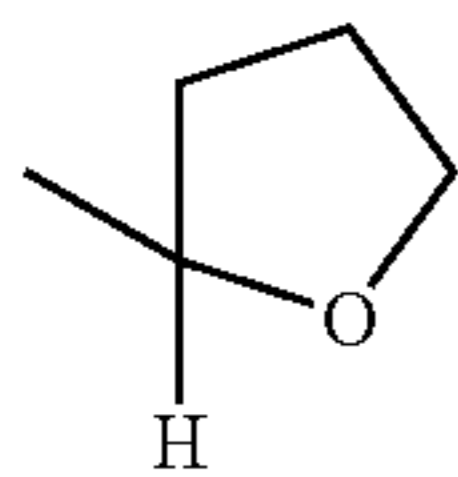
a95	a	O	H	H	1-phenylethyl group
a96	a	O	H	H	benzyl group
a97	a				
a98	a				

Tables 1-4

Thiol compound derivative					
Derivative	A	R ³	R ¹	R ²	
a99	a				
a100	a				
a101	a				
a102	a	S	H	H	3-(trimethylsilyl)propyl group
a103	a	S	H	H	2-hydroxyethyl group
a104	a	S	H	H	2-(N-morpholino)ethyl group
a105	a	S	H	H	2-(N-β-hydroxyethyl)aminoethyl group
a106	a	S	H	H	2-aminoethyl group
a107	a	S	H	H	p-chlorophenyl group
a108	a	S	H	H	phenyl group
a109	a	S	H	H	vinyl group
a110	a	O	Me	H	methyl group
a111	a	O	Me	H	ethyl group
a112	a	O	Et	H	methyl group
a113	a	O	Et	H	ethyl group
a114	a	O	Ph—	H	methyl group
a115	a	O	Ph—	H	ethyl group

23

In Table 1, “-Ph-” denotes a divalent aromatic substituent represented by C₆H₄; “cyclohexylene” denotes a divalent substituent having cyclohexylene skeleton represented by C₆H₁₀; “Ph-” denotes a monovalent aromatic substituent represented by C₆H₅; “Me” denotes a methyl group; “Et” denotes an ethyl group; and

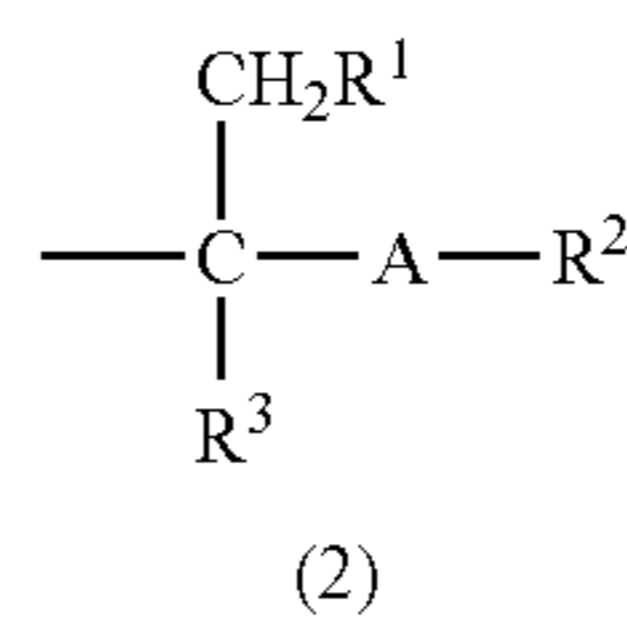
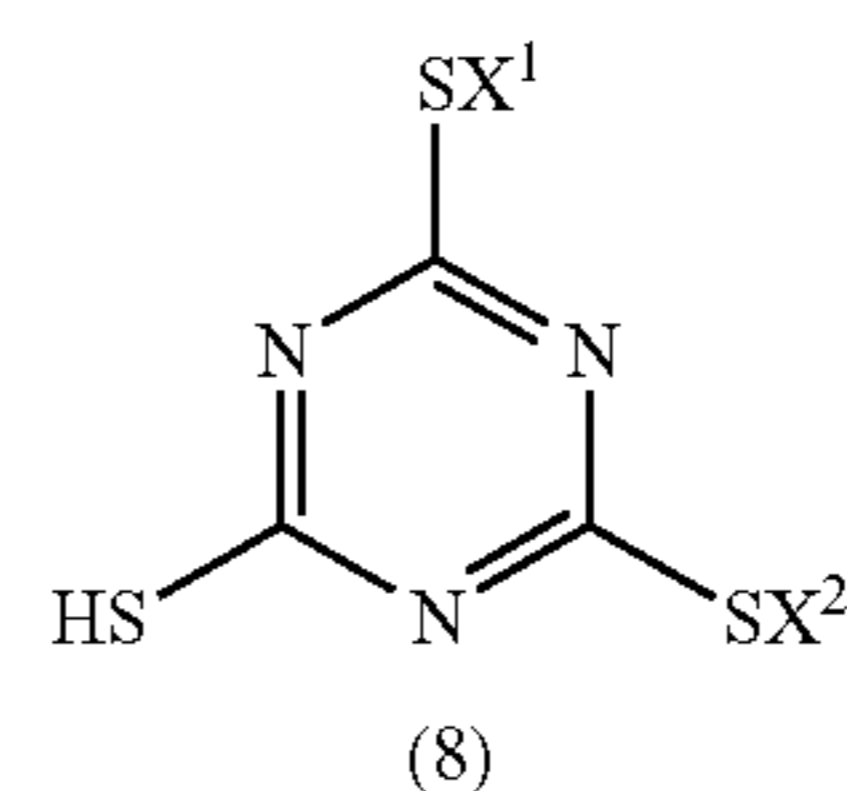


24

(thiol compound derivative a97) denotes a substituent X¹ wherein A is an oxygen atom, substituents R¹ and R² form a ring, and R³ is a hydrogen atom. Each of the thiol compound derivatives a98 to a101 has the same meaning as that of the thiol compound derivative a97.

Examples of the thiol compound derivatives represented by the formula (8) (sometimes referred to as “derivative b” hereinafter) wherein X¹ and X² are the same and X¹ is represented by the following formula (2) include thiol compound derivatives shown in the following Table 2 (Tables 2-1 to 2-4).

(derivative b)

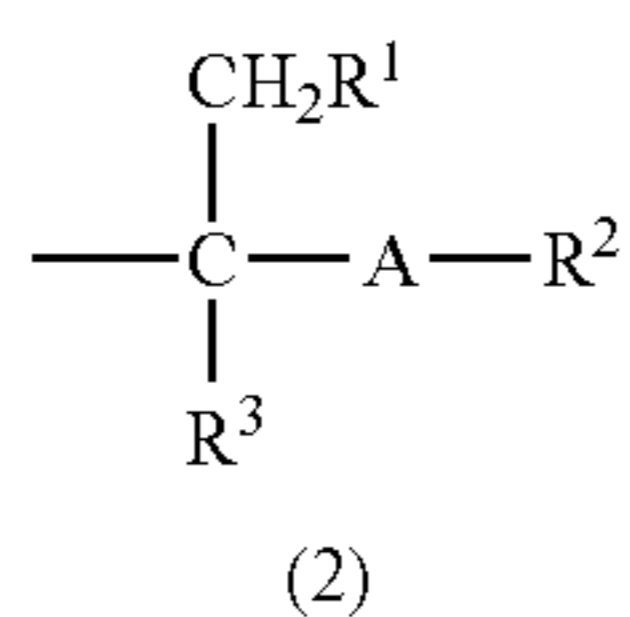
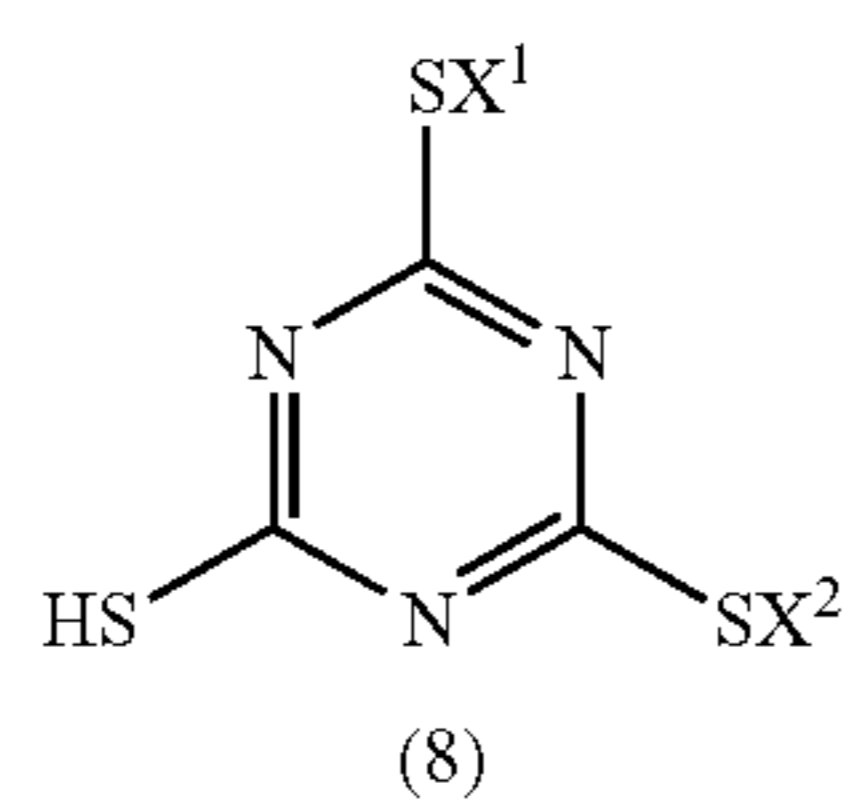


Tables 2-1

Thiol compound derivative	Derivative	A	R ³	R ¹	R ²
b1	b	O	H	H	methyl group
b2	b	O	H	H	ethyl group
b3	b	O	H	H	n-propyl group
b4	b	O	H	H	isopropyl group
b5	b	O	H	H	n-butyl group
b6	b	O	H	H	isobutyl group
b7	b	O	H	H	sec-butyl group
b8	b	O	H	H	tert-butyl group
b9	b	O	H	H	pentyl group
b10	b	O	H	H	hexyl group
b11	b	O	H	H	heptyl group
b12	b	O	H	H	octyl group
b13	b	O	H	H	2-ethylhexyl group
b14	b	O	H	H	decyl group
b15	b	O	H	H	cetyl group
b16	b	O	H	H	stearyl group
b17	b	O	H	H	1-menthyl group
b18	b	O	H	H	propanedieryl group
b19	b	O	H	H	isopropenyl group
b20	b	O	H	H	3-butenyl group
b21	b	O	H	H	3-methyl-2-butenyl group
b22	b	O	H	H	allyl group
b23	b	O	H	H	2-methylallyl group
b24	b	O	H	H	propargyl group
b25	b	O	H	H	3-phenylpropargyl group
b26	b	O	H	H	residue wherein one hydroxyl group of ethylene glycol is removed
b27	b	O	H	H	residue wherein one hydroxyl group of propylene glycol is removed
b28	b	O	H	H	residue wherein one hydroxyl group of butylene glycol is removed
b29	b	O	H	H	residue wherein one hydroxyl group of diethylene glycol is removed

-continued

(derivative b)



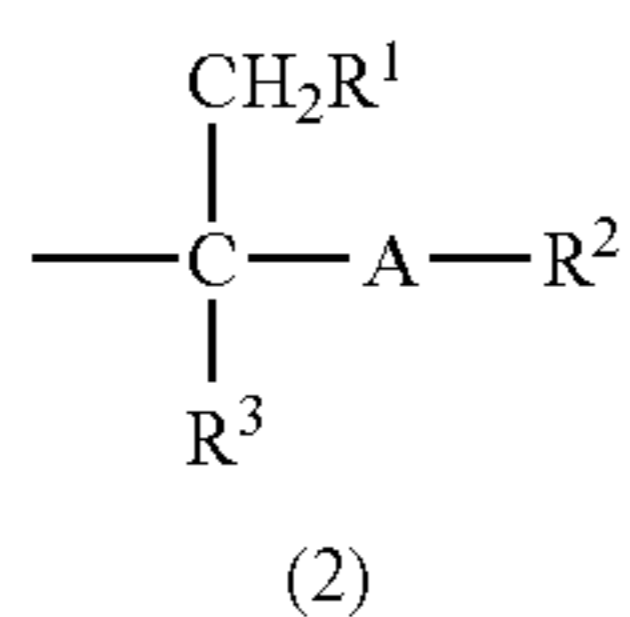
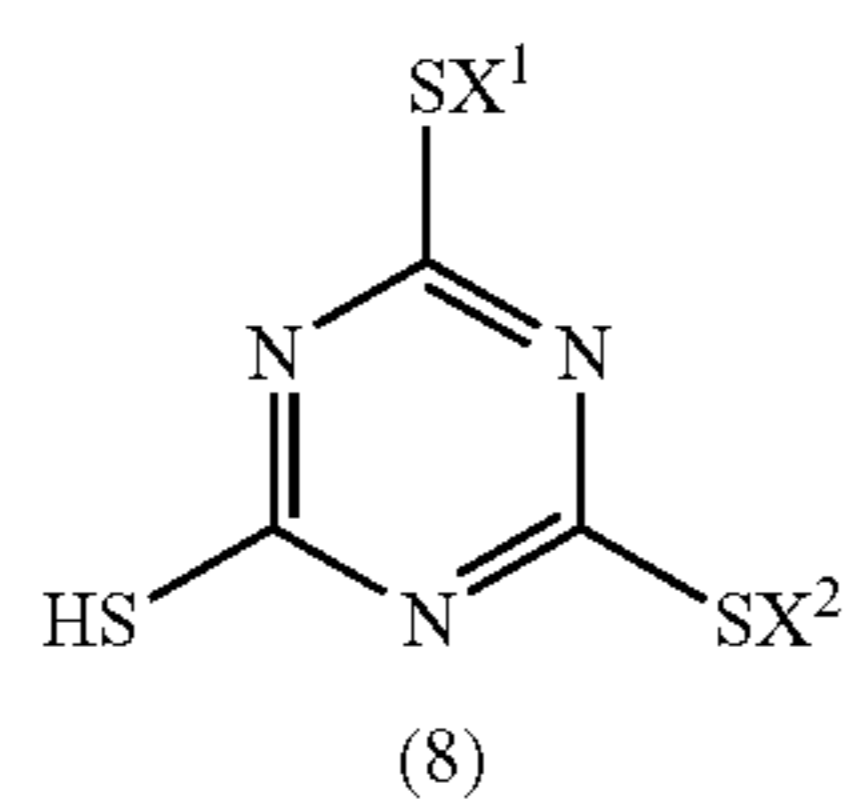
b30	b	O	H	H	residue wherein one hydroxyl group of dipropylene glycol is removed
b31	b	O	H	H	residue wherein one hydroxyl group of dibutylene glycol is removed
b32	b	O	H	H	residue wherein one hydroxyl group of diethylene glycol monobutyl ether is removed
b33	b	O	H	H	residue wherein one hydroxyl group of triethylene glycol is removed
b34	b	O	H	H	residue wherein one hydroxyl group of tripropylene glycol is removed
b35	b	O	H	H	residue wherein one hydroxyl group of tributylene glycol is removed

Tables 2-2

Thiol compound derivative	Derivative	A	R ³	R ¹	R ²
b36	b	O	H	H	residue wherein one hydroxyl group of tetraethylene glycol is removed
b37	b	O	H	H	residue wherein one hydroxy group of tetrapropylene glycol is removed
b38	b	O	H	H	residue wherein one hydroxyl group of tetrabutylene glycol is removed
b39	b	O	H	H	residue wherein a hydroxyl group of acetone oxime group is removed
b40	b	O	H	H	residue wherein one hydroxyl group of triethanolamine is removed
b41	b	O	H	H	residue wherein one hydroxyl group of diethanolamine is removed
b42	b	O	H	H	residue wherein a hydroxyl group of dimethylaminoethanol is removed
b43	b	O	H	H	residue wherein a hydroxyl group of trimethylsilyl alcohol is removed
b44	b	O	H	H	residue wherein a hydroxyl group of triethylsilyl alcohol is removed
b45	b	O	H	H	residue wherein a hydroxyl group of cyclohexyl alcohol is removed
b46	b	O	H	H	residue wherein a hydroxyl group of menthol is removed
b47	b	O	H	H	residue wherein a hydroxyl group of naphthyl alcohol is removed

-continued

(derivative b)



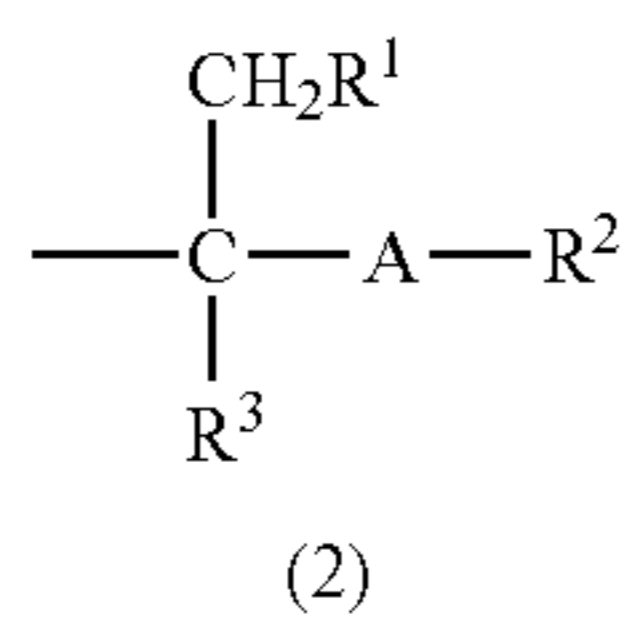
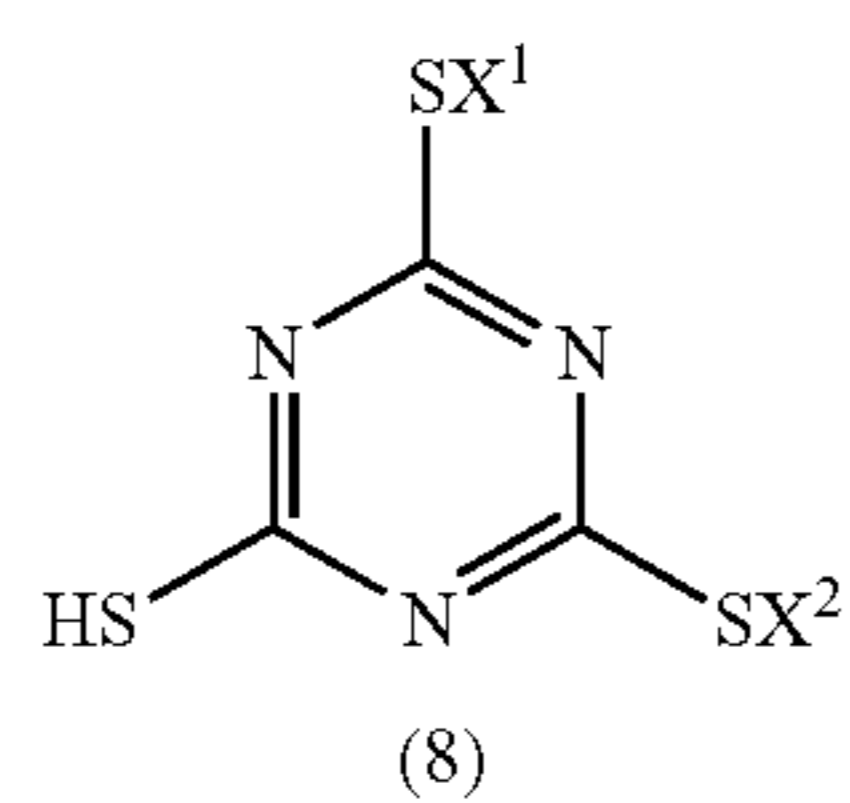
b48	b	O	H	H	1-chloroethyl group
b49	b	O	H	H	2-chloroethyl group
b50	b	O	H	H	1-bromoethyl group
b51	b	O	H	H	2-bromoethyl group
b52	b	O	H	H	methoxyethyl group
b53	b	O	H	H	2-butoxyethyl group
b54	b	O	H	H	methoxyethoxyethyl group
b55	b	O	H	H	dimethylaminoethyl group
b56	b	O	H	H	2-(diethylamino)ethyl group
b56	b	O	H	H	3-dimethylaminopropyl group
b57	b	O	H	H	aminoethyl group
b58	b	O	H	H	trimethylsilylethyl group
b59	b	O	H	H	trimethylsiloxyethyl group
b60	b	O	H	H	2-acetoxyethyl group
b61	b	O	H	H	2-piperidinoethyl group
b62	b	O	H	H	phenyl group
b63	b	O	H	H	methoxyphenyl group
b64	b	O	H	H	o-tolyl group
b65	b	O	H	H	o-isopropylphenyl group
b66	b	O	H	H	p-nitrophenyl group
b67	b	O	H	H	2-nitrophenyl group
b68	b	O	H	H	3-nitrophenyl group
b69	b	O	H	H	p-fluorophenyl group
b70	b	O	H	H	p-methoxyphenyl group

Tables 2-3

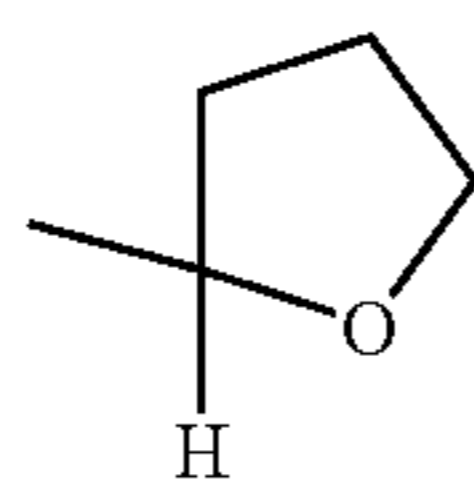
Thiol compound derivative	Derivative	A	R ³	R ¹ R ²
b71	b	O	H	H p-aminophenyl group
b72	b	O	H	H N-methylaminophenyl group
b73	b	O	H	H p-(dimethylamino)phenyl group
b74	b	O	H	H 4-acetylphenyl group
b75	b	O	H	H p-iodophenyl group
b76	b	O	H	H p-chlorophenyl group
b77	b	O	H	H p-bromophenyl group
b78	b	O	H	H 2,4,6-trichlorophenyl group
b79	b	O	H	H 2,4,6-tribromophenyl group
b80	b	O	H	H 2,4,6-trimethylphenyl group
b81	b	O	H	H 2,4-dichlorophenyl group
b82	b	O	H	H 2,4-dibromophenyl group
b83	b	O	H	H 2,4-dimethylphenyl group
b84	b	O	H	H —CH ₂ OCH=CH ₂
b85	b	O	H	H —CH ₂ CH ₂ OCH=CH ₂
b86	b	O	H	H —CH ₂ CH ₂ CH ₂ OCH=CH ₂
b87	b	O	H	H —CH ₂ CH ₂ CH ₂ CH ₂ OCH=CH ₂
b88	b	O	H	H —CH ₂ CH ₂ OCH ₂ CH ₂ OCH=CH ₂
b89	b	O	H	H —CH ₂ CH ₂ OCH ₂ CH ₂ OCH ₂ CH ₂ OCH=CH ₂
b90	b	O	H	H —CH ₂ CH ₂ N(CH ₂ CH ₂ OH)CH ₂ CH ₂ OCH=CH ₂
b91	b	O	H	H —Ph—OCH=CH ₂
b92	b	O	H	H —Ph—N=N—Ph—OCH=CH ₂
b93	b	O	H	H —Ph—C(CH ₃) ₂ —Ph—OCH=CH ₂
b94	b	O	H	H -cyclohexylene-OCH=CH ₂
b95	b	O	H	H 1-phenylethyl group
b96	b	O	H	H benzyl group

-continued

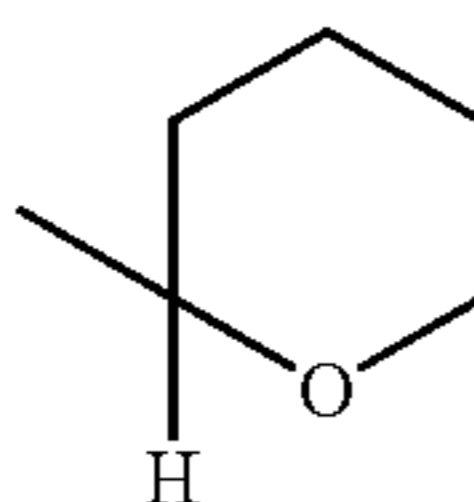
(derivative b)



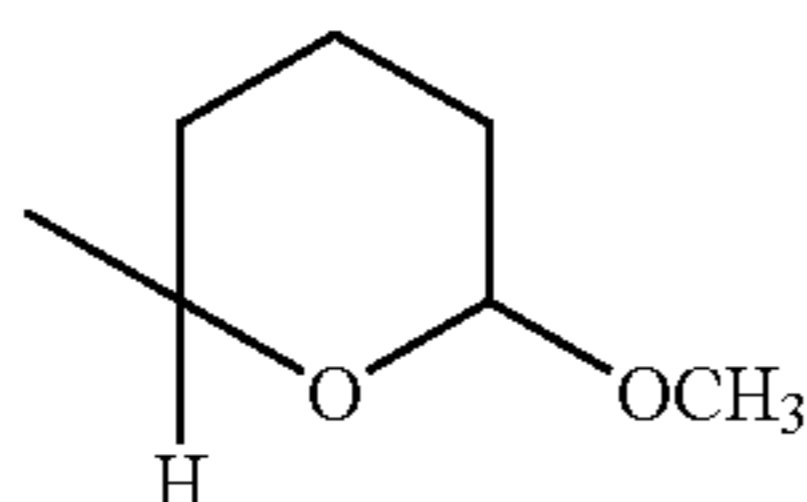
b97 b



b98 b



b99 b



Tables 2-4

Thiol compound derivative	Derivative	A	R ³	R ¹	R ²
b100	b				
b101	b				
b102	b	S	H	H	3-(trimethylsilyl)propyl group
b103	b	S	H	H	2-hydroxyethyl group
b104	b	S	H	H	2-(N-morpholino)ethyl group
b105	b	S	H	H	2-(N-β-hydroxyethyl)aminoethyl group
b106	b	S	H	H	2-aminoethyl group
b107	b	S	H	H	p-chlorophenyl group
b108	b	S	H	H	phenyl group
b109	b	S	H	H	vinyl group
b110	b	O	Me	H	methyl group
b111	b	O	Me	H	ethyl group
b112	b	O	Et	H	methyl group
b113	b	O	Et	H	ethyl group
b114	b	O	Ph—	H	methyl group
b115	b	O	Ph—	H	ethyl group

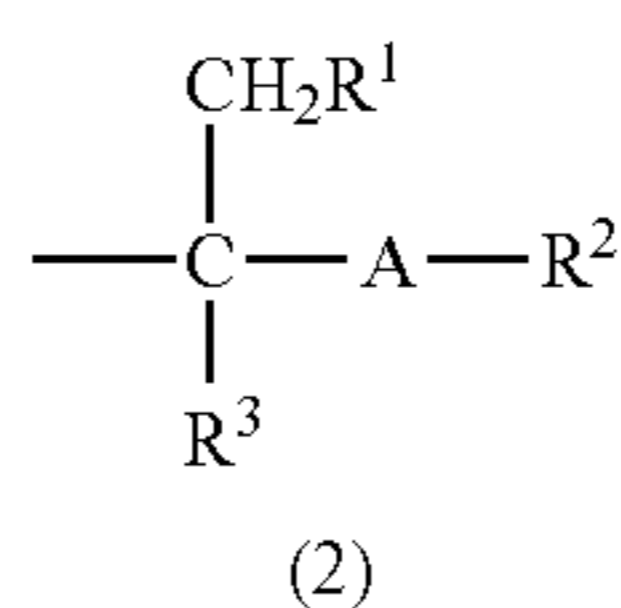
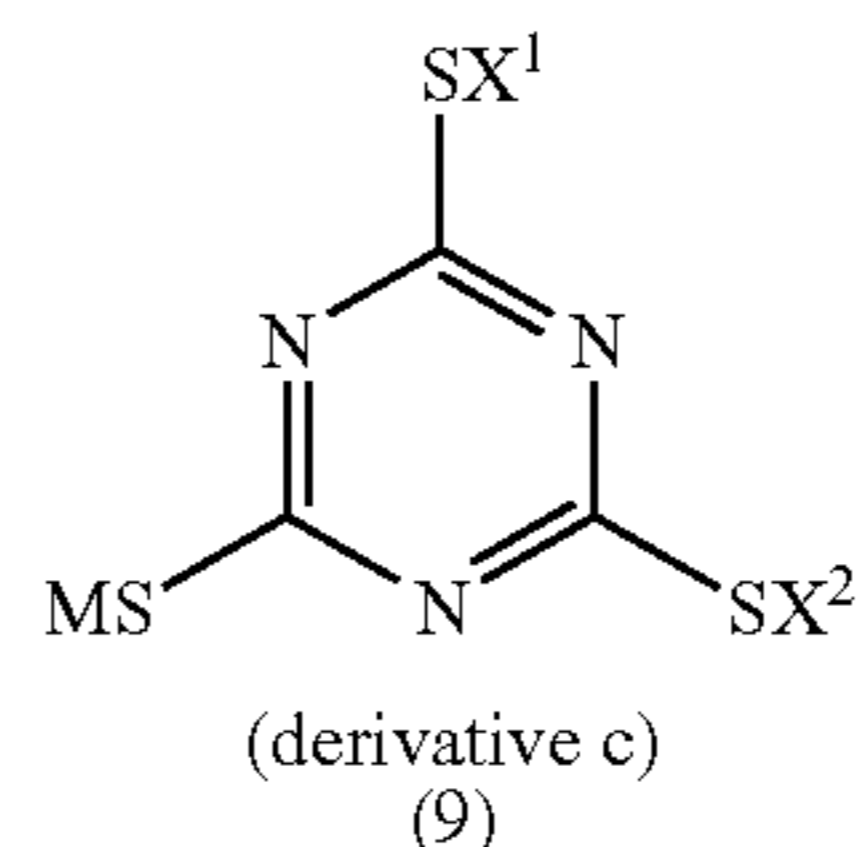
31

Examples of the thiol compound derivatives represented by the formula (9) (sometimes referred to as “derivative c”

32

hereinafter) wherein X^1 and X^2 are the same and X^1 is represented by the following formula (2) include thiol compound derivatives shown in the following Table 3 (Tables 3-1 to 3-4).

(derivative c)

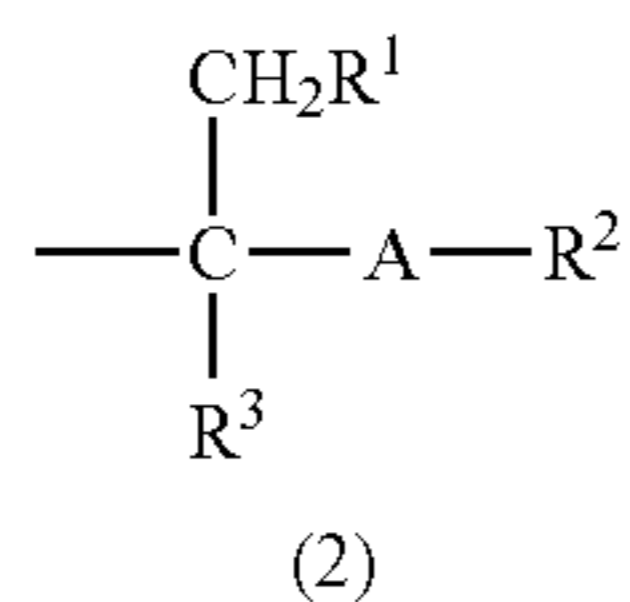
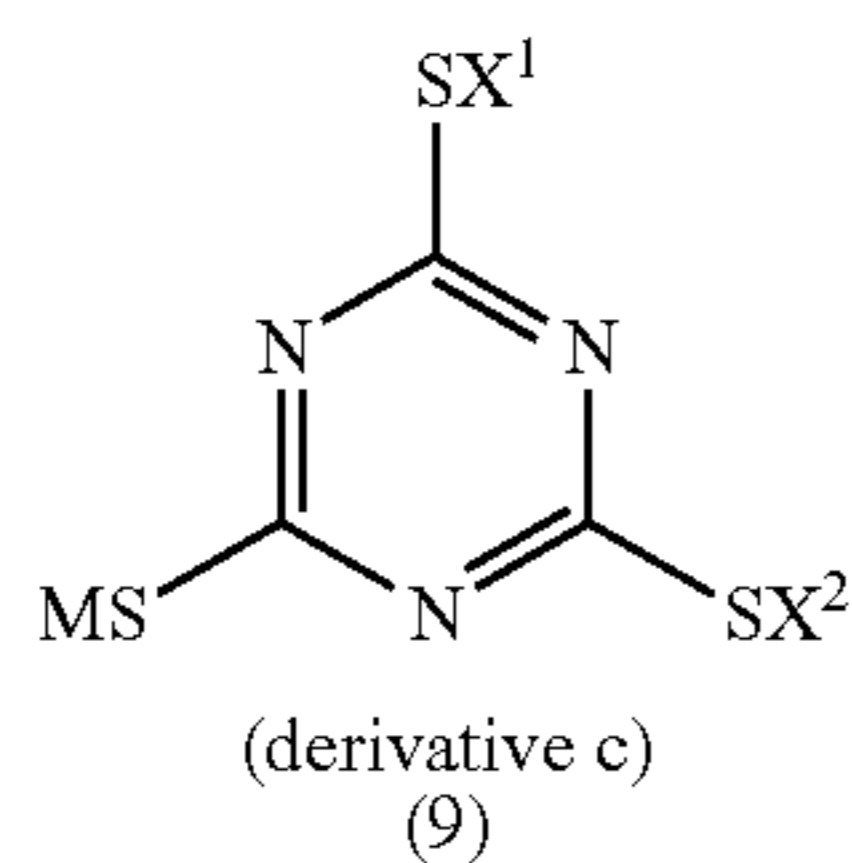


Tables 3-1

Thiol compound derivative	Derivative	M	A	R ³	R ¹	R ²
c1	c	Na	O	H	H	methyl group
c2	c	Na	O	H	H	ethyl group
c3	c	Na	O	H	H	n-propyl group
c4	c	Na	O	H	H	isopropyl group
c5	c	Na	O	H	H	n-butyl group
c6	c	Na	O	H	H	isobutyl group
c7	c	Na	O	H	H	sec-butyl group
c8	c	Na	O	H	H	tert-butyl group
c9	c	Na	O	H	H	pentyl group
c10	c	Na	O	H	H	hexyl group
c11	c	Na	O	H	H	heptyl group
c12	c	Na	O	H	H	octyl group
c13	c	Na	O	H	H	2-ethylhexyl group
c14	c	Na	O	H	H	decyl group
c15	c	Na	O	H	H	cetyl group
c16	c	Na	O	H	H	stearyl group
c17	c	Na	O	H	H	1-methyl group
c18	c	Na	O	H	H	propanedienyl group
c19	c	Na	O	H	H	isopropenyl group
c20	c	Na	O	H	H	3-butyryl group
c21	c	Na	O	H	H	3-methyl-2-butenyl group
c22	c	Na	O	H	H	allyl group
c23	c	Na	O	H	H	2-methylallyl group
c24	c	Na	O	H	H	propargyl group
c25	c	Na	O	H	H	3-phenylpropargyl group
c26	c	Na	O	H	H	residue wherein one hydroxyl group of ethylene glycol is removed
c27	c	Na	O	H	H	residue wherein one hydroxyl group of propylene glycol is removed
c28	c	Na	O	H	H	residue wherein one hydroxyl group of butylene glycol is removed
c29	c	Na	O	H	H	residue wherein one hydroxyl group of diethylene glycol is removed
c30	c	Na	O	H	H	residue wherein one hydroxyl group of dipropylene glycol is removed
c31	c	Na	O	H	H	residue wherein one hydroxyl group of dibutylene glycol is removed
						residue wherein one hydroxyl group

-continued

(derivative c)



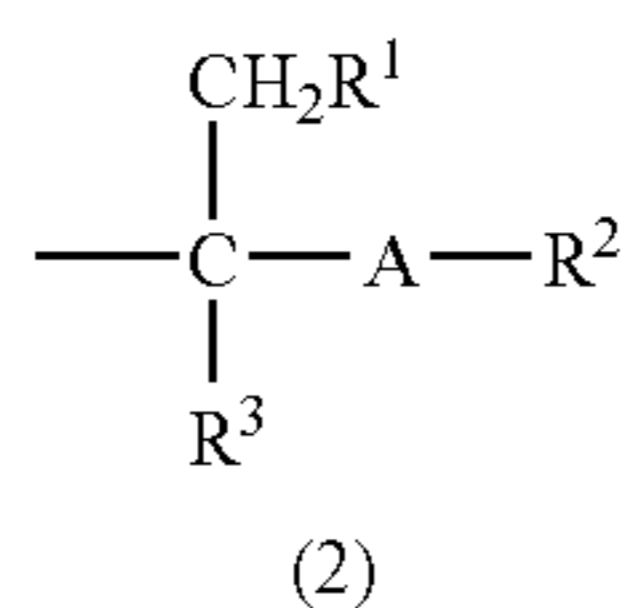
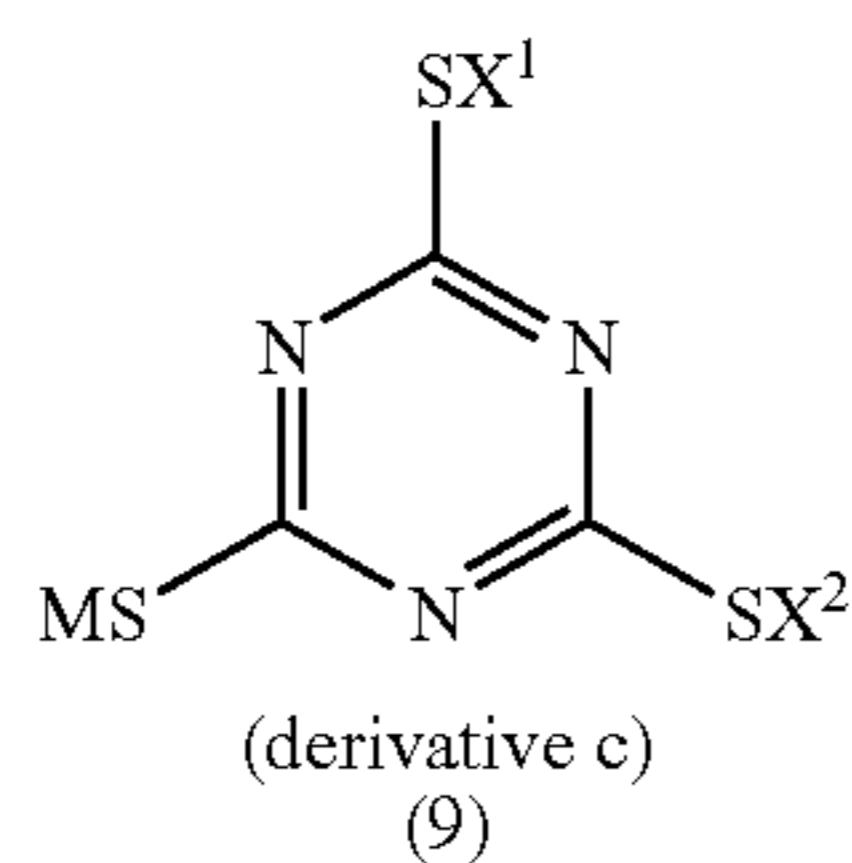
c32	c	Na	O	H	H	of diethylene glycol monobutyl ether is removed
-----	---	----	---	---	---	---

Tables 3-2

Thiol compound derivative	Derivative	M	A	R ³	R ¹	R ²
c33	c	Na	O	H	H	residue wherein one hydroxyl group of triethylene glycol is removed
c34	c	Na	O	H	H	residue wherein one hydroxyl group of tripropylene glycol is removed
c35	c	Na	O	H	H	residue wherein one hydroxyl group of tributylene glycol is removed
c36	c	Na	O	H	H	residue wherein one hydroxyl group of tetraethylene glycol is removed
c37	c	Na	O	H	H	residue wherein one hydroxyl group of tetrapropylene glycol is removed
c38	c	Na	O	H	H	residue wherein one hydroxyl group of tetrabutylene glycol is removed
c39	c	Na	O	H	H	residue wherein a hydroxyl group of acetone oxime group is removed
c40	c	Na	O	H	H	residue wherein one hydroxyl group of triethanolamine is removed
c41	c	Na	O	H	H	residue wherein one hydroxyl group of diethanolamine is removed
c42	c	Na	O	H	H	residue wherein a hydroxyl group of dimethylaminoethanol is removed
c43	c	Na	O	H	H	residue wherein a hydroxyl group of trimethylsilyl alcohol is removed
c44	c	Na	O	H	H	residue wherein a hydroxyl group of triethylsilyl alcohol is removed
c45	c	Na	O	H	H	residue wherein a hydroxyl group of cyclohexyl alcohol is removed
c46	c	Na	O	H	H	residue wherein a hydroxyl group of menthol is removed
c47	c	Na	O	H	H	residue wherein a hydroxyl group of naphthyl alcohol is removed
c48	c	Na	O	H	H	1-chloroethyl group
c49	c	Na	O	H	H	2-chloroethyl group
c50	c	Na	O	H	H	1-bromoethyl group
c51	c	Na	O	H	H	2-bromoethyl group
c52	c	Na	O	H	H	methoxyethyl group
c53	c	Na	O	H	H	2-butoxyethyl group
c54	c	Na	O	H	H	methoxyethoxyethyl group
c55	c	Na	O	H	H	dimethylaminoethyl group
c56	c	Na	O	H	H	2-(diethylamino)ethyl group
c56	c	Na	O	H	H	3-dimethylaminopropyl group
c57	c	Na	O	H	H	aminoethyl group

-continued

(derivative c)



c58	c	Na	O	H	H	trimethylsilylethyl group
c59	c	Na	O	H	H	trimethylsiloxyethyl group

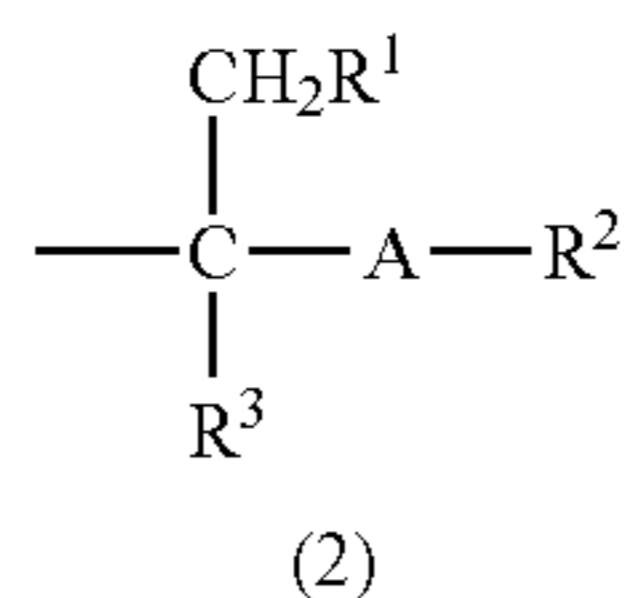
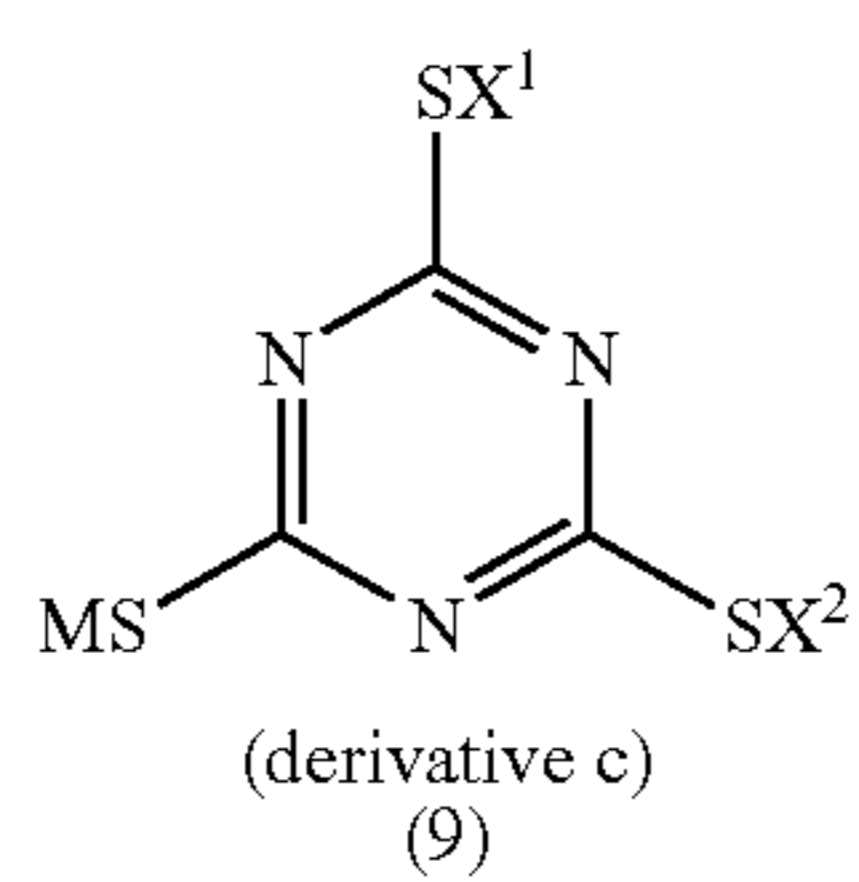
Tables 3-3

Thiol
compound

derivative	Derivative	M	A	R ³	R ¹	R ²
c60	c	Na	O	H	H	2-acetoxyethyl group
c61	c	Na	O	H	H	2-piperidinoethyl group
c62	c	Na	O	H	H	phenyl group
c63	c	Na	O	H	H	methoxyphenyl group
c64	c	Na	O	H	H	o-tolyl group
c65	c	Na	O	H	H	o-isopropylphenyl group
c66	c	Na	O	H	H	p-nitrophenyl group
c67	c	Na	O	H	H	2-nitrophenyl group
c68	c	Na	O	H	H	3-nitrophenyl group
c69	c	Na	O	H	H	p-fluorophenyl group
c70	c	Na	O	H	H	p-methoxyphenyl group
c71	c	Na	O	H	H	p-aminophenyl group
c72	c	Na	O	H	H	N-methylaminophenyl group
c73	c	Na	O	H	H	p-(dimethylamino)phenyl group
c74	c	Na	O	H	H	4-acetylphenyl group
c75	c	Na	O	H	H	p-iodophenyl group
c76	c	Na	O	H	H	p-chlorophenyl group
c77	c	Na	O	H	H	p-bromophenyl group
c78	c	Na	O	H	H	2,4,6-trichlorophenyl group
c79	c	Na	O	H	H	2,4,6-tribromophenyl group
c80	c	Na	O	H	H	2,4,6-trimethylphenyl group
c81	c	Na	O	H	H	2,4-dichlorophenyl group
c82	c	Na	O	H	H	2,4-dibromophenyl group
c83	c	Na	O	H	H	2,4-dimethylphenyl group
c84	c	Na	O	H	H	—CH ₂ OCH=CH ₂
c85	c	Na	O	H	H	—CH ₂ CH ₂ OCH=CH ₂
c86	c	Na	O	H	H	—CH ₂ CH ₂ CH ₂ OCH=CH ₂
c87	c	Na	O	H	H	—CH ₂ CH ₂ CH ₂ CH ₂ OCH=CH ₂
c88	c	Na	O	H	H	—CH ₂ CH ₂ OCH ₂ CH ₂ OCH=CH ₂
c89	c	Na	O	H	H	—CH ₂ CH ₂ OCH ₂ CH ₂ OCH ₂ CH ₂ OCH=CH ₂
c90	c	Na	O	H	H	—CH ₂ CH ₂ N(CH ₂ CH ₂ OH)CH ₂ CH ₂ OCH=CH ₂
c91	c	Na	O	H	H	—Ph—OCH=CH ₂
c92	c	Na	O	H	H	—Ph—N=N—Ph—OCH=CH ₂
c93	c	Na	O	H	H	—Ph—C(CH ₃) ₂ —Ph—OCH=CH ₂
c94	c	Na	O	H	H	-cyclohexylene-OCH=CH ₂

-continued

(derivative c)

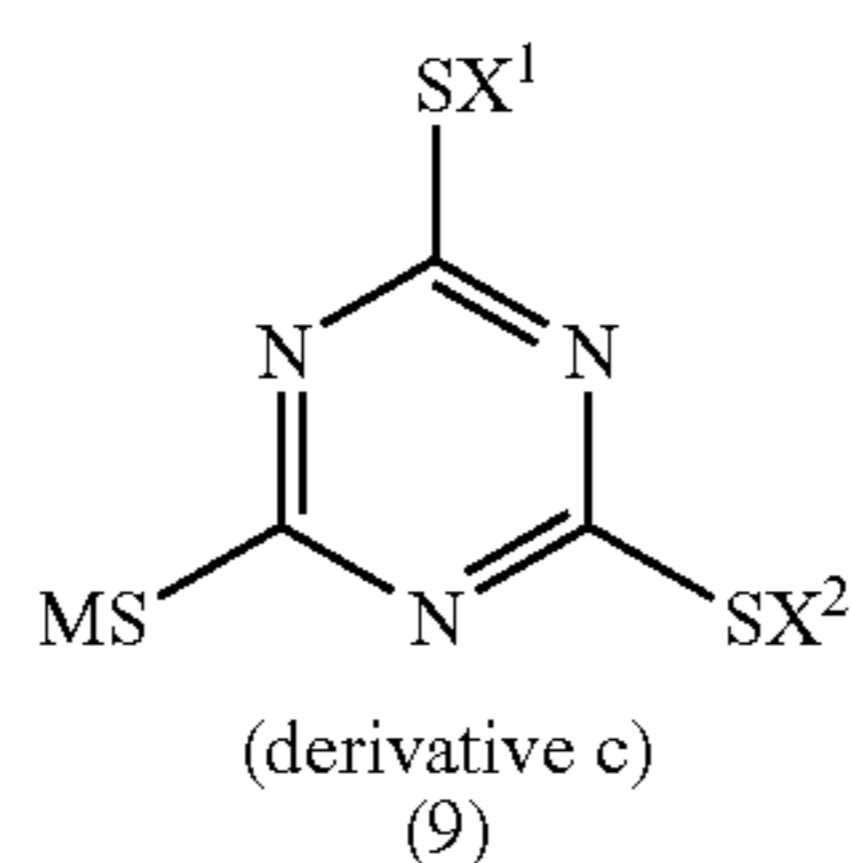


c95	c	Na	O	H	H	1-phenylethyl group
c96	c	Na	O	H	H	benzyl group

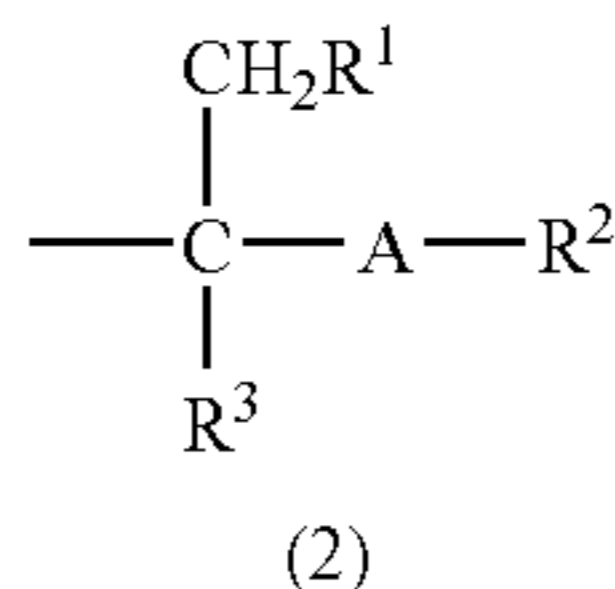
Tables 3-4

Thiol compound derivative	Derivative	M	A	R ³	R ¹	R ²
c97	c	Na				
c98	c	Na				
c99	c	Na				
c100	c	Na				
c101	c	Na				
c102	c	Na	S	H	H	3-(trimethylsilyl)propyl group
c103	c	Na	S	H	H	2-hydroxyethyl group
c104	c	Na	S	H	H	2-(N-morpholino)ethyl group
c105	c	Na	S	H	H	2-(N-β-hydroxyethyl)aminoethyl group
c106	c	Na	S	H	H	2-aminoethyl group
c107	c	Na	S	H	H	p-chlorophenyl group
c108	c	Na	S	H	H	phenyl group
c109	c	Na	S	H	H	vinyl group
c110	c	Na	O	Me	H	methyl group
c111	c	Na	O	Me	H	ethyl group
c112	c	Na	O	Et	H	methyl group

-continued



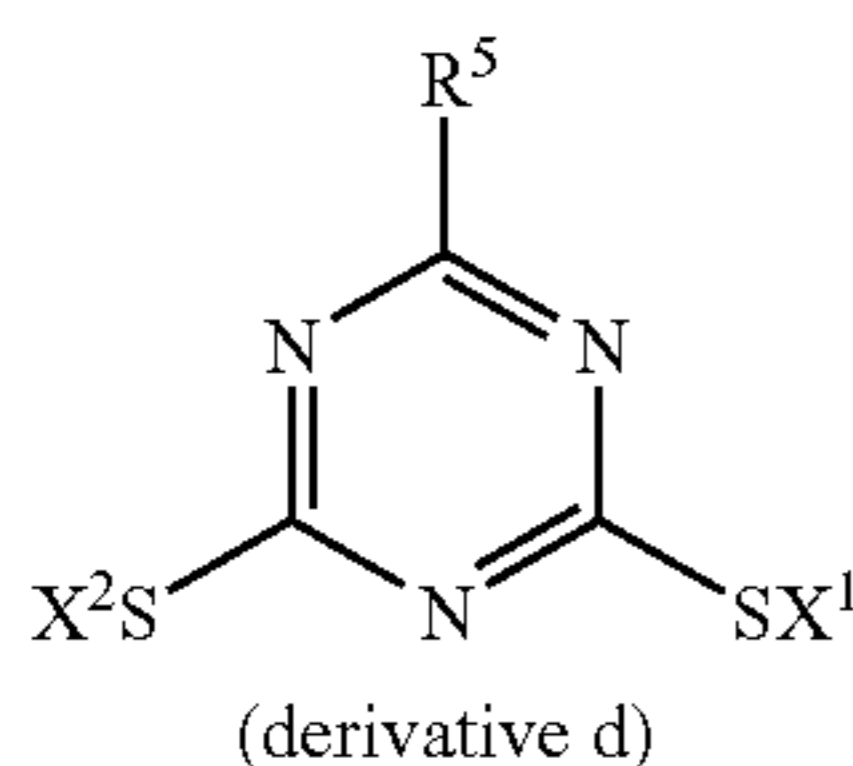
(derivative c)



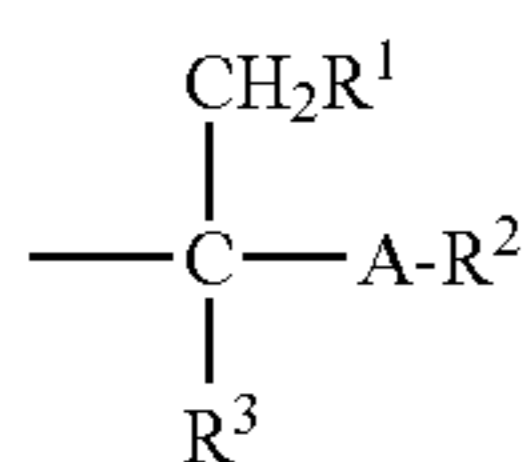
c113	c	Na	O	Et	H	ethyl group
c114	c	Na	O	Ph—	H	methyl group
c115	c	Na	O	Ph—	H	ethyl group

Dithiol Compound Derivative

The thiol compound derivative according to the present invention is, for example, a dithiol compound derivative represented by the following formula (10) (sometimes referred to as “derivative d” hereinafter), which is a derivative of a dithiol compound.



In the formula (10), X^1 and X^2 are each a group represented by the following formula (2).



In the formula (10), X^1 and X^2 are each the same as X^1 in the formula (1), and X^1 and X^2 may be the same or different, preferably the same. The formula (2) is the same as that previously described.

In the formula (10), R^5 is a group selected from the following groups (g) to (k).

(g) A group selected from a hydrogen atom, an alkyl group, an alkenyl group, an alkynyl group, a phenyl group, an aralkyl group and $-\text{NH}_2$.

Of these, a hydrogen atom, an alkyl group and a phenyl group are preferable.

The alkyl group is preferably an alkyl group of 1 to 25 carbon atoms, more preferably an alkyl group of 1 to 18 carbon atoms. The alkyl group may be any of straight-chain,

25 branched and cyclic alkyl groups. Examples of such alkyl groups include methyl, ethyl, n-propyl, isopropyl, n-butyl, isobutyl, sec-butyl, tert-butyl, pentyl, hexyl, heptyl, octyl, 2-ethylhexyl, decyl, cetyl, stearyl and 1-menthyl. Of these, methyl and ethyl are preferable.

30 The alkenyl group is preferably an alkenyl group of 1 to 20 carbon atoms, more preferably an alkenyl group of 1 to 10 carbon atoms. Examples of such alkenyl groups include propenedienyl, isopropenyl, 3-methyl-2-butenyl, allyl and 2-methylallyl. Of these, isopropenyl is preferable.

35 The alkynyl group is preferably an alkynyl group of 1 to 20 carbon atoms, more preferably an alkynyl group of 1 to 10 carbon atoms. Examples of such alkynyl groups include propargyl and 1-phenylpropargyl. Of these, propargyl is preferable.

40 The aralkyl group is preferably an aralkyl group of 1 to 20 carbon atoms, more preferably an aralkyl group of 1 to 10 carbon atoms. An example of such an aralkyl group is 4-phenylbutyl.

45 Examples of the phenyl groups include phenyl(C_6H_5-), methoxyphenyl, o-tolyl, p-nitrophenyl, 2-nitrophenyl, 3-nitrophenyl, p-fluorophenyl, p-methoxyphenyl, p-aminophenyl, N-methylaminophenyl, p-(dimethylamino)phenyl, 4-acetylphenyl, p-iodophenyl, p-chlorophenyl, 2-piperidinoethyl, 2,4,6-trichlorophenyl, 2,4,6-trimethylphenyl, 2,4,6-tribromophenyl, 2,4-dichlorophenyl, 2,4-dibromophenyl and 2,4-dimethylphenyl. Of these, phenyl is preferable.

(h) A dialkylamino group represented by the following formula (11):



55 wherein R^6 and R^7 are each a group selected from an alkyl group, an alkenyl group, an alkynyl group, an aralkyl group, a benzyl group, an allyl group, a cycloalkyl group, a fluoroalkyl group and a phenyl group, and R^6 and R^7 may be the same or different. Of these, an alkyl group and an alkenyl group are preferable.

65 The alkyl group is preferably an alkyl group of 1 to 25 carbon atoms, more preferably an alkyl group of 1 to 18 carbon atoms. The alkyl group may be any of straight-chain, branched and cyclic alkyl groups. Examples of such alkyl groups include methyl, ethyl, n-propyl, isopropyl, n-butyl,

41

isobutyl, sec-butyl, tert-butyl, pentyl, hexyl, heptyl, octyl, 2-ethylhexyl, decyl, cetyl, stearyl and 1-menthyl. Of these, methyl and ethyl are preferable.

The alkenyl group is preferably an alkenyl group of 1 to 20 carbon atoms, more preferably an alkenyl group of 1 to 10 carbon atoms. Examples of such alkenyl groups include propenedienyl, isopropenyl, 3-methyl-2-butenyl, allyl and 2-methylallyl. Of these, isopropenyl is preferable.

The alkynyl group is preferably an alkynyl group of 1 to 20 carbon atoms, more preferably an alkynyl group of 1 to 10 carbon atoms. Examples of such alkynyl groups include propargyl and 1-phenylpropargyl. Of these, propargyl is preferable.

The aralkyl group is preferably an aralkyl group of 1 to 20 carbon atoms, more preferably an aralkyl group of 1 to 10 carbon atoms. An example of such an aralkyl group is methylbenzyl.

Examples of the benzyl groups include benzyl and 1-phenylethyl.

Examples of the cycloalkyl groups include cyclohexyl and cyclopentyl.

Examples of the fluoroalkyl groups include tetrafluoroethyl.

(i) A monoalkylamino group represented by the following formula (12)



wherein R^8 is a group selected from an alkyl group, an alkenyl group, an alkynyl group, an aralkyl group, a benzyl group, an allyl group, a cycloalkyl group, a fluoroalkyl group, an anilino group, a hydroxyanilino group and a phenyl group. Of these, an alkyl group is preferable.

Examples of the alkyl groups, the alkenyl groups, the alkynyl groups, the aralkyl groups, the benzyl groups, the allyl groups, the cycloalkyl groups and the fluoroalkyl groups include the same groups as previously described with respect to R^6 and R^7 .

Examples of the anilino groups include anilino and p-methylanilino.

Examples of the hydroxyanilino groups include groups derived from o-, m- and p-hydroxyaniline derivatives.

(j) A group represented by the following formula (13):



wherein R^9 is a group selected from an alkyl group, a phenyl group, an alkenyl group, an aralkyl group, a halogenophenyl group, a naphthyl group and a cycloalkyl group. Of these, preferable are an alkyl group and a phenyl group.

The alkyl group is preferably an alkyl group of 1 to 25 carbon atoms, more preferably an alkyl group of 1 to 18 carbon atoms. The alkyl group may be any of straight-chain, branched and cyclic alkyl groups. Examples of such alkyl groups include methyl, ethyl, n-propyl, isopropyl, n-butyl, isobutyl, sec-butyl, tert-butyl, pentyl, hexyl, heptyl, octyl, 2-ethylhexyl, decyl, cetyl, stearyl and 1-menthyl. Of these, methyl and ethyl are preferable.

The alkenyl group is preferably an alkenyl group of 1 to 20 carbon atoms, more preferably an alkenyl group of 1 to 10 carbon atoms. Examples of such alkenyl groups include propenedienyl, isopropenyl, 3-methyl-2-butenyl, allyl and 2-methylallyl. Of these, isopropenyl is preferable.

The aralkyl group is preferably an aralkyl group of 1 to 20 carbon atoms, more preferably an aralkyl group of 1 to 10

42

carbon atoms. An example of such an aralkyl group is 4-phenylbutyl.

Examples of the halogenophenyl groups include p-iodophenyl, p-chlorophenyl, p-bromophenyl, 2,4-dichlorophenyl, 2,4-dibromophenyl, 2,4-diiodophenyl, 2,4,6-trichlorophenyl and 2,4,6-tribromophenyl. Of these, p-chlorophenyl is preferable.

Examples of the cycloalkyl groups include cyclohexyl and cyclopentyl.

(k) A group represented by the following formula (14):



wherein R^{10} is a group selected from an alkyl group, an alkenyl group, an alkynyl group, a phenyl group, an aralkyl group, a halogenophenyl group, a naphthyl group and a cycloalkyl group. Of these, an alkyl group is preferable.

Examples of the alkyl groups, the alkenyl groups, the aralkyl groups, the halogenophenyl groups, the naphthyl groups and the cycloalkyl groups include those of the alkyl groups, the alkenyl groups, the aralkyl groups, the halogenophenyl groups, the naphthyl groups and the cycloalkyl groups previously described with respect to R^9 .

The alkynyl group is preferably an alkynyl group of 1 to 20 carbon atoms, more preferably an alkynyl group of 1 to 10 carbon atoms. Examples of such alkynyl groups include propargyl and 1-phenylpropargyl. Of these, propargyl is preferable.

Examples of the phenyl groups include phenyl(C_6H_5-), methoxyphenyl, o-tolyl, p-nitrophenyl, 2-nitrophenyl, 3-nitrophenyl, p-fluorophenyl, p-methoxyphenyl, p-aminophenyl, N-methylaminophenyl, p-(dimethylamino)phenyl, 4-acetylphenyl, p-iodophenyl, p-chlorophenyl, 2-piperidinoethyl, 2,4,6-trichlorophenyl, 2,4,6-trimethylphenyl, 2,4,6-tribromophenyl, 2,4-dichlorophenyl, 2,4-dibromophenyl and 2,4-dimethylphenyl. Of these, phenyl and methoxyphenyl are preferable.

In the thiol compound derivative of the invention, R^1 and R^2 in the formula (11) may form a ring. When R^1 and R^2 form a ring, R^1 and R^2 are each preferably an alkyl group, and the alkyl group may have a substituent.

In the above case, R^3 is preferably a hydrogen atom, and the ring formed from R^1 and R^2 is preferably represented by the following formula (7):



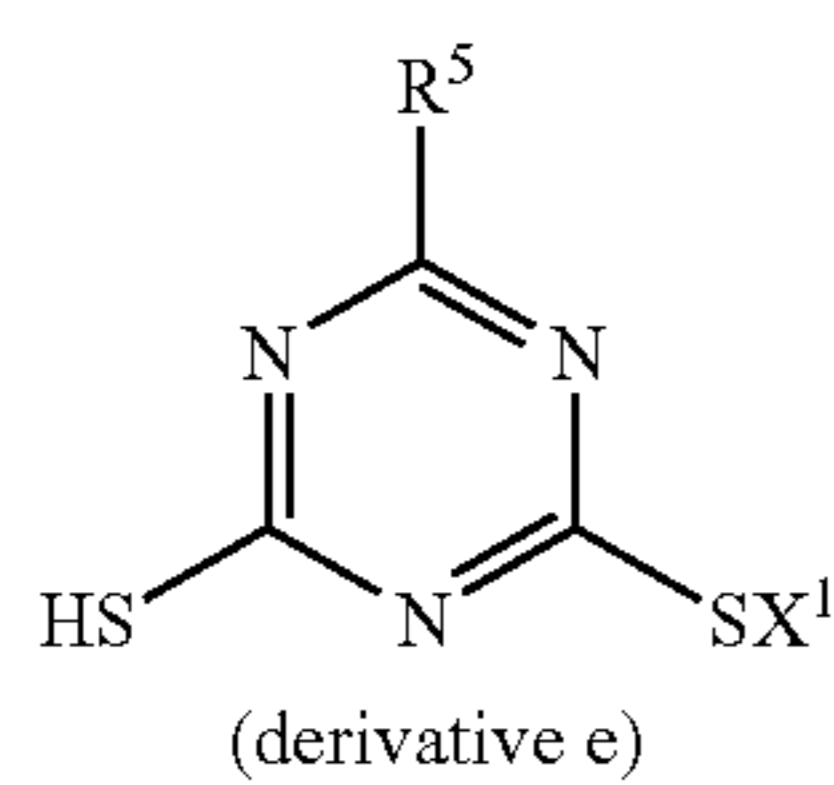
wherein n is 3 or 4.

The constituent of the above-mentioned cyclic structure may have a substituent.

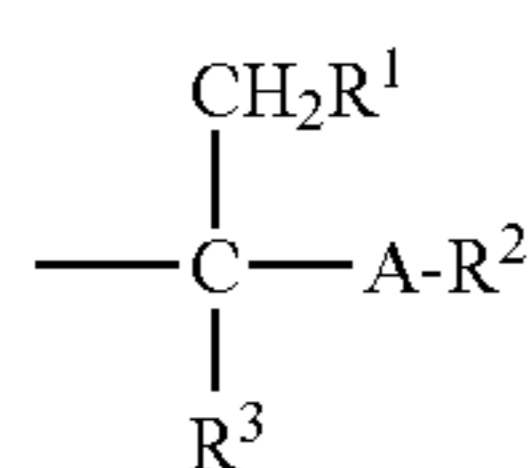
Another dithiol compound derivative that is the thiol compound derivative according to the present invention is a thiol

43

compound derivative represented by the following formula (15) (sometimes referred to as “derivative e” hereinafter):

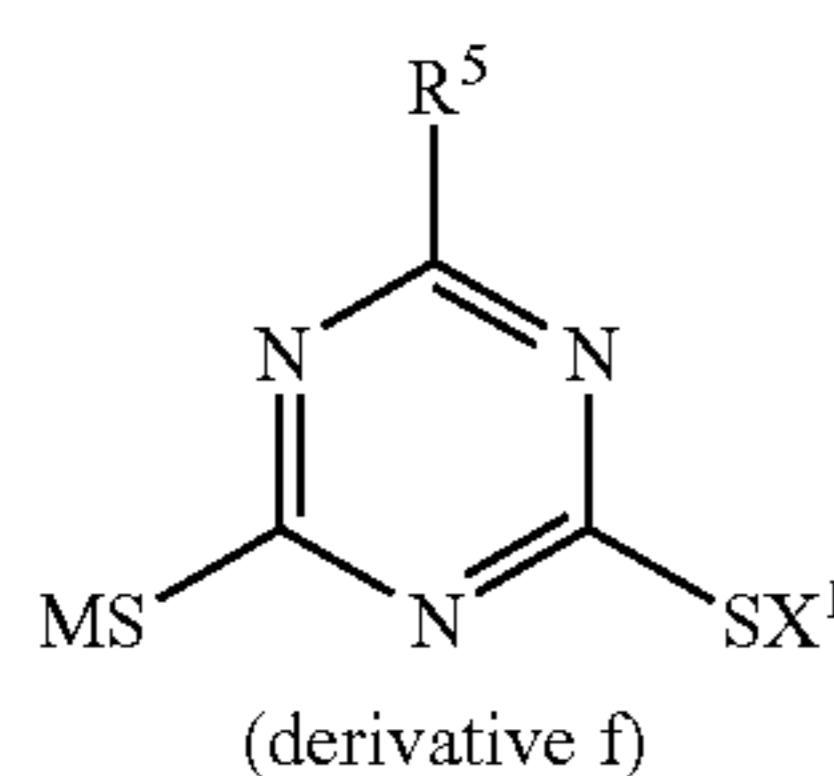


wherein X^1 is a group represented by the following formula (2):

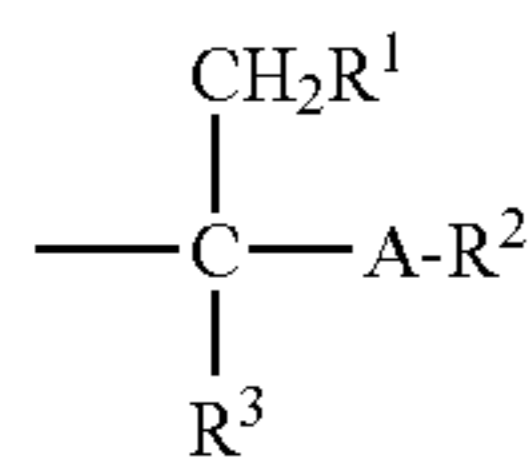


In the formula (15), R^5 is the same as R^5 in the formula (10). The formula (2) is the same as that previously described.

Another dithiol compound derivative that is the thiol compound derivative according to the present invention is a thiol compound derivative represented by the following formula (16) (sometimes referred to as “derivative f” hereinafter):



wherein X^1 is a group represented by the following formula (2):

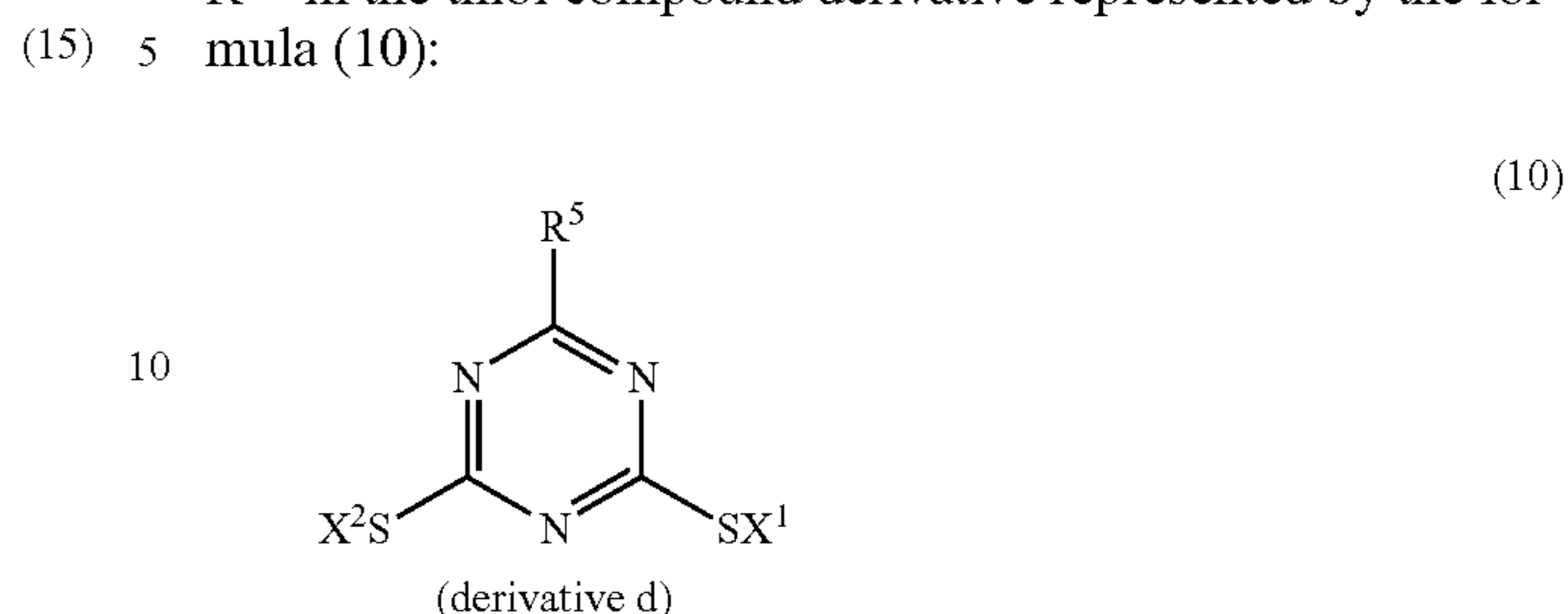


In the formula (16), M is an alkali metal or an alkaline earth metal. Examples of the alkali metals include sodium and potassium. Examples of the alkaline earth metals include calcium, magnesium and barium. Of these, sodium is preferable.

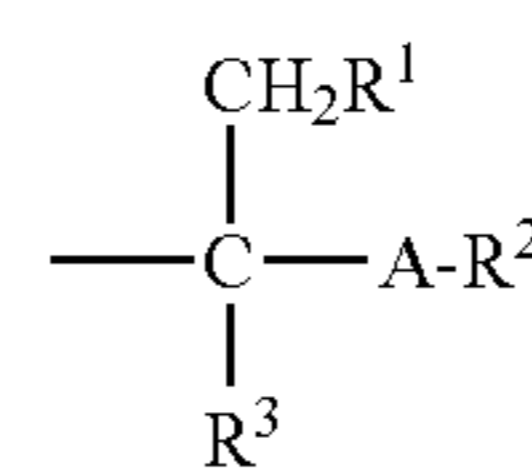
44

R^5 is the same as R^5 in the formula (10). The formula (2) is the same as that previously described.

Described below are examples of “preferred substituents R^5 ” in the thiol compound derivative represented by the formula (10):



wherein X^1 and X^2 are each a group represented by the following formula (2):



That is to say, there can be mentioned a hydrogen atom, a methyl group, a phenyl group, an amino group, a dihexylamino group, a bis(2-hexyl)amino group, a diethylamino group, a dicyclohexylamino group, a diphenylamino group, a dibenzylamino group, a diallylamino group, a didodecylamino group, a dibutylamino group, a dimethylamino group, a phenylamino group, a 3,5-di-tert-butyl-4-hydroxyanilino group, a stearyl amino group, an ethylamino group, a hexylamino group, a cis-9-octadecenylamino group, a cyclohexylamino group, a 4-anilino-N-isopropylanilino group, a methoxy group, a 1-naphthyloxy group, a m-chlorophenoxy group, a 2,4-dimethylphenoxy group and a phenoxy group. Examples of “more preferred substituents R^5 ” include a hydrogen atom, a methyl group, a phenyl group, a dibutylamino group, a methoxy group and a phenoxy group.

Examples of preferred substituents R^5 and more preferred substituents R^5 in the derivative e represented by the formula (15) and the derivative f represented by the formula (16) are the same as those described above with respect to the thiol compound derivative d represented by the formula (10).

Particularly preferable is a thiol compound derivative wherein R^5 is any one of (g) to (k) and in the formula (2) A is an oxygen atom, R^1 is a hydrogen atom, R^2 is an alkyl group or a residue wherein a hydroxyl group is removed from (poly) alkylene glycol, and R^3 is a hydrogen atom.

Examples of the thiol compound derivatives d, e and f represented by the formulas (10), (15) and (16), respectively, include thiol compound derivatives d, e and f having, as A, R^1 , R^2 and R^3 of X^1 , substituents shown in the following Table 4 (Tables 4-1 to 4-4), Table 5 (Table 5-1 to 5-4) and Table 6 (Table 6-1 to 6-4).

Tables 4-1

Thiol compound derivative	Derivative	A	R^3	R^1	R^2
d1	d	O	H	H	methyl group
d2	d	O	H	H	ethyl group

-continued

d3	d	O	H	H	n-propyl group
d4	d	O	H	H	isopropyl group
d5	d	O	H	H	n-butyl group
d6	d	O	H	H	isobutyl group
d7	d	O	H	H	sec-butyl group
d8	d	O	H	H	tert-butyl group
d9	d	O	H	H	pentyl group
d10	d	O	H	H	hexyl group
d11	d	O	H	H	heptyl group
d12	d	O	H	H	octyl group
d13	d	O	H	H	2-ethylhexyl group
d14	d	O	H	H	decyl group
d15	d	O	H	H	cetyl group
d16	d	O	H	H	stearyl group
d17	d	O	H	H	1-menthyl group
d18	d	O	H	H	propanedieryl group
d19	d	O	H	H	isopropenyl group
d20	d	O	H	H	3-butynyl group
d21	d	O	H	H	3-methyl-2-butenyl group
d22	d	O	H	H	allyl group
d23	d	O	H	H	2-methylallyl group
d24	d	O	H	H	propargyl group
d25	d	O	H	H	3-phenylpropargyl group
d26	d	O	H	H	residue wherein one hydroxyl group of ethylene glycol is removed
d27	d	O	H	H	residue wherein one hydroxyl group of propylene glycol is removed
d28	d	O	H	H	residue wherein one hydroxyl group of butylene glycol is removed
d29	d	O	H	H	residue wherein one hydroxyl group of diethylene glycol is removed
d30	d	O	H	H	residue wherein one hydroxyl group of dipropylene glycol is removed
d31	d	O	H	H	residue wherein one hydroxyl group of dibutylene glycol is removed
d32	d	O	H	H	residue wherein one hydroxyl group of diethylene glycol monobutyl ether is removed
d33	d	O	H	H	residue wherein one hydroxyl group of triethylene glycol is removed
d34	d	O	H	H	residue wherein one hydroxyl group of tripropylene glycol is removed
d35	d	O	H	H	residue wherein one hydroxyl group of tributylene glycol is removed

Tables 4-2

Thiol compound derivative	Derivative	A	R ³	R ¹	R ²
d36	d	O	H	H	residue wherein one hydroxyl group of tetraethylene glycol is removed
d37	d	O	H	H	residue wherein one hydroxyl group of tetrapropylene glycol is removed
d38	d	O	H	H	residue wherein one hydroxyl group of tetrabutylene glycol is removed
d39	d	O	H	H	residue wherein a hydroxyl group of acetone oxime group is removed
d40	d	O	H	H	residue wherein one hydroxyl group of triethanolamine is removed
d41	d	O	H	H	residue wherein one hydroxyl group of diethanolamine is removed
d42	d	O	H	H	residue wherein a hydroxyl group of dimethylaminoethanol is removed
d43	d	O	H	H	residue wherein a hydroxyl group of trimethylsilyl alcohol is removed
d44	d	O	H	H	residue wherein a hydroxyl group of triethylsilyl alcohol is removed
d45	d	O	H	H	residue wherein a hydroxyl group of cyclohexyl alcohol is removed
d46	d	O	H	H	residue wherein a hydroxyl group of menthol is removed
d47	d	O	H	H	residue wherein a hydroxyl group of naphthyl alcohol is removed
d48	d	O	H	H	1-chloroethyl group
d49	d	O	H	H	2-chloroethyl group
d50	d	O	H	H	1-bromoethyl group
d51	d	O	H	H	2-bromoethyl group
d52	d	O	H	H	methoxyethyl group

-continued

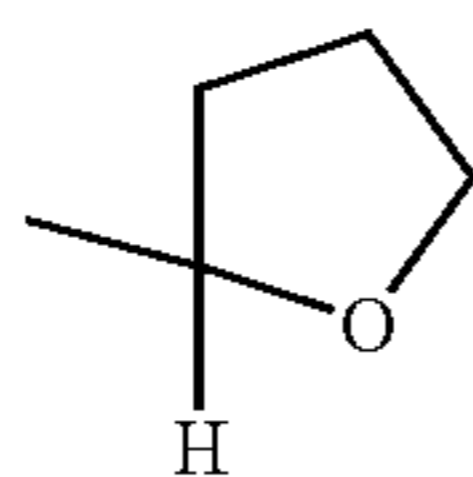
d53	d	O	H	H	2-butoxyethyl group
d54	d	O	H	H	methoxyethoxyethyl group
d55	d	O	H	H	dimethylaminoethyl group
d56	d	O	H	H	2-(diethylamino)ethyl group
d56	d	O	H	H	3-dimethylaminopropyl group
d57	d	O	H	H	aminoethyl group
d58	d	O	H	H	trimethylsilylethyl group
d59	d	O	H	H	trimethylsiloxyethyl group
d60	d	O	H	H	2-acetoxyethyl group
d61	d	O	H	H	2-piperidinoethyl group
d62	d	O	H	H	phenyl group
d63	d	O	H	H	methoxyphenyl group
d64	d	O	H	H	o-tolyl group
d65	d	O	H	H	o-isopropylphenyl group
d66	d	O	H	H	p-nitrophenyl group
d67	d	O	H	H	2-nitrophenyl group
d68	d	O	H	H	3-nitrophenyl group
d69	d	O	H	H	p-fluorophenyl group
d70	d	O	H	H	p-methoxyphenyl group

Tables 4-3

Thiol compound derivative	Derivative	A	R ³	R ¹	R ²
d71	d	O	H	H	p-aminophenyl group
d72	d	O	H	H	N-methylaminophenyl group
d73	d	O	H	H	p-(dimethylamino)phenyl group
d74	d	O	H	H	4-acetylphenyl group
d75	d	O	H	H	p-iodophenyl group
d76	d	O	H	H	p-chlorophenyl group
d77	d	O	H	H	p-bromophenyl group
d78	d	O	H	H	2,4,6-trichlorophenyl group
d79	d	O	H	H	2,4,6-tribromophenyl group
d80	d	O	H	H	2,4,6-trimethylphenyl group
d81	d	O	H	H	2,4-dichlorophenyl group
d82	d	O	H	H	2,4-dibromophenyl group
d83	d	O	H	H	2,4-dimethylphenyl group
d84	d	O	H	H	—CH ₂ OCH=CH ₂
d85	d	O	H	H	—CH ₂ CH ₂ OCH=CH ₂
d86	d	O	H	H	—CH ₂ CH ₂ CH ₂ OCH=CH ₂
d87	d	O	H	H	—CH ₂ CH ₂ CH ₂ CH ₂ OCH=CH ₂
d88	d	O	H	H	—CH ₂ CH ₂ OCH ₂ CH ₂ OCH=CH ₂
d89	d	O	H	H	—CH ₂ CH ₂ OCH ₂ CH ₂ OCH ₂ CH ₂ OCH=CH ₂
d90	d	O	H	H	—CH ₂ CH ₂ N(CH ₂ CH ₂ OH)CH ₂ CH ₂ OCH=CH ₂
d91	d	O	H	H	—Ph—OCH=CH ₂
d92	d	O	H	H	—Ph—N=N—Ph—OCH=CH ₂
d93	d	O	H	H	—Ph—C(CH ₃) ₂ —Ph—OCH=CH ₂
d94	d	O	H	H	-cyclohexylene-OCH=CH ₂
d95	d	O	H	H	1-phenylethyl group
d96	d	O	H	H	benzyl group

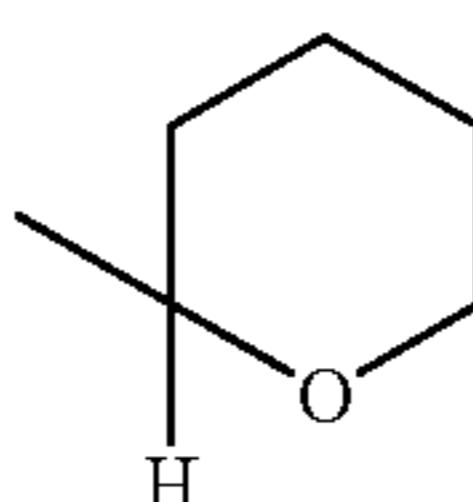
d97

d



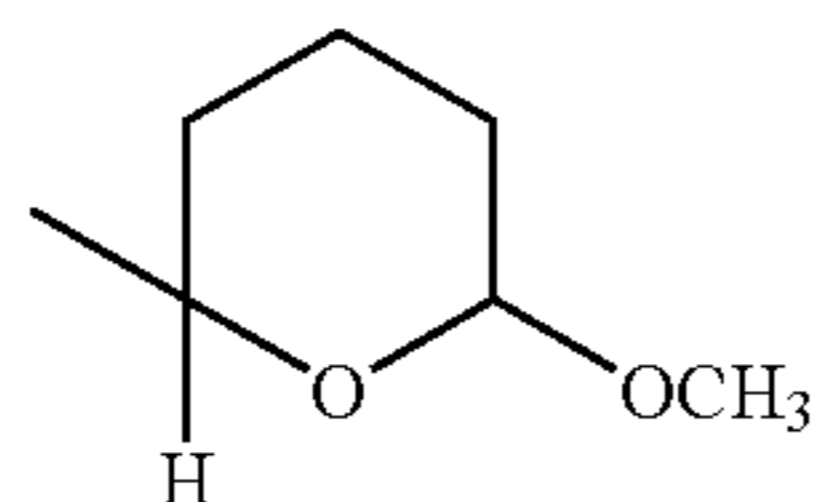
d98

d

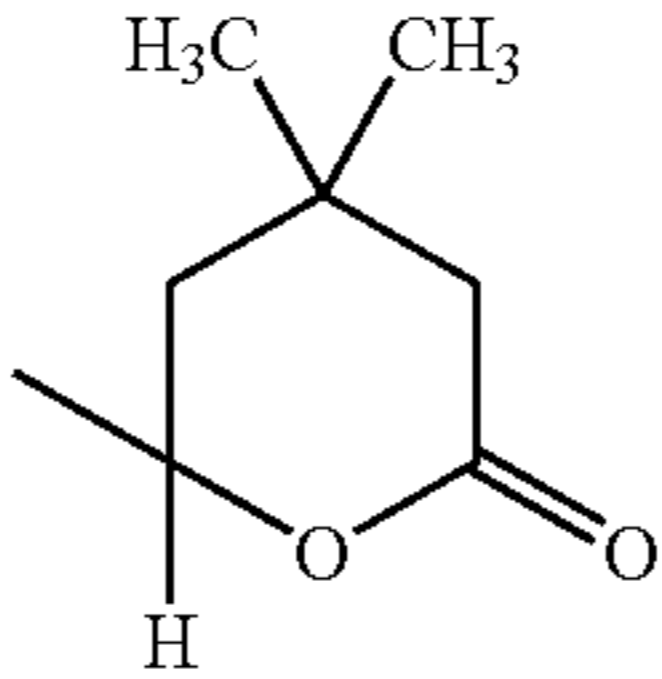
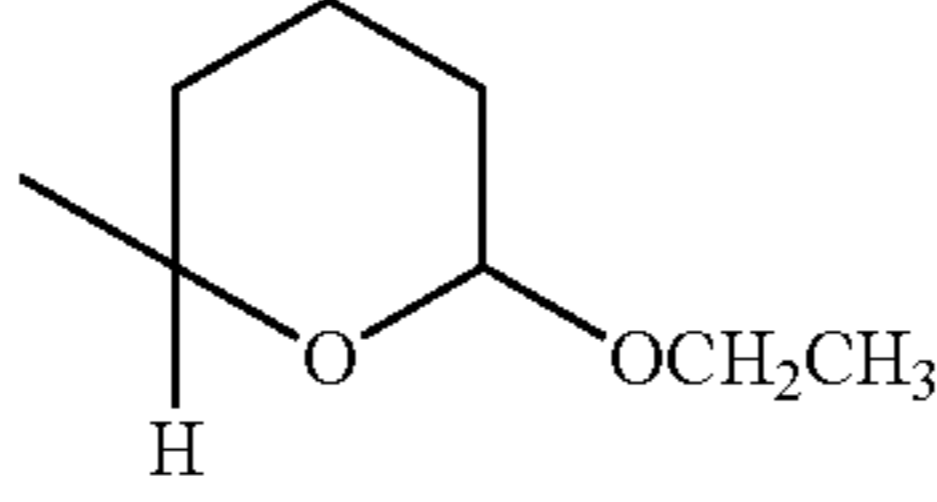


Tables 4-4

Thiol compound derivative	Derivative	A	R ³	R ¹	R ²
d99	d				



-continued

d100	d				
d101	d				
d102	d	S	H	H	3-(trimethylsilyl)propyl group
d103	d	S	H	H	2-hydroxyethyl group
d104	d	S	H	H	2-(N-morpholino)ethyl group
d105	d	S	H	H	2-(N-β-hydroxyethyl)aminoethyl group
d106	d	S	H	H	2-aminoethyl group
d107	d	S	H	H	p-chlorophenyl group
d108	d	S	H	H	phenyl group
d109	d	S	H	H	vinyl group
d110	d	O	Me	H	methyl group
d111	d	O	Me	H	ethyl group
d112	d	O	Et	H	methyl group
d113	d	O	Et	H	ethyl group
d114	d	O	Ph-	H	methyl group
d115	d	O	Ph-	H	ethyl group

Tables 5-1

Thiol compound derivative					
Derivative	Derivative	A	R ³	R ¹	R ²
e1	e	O	H	H	methyl group
e2	e	O	H	H	ethyl group
e3	e	O	H	H	n-propyl group
e4	e	O	H	H	isopropyl group
e5	e	O	H	H	n-butyl group
e6	e	O	H	H	isobutyl group
e7	e	O	H	H	sec-butyl group
e8	e	O	H	H	tert-butyl group
e9	e	O	H	H	pentyl group
e10	e	O	H	H	hexyl group
e11	e	O	H	H	heptyl group
e12	e	O	H	H	octyl group
e13	e	O	H	H	2-ethylhexyl group
e14	e	O	H	H	decyl group
e15	e	O	H	H	cetyl group
e16	e	O	H	H	stearyl group
e17	e	O	H	H	1-methyl group
e18	e	O	H	H	propanedieryl group
e19	e	O	H	H	isopropenyl group
e20	e	O	H	H	3-butyryl group
e21	e	O	H	H	3-methyl-2-butenyl group
e22	e	O	H	H	allyl group
e23	e	O	H	H	2-methylallyl group
e24	e	O	H	H	propargyl group
e25	e	O	H	H	3-phenylpropargyl group
e26	e	O	H	H	residue wherein one hydroxyl group of ethylene glycol is removed
e27	e	O	H	H	residue wherein one hydroxyl group of propylene glycol is removed
e28	e	O	H	H	residue wherein one hydroxyl group of butylene glycol is removed
e29	e	O	H	H	residue wherein one hydroxyl group of diethylene glycol is removed
e30	e	O	H	H	residue wherein one hydroxyl group of dipropylene glycol is removed
e31	e	O	H	H	residue wherein one hydroxyl group of dibutylene glycol is removed
e32	e	O	H	H	residue wherein one hydroxyl group of diethylene glycol monobutyl ether is removed
e33	e	O	H	H	residue wherein one hydroxyl group of triethylene glycol is removed

-continued

e34	e	O	H	H	residue wherein one hydroxyl group of tripropylene glycol is removed
e35	e	O	H	H	residue wherein one hydroxyl group of tributylene glycol is removed

Tables 5-2

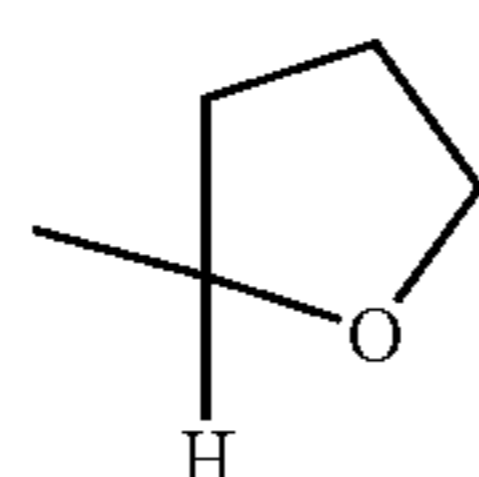
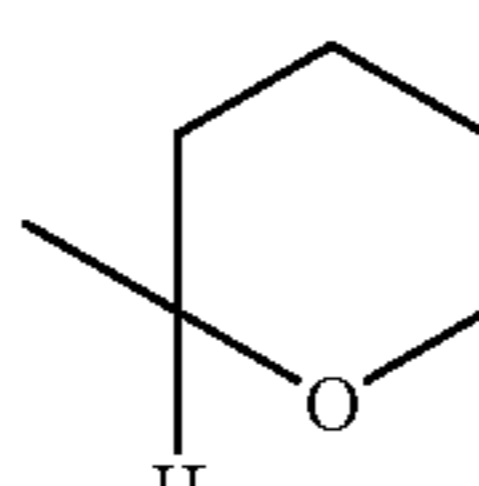
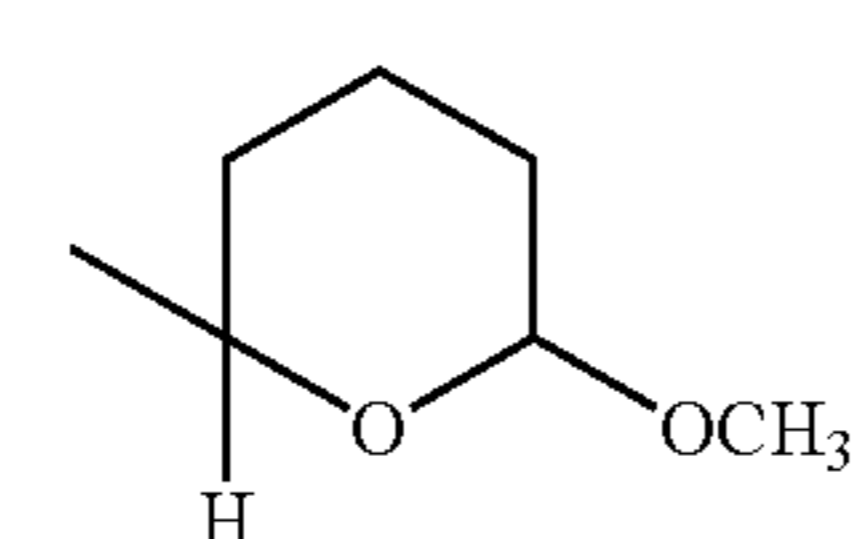
Thiol compound derivative	Derivative	A	R ³	R ¹	R ²
e36	e	O	H	H	residue wherein one hydroxyl group of tetraethylene glycol is removed
e37	e	O	H	H	residue wherein one hydroxyl group of tetrapropylene glycol is removed
e38	e	O	H	H	residue wherein one hydroxyl group of tetrabutylene glycol is removed
e39	e	O	H	H	residue wherein a hydroxyl group of acetone oxime group is removed
e40	e	O	H	H	residue wherein one hydroxyl group of triethanolamine is removed
e41	e	O	H	H	residue wherein one hydroxyl group of diethanolamine is removed
e42	e	O	H	H	residue wherein a hydroxyl group of dimethylaminoethanol is removed
e43	e	O	H	H	residue wherein a hydroxyl group of trimethylsilyl alcohol is removed
e44	e	O	H	H	residue wherein a hydroxyl group of triethylsilyl alcohol is removed
e45	e	O	H	H	residue wherein a hydroxyl group of cyclohexyl alcohol is removed
e46	e	O	H	H	residue wherein a hydroxyl group of menthol is removed
e47	e	O	H	H	residue wherein a hydroxyl group of naphthyl alcohol is removed
e48	e	O	H	H	1-chloroethyl group
e49	e	O	H	H	2-chloroethyl group
e50	e	O	H	H	1-bromoethyl group
e51	e	O	H	H	2-bromoethyl group
e52	e	O	H	H	methoxyethyl group
e53	e	O	H	H	2-butoxyethyl group
e54	e	O	H	H	methoxyethoxyethyl group
e55	e	O	H	H	dimethylaminoethyl group
e56	e	O	H	H	2-(diethylamino)ethyl group
e56	e	O	H	H	3-dimethylaminopropyl group
e57	e	O	H	H	aminoethyl group
e58	e	O	H	H	trimethylsilylethyl group
e59	e	O	H	H	trimethylsiloxyethyl group
e60	e	O	H	H	2-acetoxyethyl group
e61	e	O	H	H	2-piperidinoethyl group
e62	e	O	H	H	phenyl group
e63	e	O	H	H	methoxyphenyl group
e64	e	O	H	H	o-tolyl group
e65	e	O	H	H	o-isopropylphenyl group
e66	e	O	H	H	p-nitrophenyl group
e67	e	O	H	H	2-nitrophenyl group
e68	e	O	H	H	3-nitrophenyl group
e69	e	O	H	H	p-fluorophenyl group
e70	e	O	H	H	p-methoxyphenyl group
e71	e	O	H	H	p-aminophenyl group
e72	e	O	H	H	N-methylaminophenyl group

Tables 5-3

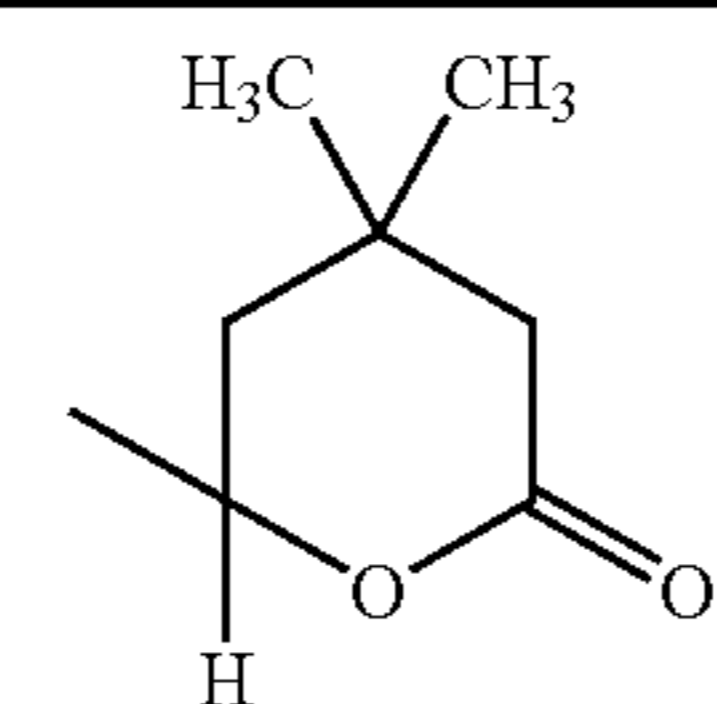
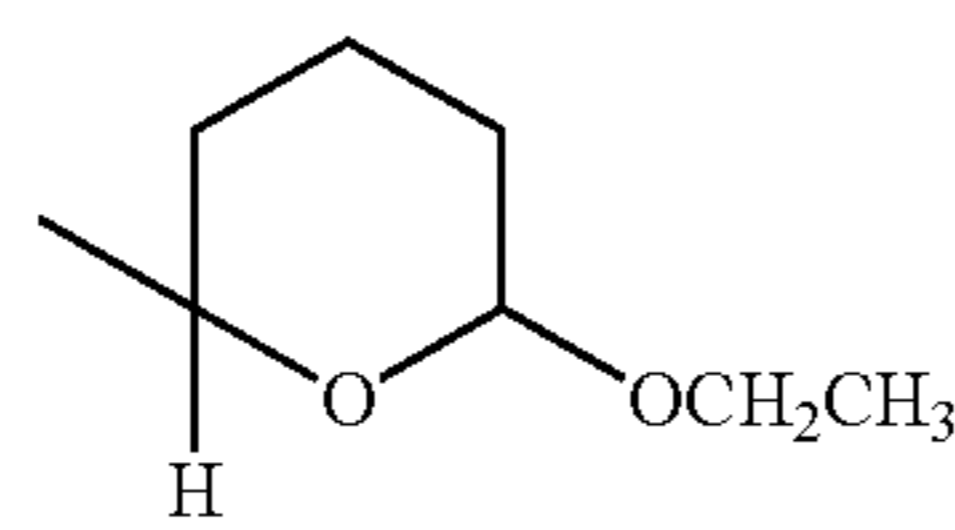
Thiol compound derivative	Derivative	A	R ³	R ¹	R ²
e73	e	O	H	H	p-(dimethylamino)phenyl group
e74	e	O	H	H	4-acetylphenyl group
e75	e	O	H	H	p-iodophenyl group
e76	e	O	H	H	p-chlorophenyl group
e77	e	O	H	H	p-bromophenyl group
e78	e	O	H	H	2,4,6-trichlorophenyl group
e79	e	O	H	H	2,4,6-tribromophenyl group
e80	e	O	H	H	2,4,6-trimethylphenyl group
e81	e	O	H	H	2,4-dichlorophenyl group
e82	e	O	H	H	2,4-dibromophenyl group
e83	e	O	H	H	2,4-dimethylphenyl group
e84	e	O	H	H	—CH ₂ OCH=CH ₂

-continued

e85	e	O	H	H	—CH ₂ CH ₂ OCH=CH ₂
e86	e	O	H	H	—CH ₂ CH ₂ CH ₂ OCH=CH ₂
e87	e	O	H	H	—CH ₂ CH ₂ CH ₂ CH ₂ OCH=CH ₂
e88	e	O	H	H	—CH ₂ CH ₂ OCH ₂ CH ₂ OCH=CH ₂
e89	e	O	H	H	—CH ₂ CH ₂ OCH ₂ CH ₂ OCH ₂ CH ₂ OCH=CH ₂
e90	e	O	H	H	—CH ₂ CH ₂ N(CH ₂ CH ₂ OH)CH ₂ CH ₂ OCH=CH ₂
e91	e	O	H	H	—Ph—OCH=CH ₂
e92	e	O	H	H	—Ph—N=N—Ph—OCH=CH ₂
e93	e	O	H	H	—Ph—C(CH ₃) ₂ —Ph—OCH=CH ₂
e94	e	O	H	H	-cyclohexylene-OCH=CH ₂
e95	e	O	H	H	1-phenylethyl group
e96	e	O	H	H	benzyl group

e97	e				
e98	e				
e99	a				

Tables 5-4

Thiol compound derivative	Derivative	A	R ³	R ¹	R ²
e100	e				
e101	e				
e102	e	S	H	H	3-(trimethylsilyl)propyl group
e103	e	S	H	H	2-hydroxyethyl group
e104	e	S	H	H	2-(N-morpholino)ethyl group
e105	e	S	H	H	2-(N-β-hydroxyethyl)aminoethyl group
e106	e	S	H	H	2-aminoethyl group
e107	e	S	H	H	p-chlorophenyl group
e108	e	S	H	H	phenyl group
e109	e	S	H	H	vinyl group
e110	e	O	Me	H	methyl group
e111	e	O	Me	H	ethyl group
e112	e	O	Et	H	methyl group
e113	e	O	Et	H	ethyl group
e114	e	O	Ph—	H	methyl group
e115	e	O	Ph—	H	ethyl group

Tables 6-1

Thiol compound derivative	Derivative	A	R ³	R ¹	R ²
f1	f	Na	O	H	H methylgroup
f2	f	Na	O	H	H ethylgroup
f3	f	Na	O	H	H n-propyl group
f4	f	Na	O	H	H isopropyl group

-continued

f5	f	Na	O	H	H	n-butyl group
f6	f	Na	O	H	H	isobutyl group
f7	f	Na	O	H	H	sec-butyl group
f8	f	Na	O	H	H	tert-butyl group
f9	f	Na	O	H	H	pentyl group
f10	f	Na	O	H	H	hexyl group
f11	f	Na	O	H	H	heptyl group
f12	f	Na	O	H	H	octyl group
f13	f	Na	O	H	H	2-ethylhexyl group
f14	f	Na	O	H	H	decyl group
f15	f	Na	O	H	H	cetyl group
f16	f	Na	O	H	H	stearyl group
f17	f	Na	O	H	H	1-methyl group
f18	f	Na	O	H	H	propanedienyl group
f19	f	Na	O	H	H	isopropenyl group
f20	f	Na	O	H	H	3-butyryl group
f21	f	Na	O	H	H	3-methyl-2-butenyl group
f22	f	Na	O	H	H	allyl group
f23	f	Na	O	H	H	2-methylallyl group
f24	f	Na	O	H	H	propargyl group
f25	f	Na	O	H	H	3-phenylpropargyl group
f26	f	Na	O	H	H	residue wherein one hydroxyl group of ethylene glycol is removed
f27	f	Na	O	H	H	residue wherein one hydroxyl group of propylene glycol is removed
f28	f	Na	O	H	H	residue wherein one hydroxyl group of butylene glycol is removed
f29	f	Na	O	H	H	residue wherein one hydroxyl group of diethylene glycol is removed
f30	f	Na	O	H	H	residue wherein one hydroxyl group of dipropylene glycol is removed
f31	f	Na	O	H	H	residue wherein one hydroxyl group of dibutylene glycol is removed
f32	f	Na	O	H	H	residue wherein one hydroxyl group of diethylene glycol monobutyl ether is removed

Tables 6-2

Thiol compound derivative	Derivative	A	R ³	R ¹	R ²	
f33	f	Na	O	H	H	residue wherein one hydroxyl group of triethylene glycol is removed
f34	f	Na	O	H	H	residue wherein one hydroxyl group of tripropylene glycol is removed
f35	f	Na	O	H	H	residue wherein one hydroxyl group of tributylene glycol is removed
f36	f	Na	O	H	H	residue wherein one hydroxyl group of tetraethylene glycol is removed
f37	f	Na	O	H	H	residue wherein one hydroxyl group of tetrapropylene glycol is removed
f38	f	Na	O	H	H	residue wherein one hydroxyl group of tetrabutylene glycol is removed
f39	f	Na	O	H	H	residue wherein a hydroxyl group of acetone oxime group is removed
f40	f	Na	O	H	H	residue wherein one hydroxyl group of triethanolamine is removed
f41	f	Na	O	H	H	residue wherein one hydroxyl group of diethanolamine is removed
f42	f	Na	O	H	H	residue wherein a hydroxyl group of dimethylaminoethanol is removed
f43	f	Na	O	H	H	residue wherein a hydroxyl group of trimethylsilyl alcohol is removed
f44	f	Na	O	H	H	residue wherein a hydroxyl group of triethylsilyl alcohol is removed
f45	f	Na	O	H	H	residue wherein a hydroxyl group of cyclohexyl alcohol is removed
f46	f	Na	O	H	H	residue wherein a hydroxyl group of menthol is removed
f47	f	Na	O	H	H	residue wherein a hydroxyl group of naphthyl alcohol is removed
f48	f	Na	O	H	H	1-chloroethyl group
f49	f	Na	O	H	H	2-chloroethyl group
f50	f	Na	O	H	H	1-bromoethyl group
f51	f	Na	O	H	H	2-bromoethyl group
f52	f	Na	O	H	H	methoxyethyl group
f53	f	Na	O	H	H	2-butoxyethyl group
f54	f	Na	O	H	H	methoxyethoxyethyl group

-continued

f55	f	Na	O	H	H	dimethylaminoethyl group
f56	f	Na	O	H	H	2-(diethylamino)ethyl group
f56	f	Na	O	H	H	3-dimethylaminopropyl group
f57	f	Na	O	H	H	aminoethyl group
f58	f	Na	O	H	H	trimethylsilylethyl group
f59	f	Na	O	H	H	trimethylsiloxyethyl group

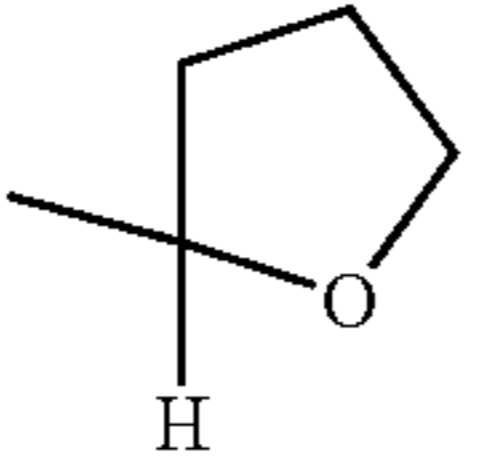
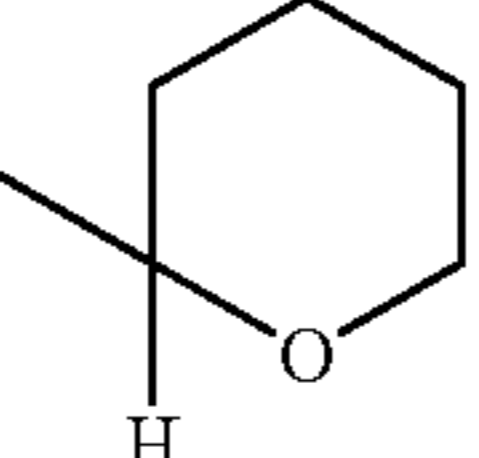
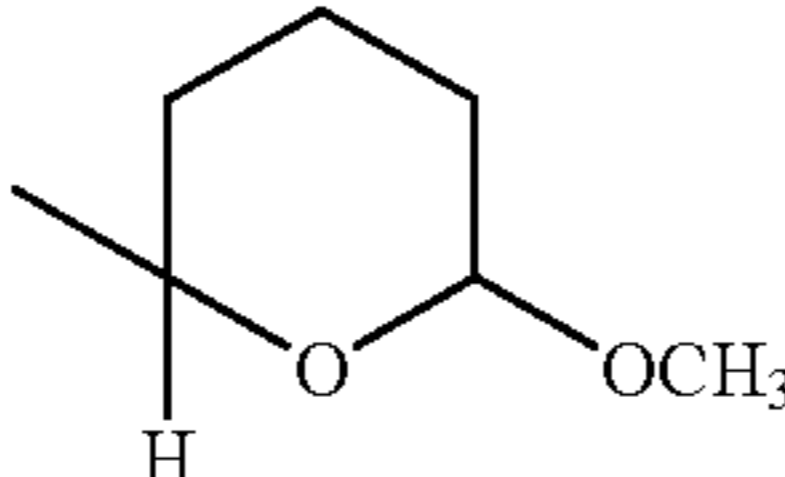
Tables 6-3

Thiol
compound
derivative

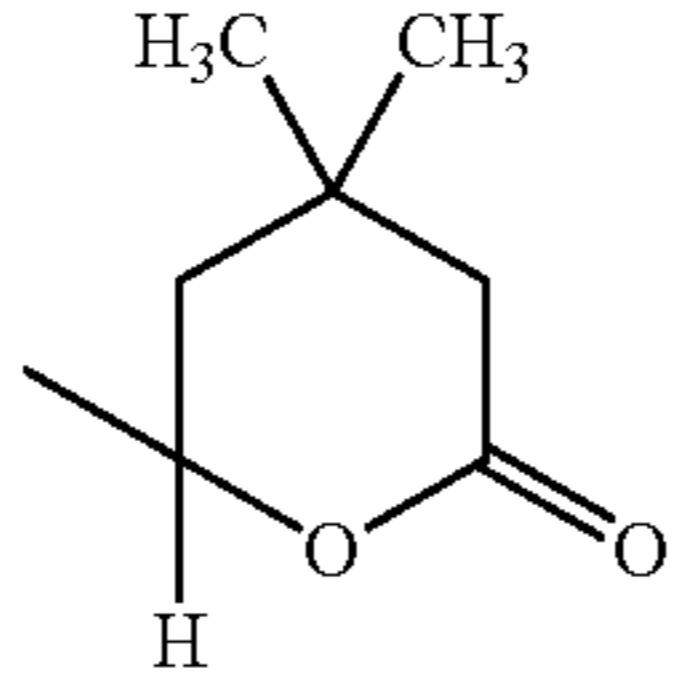
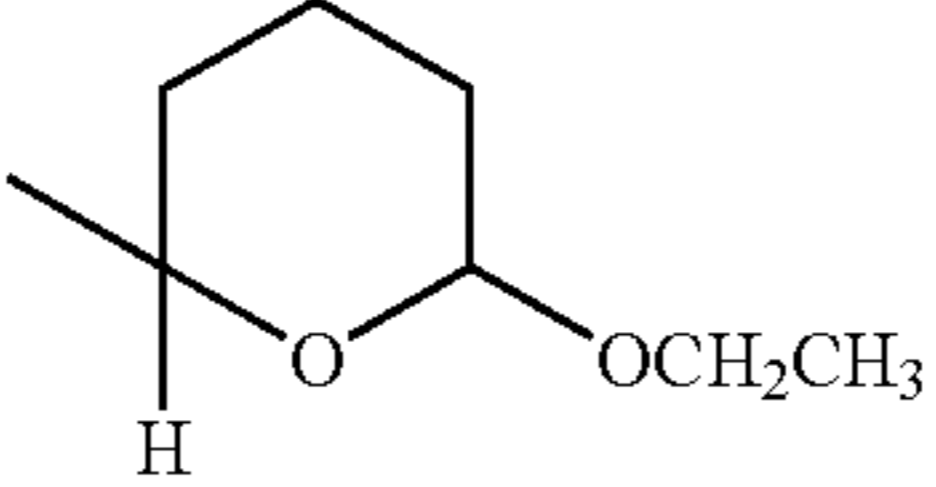
Derivative	A	R ³	R ¹	R ²		
f60	f	Na	O	H	H	2-acetoxyethyl group
f61	f	Na	O	H	H	2-piperidinoethyl group
f62	f	Na	O	H	H	phenyl group
f63	f	Na	O	H	H	methoxyphenyl group
f64	f	Na	O	H	H	o-tolyl group
f65	f	Na	O	H	H	o-isopropylphenyl group
f66	f	Na	O	H	H	p-nitrophenyl group
f67	f	Na	O	H	H	2-nitrophenyl group
f68	f	Na	O	H	H	3-nitrophenyl group
f69	f	Na	O	H	H	p-fluorophenyl group
f70	f	Na	O	H	H	p-methoxyphenyl group
f71	f	Na	O	H	H	p-aminophenyl group
f72	f	Na	O	H	H	N-methylaminophenyl group
f73	f	Na	O	H	H	p-(dimethylamino)phenyl group
f74	f	Na	O	H	H	4-acetylphenyl group
f75	f	Na	O	H	H	p-iodophenyl group
f76	f	Na	O	H	H	p-chlorophenyl group
f77	f	Na	O	H	H	p-bromophenyl group
f78	f	Na	O	H	H	2,4,6-trichlorophenyl group
f79	f	Na	O	H	H	2,4,6-tribromophenyl group
f80	f	Na	O	H	H	2,4,6-trimethylphenyl group
f81	f	Na	O	H	H	2,4-dichlorophenyl group
f82	f	Na	O	H	H	2,4-dibromophenyl group
f83	f	Na	O	H	H	2,4-dimethylphenyl group
f84	f	Na	O	H	H	—CH ₂ OCH=CH ₂
f85	f	Na	O	H	H	—CH ₂ CH ₂ OCH=CH ₂
f86	F	Na	O	H	H	—CH ₂ CH ₂ CH ₂ OCH=CH ₂
f87	F	Na	O	H	H	—CH ₂ CH ₂ CH ₂ CH ₂ OCH=CH ₂
f88	F	Na	O	H	H	—CH ₂ CH ₂ OCH ₂ CH ₂ OCH=CH ₂
f89	f	Na	O	H	H	—CH ₂ CH ₂ OCH ₂ CH ₂ OCH ₂ CH ₂ OCH=CH ₂
f90	f	Na	O	H	H	—CH ₂ CH ₂ N(CH ₂ CH ₂ OH)CH ₂ CH ₂ OCH=CH ₂
f91	f	Na	O	H	H	—Ph—OCH=CH ₂
f92	f	Na	O	H	H	—Ph—N=N—Ph—OCH=CH ₂
f93	F	Na	O	H	H	—Ph—C(CH ₃) ₂ —Ph—OCH=CH ₂
f94	F	Na	O	H	H	-cyclohexylene-OCH=CH ₂
f95	F	Na	O	H	H	1-phenylethyl group
f96	f	Na	O	H	H	benzyl group

Tables 6-4

Thiol
compound
derivative

Derivative	A	R ³	R ¹	R ²	
f97	f	Na			
f98	f	Na			
f99	f	Na			

-continued

f100	f	Na				
f101	f	Na				
f102	f	Na	S	H	H	3-(trimethylsilyl)propyl group
f103	f	Na	S	H	H	2-hydroxyethyl group
f104	f	Na	S	H	H	2-(N-morpholino)ethyl group
f105	f	Na	s	H	H	2-(N-β-hydroxyethyl)aminoethyl group
f106	f	Na	S	H	H	2-aminoethyl group
f107	f	Na	S	H	H	p-chlorophenyl group
f108	f	Na	S	H	H	phenyl group
f109	f	Na	S	H	H	vinyl group
f110	f	Na	O	Me	H	methyl group
f111	f	Na	O	Me	H	ethyl group
f112	f	Na	O	Et	H	methyl group
f113	f	Na	O	Et	H	ethyl group
f114	f	Na	O	Ph—	H	methyl group
f115	f	Na	O	Ph—	H	ethyl group

As the thiol compound derivative of the invention, a mono-thiol compound derivative wherein one of the substituents —SX¹ and —SX² of the dithiol compound derivative represented by the formula (10) is further substituted with —R⁵ is also available in addition to the trithiol compound derivative and the dithiol compound derivative. In the monothiol compound derivative, R⁵ and

X¹ (or X²) are the same of R⁵ and X¹ of the dithiol compound derivative represented by the formula (10).

Process for Preparing Thiol Compound Derivative

The thiol compound derivative of the invention is obtained by bonding a part or all of thiol groups (—SH) of a thiol compound having 1 to 3 thiol groups in one molecule to a double bond part of a vinyl ether or the like. In other words, the thiol compound derivative can be obtained by replacing a hydrogen atom of a thiol group of a thiol compound with a substituent derived from a vinyl ether or the like.

There is no specific limitation on the process for preparing the thiol compound derivative, and publicly known processes capable of forming a desired substituent are employable.

For example, a thiol compound, such as triazinethiol or triazinedithiol, and monovinyl ether, aldehyde, ketone or the like are contacted in given amounts, whereby the thiol compound derivative wherein given amounts of thiol groups (—SH group) are substituted can be obtained.

The thiol compound derivative can also be obtained from a thiol compound and a polyvalent vinyl ether compound. In this case, a crosslinked product of the thiol compound is sometimes formed by virtue of the polyvalent vinyl ether.

In the contact of the thiol compound with the vinyl ether or the like, an acid catalyst can be used when needed.

Examples of the thiol compound derivatives thus obtained include derivatives wherein the thiol group and the vinyl group of the vinyl ethers are reacted in the same amounts and all of hydrogen atoms of the thiol groups are replaced with substituents derived from the vinyl ethers, derivatives wherein one thiol group remains, and derivatives wherein a salt is formed from the remaining thiol group with the aid of

an alkali metal, a polyvalent metal or an onium base such as quaternary ammonium base, phosphonium base or pyridinium base.

Next, the thiol compound, the vinyl ethers, etc. are described. In addition, the catalyst that is optionally used for the reaction of the thiol compound with the vinyl ether or the like and the process for preparing the thiol compound derivative are also described in detail.

Thiol Compound

The thiol compound for use in the invention is preferably a compound wherein two or more thiol groups per molecule are bonded, and any of such thiol compounds is employable.

Examples of the thiol compounds include phenylthiol such as dimercaptobenzene, thiocarboxylic acids, thiol compounds such as thiadiazole, mercaptoalkyltrialkoxysilanes such as γ-mercaptoethyltrimethoxysilane, aliphatic dithiols such as 1,10-dimercaptodecane, 1,3,5-triazine-2,4,6-trithiol represented by the following formula (18), and triazinethiols represented by the following formula (19).



61

In addition to the trithiol compounds and the dithiol compounds, monothiol compounds wherein one of the thiol groups (—SH) in the above formula (19) is further substituted with R⁵ are also employable.

R⁵ in the formula (19) is the same as R⁵ in the aforesaid formula (10).

Preferred examples of the dithiol compounds represented by the formula (19) include:

s-triazine-2,4-dithiol,
6-methyl-s-triazine-2,4-dithiol,
6-phenyl-s-triazine-2,4-dithiol,
6-amino-s-triazine-2,4-dithiol,
6-dihexylamino-s-triazine-2,4-dithiol,
6-[bis(2-hexyl)amino]-s-triazine-2,4-dithiol,
6-diethylamino-s-triazine-2,4-dithiol,
6-dicyclohexylamino-s-triazine-2,4-dithiol,
6-diphenylamino-s-triazine-2,4-dithiol,
6-dibenzylamino-s-triazine-2,4-dithiol,
6-diallylamino-s-triazine-2,4-dithiol,
6-didodecylamino-s-triazine-2,4-dithiol,
6-dibutylamino-s-triazine-2,4-dithiol,
6-dimethylamino-s-triazine-2,4-dithiol,
6-phenylamino-s-triazine-2,4-dithiol,
2-(3,5-di-tert-butyl-4-hydroxyanilino)-s-triazine-2,4-dithiol,
6-stearylamino-s-triazine-2,4-dithiol,
6-ethylamino-s-triazine-2,4-dithiol,
6-hexylamino-s-triazine-2,4-dithiol,
6-(cis-9-octadecenylamino)-s-triazine-2,4-dithiol,
6-cyclohexylamino-s-triazine-2,4-dithiol,
6-(4-anilino-N-isopropylanilino)-s-triazine-2,4-dithiol,
6-methoxy-s-triazine-2,4-dithiol,
6-(1-naphthoxy)-s-triazine-2,4-dithiol,
6-(m-chlorophenoxy)-s-triazine-2,4-dithiol,
6-(2,44-dimethylphenoxy)-s-triazine-2,4-dithiol, and
6-phenoxy-s-triazine-2,4-dithiol.

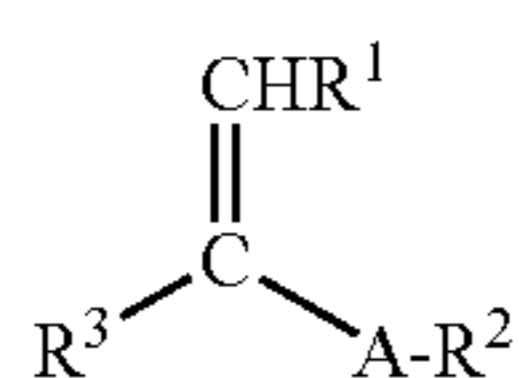
Of these, 6-phenyl-2-triazine-2,4-dithiol is preferable.

Vinyl Ethers, etc.

Of the vinyl ethers, the aldehydes and the ketones employable for the preparation of the thiol compound derivatives of the invention, vinyl ethers are preferably employed from the viewpoint of reactivity. The vinyl ethers have only to contain at least one vinyl group per molecule, and monovinyl ethers, monovinyl thioethers and pyran derivatives or furan derivatives which are cyclic vinyl ethers are available. Also available are polyvalent vinyl ethers, such as divinyl ethers, trivinyl ethers and tetravinyl ethers.

Of these, preferable are monovinyl ethers, monovinyl thioethers and pyran derivatives or furan derivatives which are cyclic vinyl ethers.

The vinyl ether is, for example, a vinyl ether or a vinyl thioether represented by the following formula (20):



wherein R¹, R², R³ and A are the same as R¹, R², R³ and A in the aforesaid formula (2), and R¹ and R² may form a ring.

For the preparation of the thiol compound derivative of the invention, R¹ and R² in the formula (20) may form a ring. When R¹ and R² form a ring, R¹ and R² are each preferably an alkyl group, and the alkyl group may have a substituent. In this case, R³ is preferably a hydrogen atom.

62

Examples of such vinyl ethers include the following compounds:

methyl-1-phenyl vinyl ether,
ethyl-1-phenyl vinyl ether,
methyl-1-methyl vinyl ether,
ethyl-1-ethyl vinyl ether,
ethyl-1-methyl vinyl ether,
methyl vinyl ether,
ethyl vinyl ether,
propyl vinyl ether,
isopropyl vinyl ether,
n-butyl vinyl ether,
isobutyl vinyl ether,
sec-butyl vinyl ether,
tert-butyl vinyl ether,
pentyl vinyl ether,
hexyl vinyl ether,
heptyl vinyl ether,
octyl vinyl ether,
2-ethylhexyl vinyl ether,
decyl vinyl ether,
cetyl vinyl ether,
stearyl vinyl ether,
propadienyl vinyl ether,
isopropenyl vinyl ether,
2-propynyl vinyl ether,
3-butynyl vinyl ether,
3-methyl-2-butenyl vinyl ether,
allyl vinyl ether,
ethylene glycol monovinyl ether,
diethylene glycol-monovinyl ether,
triethylene glycol monovinyl ether,
triethanolamine monovinyl ether,
1-chloroethyl vinyl ether,
2-chloroethyl vinyl ether,
acetone oxime vinyl ether,
2-methylallyl vinyl ether,
3-phenylpropargyl vinyl ether,
cyclohexyl vinyl ether,
2-bromoethyl vinyl ether,
methoxyethyl vinyl ether,
2-butoxyethyl vinyl ether,
diethylene glycol methyl vinyl ether,
2-acetoxyethyl vinyl ether,
dimethylaminoethyl vinyl ether,
2-(diethylamino)ethyl vinyl ether,
aminoethyl vinyl ether,
3-dimethylaminopropyl vinyl ether,
trimethylsiloxyethyl vinyl ether,
trimethylsilyl vinyl ether,
triethylsilyl vinyl ether,
1-menthyl vinyl ether,
2-methoxyphenyl vinyl ether,
o-tolyl vinyl ether,
p-nitrophenyl vinyl ether,
2-naphthyl vinyl ether,
phenyl vinyl ether,
p-fluorophenyl vinyl ether,
p-methoxyphenyl vinyl ether,
p-aminophenyl vinyl ether,
2,4,6-trichlorophenyl vinyl ether,
2,4,6-trimethylphenyl vinyl ether,
2,4-dichlorophenyl vinyl ether,
2,4,6-tribromophenyl vinyl ether,
N-methylaminophenyl vinyl ether,
p-(dimethylamino)phenyl vinyl ether,
4-acetylphenyl vinyl ether,

63

2-nitrophenyl vinyl ether,
3-nitrophenyl vinyl ether,
p-iodophenyl vinyl ether,
p-chlorophenyl vinyl ether,
1-phenylethyl vinyl ether,
benzyl vinyl ether, and
2-piperidinoethyl vinyl ether,

Examples of the cyclic monovinyl ethers include:

2,3-dihydrofuran,
3,4-dihydrofuran,
2,3-dihydro-2H-pyran,
3,4-dihydro-2H-pyran,
3,4-dihydro-2-methoxy-2H-pyran,
3,4-dihydro-4,4-dimethyl-2H-pyran-2-one, and
3,4-dihydro-2-ethoxy-2H-pyran.

The polyvalent vinyl ethers include divinyl ethers, trivinyl ethers and tetravinyl ethers.

Examples of the divinyl ethers include:

divinyl ether,
divinyl formal,
ethylene glycol divinyl ether,
diethylene glycol divinyl ether,
triethylene glycol divinyl ether,
triethanolamine divinyl ether,
1,3-propanediol divinyl ether,
1,4-butanediol divinyl ether,
1,4-cyclohexanediol divinyl ether,
4,4'-dihydroxyazobenzene divinyl ether,
hydroquinone divinyl ether, and
bisphenol A divinyl ether.

Examples of the trivinyl ethers include glycerol trivinyl ether.

Examples of the tetravinyl ethers include pentaerythritol tetravinyl ether.

In the preparation using the polyvalent vinyl ether, the polyvalent vinyl ether is sometimes crosslinked with plural thiol compounds to form a high-molecular weight compound depending upon the preparation conditions.

The vinyl thioethers include vinyl thioethers corresponding to the aforesaid vinyl ethers and cyclic monovinyl ethers. Examples of such vinyl thioethers include:

3-(trimethylsilyl)propyl vinyl thioether,
2-hydroxyethyl vinyl thioether,
2 (N-morpholino) ethyl-5-vinyl thioether,
2-(N-β-hydroxyethyl)aminoethyl-5-vinyl thioether,
2-aminoethyl vinyl thioether,
p-chlorophenyl vinyl thioether,
phenyl vinyl thioether, and
divinyl thioether.

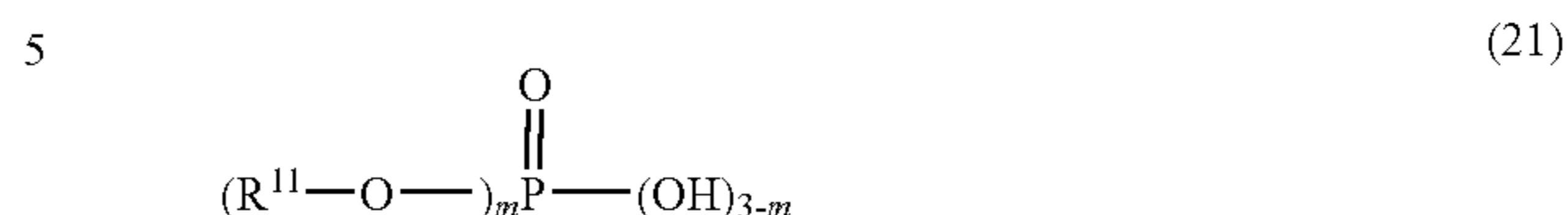
Of these, particularly preferable is a thiol compound derivative wherein in the formula (20), A is an oxygen atom, R¹ is a hydrogen atom, R² is an alkyl group or a residue wherein a hydroxyl group is removed from (poly)alkylene glycol, and R³ is a hydrogen atom.

Catalyst

When the thiol compound derivative of the invention is prepared by the reaction of the thiol compound with a vinyl ether or the like, a catalyst can be used when needed. As the catalyst, an acid catalyst is preferable, and examples of the acid catalysts employable herein include an acid phosphoric ester, hydrogen chloride, thionyl chloride and zinc chloride. Of these, an acid phosphoric ester can be preferably employed.

64

The acid phosphoric ester is represented by, for example, the following formula (21):



wherein R¹¹ is an alkyl group of 1 to 20 carbon atoms, a cycloalkyl group or an allyl group, and m is 1 or 2.

The acid phosphoric ester is a phosphoric acid monoester or diester of primary alcohol or secondary alcohol. Examples of the primary alcohols include 1-propanol, 1-butanol, 1-hexanol, 1-octanol and 2-ethylhexyl alcohol. Examples of the secondary alcohols include 2-propanol, 2-butanol, 2-hexanol, 2-octanol and cyclohexanol.

The acid phosphoric esters can be used singly or in combination of plural kinds.

When the acid phosphoric ester is used, the amount thereof is preferably in the range of about 0.05 to 5% by weight. If the amount of the acid phosphoric ester is small, the reaction rate sometimes becomes slow.

Reaction Solvent

The reaction of the thiol compound with the vinyl ether or the like can be carried out without a solvent or in a solvent. From the viewpoint of reaction rate and workability, the reaction is preferably carried out in a solvent. As the solvent, any of publicly known organic solvents is employable. For example, hydrocarbons, ethers, esters and ketones are employable. Specifically, there can be mentioned benzene, toluene, xylene, ethylbenzene, dioxane, tetrahydrofuran, diethyl ether, dipropyl ether, methyl acetate, ethyl acetate, butyl acetate, isopropyl acetate, acetone, methyl ethyl ketone, methyl isobutyl ketone, diethyl ketone and methyl propyl ketone.

Preparation of Thiol Compound Derivative

The thiol compound derivative of the invention can be obtained by contacting the thiol compound with the vinyl ethers at a temperature of preferably room temperature to 180° C. in a solvent or without a solvent and if necessary in the presence of an acid phosphoric ester. The reaction time is usually in the range of about 1 to 60 minutes.

The thiol compound derivative of the invention is a compound wherein all or a part of hydrogen atoms of thiol groups of the thiol compound that is a starting material are replaced with vinyl ethers or the like. By controlling the compounding ratio between the thiol compound and the vinyl ethers, a desired thiol compound derivative can be obtained. Specifically, they have only to be reacted in, for example, the following ratio.

When the trithiol compound (18) is used as a starting material and all of hydrogen atoms of three thiol groups (—SH) are replaced with a vinyl ether or the like to obtain the thiol compound derivative (1), the vinyl ether or the like is preferably used in an amount of 3 to 5 mol based on 1 mol of the trithiol compound (18).

When the trithiol compound (18) is used as a starting material and two of hydrogen atoms of three thiol groups (—SH) are replaced with a vinyl ether or the like to obtain the thiol compound derivative (8), the vinyl ether or the like is preferably used in an amount of 1.8 to 2.3 mol based on 1 mol of the trithiol compound (18).

When the thiol compound derivative (9) wherein a hydrogen atom of the thiol group is replaced with an alkali metal is

obtained, 1.8 to 2.3 mol of the vinyl ether or the like is reacted with a salt obtained by reacting the trithiol compound (18) with an aqueous solution of sodium hydroxide or potassium hydroxide in an amount of 1 to 1.1 mol based on 1 mol of the trithiol compound (18).

When the dithiol compound (19) is used as a starting material and all of hydrogen atoms of two thiol groups (—SH) are replaced with a vinyl ether or the like to obtain the thiol compound derivative (10), the vinyl ether or the like is preferably used in an amount of 2 to 5 mol based on 1 mol of the dithiol compound (19).

When the dithiol compound (19) is used as a starting material and one of hydrogen atoms of two thiol groups (—SH) is replaced with a vinyl ether or the like to obtain the thiol compound derivative (15), the vinyl ether or the like is preferably used in an amount of 0.8 to 1.3 mol based on 1 mol of the dithiol compound (19).

When the thiol compound derivative (16) wherein a hydrogen atom of the thiol group is replaced with an alkali metal is obtained, 0.8 to 1.3 mol of the vinyl ether or the like is reacted with a salt obtained by reacting the dithiol compound (19) with an aqueous solution of sodium hydroxide or potassium hydroxide in an amount of 1 to 1.1 mol based on 1 mol of the dithiol compound (19).

Treatment

If a catalyst having activity is contained in the thiol compound derivative obtained, the thiol compound derivative sometimes undergoes hydrolysis depending upon the storage conditions, etc. Therefore, when the thiol compound derivative of the invention is prepared by the reaction of the thiol compound with the vinyl ethers in the presence of an acid catalyst, it is preferable to remove or deactivate the catalyst contained in the reaction product. When the catalyst contained is removed or deactivated, the thiol compound derivative is hardly decomposed and is stable even if it is stored in the atmosphere for a long period of time. Hence, the thiol compound derivative has excellent storage properties and is more practical.

When the thiol compound derivative is obtained by contacting the thiol compound with the vinyl ethers in the presence of an acid catalyst, particularly an acid phosphoric ester, it is desirable to treat the thiol compound derivative with hydrotalcite or metal alkoxide.

For the treatment using hydrotalcite, the reaction product containing an acid catalyst such as an acid phosphoric ester is contacted with hydrotalcite to allow the acid catalyst to be adsorbed on the hydrotalcite. The catalyst adsorbed on the hydrotalcite can be easily removed by, for example, filtration or precipitation.

In the treatment using metal alkoxide, the metal alkoxide is added to the reaction product containing an acid catalyst such as an acid phosphoric ester to break an acid group of the acid catalyst (e.g., phosphoric acid group of acid phosphoric ester) and thereby deactivate the catalyst contained in the reaction product. The metal of the metal alkoxide used is preferably a metal selected from the group consisting of Ti, Al and Zr.

Uses of Thiol Compound Derivative

The thiol compound derivative of the invention is useful as a crosslinking agent and can be used by adding it to various curable resins. In the thiol compound derivative of the invention, the thiol group (—SH) is protected by a group derived from vinyl ether or the like, so that when the thiol compound derivative is used as a vulcanizing agent for acrylic rubbers, etc., excellent storage stability is exhibited, and for example, gelation of rubbers in the processing stage or the subsequent storing stage can be inhibited. Further, in the vulcanization

molding or the crosslinking, the thiol compound having —SH group can be readily regenerated by eliminating the protective group derived from the vinyl ether or the like by heating or other means. Therefore, the inherent reactivity can be easily restored to efficiently perform vulcanization or crosslinking of a chlorine-containing acrylic rubber or a resin containing an epoxy group, and hence a crosslinked product excellent in various properties can be obtained.

Elimination of the protective group derived from the vinyl ether or the like is preferably carried out by the use of an acid catalyst. Examples of the acid catalysts include halogenocarboxylic acid, sulfonic acid, sulfuric monoester, phosphoric monoester, phosphoric diester, boric monoester and boric diester.

After regeneration of the thiol group, the thiol compound derivative of the invention can be used for the addition to a double bond, addition to an epoxy ring or substitution of organic chlorine.

The thiol compound derivative can be used singly, or can be used in combination with an accelerator, a dehalogenating agent or the like.

Examples of the rubbers or the resins having a double bond include natural rubber (NR), isoprene rubber (IR), styrene-butadiene rubber (SBR), butadiene rubber (BR), nitrile rubber (NBR), ethylene-propylene rubber (EPDM), unsaturated polyester resin, and acrylic rubber wherein a double bond is introduced.

Example of the rubbers and the resins having an epoxy group include epoxy resin oligomer, and acrylic rubber containing an epoxy group.

Examples of the rubbers and the resins having organic chlorine include acrylic rubber, chloroprene rubber (CR), epichlorohydrin rubber (CO, ECO), chlorinated polyethylene, and Polyvinyl chloride.

The thiol compound derivative of the invention can be used by mixing it with one or more of the above rubbers or resins or adding it to a multi-layer structure of the above rubbers or resins.

The rubbers or the resins containing the thiol compound derivative of the invention are useful as materials for co-crosslinking molding or co-vulcanization molding, or they are vulcanization bonded to metals to form composite materials which are useful as molding materials.

Curable Composition

The curable composition of the invention contains the thiol compound derivative.

The curable composition of the invention contains a halogen-containing crosslinking polymer and the specific thiol compound derivative. The halogen-containing crosslinking polymer, the thiol compound derivative and other components are described below.

Halogen-Containing Crosslinking Polymer

The halogen-containing crosslinking polymer for use in the invention is a high-molecular weight compound which contains halogen and is crosslinkable. The halogen is a chlorine atom, a bromine atom or an iodine atom. Of these, a chlorine atom is preferable.

As the crosslinking polymer containing a chlorine atom, chlorine-containing acrylic rubber, epichlorohydrin rubber, chloroprene rubber, chlorosulfonated polyethylene or the like can be preferably employed. Of these, chlorine-containing acrylic rubber or epichlorohydrin rubber can be more preferably employed.

Halogen-Containing Acrylic Rubber

As the halogen-containing acrylic rubber, a copolymer of (A) at least one acrylate type monomer selected from alkyl (meth)acrylates and alkoxyalkyl (meth)acrylates, (B) a crosslinking point monomer, and if necessary, (C) an ethylenically unsaturated monomer copolymerizable with the acrylate type monomer can be preferably employed.

(A) Acrylate Type Monomer

The acrylate type monomer preferably employable is alkyl (meth)acrylate or alkoxyalkyl (meth)acrylate.

As the alkyl (meth)acrylate, alkyl (meth)acrylate in which the number of carbon atoms of the alkyl group is in the range of preferably 1 to 15, more preferably 1 to 10, can be desirably employed. Examples of such alkyl (meth)acrylates include acrylic esters and methacrylic esters, such as methyl (meth)acrylate, ethyl (meth)acrylate, n-propyl (meth)acrylate, isopropyl (meth)acrylate, n-butyl (meth)acrylate, isobutyl (meth)acrylate, n-amyl (meth)acrylate, n-hexyl (meth)acrylate, 2-ethylhexyl (meth)acrylate and n-octyl (meth)acrylate. These can be used singly or in combination of two or more kinds.

By the use of such alkyl (meth)acrylates, cured products having excellent low-temperature resistance and oil resistance can be obtained. A long alkyl chain is advantageous to the low-temperature resistance but is sometimes disadvantageous to the oil resistance. Contrary, a short alkyl chain indicates a opposite tendency. Therefore, of the above alkyl (meth)acrylates, ethyl acrylate and butyl acrylate are particularly preferable from the viewpoint of a balance between the oil resistance and the low-temperature resistance.

As the alkoxyalkyl (meth)acrylate, alkoxyalkyl (meth)acrylate in which the number of carbon atoms of the alkyl group on the alkoxy group is in the range of preferably 1 to 7, more preferably 1 to 4, and the number of carbon atoms of the alkyl group bonded to an oxygen atom of acrylate is in the range of preferably 1 to 15, more preferably 1 to 10, can be desirably employed. Examples of such alkoxyalkyl (meth)acrylates include methoxyethyl (meth)acrylate, 2-methoxyethyl (meth)acrylate, ethoxymethyl (meth)acrylate, 2-ethoxyethyl (meth)acrylate, 2-butoxyethyl (meth)acrylate and 2- or 3-ethoxypropyl (meth)acrylate. These can be used singly or in combination of two or more kinds.

Of these, 2-methoxyethyl (meth)acrylate and 2-ethoxyethyl (meth)acrylate are more preferably employed.

By the use of such alkoxyalkyl (meth)acrylates, cured products having excellent low-temperature resistance and oil resistance can be obtained.

The alkyl (meth)acrylate and the alkoxyalkyl (meth)acrylate mentioned above can be used independently or in combination. When the alkyl (meth)acrylate and the alkoxyalkyl (meth)acrylate are used in combination, the alkoxyalkyl (meth)acrylate is desirably used in an amount of preferably 10 to 40% by weight, more preferably 20 to 30% by weight, based on the alkyl (meth)acrylate. By the use of the alkyl (meth)acrylate and the alkoxyalkyl (meth)acrylate in such amounts, cured products excellent not only in low-temperature resistance and oil resistance but also in ordinary state properties such as heat resistance can be obtained.

(B) Crosslinking Point Monomer

The crosslinking point monomer (B) used for preparing the halogen-containing acrylic rubber for use in the invention is a polymerizable monomer having two or more functional groups and forms a crosslinking point of the halogen-containing acrylic rubber.

Examples of such bifunctional reactive monomers include a reactive halogen-containing vinyl monomer, an epoxy

group-containing vinyl monomer, a carboxyl group-containing vinyl monomer, a diene type monomer, a hydroxyl group-containing monomer and an amide group-containing monomer.

Of these, at least one polymerizable monomer containing a reactive halogen atom is used in the invention. That is to say, as the crosslinking point monomer (B) for preparing the halogen-containing acrylic rubber for use in the invention, at least one reactive halogen-containing monomer selected from the above bifunctional monomers is used, and further a bifunctional monomer containing no halogen atom selected from the above bifunctional monomers may be used in combination.

The halogen is chlorine, bromine or iodine, and preferable is chlorine.

Of the above bifunctional reactive monomers, the polymerizable monomers containing a halogen atom include reactive halogen-containing monomers, such as chloroethyl vinyl ether, chloroethyl acrylate, vinylbenzyl chloride, vinyl chloroacetate, allyl chloroacetate and chloromethylstyrene.

When a combination of the reactive halogen-containing monomer and the bifunctional monomer containing no halogen atom is used as the crosslinking point monomer, it is preferable to use a carboxyl group-containing vinyl monomer of the above monomers.

Examples of the carboxyl group-containing vinyl monomers include monocarboxylic acids, such as acrylic acid and methacrylic acid; dicarboxylic acids, such as maleic acid, fumaric acid, itaconic acid and citraconic acid; and dicarboxylic monoesters, such as monomethyl maleate, monoethyl maleate, monobutyl maleate, monomethyl fumarate, monoethyl fumarate and monobutyl fumarate. These carboxyl group-containing vinyl monomers can be used singly or in combination of two or more kinds.

(C) Ethylenically Unsaturated Monomer

Examples of the ethylenically unsaturated monomers copolymerizable with the acrylate type monomer (A) include styrene, vinyltoluene, α -methylstyrene, vinylnaphthalene, acrylonitrile, methacrylonitrile, acrylamide, cyclohexyl acrylate, phenyl (meth)acrylate, benzyl acrylate, vinyl acetate, ethyl vinyl ether, butyl vinyl ether, ethylene, piperylene, isoprene, pentadiene, butadiene, 2-hydroxyethyl acrylate and 4-hydroxybutyl acrylate.

The above ethylenically unsaturated monomers (C) can be used singly or in combination of two or more kinds.

For the purpose of improving kneading processability, extrusion processability, etc., polyfunctional unsaturated monomers may be used when needed. Specifically, oligomers, e.g., di(meth)acrylates, such as ethylene glycol di(meth)acrylate, 1,4-butanediol di(meth)acrylate, 1,6-hexanediol di(meth)acrylate and 1,9-nonanediol di(meth)acrylate; alkylene glycols, such as neopentyl glycol di(meth)acrylate, tetraethylene glycol di(meth)acrylate, tripropylene glycol di(meth)acrylate and polypropylene glycol di(meth)acrylate; bisphenol A, EO adduct diacrylate, dimethyloltricyclodecane diacrylate, glycerol methacrylate acrylate and 3-acryloyloxyglycerol monomethacrylate may be used.

From the viewpoint of a balance between the low-temperature resistance, the oil resistance and the heat resistance, it is desirable that in the halogen-containing acrylic rubber for use in the invention, the component derived from the acrylate type monomer (A) is contained in an amount of preferably 20 to 85% by weight, more preferably 30 to 70% by weight, the component derived from the reactive halogen-containing polymerizable monomer as the crosslinking point monomer (B) is contained in an amount of preferably 0.1 to 15% by

69

weight, more preferably 0.3 to 5% by weight, and the component derived from the ethylenically unsaturated monomer (C) is contained in an amount of preferably 0 to 79.9% by weight, more preferably 10 to 60% by weight, the total of said components (A), (B) and (C) being 100% by weight.

Although the molecular weight of the halogen-containing acrylic rubber is not specifically restricted, it is desirable that the weight-average molecular weight, as measured by gel permeation chromatography (GPC), is preferably not more than 1000000, more preferably 50000 to 500000, from the viewpoints of processability and mechanical properties such as rubber strength.

Preparation of Halogen-Containing Acrylic Rubber

The halogen-containing acrylic rubber can be prepared by a publicly known process. For example, the acrylate type monomer (A) in an amount of preferably 20 to 85% by weight, more preferably 30 to 70% by weight, the reactive halogen-containing polymerizable monomer as the crosslinking point monomer (B) in an amount of preferably 0.1 to 15% by weight, more preferably 0.3 to 5% by weight, and the ethylenically unsaturated monomer (C) in an amount of preferably 0 to 79.9% by weight, more preferably 10 to 60% by weight, the total of said components (A), (B) and (C) being 100% by weight, have only to be random polymerized in the presence of a radical polymerization initiator through various processes such as solution polymerization, bulk polymerization, emulsion polymerization and suspension polymerization.

Epichlorohydrin Rubber

The epichlorohydrin rubber employable in the invention can be obtained from a homopolymer of epichlorohydrin or by copolymerizing epichlorohydrin and alkylene oxide or unsaturated oxide.

The alkylene oxide preferably used is, for example, ethylene oxide or propylene oxide. The unsaturated oxide is, for example, allyl glycidyl ether.

The epichlorohydrin rubber can be prepared by a publicly known process. Commercially available epichlorohydrin rubber is also employable.

As the copolymer of epichlorohydrin and alkylene oxide or unsaturated oxide, a copolymer obtained by reacting epichlorohydrin with alkylene oxide or the like in equimolar amounts is preferably employed, and a copolymer containing the component derived from the alkylene oxide or the unsaturated oxide in an amount of preferably 10 to 90% by weight, more preferably 40 to 60% by weight, is desirable.

Although the molecular weight of the epichlorohydrin rubber is not specifically restricted, it is desirable that the weight-average molecular weight, as measured by gel permeation chromatography (GPC), is preferably not more than 200000, more preferably 5000 to 100000, from the viewpoints of processability and mechanical properties such as rubber strength.

Other Halogen-Containing Crosslinking Polymers


Examples of other halogen-containing crosslinking polymers employable in the invention include chloroprene rubber, chlorosulfonated polyethylene, chlorinated polyethylene and Polyvinyl chloride. As such polymers, commercially available ones can be employed.

Thiol Compound Derivative

The curable composition of the invention, which contains the halogen-containing crosslinking polymer, contains a thiol

70

compound derivative having at least one functional group represented by the following formula (17) in one molecule.



wherein A, R¹, R² and R³ are the same as A, R¹, R² and R³ in the aforesaid formula (2).

The compound having a functional group represented by the formula (17) for use in the invention is, for example, a derivative of 1,3,5-triazine-2,4,6-trithiol or 1,3,5-triazine-2,4-dithiol, and is a compound wherein the hydrogen atom of the thiol group (—SH) of the above thiol compound is substituted with a specific substituent. The thiol compound derivative can be obtained by reacting a compound having a thiol group (—SH), such as triazinethiol, with vinyl ethers.

Examples of the thiol compound derivatives include the aforesaid thiol compound derivatives of the invention, such as trithiol compound derivatives, dithiol compound derivatives and monothiol compound derivatives.

In addition to the above thiol compound derivatives, a thiol compound derivative obtained by contacting the trithiol compound or the dithiol compound with polyvalent vinyl ether is also available. The thiol compound derivative obtained by the reaction with polyvalent vinyl ether is a polymer-like compound.

In the above case, the resulting thiol compound derivative is a compound wherein all or a part of hydrogen atoms of thiol groups of triazinethiol that is a starting material are replaced with the polyvalent vinyl ether, and in general, the polyvalent vinyl ether reacts with another triazinethiol to form a crosslinked structure.

The thiol compound derivative contained in the curable composition of the invention is a compound wherein all or a part of hydrogen atoms of thiol groups of the thiol compound that is a starting material are replaced with vinyl ethers or the like, and by controlling the compounding ratio between the thiol compound and the vinyl ethers or the like, a desired thiol compound derivative can be obtained.

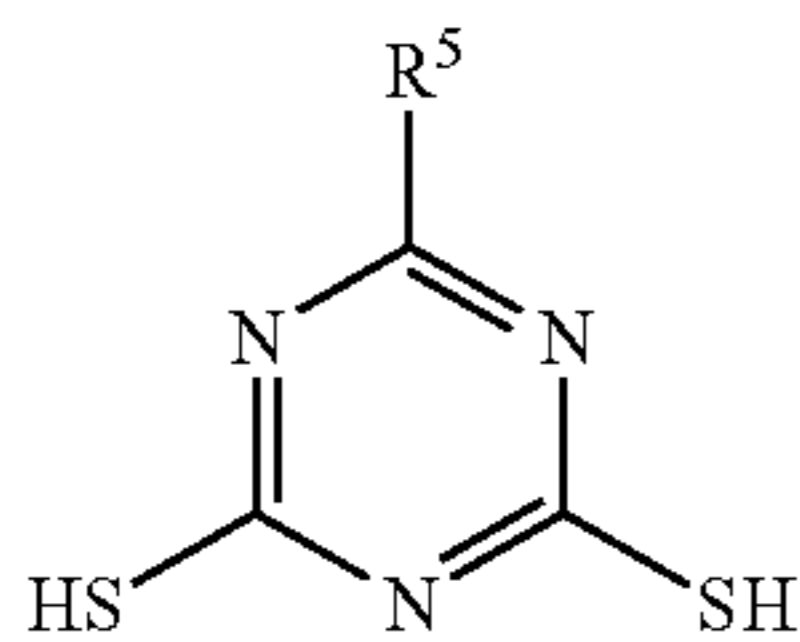
When monovinyl ether is used as the vinyl ether, the thiol compound derivative can be favorably obtained by the aforesaid process for preparing the thiol compound derivative of the invention.

When polyvalent vinyl ether is used as the vinyl ether, the thiol compound derivative can be obtained in the following manner.

The thiol compound represented by the aforesaid formula (18) or (19), namely, the thiol compound represented by the following formula (18) or (19) (wherein R⁵ is the same as that of aforesaid), is contacted with the polyvalent vinyl ether to obtain a thiol compound derivative.



-continued



The thiol compound derivative thus obtained is a compound wherein all or a part of hydrogen atoms of thiol groups of the thiol compound that is a starting material are replaced with polyvalent vinyl ether, and in general, the polyvalent vinyl ether reacts with another thiol compound to form a crosslinked structure.

The compounding ratio between the thiol compound and the polyvalent vinyl ether usually varies depending upon the thiol compound and the polyvalent vinyl ether used, so that preferred compounding ratios, etc. due to the type of the thiol compound are described below.

(i) Reaction of Trithiol Compound (18) with Polyvalent Vinyl Ether

(1) When the trithiol compound (18) is used as a starting material and all or a part of hydrogen atoms of three thiol groups (—SH) are replaced with divinyl ether to obtain a thiol compound derivative, the divinyl ether is desirably used in an amount of preferably 1.5 to 20 mol, more preferably 3 to 10 mol, based on 1 mol of the trithiol compound (18). In this case, though the divinyl ether may form a crosslinked structure together with the thiol compound, it is also possible that the divinyl ether does not form a crosslinked structure and a compound having a functional group represented by the aforesaid formula (5) is produced.

It is presumed that the divinyl ether having reacted with the thiol compound further reacts with another trithiol compound to form a crosslinked structure, as described above. More specifically, it is presumed that the end vinyl group of the functional group represented by, for example, the aforesaid formula (5) reacts with another thiol compound.

(2) When the trithiol compound (18) is used as a starting material and trivinyl ether is used as the polyvalent vinyl ether, the trivinyl ether is desirably used in an amount of preferably 1 to 15 mol, more preferably 3 to 10 mol, based on 1 mol of the trithiol compound (18). In this case, similarly to the case of using the divinyl ether, it is presumed that the trivinyl ether forms a crosslinked structure together with the thiol compound. In the resulting product, a thiol compound derivative wherein the trivinyl ether does not form a crosslinked structure may be present.

(3) When the trithiol compound (18) is used as a starting material and tetravinyl ether is used as the polyvalent vinyl ether, the tetravinyl ether is desirably used in an amount of preferably 0.75 to 10 mol, more preferably 3 to 7 mol, based on 1 mol of the trithiol compound (18). In this case, similarly to the case of using the divinyl ether, it is presumed that the tetravinyl ether forms a crosslinked structure together with the thiol compound. In the resulting product, a thiol compound derivative wherein the tetravinyl ether does not form a crosslinked structure may be present.

The thiol compound derivative obtained from the trithiol compound (18) and the polyvalent vinyl ether as described above is a composition having a crosslinked structure and having plural kinds of molecular weights, and is usually oligomer-like or polymer-like.

The viscosity of the thiol compound derivative is desired to be in the range of preferably 10 to 10000 cps, more preferably 1000 to 5000 cps.

The weight-average molecular weight of the thiol compound derivative is desired to be in the range of preferably 400 to 10000, more preferably 1000 to 5000.

(ii) Reaction of Dithiol Compound (19) with Polyvalent Vinyl Ether

(1) When the dithiol compound (19) is used as a starting material and all or a part of hydrogen atoms of two thiol groups (—SH) are replaced with divinyl ether to obtain a thiol compound derivative, the divinyl ether is desirably used in an amount of preferably 1 to 20 mol, more preferably 3 to 10 mol, based on 1 mol of the dithiol compound (19). In this case, though the divinyl ether may form a crosslinked structure together with the thiol compound, a thiol compound derivative wherein the divinyl ether does not form a crosslinked structure may be produced.

(2) When the dithiol compound (19) is used as a starting material and trivinyl ether is used as the polyvalent vinyl ether, the trivinyl ether is desirably used in an amount of preferably 0.7 to 10 mol, more preferably 3 to 7 mol, based on 1 mol of the dithiol compound (19). In this case, similarly to the case of using the divinyl ether, it is presumed that the trivinyl ether forms a crosslinked structure together with the thiol compound. In the resulting product, a thiol compound derivative wherein the trivinyl ether does not form a crosslinked structure may be present.

(3) When the dithiol compound (19) is used as a starting material and tetravinyl ether is used as the polyvalent vinyl ether, the tetravinyl ether is desirably used in an amount of preferably 0.5 to 7 mol, more preferably 1 to 5 mol, based on 1 mol of the dithiol compound (19).

The thiol compound derivative obtained from the dithiol compound (19) and the polyvalent vinyl ether as described above is a composition having a crosslinked structure and having plural kinds of molecular weights, and is usually oligomer-like or polymer-like.

The viscosity of the thiol compound derivative is desired to be in the range of preferably 10 to 10000 cps, more preferably 100 to 1000 cps.

The weight-average molecular weight of the thiol compound derivative is desired to be in the range of preferably 400 to 10000, more preferably 1000 to 5000.

Vulcanization Accelerator

In the present invention, in addition to the halogen-containing crosslinking polymer and the thiol compound derivative, an organic acid metal salt is preferably used as the vulcanization accelerator, and an alkali metal salt of an organic carboxylic acid and/or an alkaline earth metal salt of an organic carboxylic acid is more preferably used.

Examples of the alkali metal salts of organic carboxylic acids employable herein include lithium salts, potassium salts and sodium salts of organic carboxylic acids such as saturated fatty acids of 3 to 18 carbon atoms, unsaturated fatty acids of 3 to 18 carbon atoms, aliphatic dicarboxylic acids and aromatic carboxylic acids. More specifically, there can be mentioned sodium stearate, potassium stearate, sodium oleate, potassium oleate, sodium 2-ethylhexanoate, sodium tartrate, potassium tartrate, sodium propionate and sodium acetate. Of these, potassium salts or sodium salts of fatty acids of 8 to 18 carbon atoms are particularly preferable. The potassium salts generally have a tendency to increase the vulcanizing rate as compared with the sodium salts.

Examples of the alkaline earth metal salts of organic carboxylic acids employable herein include magnesium salts, calcium salts, barium salts and zinc salts of organic carboxylic acids such as saturated fatty acids of 1 to 18 carbon atoms, unsaturated fatty acids of 3 to 18 carbon atoms, aliphatic dicarboxylic acids and aromatic carboxylic acids. More specifically, there can be mentioned magnesium stearate, calcium stearate, barium oleate, magnesium tartrate and calcium propionate. Of these, calcium salts or barium salts of fatty acids of 8 to 18 carbon atoms are particularly preferable.

Vulcanization Supplement Accelerator

The curable composition of the invention preferably contains a vulcanization supplement accelerator together with the vulcanization accelerator. As the vulcanization supplement accelerator, a publicly known vulcanization supplement accelerator is employable. Examples of such vulcanization supplement accelerators include oxides of metals such as Mg, Ca, Ba, Zn, Na, K, Li, Fe and Cu, hydroxides, carbonates, dialkyldithiocarbamates, borates, phosphates, silicates, hydrotalcite, quaternary ammonium salt, phosphonium salt, polyethylene glycol, polyethylene glycol monoalkyl ether and polyethylene glycol dialkyl ether.

More specifically, there can be mentioned magnesium oxide, magnesium hydroxide, barium hydroxide, magnesium carbonate, barium carbonate, calcium oxide, calcium hydroxide, calcium carbonate, calcium silicate, calcium phthalate, zinc oxide, tin oxide, lead oxide, zinc dibutylthiocarbamate, barium metaborate, cetyl trimethylammonium bromide and polyethylene glycol #600. The metal oxides, the metal hydroxides and the carbonates function as acid acceptors to increase the vulcanization acceleration effect. For controlling the crosslinking reaction rate, vulcanization retarders (premature crosslinking inhibitors), such as N-(cyclohexylthio)phthalimide, sulfonamide derivatives and organic acids, may be used.

They can be used singly or in combination of plural kinds.

In the present invention, it is desirable to use, as the vulcanization supplement accelerator, an onium compound, such as an ammonium compound, a phosphonium compound, an arsonium compound, a stibonium compound, a sulfonium compound, a selenonium compound, a stannonium compound or an iodonium compound.

Examples of the onium compounds preferably employable as the vulcanization supplement accelerator in the invention include quaternary ammonium compounds, such as methyltrioctylammonium chloride, laurylpyridinium chloride, tetraheptylammonium chloride, tetrabutylammonium stearate and cetylmethylammonium bromide; and quaternary phosphonium salts, such as methyltrioctylphosphonium tetrafluoroborate, benzyltrioctylphosphonium bromide, benzyltrioctylphosphonium chloride, methyltrioctylphosphonium acetate, methyltrioctylphosphonium dimethyl phosphate and methyltrioctylphosphonium chloride.

In the present invention, polyalkylene oxides such as polyethylene oxide and polypropylene oxide are also preferably used as the vulcanization supplement accelerator.

Anti-Aging Agent

It is also preferable that the curable composition of the invention contains an anti-aging agent in addition to the halogen-containing crosslinking polymer and the thiol compound derivative. As the anti-aging agent, an anti-aging agent of amine type, quinoline type, phenol type, phosphite ester type or thioether type is preferably employed.

In an acrylic rubber composition, a diphenylamine type anti-aging agent such as 4,4-bis(α,α -dimethylbenzyl)diphenylamine is usually used singly, but in the present invention, it is desirable to use a diphenylamine-type anti-aging agent and a sulfur type anti-aging agent or a phosphorus type anti-aging agent in combination.

Preferred examples of the sulfur type anti-aging agents include thioether type compounds, such as dilauryl 3,3-thiodipropionate, distearyl 3,3-thiodipropionate and pentaerythritol tetrakis (3-laurylthiopropionate). Preferred examples of the phosphorus type anti-aging agents include phosphorous acid type compounds, such as tris(nonylphenyl) phosphite.

Other Compounding Ingredients

The curable composition of the invention may further contain, as compounding ingredients, additives other than the above-mentioned ones within limits not detrimental to the objects of the present invention. Examples of such compounding ingredients include a reinforcing agent, a filler, a plasticizer, a processing aid, a pigment, a lubricant and a resin other than the halogen-containing crosslinking polymer.

Curable Composition

The curable composition of the invention contains the halogen-containing crosslinking polymer and the thiol compound derivative, and can further contain an organic acid metal salt, a vulcanization supplement accelerator, an anti-aging agent, a reinforcing agent, a filler, a plasticizer, a pigment, a processing aid, a lubricant, etc., when needed.

The process for preparing the curable composition comprising the halogen-containing crosslinking polymer and the thiol compound derivative is not specifically restricted, and the composition can be prepared by a publicly known process. For example, the components are blended, kneaded by, for example, a roll or a closed kneader, and then vulcanization molded under the crosslinking conditions publicly known.

The amount of the thiol compound derivative in the curable composition is desired to be in the range of preferably 0.1 to 5% by weight, more preferably 1 to 3% by weight, based on the halogen-containing crosslinking polymer.

If the amount of the thiol compound derivative is less than 0.1% by weight, the crosslink density is sometimes decreased. If the amount thereof is more than 5% by weight, the crosslink density becomes so high that the molded product sometimes becomes brittle.

The curable composition obtained can be crosslinked by heating. The crosslinking molding temperature is preferably in the range of about 130 to 200° C. If the crosslinking temperature is lower than 130° C., the composition is not crosslinked or is insufficiently crosslinked in some cases. If the crosslinking temperature is higher than 200° C., the crosslinking reaction proceeds so rapidly that the molding failure may occur.

The crosslinking time varies depending upon the crosslinking method, temperature or the shape and is not restricted, but usually, it is in the range of 1 minute to 5 hours. The heating method is not specifically restricted, and heating can be carried out by means of press, steam, oven, hot air or the like.

The curable composition of the invention uses the specific compound derivative as a crosslinking agent. That is to say, the thiol group ($-SH$) of the thiol compound derivative is protected by a group derived from the vinyl ether or the like,

so that when the thiol compound derivative is used as a vulcanizing agent for a chlorine-containing acrylic rubber, etc., excellent storage stability is exhibited, and for example, gelation of the rubber in the processing stage or the subsequent storing stage can be inhibited. Further, in the vulcanization molding or the crosslinking molding, the protective group derived from the vinyl ether or the like can be eliminated by heating or other means to easily regenerate the thiol compound having —SH group. Therefore, the inherent reactivity can be easily restored to efficiently perform vulcanization or crosslinking of a chlorine-containing acrylic rubber or a resin containing an epoxy group, and as a result, a crosslinked product excellent in various properties can be obtained.

Elimination of the protective group derived from the vinyl ether or the like is preferably carried out by the use of an acid catalyst. Examples of such acid catalysts include halogenocarboxylic acid, sulfonic acid, sulfuric monoester, phosphoric monoester, phosphoric diester, boric monoester and boric diester.

After regeneration of the thiol group, the thiol compound derivative of the invention participates in the addition to a double bond, addition to an epoxy ring or substitution of organic chlorine. The thiol compound derivative can be used singly, or can be used in combination with an accelerator, a dehalogenating agent or the like.

The molded product obtained as above through crosslinking has excellent hardness, tensile strength and compression set, and is useful for hoses, sealing parts and the like.

The thiol compound derivative of the invention is useful as a crosslinking agent of a curable composition consisting of rubber, resin, etc., and a composition containing the thiol compound derivative of the invention is excellent in storage stability before molding-cure because the reaction of the thiol compound is restrained. In the molding of the composition, the thiol compound having high reactivity can be easily regenerated by heat, and hence, curing can be carried out rapidly at any time. Further, by the use of the thiol compound derivative of the invention as a vulcanizing agent of a curable composition, it becomes unnecessary to add a premature vulcanization inhibitor for controlling storage properties or curability, which sometimes deteriorates various properties of a cured product. Hence, a cured product excellent in various properties can be obtained.

Furthermore, because the thiol compound derivative in the curable composition of the invention is protected by a specific protective group to thereby restrain the reaction, the curable composition exhibits excellent storage stability when stored before the molding-cure. In the molding of the curable composition, the thiol compound having high reactivity can be easily regenerated by heat, and hence, curing can be carried out rapidly at any time. By the use of the thiol compound derivative of the invention as a vulcanizing agent of a curable composition, it becomes unnecessary to add a premature vulcanization inhibitor for controlling storage properties or curability, which sometimes deteriorates various properties of a cured product. Hence, a cured product excellent in various properties can be obtained. Moreover, when the curable composition of the invention contains a specific vulcanization accelerator, a specific vulcanization supplement accelerator and a specific anti-aging agent, the composition is excellent in

storage stability, crosslinking rate and physical properties of its crosslinked molded product with a better balance of those properties.

EXAMPLE

The present invention is further described with reference to the following examples, but it should be construed that the invention is in no way limited to those examples.

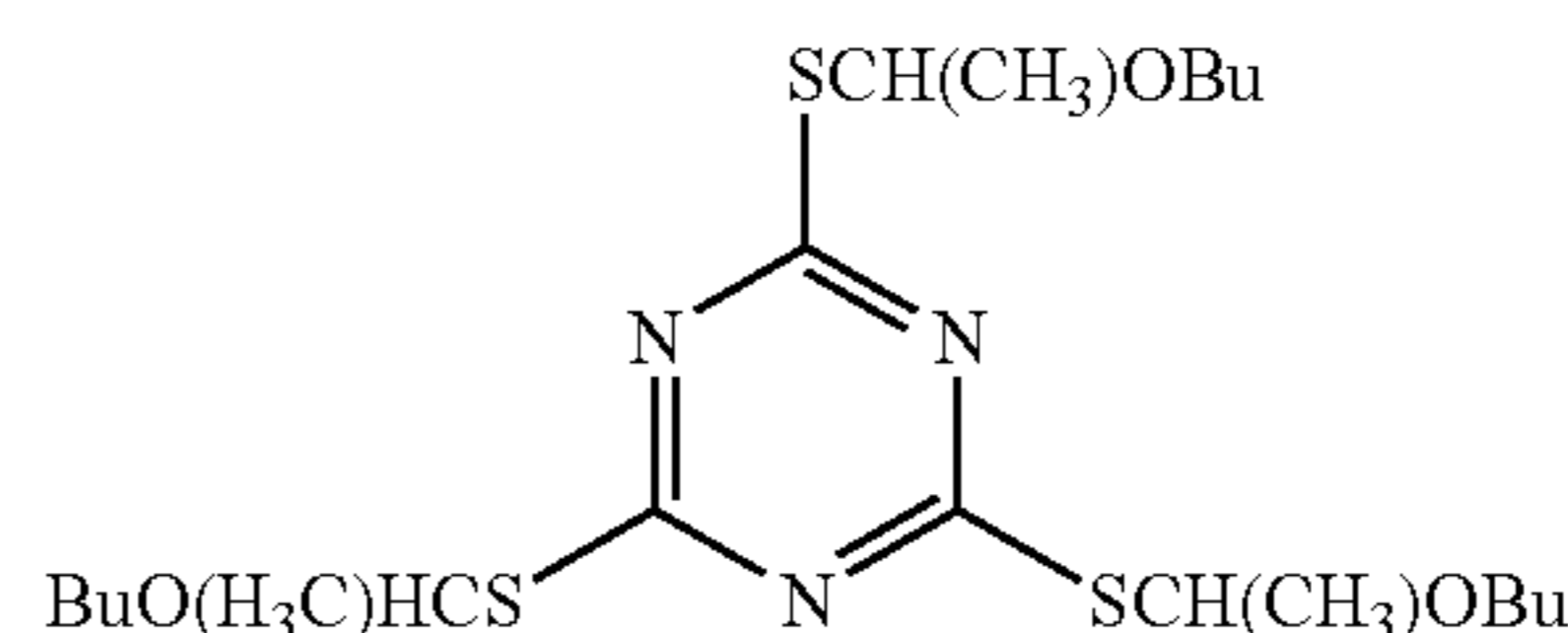
In the following examples and comparative examples, IR measurements were carried out by the use of FT/IR-7000 type Fourier transform infrared spectrophotometer (manufactured by Nippon Bunko Kogyo K. K.).

Example 1

In a four-necked flask equipped with a thermometer, a reflux condenser and a stirrer, 35.46 g (0.2 mol) of 1,3,5-triazine-2,4,6-trithiol, 0.3 g of acid butyl phosphate (AP-4, available from Daihachi Kagaku Kogyo K. K.), 72.1 g (0.72 mol) of n-butyl vinyl ether and 190 g of acetone were placed, and they were stirred and reacted at 70° C. until a homogeneous solution was obtained. After the reaction was completed, the reaction solution was cooled and concentrated to obtain a yellow liquid containing crystals. The crystals were separated by filtration to obtain 89.1 g of a viscous yellow liquid (thiol compound derivative A).

The viscous yellow liquid thus obtained was applied to a KRS-5 cell to measure an IR absorption spectrum. A chart of the measurement result is shown in FIG. 1. An IR absorption spectrum of 1,3,5-triazine-2,4,6-trithiol which was a starting material was also measured by the KBr tablet method. A chart of the measurement result is shown in FIG. 2.

As can be seen from FIG. 1, absorption at about 1619 cm⁻¹, that is absorption by the double bond of n-butyl vinyl ether, disappears. As can be seen from FIG. 1, further, absorption at about 1590 cm⁻¹, that is absorption by the SH bond (enol structure) or the C=S bond (keto structure) of the 1,3,5-triazine-2,4,6-trithiol and appears in FIG. 2, also disappears. From the results, it has been confirmed that the viscous yellow liquid A, which was the resulting product, was an adduct of 1,3,5-triazine-2,4,6-trithiol with n-butyl vinyl ether, namely, a thiol compound derivative of the following formula wherein the thiol group was added to the vinyl group. The yield of the product (thiol compound derivative A) was 93% based on the 1,3,5-triazine-2,4,6-trithiol.



Then, a part of the resulting viscous yellow liquid A was heated at a temperature of 180° C. for 5 minutes in the atmosphere. As a result, the liquid became a solid. When an IR absorption spectrum of the solid was measured by the KBr tablet method, a result shown in FIG. 3 was obtained. In the IR absorption spectrum of FIG. 3, there is absorption at about 1590 cm⁻¹ assigned to the 1,3,5-triazine-2,4,6-trithiol which was a starting material, and it has been confirmed that the protective group of the resulting compound represented by the aforesaid formula was eliminated by heat and the starting material compound was formed.

Example 2

A viscous yellow liquid (thiol compound derivative B) of 91.0 g was obtained in the same manner as in Example 1, except that instead of 72.1 g (0.72 mol) of n-butyl vinyl ether, isobutyl vinyl ether was used in the same amount. The viscous yellow liquid thus obtained was applied to a KRS-5 cell to measure an IR absorption spectrum. A chart of the measurement result is shown in FIG. 4.

As can be seen from FIG. 4, absorption at about 1621 cm^{-1} assigned to the double bond of isobutyl vinyl ether disappears. As can be seen from FIG. 4, further, absorption at about 1590 cm^{-1} , that is assigned to the SH bond (enol structure) or the C=S bond (keto structure) of the 1,3,5-triazine-2,4,6-trithiol and appears in FIG. 2, also disappears. From the results, it has been confirmed that the resulting product B was an adduct of 1,3,5-triazine-2,4,6-trithiol with isobutyl vinyl ether, namely, a thiol compound derivative wherein the thiol group was added to the vinyl group. The yield of the product (thiol compound derivative B) was 93% based on the 1,3,5-triazine-2,4,6-trithiol.

Then, a part of the resulting viscous yellow liquid B was heated at a temperature of 180°C . for 5 minutes in the atmosphere. As a result, the liquid became a solid. When an IR absorption spectrum of the solid was measured by the KBr tablet method, a result shown in FIG. 5 was obtained. In the IR absorption spectrum of FIG. 5, there is absorption at about 1590 cm^{-1} assigned to the 1,3,5-triazine-2,4,6-trithiol which was a starting material, and it has been confirmed that the

protective group of the resulting compound was eliminated by heat and the starting material compound was formed.

Examples 3 to 7, Comparative Examples 1 to 5

The viscous yellow liquid A obtained in Example 1 and the viscous yellow liquid B obtained in Example 2 were each blended with the components shown in Table 7 in the proportions shown in Table 7 and kneaded by an 8-inch open roll to prepare curable compositions.

As the Mooney scorch of the resulting curable compositions before curing, values immediately after blending and values after storage for 7 days under the conditions of a temperature of 40°C . and a relative humidity (RH) of 40% were measured by the method of JIS K 6300.

The curable compositions were heated at 180°C . for 8 minutes to perform primary vulcanization and then further heated at 175°C . for 4 hours to perform secondary vulcanization and thereby cured. The resulting cured products were measured on the hardness, tensile strength, elongation and compression set. The secondary vulcanization products were further heated at 175°C . for 70 hours and then measured on the rate of change in hardness, rate of change in tensile strength and rate of change in elongation. Measurements of the properties were made in accordance with JIS K 6301. The results are set forth in Table 8.

Further, vulcanizing rates of the compositions obtained in the examples and the comparative examples were measured by the use of a curelometer V type (manufactured by Orientech K. K.). The curelometer curves obtained are shown in FIG. 6.

TABLE 7

	Ex. 3	Ex. 4	Ex. 5	Ex. 6	Ex. 7	Comp. Ex. 1	Comp. Ex. 2	Comp. Ex. 3	Comp. Ex. 4	Comp. Ex. 5
Acrylic rubber 1	100					100	100			
Acrylic rubber 2		100	100					100		
Acrylic rubber 3				100					100	
Epichlorohydrin rubber					100					100
Stearic acid	1	1	1	1	2	1	1	1	1	2
Diablock H	60	55	55	55		60	60	55	55	
SEAST GSO					40					40
NOCRAC CD	2	2	2	2	2	2	2	2	2	2
TCY						0.7	0.7	0.4	0.6	0.9
TCYBVE	1.5	0.9		1.3	2.0					
TCYIBVE			0.9							
NS Soap	3	3	3	3		3	3	3	3	
MgO #150					1.5					1.5
PVI							1			

Notes:

In the table, a unit for each numerical value is part by weight.

Acrylic rubber 1: acrylic rubber obtained by polymerizing ethyl acrylate, butyl acrylate, methoxyethyl acrylate and chloromethylstyrene (charge weight ratio = 50:20:30:1.5) by conventional procedure

Acrylic rubber 2: acrylic rubber obtained by polymerizing ethyl acrylate, butyl acrylate, methoxyethyl acrylate and vinyl chloroacetate (charge weight ratio = 40:40:50:2) by conventional procedure

Acrylic rubber 3: acrylic rubber obtained by polymerizing ethyl acrylate, butyl acrylate, methoxyethyl acrylate and chloroethyl vinyl ether (charge weight ratio = 50:20:30:5) by conventional procedure

Epichlorohydrin rubber: Epichlomer C (available from Osaka Soda K.K.)

Diablock H: available from Mitsubishi Chemical Corporation, HAF carbon black

SEAST GSO: available from Tokai Carbon K.K., FEF carbon black

NOCRAC CD: available from Ouchi Shiko Kagaku K.K., secondary amine type anti-aging agent

TCY: 1,3,5-triazine-2,4,6-trithiol

TCYBVE: thiol compound derivative prepared in Example 1

TCYIBVE: thiol compound derivative prepared in Example 2

NS Soap: available from Kao Soap Co., Ltd., semi-hard beef tallow fatty acid soda

MgO #150: available from Kyowa Kagaku K.K., magnesium oxide

PVI: available from Japan Monsanto K.K., N-cyclohexylthiophthalimide (premature vulcanization inhibitor)

TABLE 8

	Ex. 3	Ex. 4	Ex. 5	Ex. 6	Ex. 7	Comp. Ex. 1	Comp. Ex. 2	Comp. Ex. 3	Comp. Ex. 4	Comp. Ex. 5
<u>Mooney scorch (125° C.)</u>										
ML1 + 4	69	58	63	69	33	impossible	100	impossible	62	57
t5 (min)	5.8	12.1	13.0	20.4	15.7	impossible	2.9	impossible	10.4	10.8
<u>Mooney scorch (125° C.) after storage of 40° C., 40% RH and 7 days</u>										
ML1 + 4	53	46	40	34	48	unmeasured	impossible	unmeasured	38	92.5
t5 (min)	6.2	6.7	6.9	21.0	9.8	unmeasured	impossible	unmeasured	13.5	6.5
<u>Properties after secondary vulcanization</u>										
Hardness(JIS-A)	7.4	63	62	69	60	unmeasured	73	unmeasured	67	63
Tensile strength (MPa)	12.4	10.8	11.3	11.0	7.3	unmeasured	12.1	unmeasured	11.7	9.5
Elongation (%)	160	220	240	220	360	unmeasured	190	unmeasured	210	410
Compression set (%) (150° C., 70 hrs)	13	11	10	12	26	unmeasured	19	unmeasured	17	32
<u>Properties after heating of secondary vulcanization product</u>										
Rate of change in hardness (%)	+3	+5	+7	+7	-23	unmeasured	+5	unmeasured	+6	-25
Rate of change in tensile strength (%)	-8	-4	+1	-6	-92	unmeasured	-8	unmeasured	-3	-95
Rate of change in elongation (%)	+5	-18	-4	-9	-56	unmeasured	-5	unmeasured	-10	-76

Notes:

In the table, the term "impossible" means that the measurement is impossible.

When triazinetrithiol publicly known and the acrylic rubber 1 obtained by copolymerization with chloromethylstyrene as a crosslinking group were used (Comparative Example 1) or when triazinetrithiol publicly known and the acrylic rubber 2 obtained by copolymerization with vinyl chloroacetate as a crosslinking group were used (Comparative Example 3), curing proceeded so rapidly that the Mooney viscosity and the scorch time could not be measured. Even if the premature vulcanization inhibitor was added (Comparative Example 2), the Mooney scorch after storage for 7 days at 40° C. and 40% RH was immeasurable, and the long-term storage stability was poor.

On the other hand, when the thiol compound derivative obtained in Example 1 or 2 and the acrylic rubber 1 obtained by copolymerization with chloromethylstyrene as a crosslinking group or the acrylic rubber 2 obtained by copolymerization with vinyl chloroacetate as a crosslinking group were used (Examples 3 to 5), the long-term stability and the curability were both satisfactory, and besides, the properties were excellent.

When triazinetrithiol publicly known and the acrylic rubber 3 obtained by copolymerization with chloroethyl vinyl ether as a crosslinking group were used (Comparative Example 4), the compression set was poorer as compared with the case where the thiol compound derivative obtained in Example 1 and the acrylic rubber 3 were used (Example 6).

When triazinetrithiol publicly known and epichlorohydrin were used (Comparative Example 5), the storage properties, curability and compression set were poorer as compared with

the case where the thiol compound derivative obtained in Example 1 and the epichlorohydrin rubber were used (Example 7).

When curelastometer curves of the compositions of Examples 3 to 7 and Comparative Examples 2, 4 and 5 at a crosslinking temperature of 180° C. were measured, results shown in FIG. 9 were obtained. Measurements of the curelastometer curves were made in accordance with JIS K 6300 using a curelastometer V type (manufactured by Orientech K. K.). The measurements were made under the conditions of an amplitude of $\pm 1^\circ$ and a frequency of 100 cps. In FIG. 6, the curelastometer curves of the compositions of Examples 3 to 7 and Comparative Examples 2, 4 and 5 are shown.

TABLE 9

	tc ₁₀ (min)	tc ₉₀ (min)	t _{Δ80} (min)	T ₁₀ (kg · cm)	M _L (kg · cm)	M _H (kg · cm)
Ex. 3	0.76	4.51	3.75	9.2	2.2	9.4
Ex. 4	0.85	4.60	3.75	7.7	2.0	7.8
Ex. 5	0.86	4.61	3.75	7.8	1.8	7.9
Ex. 6	1.92	8.25	6.33	8.3	1.9	8.8
Ex. 7	2.55	8.99	6.44	5.1	1.6	5.7
Comp. Ex. 2	0.58	5.28	4.70	8.3	2.3	8.5
Comp.	1.83	8.41	6.58	7.3	2.2	7.8

TABLE 9-continued

	t_{c10} (min)	t_{c90} (min)	$t_{\Delta 80}$ (min)	T_{10} (kg · cm)	M_L (kg · cm)	M_H (kg · cm)
Ex. 4						
Comp.	2.37	8.97	6.60	6.3	2.1	6.9
Ex. 5						

t_{c10} (min): time required for torque to reach 10% of ($M_H - M_L$); this means an induction period (scorch time).

t_{c90} (min): time required for torque to reach 90% of ($M_H - M_L$); this means the highest vulcanization point.

$t_{\Delta 80}$ (min): value of $t_{c90} - t_{c10}$; this is a vulcanizing rate index of a certain kind.

T_{10} (kg · cm): value of torque after 10 minutes from the beginning of the test

M_L (kg · cm): minimum value of torque

M_H (kg · cm): maximum value of torque

Examples 8 to 33, Comparative Example 6

The viscous yellow liquid B obtained in Example 2, the acrylic rubber of ethyl acrylate/butyl acrylate/methoxyethyl

acrylate/vinyl chloroacetate (40/40/20/2) and the components shown in Table 10, Table 11 and Table 12 except the vulcanizing agent and the vulcanization accelerator were kneaded by a 3.6-liter Banbury mixer (manufactured by Kobe Steel, Ltd.), then the vulcanizing agent and the vulcanization accelerator were added, and they were kneaded by an open roll to prepare curable compositions shown in Table 10, Table 11 and Table 12.

As the Mooney scorch of the resulting curable compositions before curing, values immediately after blending and values after storage for 7 days under the conditions of a temperature of 40° C. and a relative humidity (RH) of 40% were measured by the method of JIS K 6300.

The curable compositions were subjected to press vulcanization molding at 180° C. for 8 minutes to perform primary vulcanization and then further subjected to secondary vulcanization at 175° C. for 4 hours to cure them. Properties of the primary vulcanization products and the secondary vulcanization products are set forth in Table 13, Table 14 and Table 15.

TABLE 10

(Composition)									
	Ex. 8	Ex. 9	Ex. 10	Ex. 11	Ex. 12	Ex. 13	Ex. 14	Ex. 15	Comp. Ex. 6
Acrylic rubber*1	100	100	100	100	100	100	100	100	100
Stearic acid	1	1	1	1	1	1	1	1	1
4,4'-Bis(α,α -dimethylbenzyl)diphenylamine	2	2	2		2	2	2	2	2
MAF (N550) carbon	50	50	50	50	50	50	50	50	50
SRF (N774) carbon	35	35	35	35	35	35	35	35	35
Thiol compound derivative B	1	1	1	1	1	1	1	1	
Sodium stearate	3			3	3		3	3	
Potassium stearate		3							
Calcium stearate			3						
Barium stearate				3					
Magnesium stearate					3				
Zinc stearate							3		
Aluminum stearate								3	
2,4,6-Trimercapto-S-triazine									0.5
Zinc dibutyldithiocarbamate									2

Notes:

In the table, a unit for each numerical value is part by weight.

Acrylic rubber*1: acrylic rubber of ethyl acrylate/butyl acrylate/methoxyethyl acrylate/vinyl chloroacetate (40/40/20/2)

TABLE 11

(Composition)										
	Ex. 16	Ex. 17	Ex. 18	Ex. 19	Ex. 20	Ex. 21	Ex. 22	Ex. 23	Ex. 24	Ex. 25
Acrylic rubber*1	100	100	100	100	100	100	100	100	100	100
Stearic acid	1	1	1	1	1	1	1	1	1	1
4,4'-Bis(α,α -dimethylbenzyl)diphenylamine	2	2	2	2		2	2	2	2	2
MAF (N550) carbon	50	50	50	50	50	50	50	50	50	50
SRF (N774) carbon	35	35	35	35	35	35	35	35	35	35
Thiol compound derivative B	1	1	1	1	1	1	1	1	1	1
Sodium stearate	3	3	3	3	3	3	3	3	3	3
Cetylmethylammonium bromide	0.005	0.05	0.5							
Magnesium oxide					2					
Calcium hydroxide						2				
Calcium carbonate							2			
Zinc oxide								2		
Lead oxide									2	
Hydrotalcite DHT-4A										2

Notes:

In the table, a unit for each numerical value is part by weight.

Acrylic rubber*1: acrylic rubber of ethyl acrylate/butyl acrylate/methoxyethyl acrylate/vinyl chloroacetate (40/40/20/2)

TABLE 12

(Composition)								
	Ex. 26	Ex. 27,	Ex. 28	Ex. 29	Ex. 30	Ex. 31	Ex. 32	Ex. 33
Acrylic rubber* ¹	100	100	100	100	100	100	100	100
Stearic acid	1	1	1	1	1	1	1	1
4,4'-Bis(α,α -dimethylbenzyl)diphenylamine	2	2	2		2	2	2	2
MAF (N550) carbon	50	50	50	50	50	50	50	50
SRF (N774) carbon	35	35	35	35	35	35	35	35
Thiol compound derivative B	1	1	1	1	1	1	1	1
Sodium stearate	3	3	3	3	3	3	3	3
NOCRAC CD* ²	2	2	2					
NOCRAC 400* ³				2				
NOCRAC TNP* ⁴					2			
NOCRAC MB* ⁵						2		
NOCRAC NEC* ⁶							2	
NOCRAC NS-10-N* ⁷								2

Notes:

In the table, a unit for each numerical value is part by weight.

*¹Acrylic rubber: acrylic rubber of ethyl acrylate/butyl acrylate/methoxyethyl acrylate/vinyl chloroacetate (40/40/20/2)

*NOCRAC: available from Ouchi Shinko Kagaku Kogyo K.K., anti-aging agent

*²NOCRAC CD: amine type anti-aging agent (4,4'-bis(α,α -dimethylbenzyl)diphenylamine)

*³NOCRAC 400: thioether type anti-aging agent (dilauryl thiopropionate)

*⁴NOCRAC TNP: phosphorus type anti-aging agent (trinylphenyl phosphite)

*⁵NOCRAC MB: imidazole type anti-aging agent (2-mercaptobenzoimidazole)

*⁶NOCRAC NEC: carbamate type anti-aging agent (nickel diethyldithiocarbamate)

*⁷NOCRAC NS-10-N: thiourea type anti-aging agent (1,3-bis(dimethylaminopropyl)-2-thiourea)

TABLE 13

(Properties)									
	Ex. 8	Ex. 9	Ex. 10	Ex. 11	Ex. 12	Ex. 13	Ex. 14	Ex. 15,	Comp. Ex. 6
Properties in unvulcanized state (stability)									
Mooney scorch 125° C. (initial value)									
ML1 + 4	51	60	51	52	51	48	50	48	62
t5 (min)	5.9	5.9	10.1	10.6	15.3	>30	>30	>30	5.2
Mooney scorch 125° C. (after storage of 40° C., 40% RH and 7 days)									
ML1 + 4	48	71	49	47	45				immeasurable
t5 (min)	5.5	4.9	7.7	7.6	10.7				immeasurable
Properties after primary vulcanization (primary vulcanization conditions: 180° C./8 min)									
Hardness (Pts) (JIS K 6253)	66	64	60	68		—	—	—	
Tensile strength (MPa) (JIS K 6251)	8.0	8.7	6.9	7.5		—	—	—	
Elongation at break (%) (JIS K 6251)	250	240	540	300		—	—	—	
Compression set (JIS K 6262) 25% compression, 150° C./70 hrs	22	17	73	30		—	—	—	
Properties after secondary vulcanization (primary vulcanization conditions: 180° C./8 min, secondary vulcanization conditions: 170° C./4 hrs)									
Hardness (Pts) (JIS K 6253)	69	66	68	70	69	—	—	—	64
Tensile strength (MPa) (JIS K 6251)	9.4	10.0	9.5	9.1	7.6	—	—	—	10.1
Elongation at break (%) (JIS K 6251)	210	190	310	230	370	—	—	—	220
Compression set (JIS K 6262) 25% compression, 150° C./70 hrs	12	10	31	15	42	—	—	—	11

Notes:

In Examples 13, 14 and 15, vulcanization reaction did not proceed under the above conditions, and vulcanization molding of the composition was impossible.

TABLE 14

(Properties)										
	Ex. 16	Ex. 17	Ex. 18	Ex. 19	Ex. 20	Ex. 21	Ex. 22	Ex. 23	Ex. 24	Ex. 25
Properties in unvulcanized state (stability)										
Mooney scorch 125° C. (initial value)										
ML1 + 4	48	54		51	62	61	49	55	56	47
t5 (min)	5.7	4.7		5.9	4.8	5.6	7.8	6.3	7.4	9.0
Mooney scorch 125° C. (after storage of 40° C., 40% RH and 7 days)										
ML1 + 4	44	55		48	74	86	47	74	72	41
t5 (min)	5.1	4.0		5.5	5.2	4.1	6.8	5.6	4.9	8.9
Properties after primary vulcanization (primary vulcanization conditions: 180° C./8 min)										
Hardness (Pts) (JIS K 6253)	65	65	66	66	71	71	67	69	56	70
Tensile strength (MPa) (JIS K 6251)	7.8	8.1	9.3	8.0	8.1	8.0	7.8	7.5	5.9	8.2
Elongation at break (%) (JIS K 6251)	250	230	150	250	260	230	250	290	580	240
Compression set (JIS K 6262) 25% compression, 150° C./70 hrs	22	21	14	22	51	39	24	38	82	38
Properties after secondary vulcanization (primary vulcanization conditions: 180° C./8 min, secondary vulcanization conditions: 170° C./4 hrs)										
Hardness (Pts) (JIS K 6253)	68	68	68	69	75	73	69	72	60	70
Tensile strength (MPa) (JIS K 6251)	9.5	10.0	10.1	9.4	9.6	9.6	9.1	8.5	7.9	9.5
Elongation at break (%) (JIS K 6251)	190	180	160	210	200	200	200	230	370	220
Compression set (JIS K 6262) 25% compression, 150° C./70 hrs	12	13	10	12	36	25	14	31	40	25

TABLE 15

(Properties)								
	Ex. 26	Ex. 27	Ex. 28	Ex. 29	Ex. 30	Ex. 31	Ex. 32	Ex. 33
Properties in unvulcanized state (stability)								
Mooney scorch 125° C. (initial value)								
ML1 + 4	41	40	39	42	42	45	44	53
t5 (min)	9.7	6.5	10.2	10.7	5.2	3.6	10.2	2.3
Mooney scorch 125° C. (after storage of 40° C., 40% RH and 7 days)								
ML1 + 4	43	41	40	42	44	46	43	55
t5 (min)	9.2	6.4	10.0	9.9	4.8	3.7	9.8	2.1
Properties after primary vulcanization (primary vulcanization conditions: 180° C./8 min)								
Hardness (Pts) (JIS K 6253)	64	63	64	64	63	59	68	67
Tensile strength (MPa) (JIS K 6251)	8.6	8.3	8.5	8.4	8.5	9.0	8.6	9.6
Elongation at break (%) (JIS K 6251)	200	240	220	220	240	310	210	210

TABLE 15-continued

(Properties)								
	Ex. 26	Ex. 27	Ex. 28	Ex. 29	Ex. 30	Ex. 31	Ex. 32	Ex. 33
Compression set (JIS K 6262) 25% compression, 150° C./70 hrs	19	20	28	30	29	61	32	30
Properties after secondary vulcanization (primary vulcanization conditions: 180° C./8 min, secondary vulcanization conditions: 170° C./4 hrs)								
Hardness (Pts) (JIS K 6253)	70	69	69	70	69	67	71	74
Tensile strength (MPa) (JIS K 6251)	10.3	10.1	10.2	10.6	10.9	10.7	10.1	12.2
Elongation at break (%) (JIS K 6251)	180	190	180	180	190	230	180	140
Compression set (JIS K 6262) 25% compression, 150° C./70 hrs	12	13	13	14	15	18	19	25

As can be seen from Table 10 and Table 13, of the compositions containing the acrylic rubber (halogen-containing crosslinking polymer) and the specific thiol compound derivative, the compositions containing an organic acid alkali metal salt or an organic acid alkaline earth metal salt as the vulcanization accelerator readily underwent vulcanization reaction even in the case where the vulcanization molding was carried out under the same conditions, and the vulcanization molded products had excellent properties.

As can be seen from Table 11 and Table 14, when an organic acid metal salt was contained as the vulcanization accelerator and an onium compound was contained as the vulcanization supplement accelerator, even the primary vulcanization products showed excellent compression set also in the case where the vulcanization molding was carried out under the same conditions.

As can be seen from Table 12 and Table 15, when an amine type compound, a sulfur compound of thioether type or a phosphorus compound of phosphite type was used as the anti-aging agent, aging could be prevented. Moreover, the vulcanization products had excellent physical properties, and in particular, even the primary vulcanization products showed excellent compression set.

Example 34

In a four-necked flask equipped with a thermometer, a reflux condenser and a stirrer, 19.5 g (0.11 mol) of 1,3,5-triazine-2,4,6-trithiol, 200 g of acetone, 88.8 g (0.3 mol) of octadecyl vinyl ether and 0.3 g of acidic butyl phosphate ester (AP-4, available from Daihachi Kagaku Kogyo K. K.) were placed, and they were reacted at 65° C. for 16 hours. To the reaction solution, 200 g of toluene was added, and the insolubles were filtered. Then, the filtrate was concentrated to obtain 99.23 g of a light yellow waxy substance.

The waxy substance thus obtained was applied to a KRS-5 cell to measure an IR absorption spectrum. A chart of the measurement result is shown in FIG. 7.

As can be seen from FIG. 7, absorption at about 1620 cm⁻¹, that is absorption by the double bond of octadecyl vinyl ether, disappears. As can be seen from FIG. 7, further, absorption at about 1590 cm⁻¹, that is absorption by the SH bond (enol structure) or the C=S bond (keto structure) of the 1,3,5-triazine-2,4,6-trithiol and appears in FIG. 2, also disappears. From the results, it has been confirmed that the waxy substance, which was the resulting product, was an adduct of

1,3,5-triazine-2,4,6-trithiol with octadecyl vinyl ether, namely, a thiol compound derivative wherein the thiol group was added to the vinyl group. The yield of the product was 93% based on the octadecyl vinyl ether.

Example 35

In a four-necked flask equipped with a thermometer, a reflux condenser and a stirrer, 45 g (0.17 mol) of 6-dibutylamino-S-triazine-2,4-dithiol, 200 g of acetone, 36.6 g (0.367 mol) of n-butyl vinyl ether and 0.3 g of acid butyl phosphate (AP-4, available from Daihachi Kagaku Kogyo K. K.) were placed, and they were reacted at 60° C. for 12 hours. The reaction solution was concentrated to obtain 74.05 g of a white paste.

The paste thus obtained was applied to a KRS-5 cell to measure an IR absorption spectrum. A chart of the measurement result is shown in FIG. 8. An IR absorption spectrum of 6-dibutylamino-S-triazine-2,4-dithiol which was a starting material was also measured by the KBr tablet method. A chart of the measurement result is shown in FIG. 9.

As can be seen from FIG. 8, absorption at about 1619 cm⁻¹, that is absorption by the double bond of n-butyl vinyl ether, disappears. As can be seen from FIG. 8, further, absorption at about 1600 cm⁻¹, that is absorption by the SH bond (enol structure) or the C=S bond (keto structure) of the 6-dibutylamino-S-triazine-2,4-dithiol and appears in FIG. 9, also disappears. From the results, it has been confirmed that the paste, which was the resulting product, was an adduct of 6-dibutylamino-S-triazine-2,4-dithiol with n-butyl vinyl ether, namely, a thiol compound derivative wherein the thiol group was added to the vinyl group. The yield of the product was 95% based on the 6-dibutylamino-S-triazine-2,4-dithiol.

Example 36

A viscous yellow liquid of 79.9 g was obtained in the same manner as in Example 34, except that 61.9 g (0.72 mol) of isopropyl vinyl ether was used instead of 72.1 g (0.72 mol) of n-butyl vinyl ether.

The viscous yellow liquid thus obtained was applied to a KRS-5 cell to measure an IR absorption spectrum. A chart of the measurement result is shown in FIG. 10.

As can be seen from FIG. 10, absorption at about 1620 cm⁻¹, that is absorption by the double bond of isopropyl vinyl ether, disappears. As can be seen from FIG. 10, further,

absorption at about 1590 cm^{-1} , that is absorption by the SH bond (enol structure) or the C=S bond (keto structure) of the 1,3,5-triazine-2,4,6-trithiol and appears in FIG. 2, also disappears. From the results, it has been confirmed that the viscous yellow liquid, which was the resulting product, was an adduct of 1,3,5-triazine-2,4,6-trithiol with isopropyl vinyl ether, namely, a thiol compound derivative wherein the thiol group was added to the vinyl group. The yield of the product was 92% based on the 1,3,5-triazine-2,4,6-trithiol.

Example 37

A viscous yellow liquid of 85.9 g was obtained in the same manner as in Example 34, except that 68.0 g (0.54 mol) of cyclohexyl vinyl ether was used instead of 72.1 g (0.72 mol) of n-butyl vinyl ether.

The viscous yellow liquid thus obtained was applied to a KRS-5 cell to measure an IR absorption spectrum. A chart of the measurement result is shown in FIG. 11.

As can be seen from FIG. 11, absorption at about 1620 cm^{-1} , that is absorption by the double bond of cyclohexyl vinyl ether, disappears. As can be seen from FIG. 11, further, absorption at about 1590 cm^{-1} , that is absorption by the SH bond (enol structure) or the C=S bond (keto structure) of the 1,3,5-triazine-2,4,6-trithiol and appears in FIG. 2, also disappears. From the results, it has been confirmed that the viscous yellow liquid, which was the resulting product, was an adduct of 1,3,5-triazine-2,4,6-trithiol with cyclohexyl vinyl ether, namely, a thiol compound derivative wherein the thiol group was added to the vinyl group. The yield of the product was 86% based on the cyclohexyl vinyl ether.

Example 38

A viscous yellow liquid of 40.2 g was obtained in the same manner as in Example 34, except that 68.0 g (0.59 mol) of 4-hydroxybutyl vinyl ether was used instead of 72.1 g (0.72 mol) of n-butyl vinyl ether.

The viscous yellow liquid thus obtained was applied to a KRS-5 cell to measure an IR absorption spectrum. A chart of the measurement result is shown in FIG. 12.

As can be seen from FIG. 12, absorption at about 1620 cm^{-1} , that is absorption by the double bond of 4-hydroxybutyl vinyl ether, disappears. As can be seen from FIG. 12, further, absorption at about 1590 cm^{-1} , that is absorption by the SH bond (enol structure) or the C=S bond (keto structure) of the 1,3,5-triazine-2,4,6-trithiol and appears in FIG. 2, also disappears. From the results, it has been confirmed that the viscous yellow liquid, which was the resulting product, was an adduct of 1,3,5-triazine-2,4,6-trithiol with 4-hydroxybutyl vinyl ether, namely, a thiol compound derivative wherein the thiol group was added to the vinyl group. The yield of the product was 39% based on the 4-hydroxybutyl vinyl ether.

Example 39

In a four-necked flask equipped with a thermometer, a reflux condenser and a stirrer, 35.46 g (0.2 mol) of 1,3,5-triazine-2,4,6-trithiol, 0.3 g of acid butyl phosphate (AP-4, available from Daihachi Kagaku Kogyo K. K.), 72.1 g (0.72 mol) of isobutyl vinyl ether and 190 g of acetone were placed, and they were reacted at 65° C. for 16 hours. After the reaction was completed, the insolubles were filtered, and the filtrate was concentrated to obtain 91 g of a viscous yellow liquid.

The viscous yellow liquid thus obtained was applied to a KRS-5 cell to measure an IR absorption spectrum. A chart of the measurement result is shown in FIG. 13.

As can be seen from FIG. 13, absorption at about 1621 cm^{-1} , that is absorption by the double bond of isobutyl vinyl ether, disappears. As can be seen from FIG. 13, further, absorption at about 1590 cm^{-1} , that is absorption by the SH bond (enol structure) or the C=S bond (keto structure) of the 1,3,5-triazine-2,4,6-trithiol and appears in FIG. 2, also disappears. From the results, it has been confirmed that the resulting product was an adduct of 1,3,5-triazine-2,4,6-trithiol with isobutyl vinyl ether, namely, a thiol compound derivative wherein the thiol group was added to the vinyl group. The yield of the product was 93% based on the 1,3,5-triazine-2,4,6-trithiol.

The viscous yellow liquid, which was the resulting product, was applied in a thickness of about 1 mm to a slide glass and allowed to stand for 70 days in the atmosphere at a temperature of $23\pm 2^\circ\text{ C.}$ and a humidity of $50\pm 5\%$. As a result, the liquid became a solid. When an IR absorption spectrum of the yellow solid was measured by the KBr tablet method using the aforesaid infrared spectrophotometer, a result shown in FIG. 14 was obtained. As can be seen from FIG. 14, there is absorption at about 1590 cm^{-1} assigned to the 1,3,5-triazine-2,4,6-trithiol which was a starting material, and it was proved that the product had been decomposed.

Example 40

In a four-necked flask equipped with a thermometer, a reflux condenser and a stirrer, 35.46 g (0.2 mol) of 1,3,5-triazine-2,4,6-trithiol, 0.3 g of acid butyl phosphate (AP-4, available from Daihachi Kagaku Kogyo K. K.), 72.1 g (0.72 mol) of isobutyl vinyl ether and 190 g of acetone were placed, and they were reacted at 65° C. for 16 hours. After the reaction was completed, 4.0 g of hydrotalcite (Kyoward 500SH, available from Kyowa Kagaku Kogyo K. K.) was added, and they were stirred at 40° C. for 10 hours. Then, the mixture was filtered, and the filtrate was concentrated to obtain 80 g of a viscous yellow liquid.

The viscous yellow liquid thus obtained was applied to a KRS-5 cell to measure an IR absorption spectrum. A chart of the measurement result is shown in FIG. 15.

As can be seen from FIG. 15, absorption at about 1621 cm^{-1} , that is absorption by the double bond of isobutyl vinyl ether, disappears. As can be seen from FIG. 15, further, absorption at about 1590 cm^{-1} , that is absorption by the SH bond (enol structure) or the C=S bond (keto structure) of the 1,3,5-triazine-2,4,6-trithiol and appears in FIG. 2, also disappears. From the results, it has been confirmed that the resulting product was an adduct of 1,3,5-triazine-2,4,6-trithiol with isobutyl vinyl ether, namely, a thiol compound derivative wherein the thiol group was added to the vinyl group. The yield of the product was 84% based on the 1,3,5-triazine-2,4,6-trithiol.

The viscous yellow liquid, which was the resulting product, was applied in a thickness of about 1 mm to a slide glass and allowed to stand for 70 days in the atmosphere at a temperature of $23\pm 2^\circ\text{ C.}$ and a humidity of $50\pm 5\%$. As a result, there was no change of appearance such as turbidity. When the viscous yellow liquid having been allowed to stand for 70 days was applied to a KRS-cell to measure an IR absorption spectrum, a result shown in FIG. 16 was obtained.

As can be seen from FIG. 16, there is no absorption at about 1590 cm^{-1} assigned to the 1,3,5-triazine-2,4,6-trithiol which was a starting material, and decomposition of the product was not confirmed.

Example 41

In a four-necked flask equipped with a thermometer, a reflux condenser and a stirrer, 35.46 g (0.2 mol) of 1,3,5-triazine-2,4,6-trithiol, 0.3 g of acid butyl phosphate (AP-4, available from Daihachi Kagaku Kogyo K. K.), 72.1 g (0.72 mol) of isobutyl vinyl ether and 190 g of acetone were placed, and they were reacted at 65°C . for 16 hours. After the reaction was completed, 1.0 g of tetra(2-ethylhexyl) titanate (Organics TA-30, available from Matsumoto Seiyaku Kogyo K. K.) was added, and the mixture was concentrated to obtain 90 g of a viscous brown liquid.

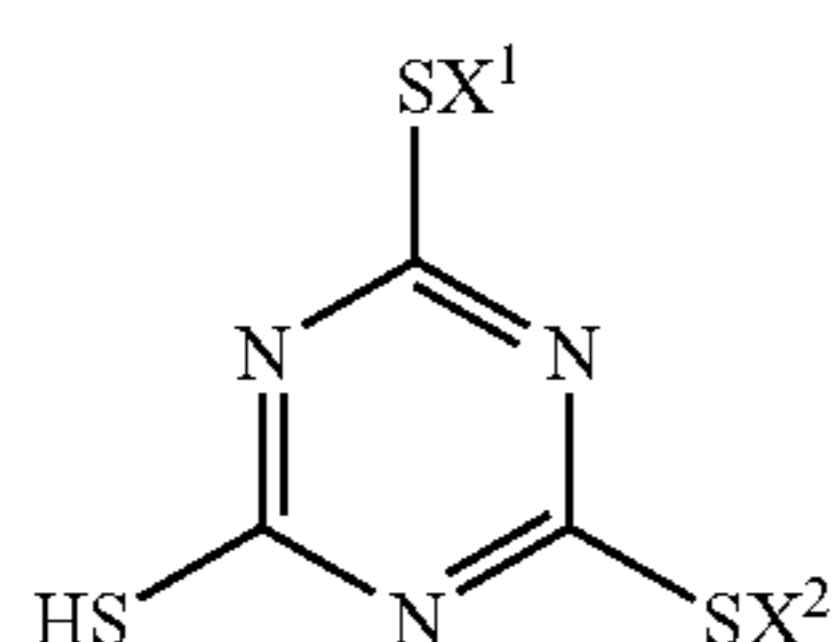
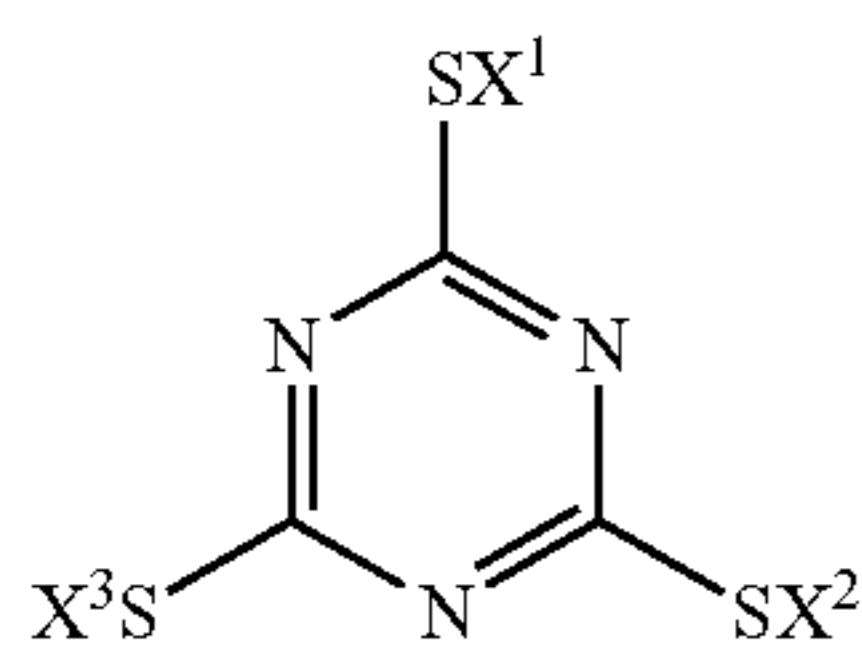
The viscous brown liquid thus obtained was applied to a KRS-5 cell to measure an IR absorption spectrum. A chart of the measurement result is shown in FIG. 17.

As can be seen from FIG. 17, absorption at about 1621 cm^{-1} , that is absorption by the double bond of isobutyl vinyl ether, disappears. As can be seen from FIG. 17, further, absorption at about 1590 cm^{-1} , that is absorption by the SH bond (enol structure) or the C=S bond (keto structure) of the 1,3,5-triazine-2,4,6-trithiol and appears in FIG. 2, also disappears. From the results, it has been confirmed that the resulting product was an adduct of 1,3,5-triazine-2,4,6-trithiol with isobutyl vinyl ether, namely, a thiol compound derivative wherein the thiol group was added to the vinyl group. The yield of the product was 93% based on the 1,3,5-triazine-2,4,6-trithiol.

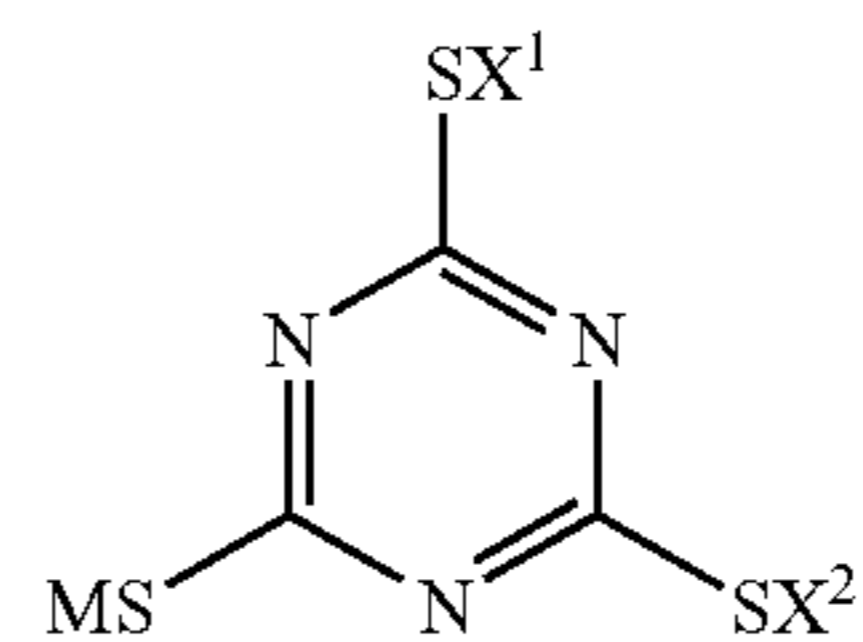
The viscous brown liquid, which was the resulting product, was applied in a thickness of about 1 mm to a slide glass and allowed to stand for 70 days in the atmosphere at a temperature of $23\pm 2^\circ\text{C}$. and a humidity of $50\pm 5\%$. As a result, the viscous brown liquid had no change of appearance such as turbidity. When the viscous brown liquid having been allowed to stand for 70 days was applied to a KRS-cell to measure an IR absorption spectrum, a result shown in FIG. 18 was obtained. As can be seen from FIG. 18, there is no absorption at about 1590 cm^{-1} assigned to the 1,3,5-triazine-2,4,6-trithiol which was a starting material, and decomposition of the product was not confirmed.

What is claimed is:

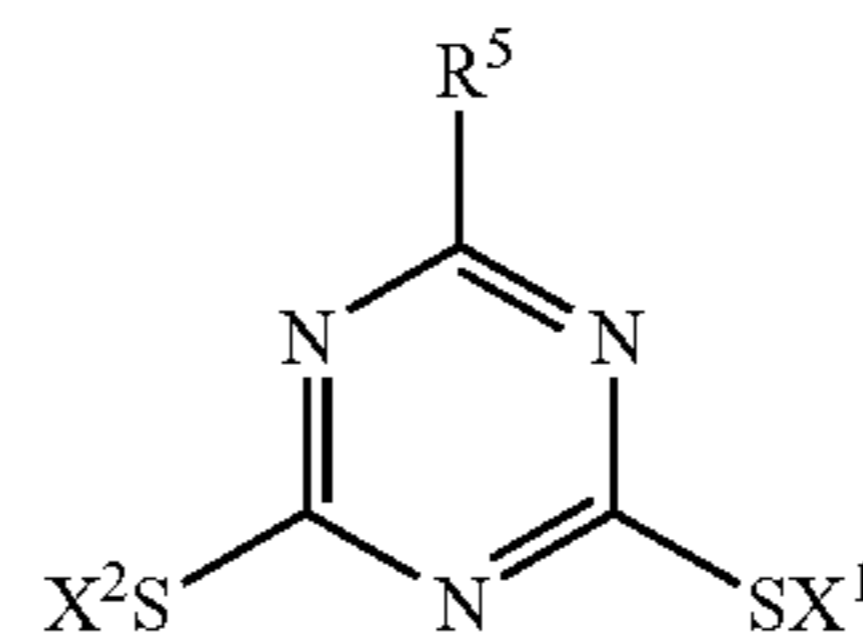
1. A thiol compound derivative selected from the group consisting of compounds represented by formula (1), formula (8), formula (9), formula (10), formula (15) and formula (16):



5

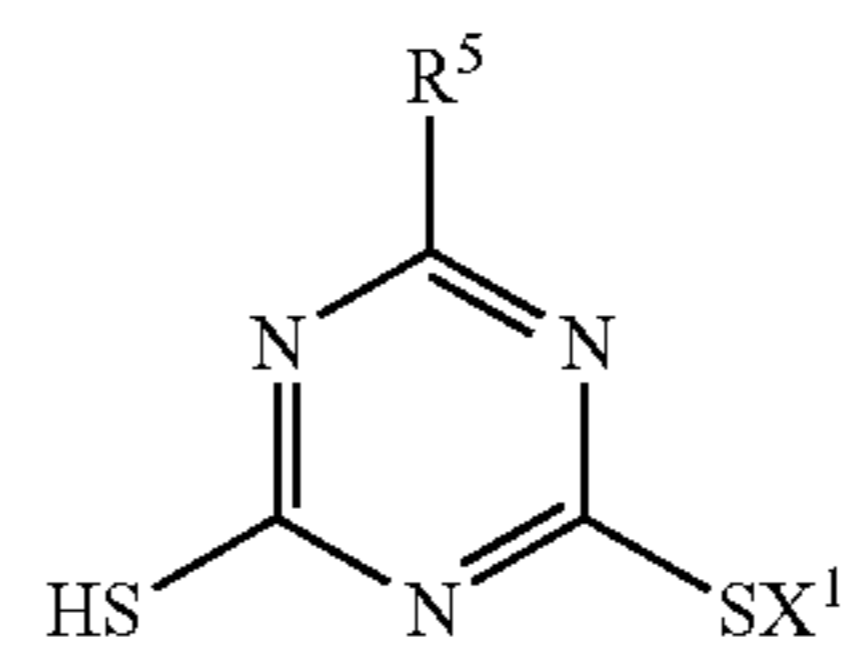


10

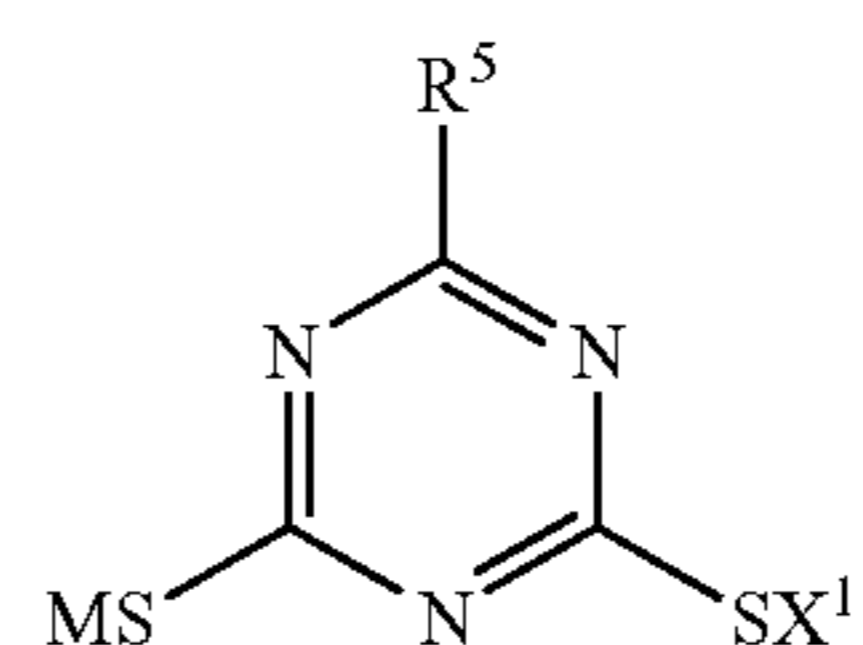


15

20



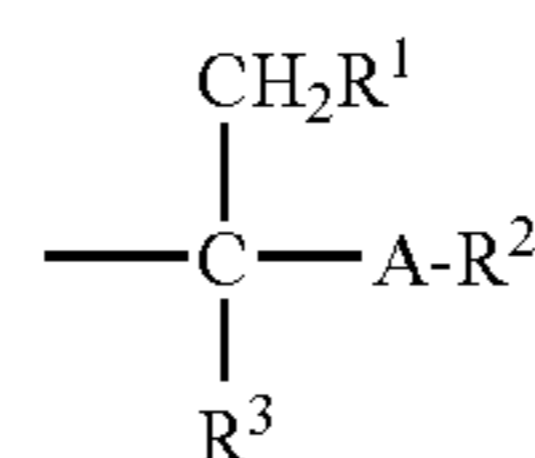
25



30

wherein X^1 , X^2 and X^3 may be the same or different and are each a group represented by the following formula (2), M is an alkali metal or an alkaline earth metal, and R^5 is a group selected from the following groups (g) to (k),

35



40

wherein A is an oxygen atom or a sulfur atom,

45

R^1 is a hydrogen atom, an alkyl group or a phenyl group, R^2 is a group selected from the group consisting of the following groups (a) to (f),

when R^1 and R^2 are each an alkyl group, R^1 and R^2 may form a ring,

50

R^3 is a hydrogen atom, an alkyl group or a phenyl group; (a) a group selected from an alkyl group, a halogenated alkyl group, an alkyl group having at least one hydroxyl group, an alkenyl group, an alkynyl group and an aralkyl group,

55

(b) a residue wherein a hydroxyl group is removed from a hydroxyl group-containing compound selected from alkylene glycol, dialkylene glycol, trialkylene glycol, tetraalkylene glycol, allyl alcohols, ketooximes, alkanolamines, dialkanolamines, trialkanolamines, trialkylsilanol, alicyclic alcohol and naphthyl alcohols,

(8) 60

(c) a group represented by the following formula (3):

65



wherein X is any one of a halogen atom, an alkoxy group, an alkoxyalkoxy group, a dialkylamino group, a trialkylsilyl

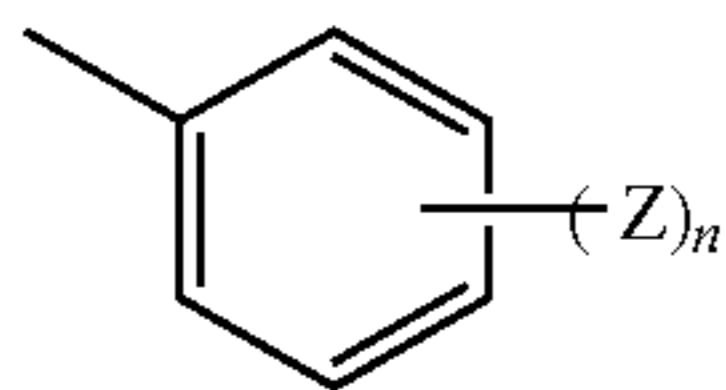
-continued

(9)

93

group, an acetoxy group and a piperidino group, and Y is a hydrogen atom or a halogen atom,

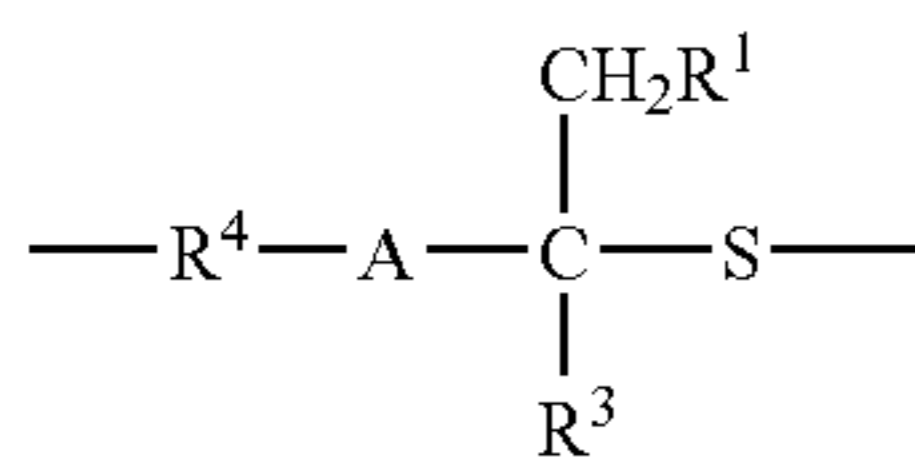
(d) a group represented by the following formula (4):



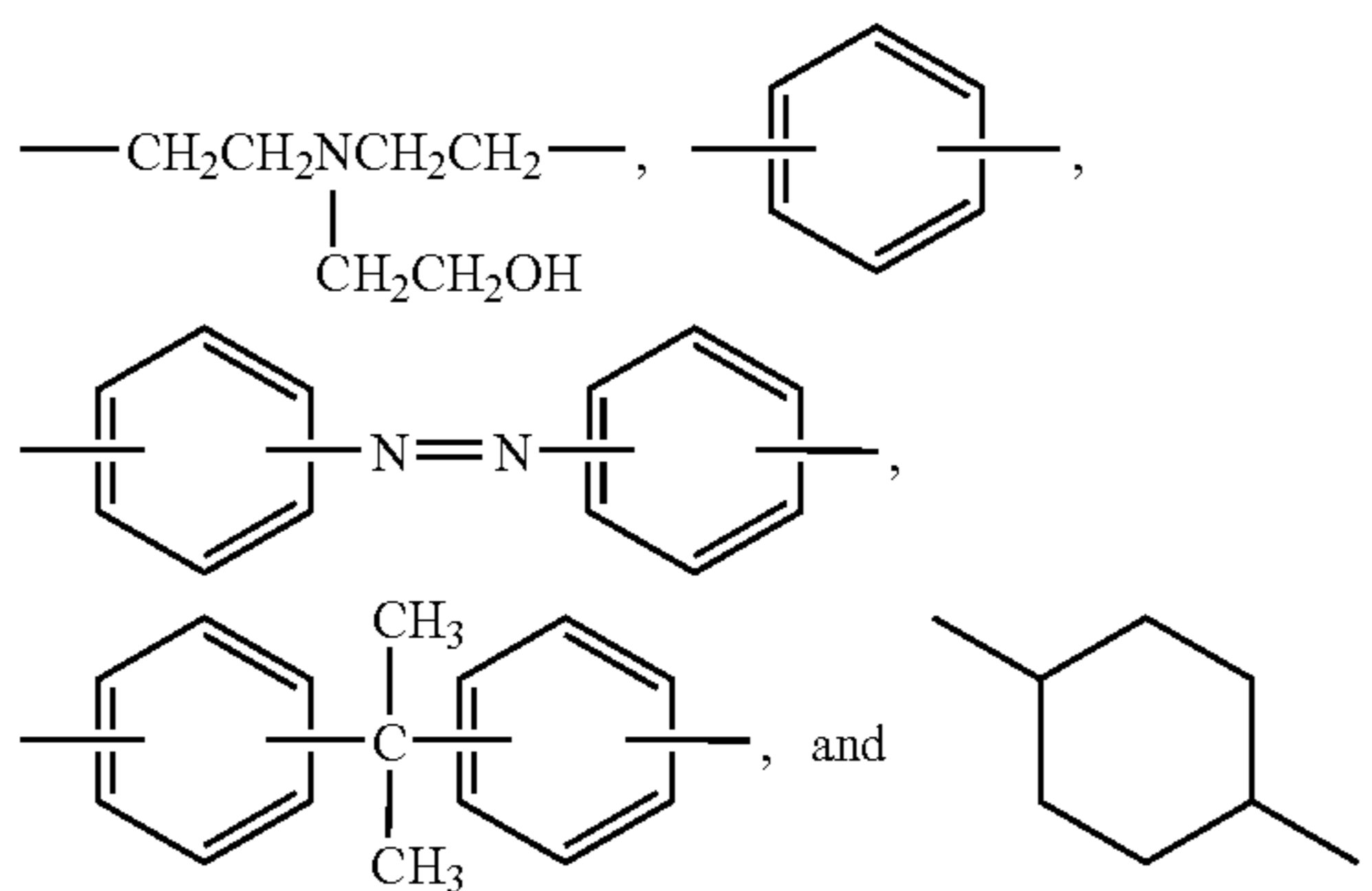
wherein Z is any one of a hydrogen atom, a halogen atom, a nitro group, an amino group, an alkoxy group, an alkylamino group, a dialkylamino group, an alkyl group and an acyl group, and n is an integer of 1 to 3 and is a number of substituents Z bonded to the phenyl group skeleton in the formula (4),

(e) a group represented by $-\text{CH}_2-\text{C}_6\text{H}_5$ or $-\text{CHCH}_3-\text{C}_6\text{H}_5$, and

(f) a group represented by the following formula (5) or (6):



wherein R^1 and R^3 are the same as R^1 and R^3 in the formula (2), A is an oxygen atom or a sulfur atom, and R^4 is any one of $-\text{CH}_2-$, $-\text{CH}_2\text{CH}_2-$, $-\text{CH}_2\text{CH}_2\text{CH}_2-$, $-\text{CH}_2\text{CH}_2\text{CH}_2\text{CH}_2-$, $-\text{CH}_2\text{CH}_2\text{OCH}_2\text{CH}_2-$, $-\text{CH}_2\text{CH}_2\text{OCH}_2\text{CH}_2\text{OCH}_2\text{CH}_2-$,



(g) a group selected from a hydrogen atom, an alkyl group, an alkenyl group, an alkynyl group, a phenyl group, an aralkyl group and $-\text{NH}_2$,

(h) a dialkylamino group represented by the following formula (11):




wherein R^6 and R^7 are each a group selected from an alkyl group, an alkenyl group, an alkynyl group, an aralkyl group,

94

a benzyl group, an allyl group, a cycloalkyl group, a fluoroalkyl group and a phenyl group, and R^6 and R^7 may be the same or different,

(i) a monoalkylamino group represented by the following formula (12):



wherein R^8 is a group selected from an alkyl group, an alkenyl group, an alkynyl group, an aralkyl group, a benzyl group, an allyl group, a cycloalkyl group, a fluoroalkyl group, an anilino group, a hydroxyanilino group and a phenyl group,

(j) a group represented by the following formula (13):



wherein R^9 is a group selected from an alkyl group, an alkenyl group, an aralkyl group, a halogenophenyl group, a naphthyl group, a cycloalkyl group and a phenyl group, and

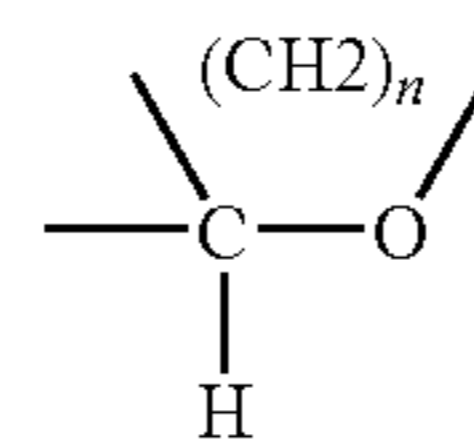
(k) a group represented by the following formula (14):



wherein R^{10} is a group selected from an alkyl group, an alkenyl group, an alkynyl group, a phenyl group, an aralkyl group, a halogenophenyl group, a naphthyl group and a cycloalkyl group.

2. The thiol compound derivative as represented by formula (1) of claim 1, wherein in the formula (2), A is an oxygen atom, R^1 is a hydrogen atom, R^2 is an alkyl group or a residue wherein a hydroxyl group is removed from (poly)alkylene glycol, and R^3 is a hydrogen atom.

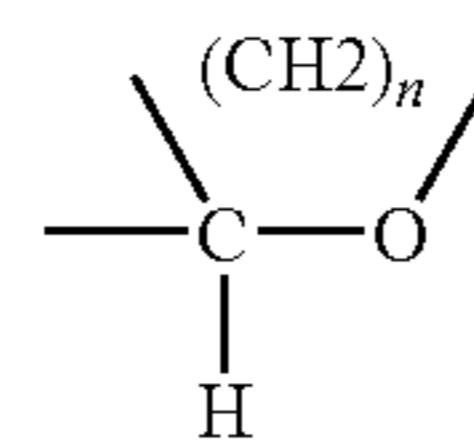
3. The thiol compound derivative as represented by formula (1) of claim 1, wherein the formula (2) is represented by the following formula (7):



wherein n is 3 or 4.

4. The thiol compound derivative as represented by formula (10) of claim 1, wherein in the formula (2), A is an oxygen atom, R^1 is a hydrogen atom, R^2 is an alkyl group or a residue wherein a hydroxyl group is removed from (poly)alkylene glycol, and R^3 is a hydrogen atom.

5. The thiol compound derivative as represented by formula (10) of claim 1, wherein the formula (2) is represented by the following formula (7):



wherein n is 3 or 4.

* * * * *