



US007811663B2

(12) **United States Patent**  
**Paradis et al.**

(10) **Patent No.:** **US 7,811,663 B2**  
(45) **Date of Patent:** **\*Oct. 12, 2010**

(54) **ROOFING COVER BOARD, ROOFING PANEL COMPOSITES, AND METHOD**

(75) Inventors: **Duane Paradis**, Highlands Ranch, CO (US); **Christopher J. Griffin**, Aurora, CO (US); **Raymond C. Swann**, Kansas City, MO (US); **Joel Evan Hazy**, Brighton, CO (US); **Brad C. Burdic**, Littleton, CO (US)

(73) Assignee: **Johns Manville**, Denver, CO (US)

(\*) Notice: Subject to any disclaimer, the term of this patent is extended or adjusted under 35 U.S.C. 154(b) by 0 days.

This patent is subject to a terminal disclaimer.

(21) Appl. No.: **11/519,042**

(22) Filed: **Sep. 11, 2006**

(65) **Prior Publication Data**

US 2007/0022711 A1 Feb. 1, 2007

**Related U.S. Application Data**

(63) Continuation-in-part of application No. 10/984,122, filed on Nov. 9, 2004.

(51) **Int. Cl.**  
**B32B 3/00** (2006.01)

(52) **U.S. Cl.** ..... **428/315.9**; 428/318.8; 428/138; 428/703; 52/410; 52/309.1; 52/478; 52/796.1

(58) **Field of Classification Search** ..... 52/478, 52/796.1, 409, 309.1, 309.4, 309.11, 309.15, 52/410; 428/138, 137, 315.5, 315.9, 317.1, 428/318.8, 703

See application file for complete search history.

(56) **References Cited**

**U.S. PATENT DOCUMENTS**

4,459,334 A \* 7/1984 Blanpied et al. .... 428/219

4,564,554 A *	1/1986	Mikuski	.....	428/292.4
5,433,050 A *	7/1995	Wilson et al.	.....	52/302.1
5,580,637 A *	12/1996	Konta et al.	.....	428/138
5,695,870 A *	12/1997	Kelch et al.	.....	428/318.4
5,882,776 A *	3/1999	Bambara et al.	.....	428/215
6,093,481 A *	7/2000	Lynn et al.	.....	428/217
6,117,375 A *	9/2000	Garrett et al.	.....	264/46.2
2006/0096213 A1 *	5/2006	Griffin et al.	.....	52/409
2006/0179749 A1	8/2006	Brandt et al.		
2006/0260237 A1 *	11/2006	Griffin et al.	.....	52/409
2006/0275561 A1 *	12/2006	Agrawal	.....	428/2
2006/0276093 A1 *	12/2006	Agrawal	.....	442/374

\* cited by examiner

*Primary Examiner*—Richard E Chilcot, Jr.

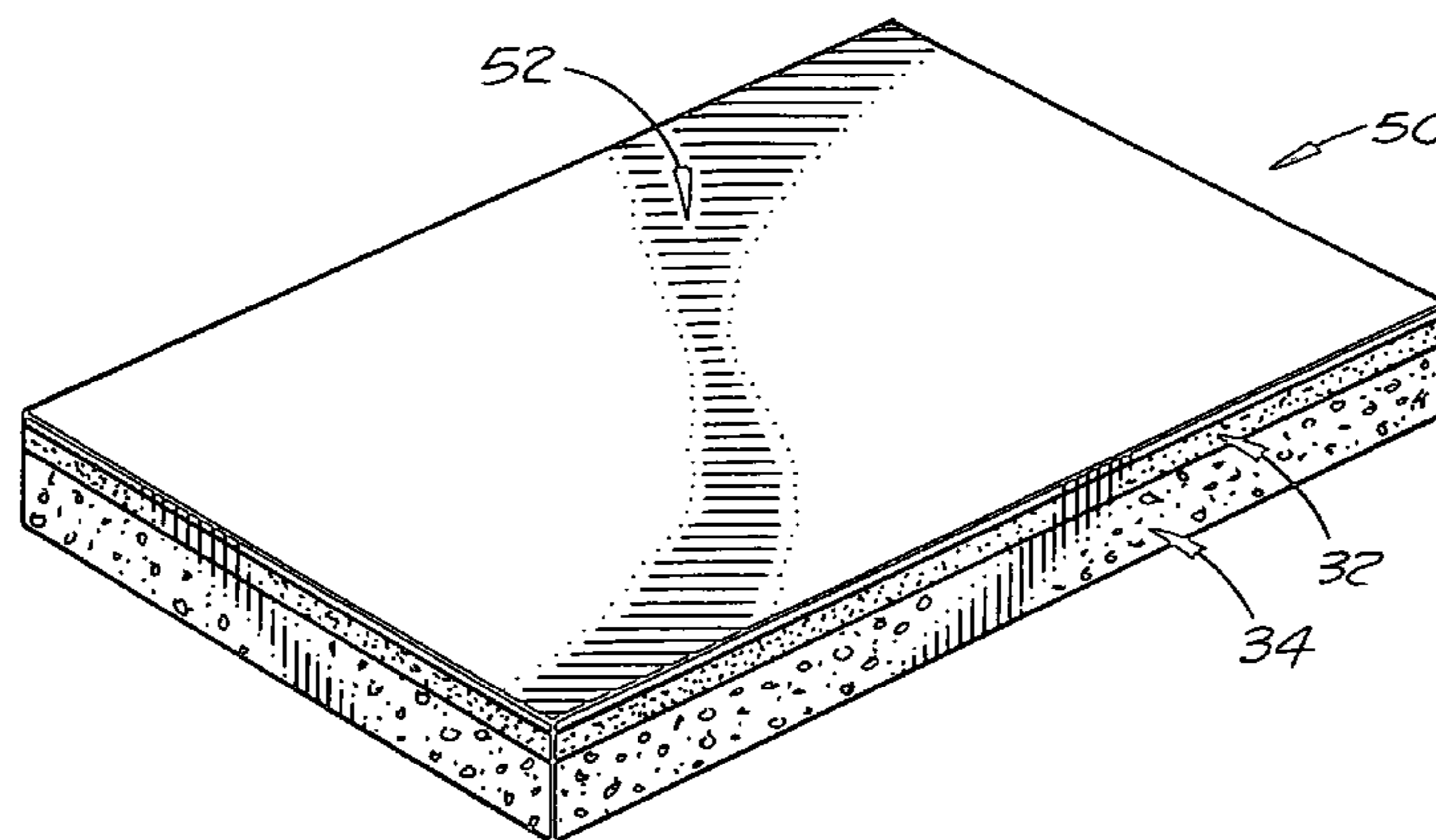
*Assistant Examiner*—Chi Nguyen

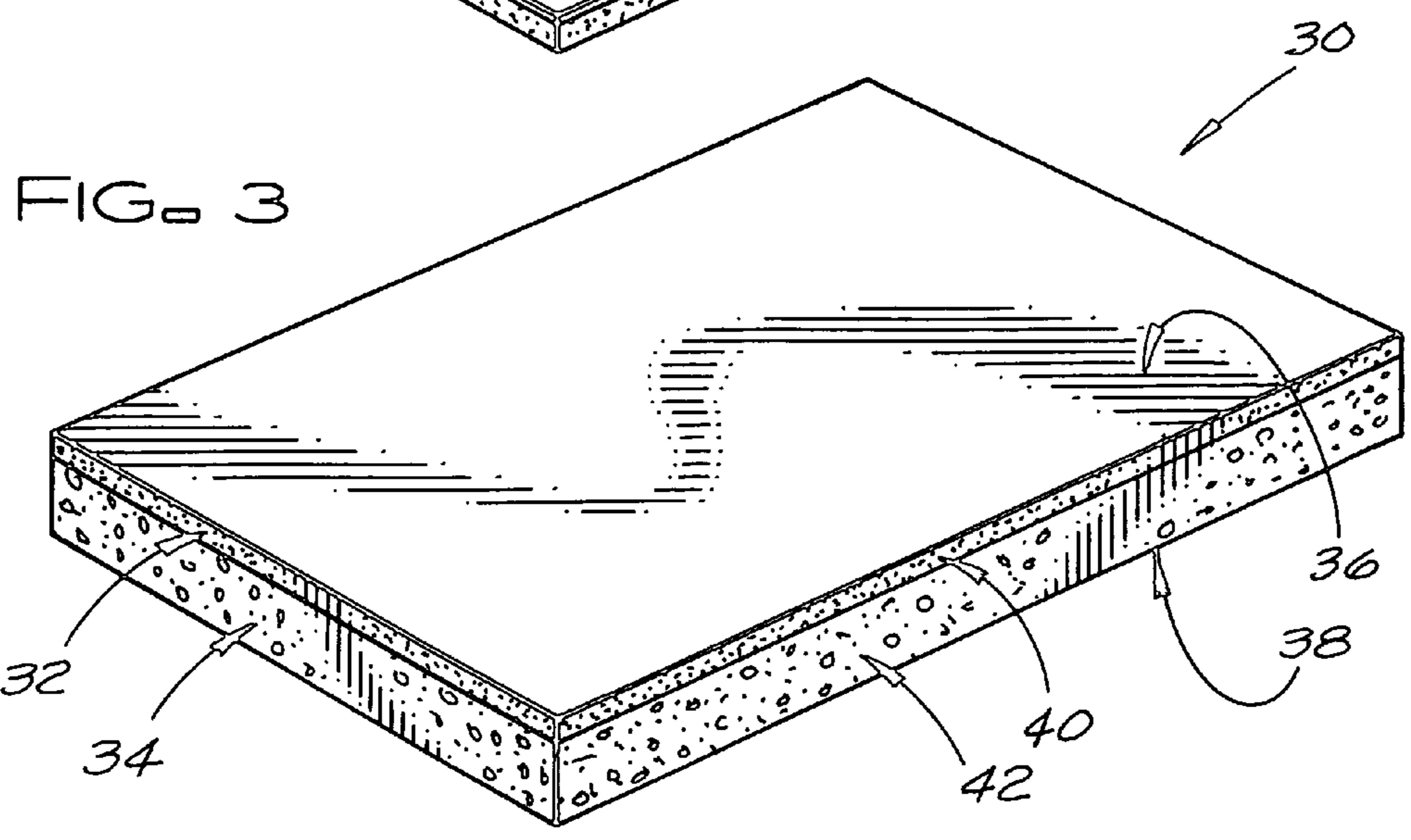
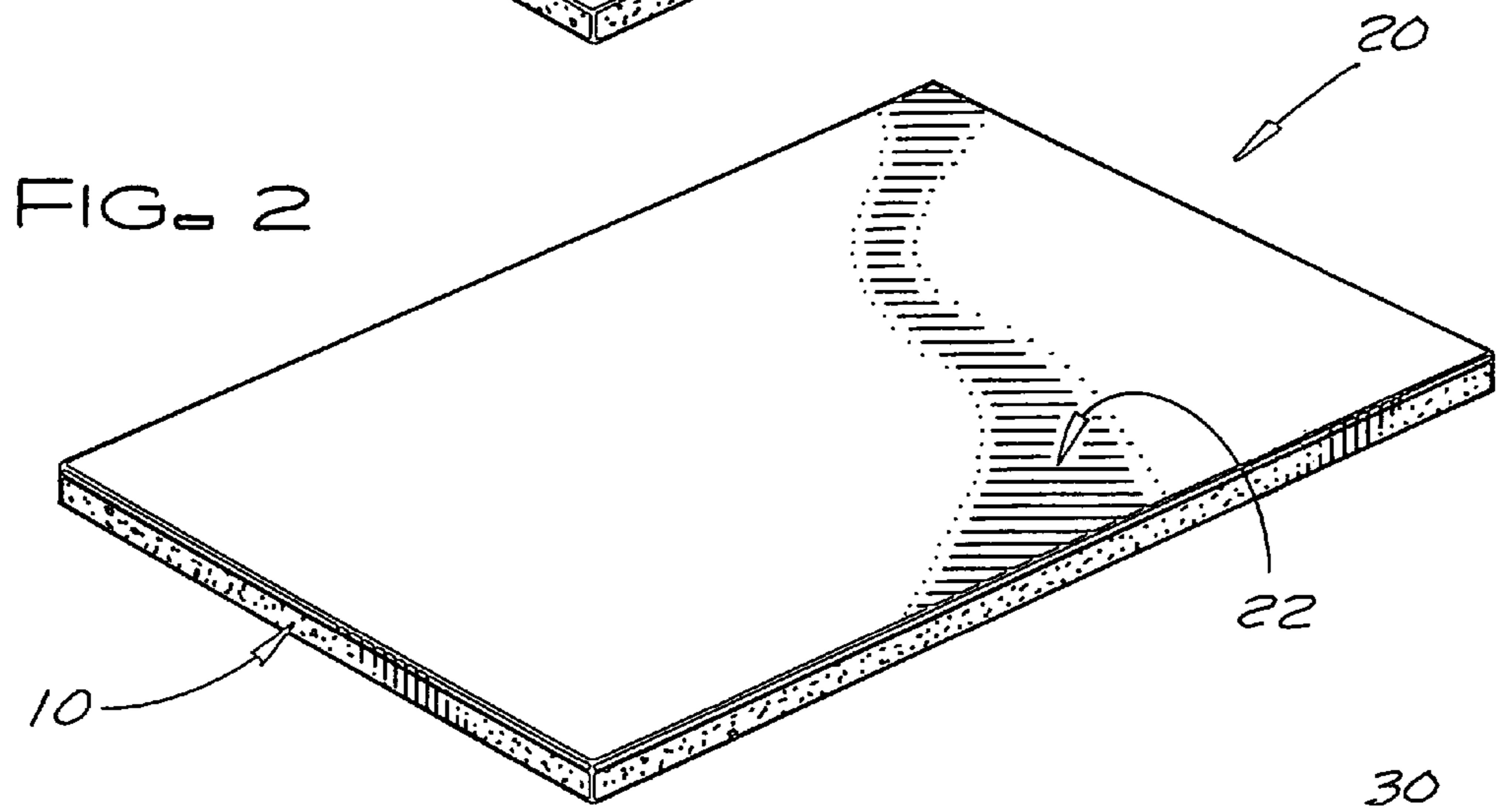
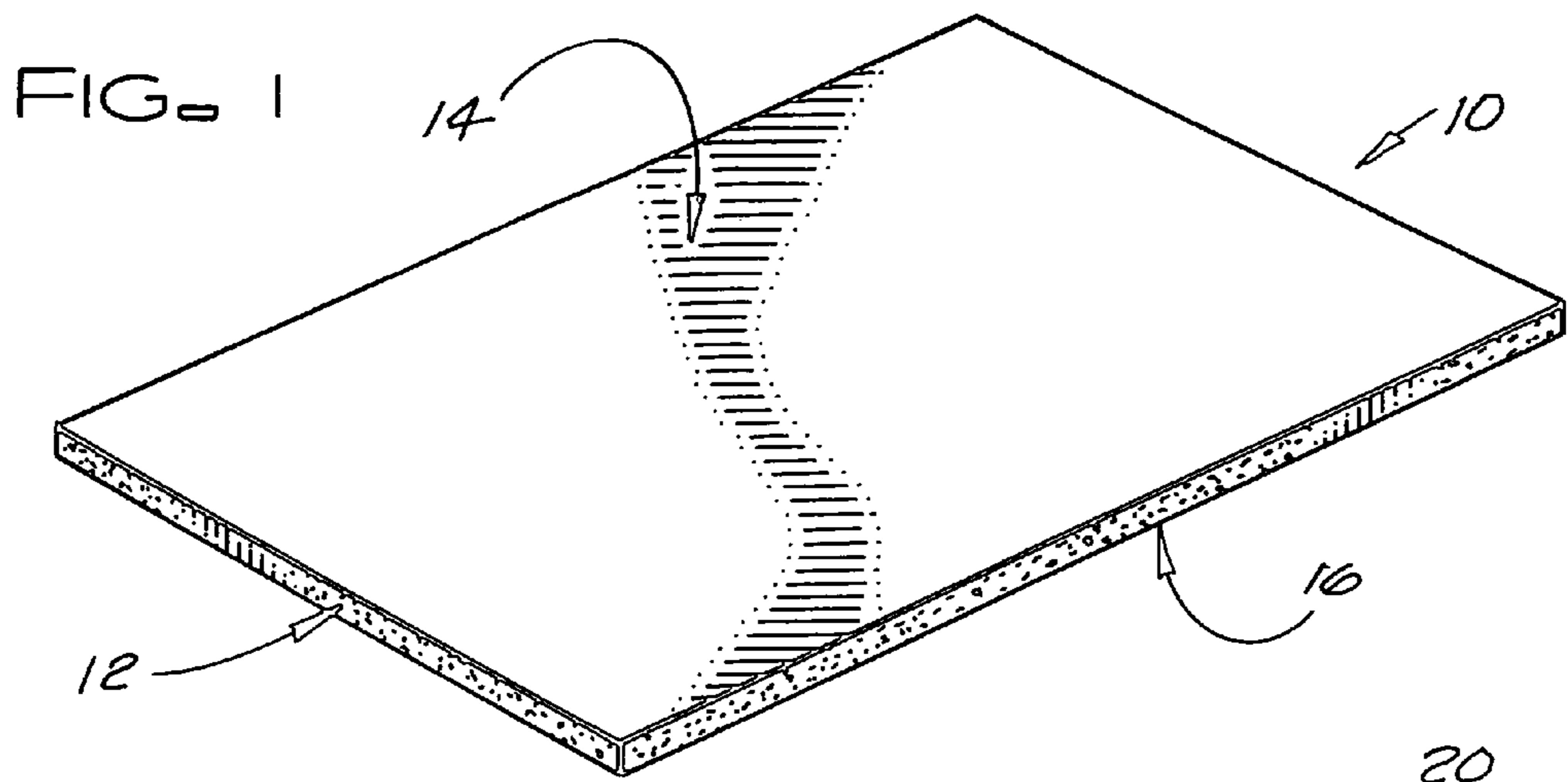
(74) *Attorney, Agent, or Firm*—Robert D. Touslee

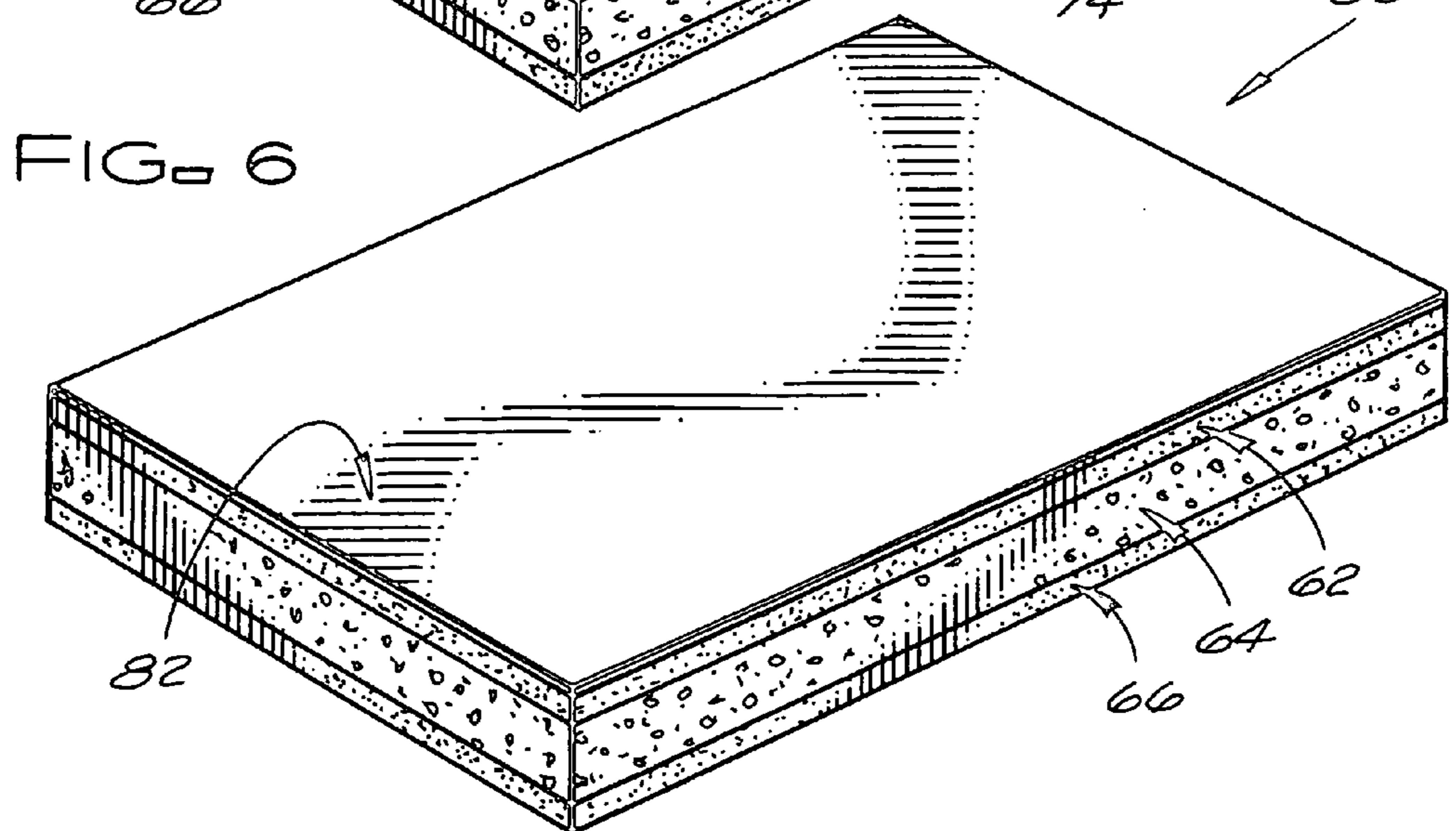
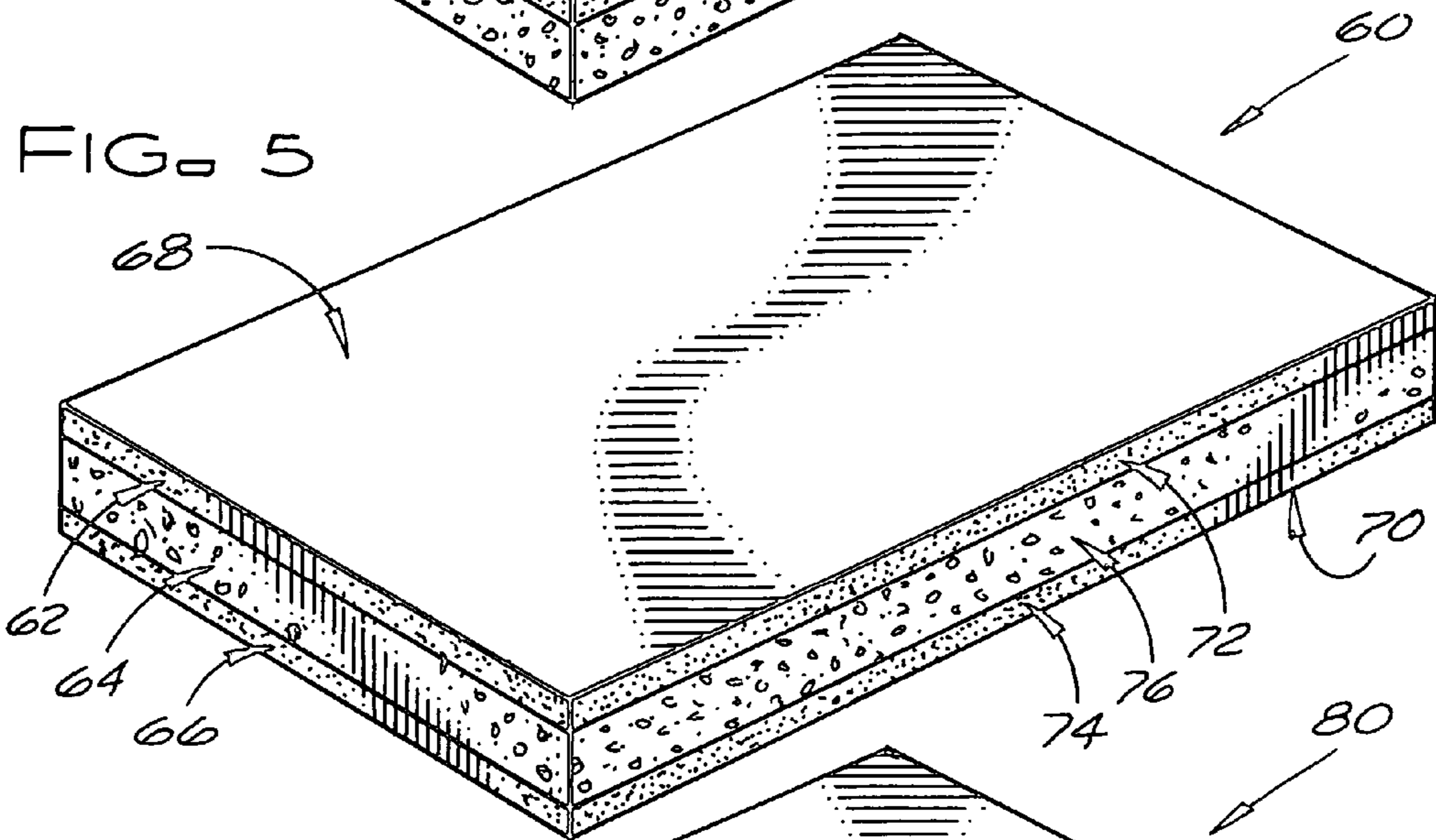
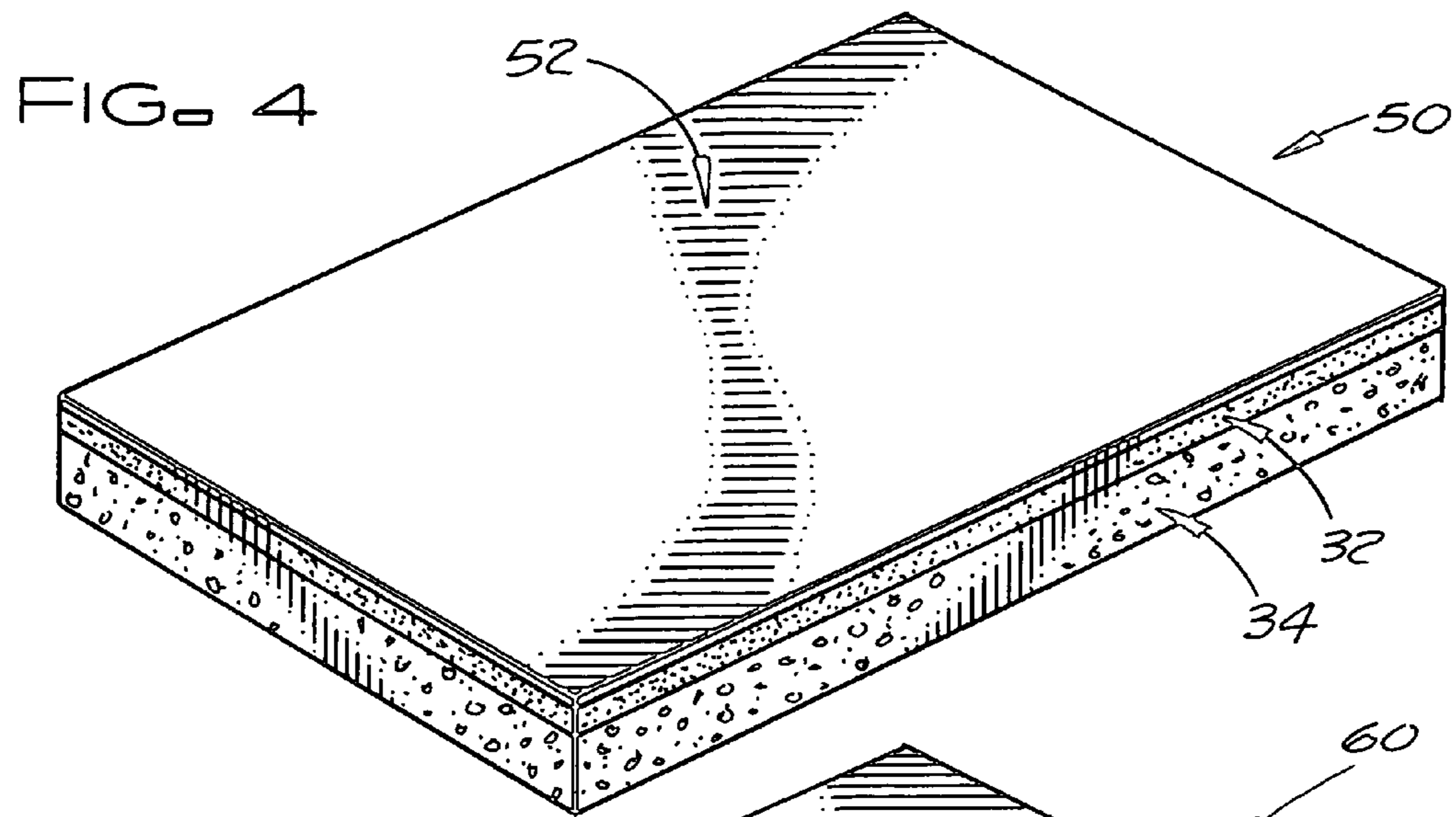
(57) **ABSTRACT**

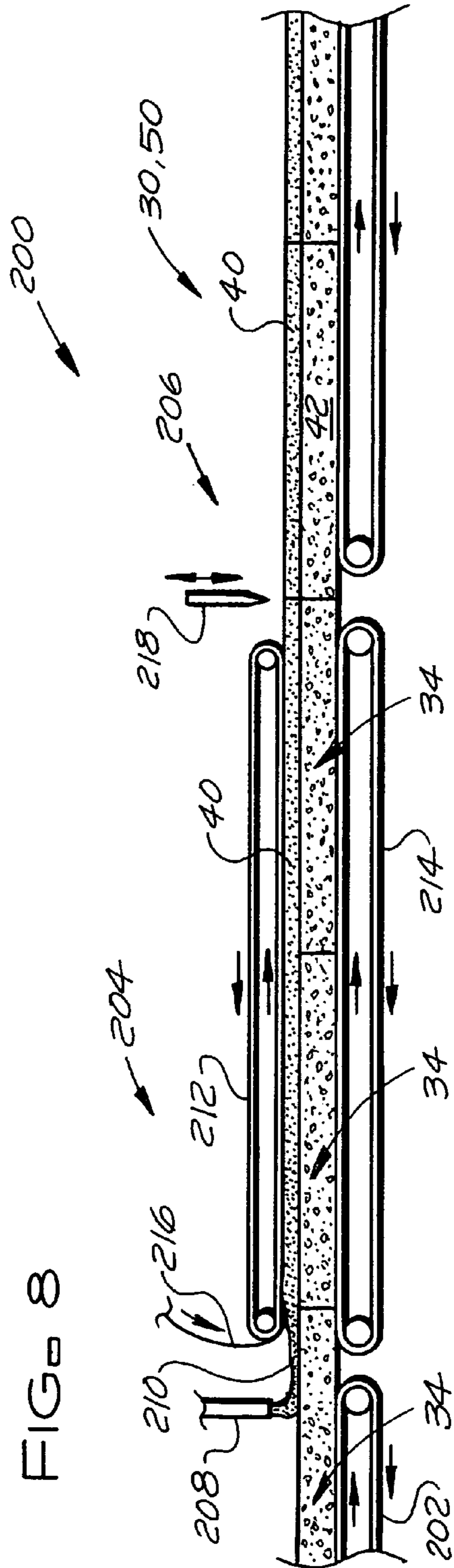
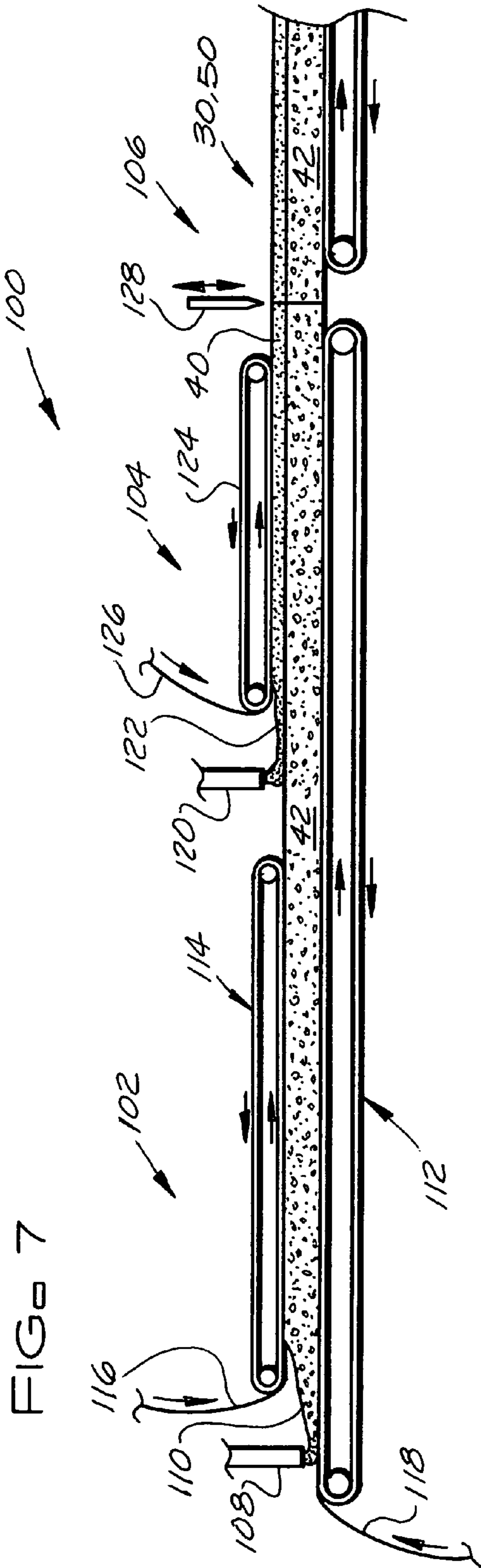
A prefabricated cover board has a high-density polymer or predominantly polymer material core layer having a density between 4 lbs/ft<sup>3</sup> and 25 lbs/ft<sup>3</sup>. A prefabricated roofing panel composite includes the cover board and an insulation board that has a low-density polymer or predominantly polymer material foam core layer preferably having a density less than 2.5 lbs/ft<sup>3</sup>. The cover board may have a waterproofing membrane forming the top major surface of the cover board. When making the roofing panel composite, the low-density foam core layer of the insulation board may be formed with the high-density core layer of the cover board being currently or subsequently formed over and bonded to a top major surface of the low-density foam core layer in the same operation or preformed insulation boards may be fed into a production line with the high-density core layer of the cover board being formed over and bonded to top major surfaces of the low-density foam core layers of the insulation boards.

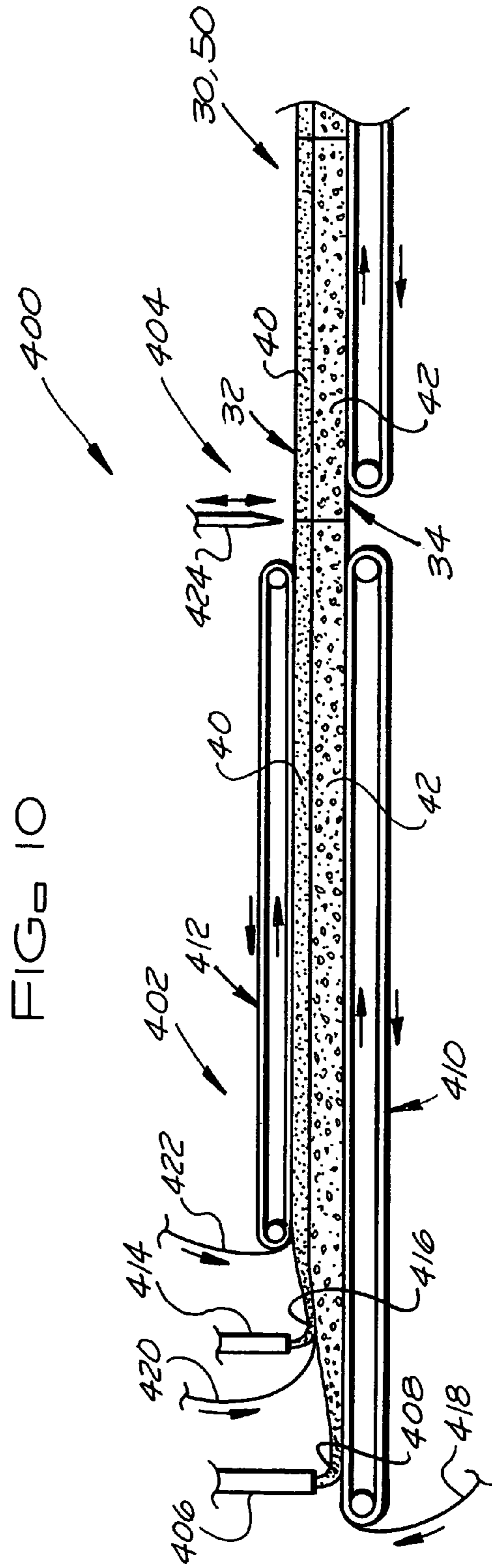
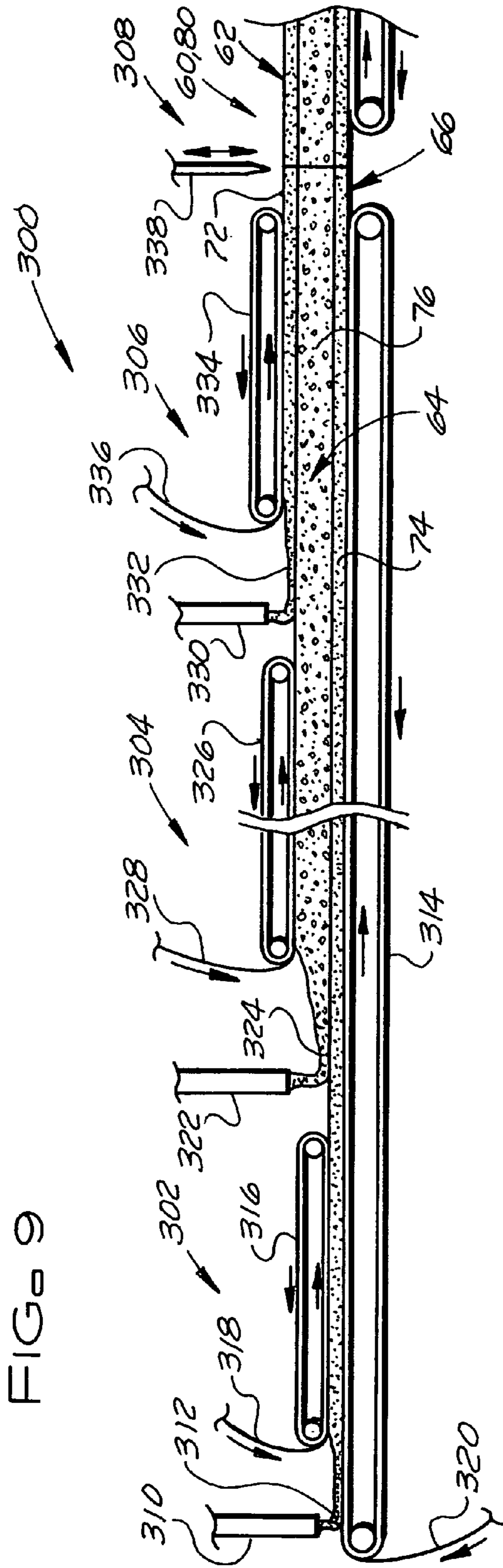
**19 Claims, 8 Drawing Sheets**

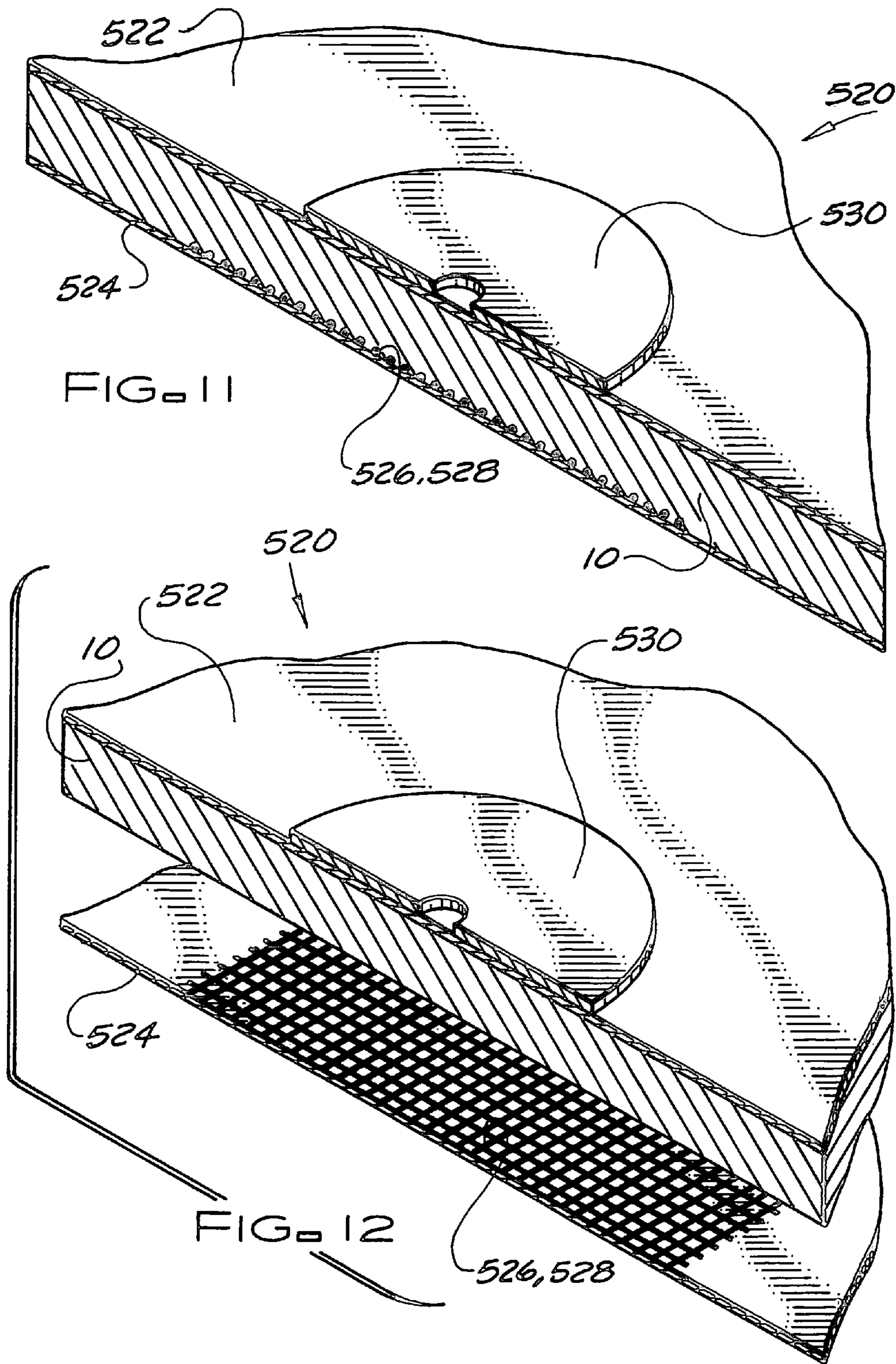












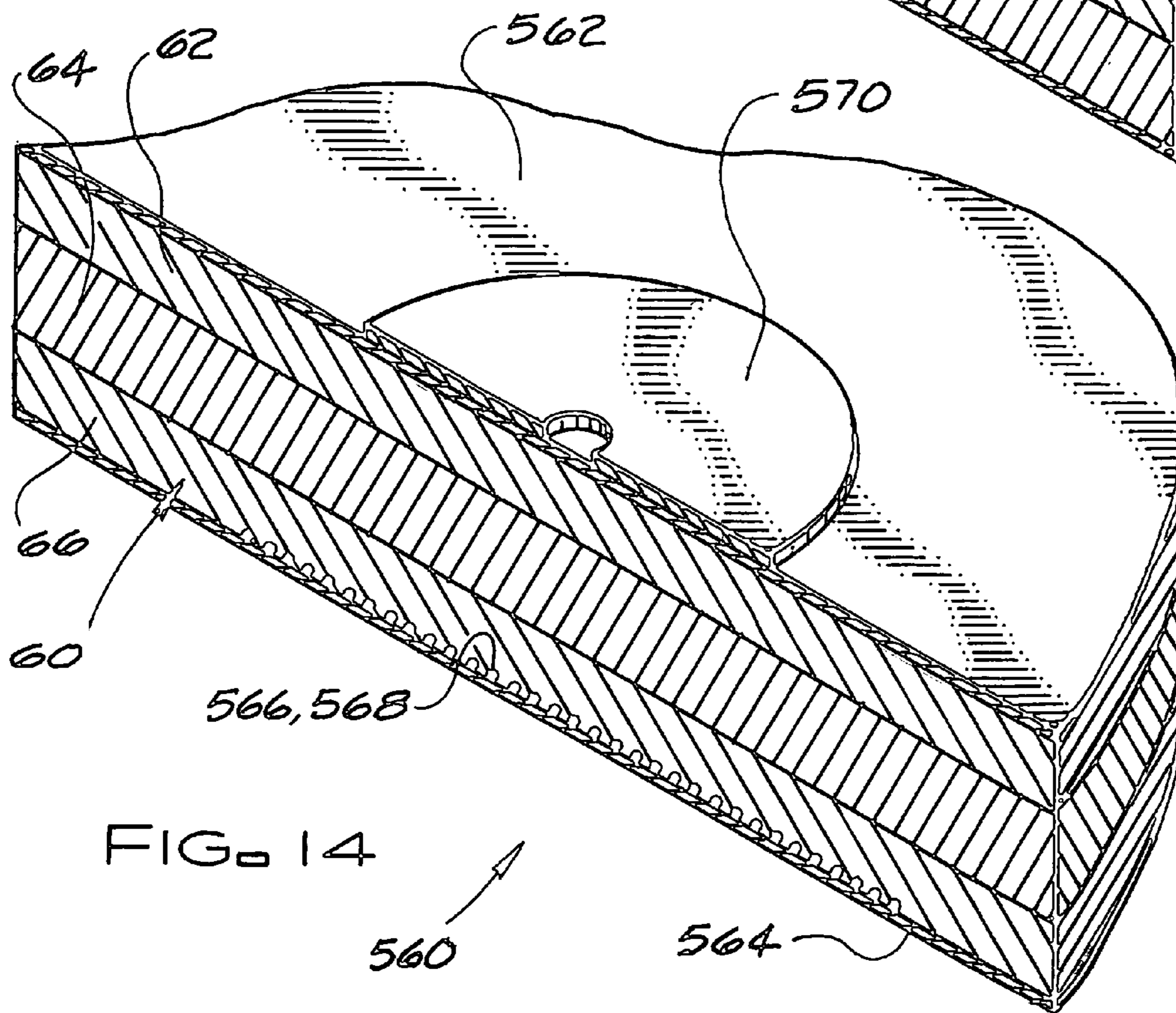
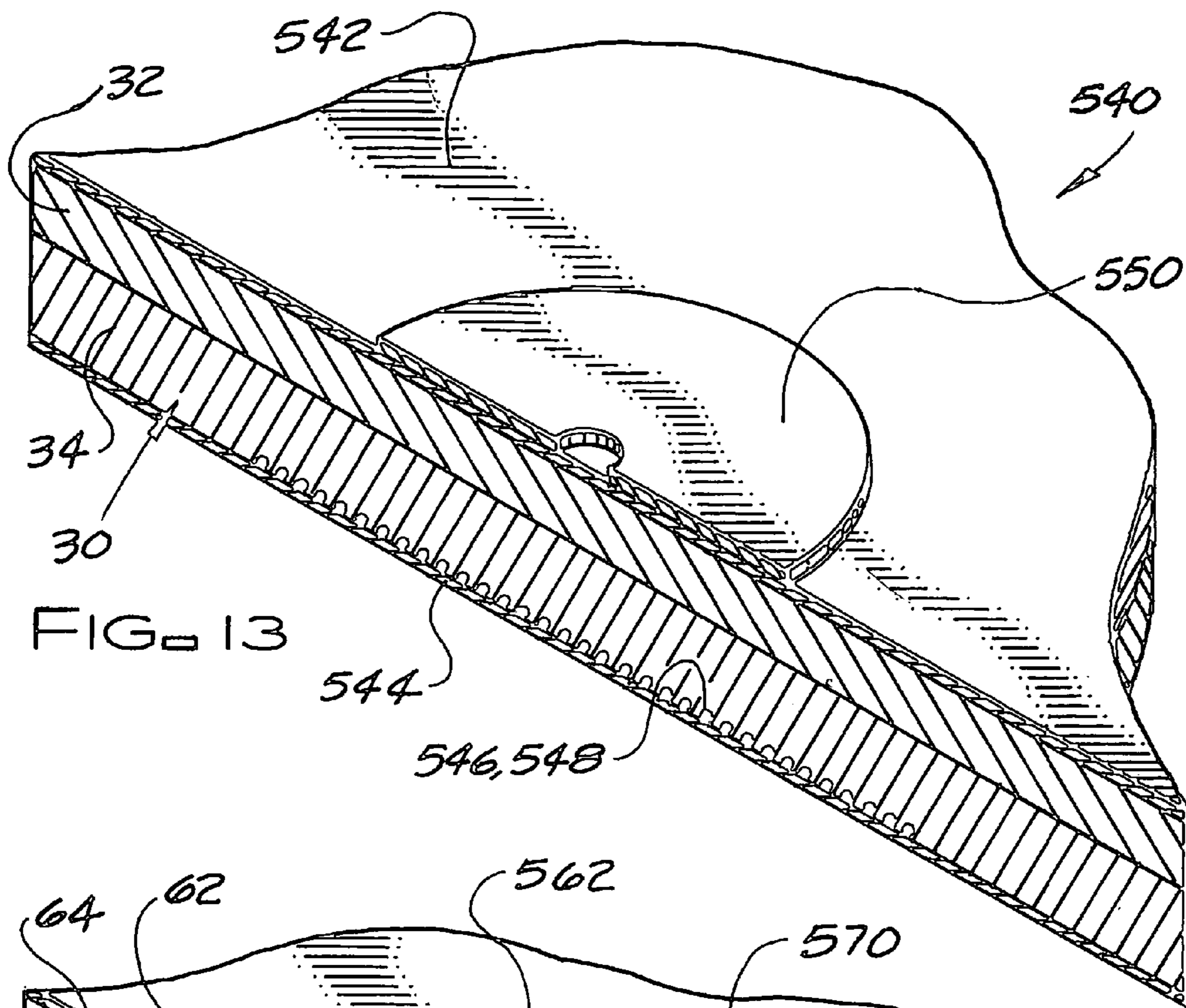


FIG. 15

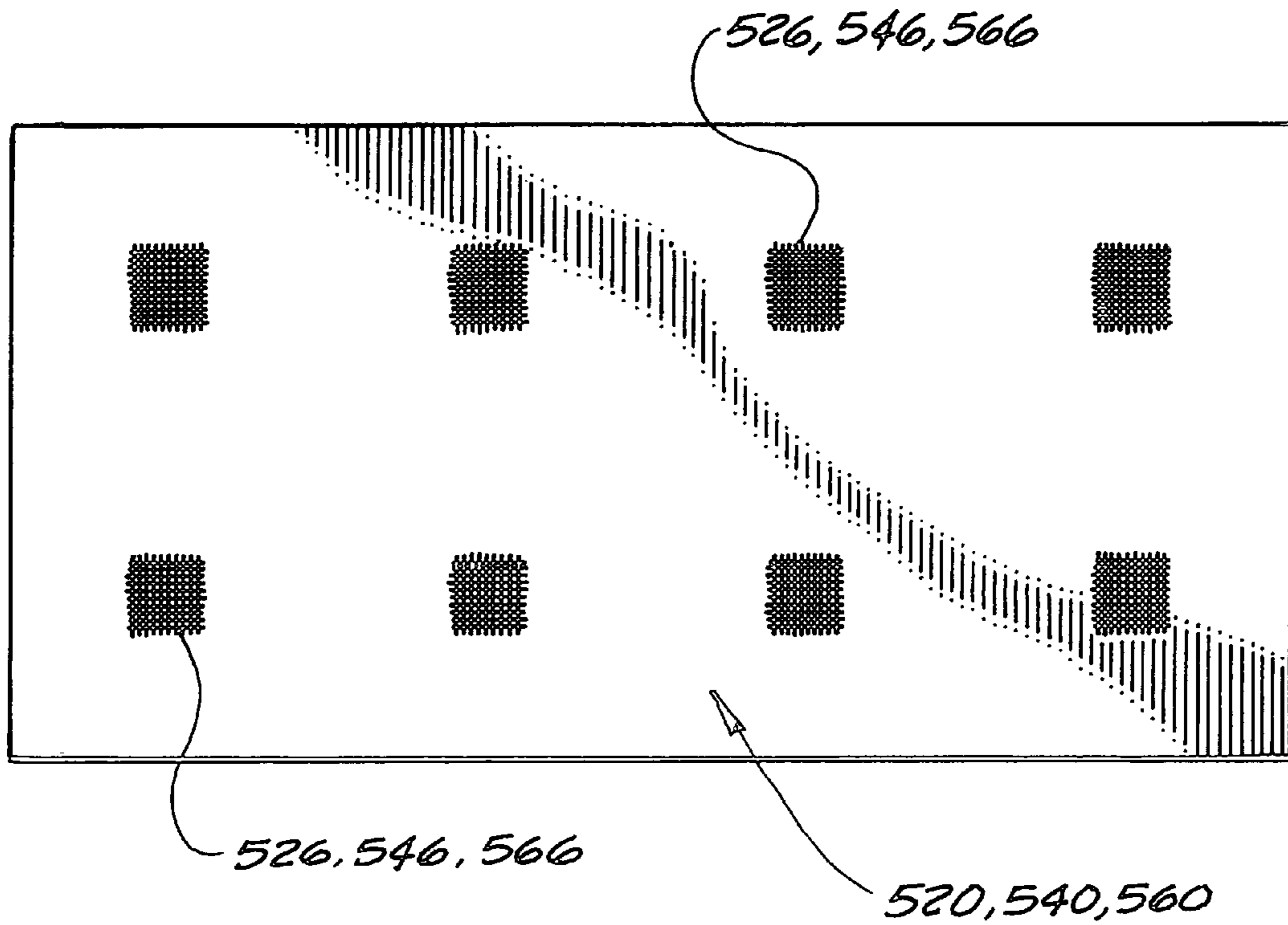


FIG. 16

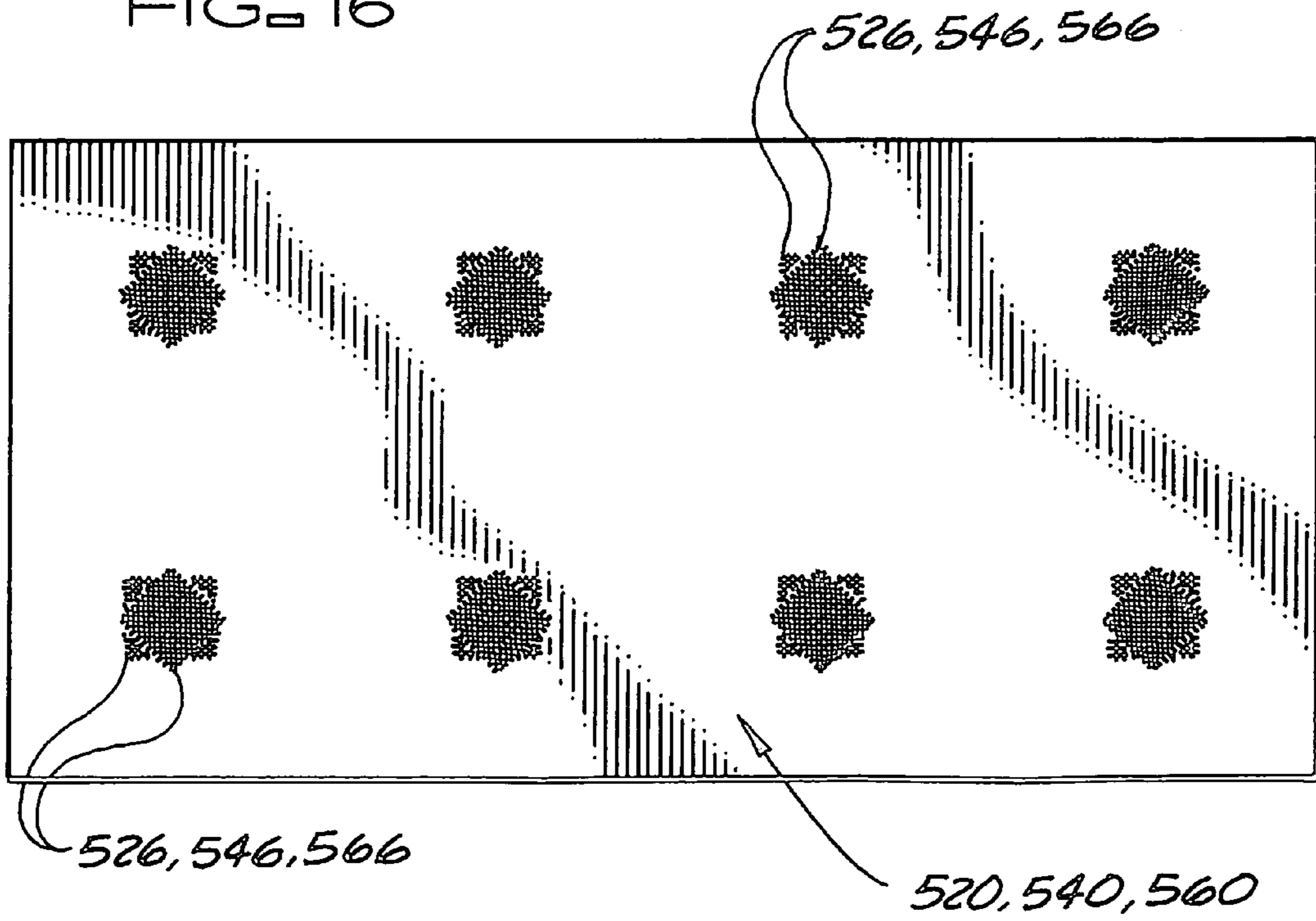
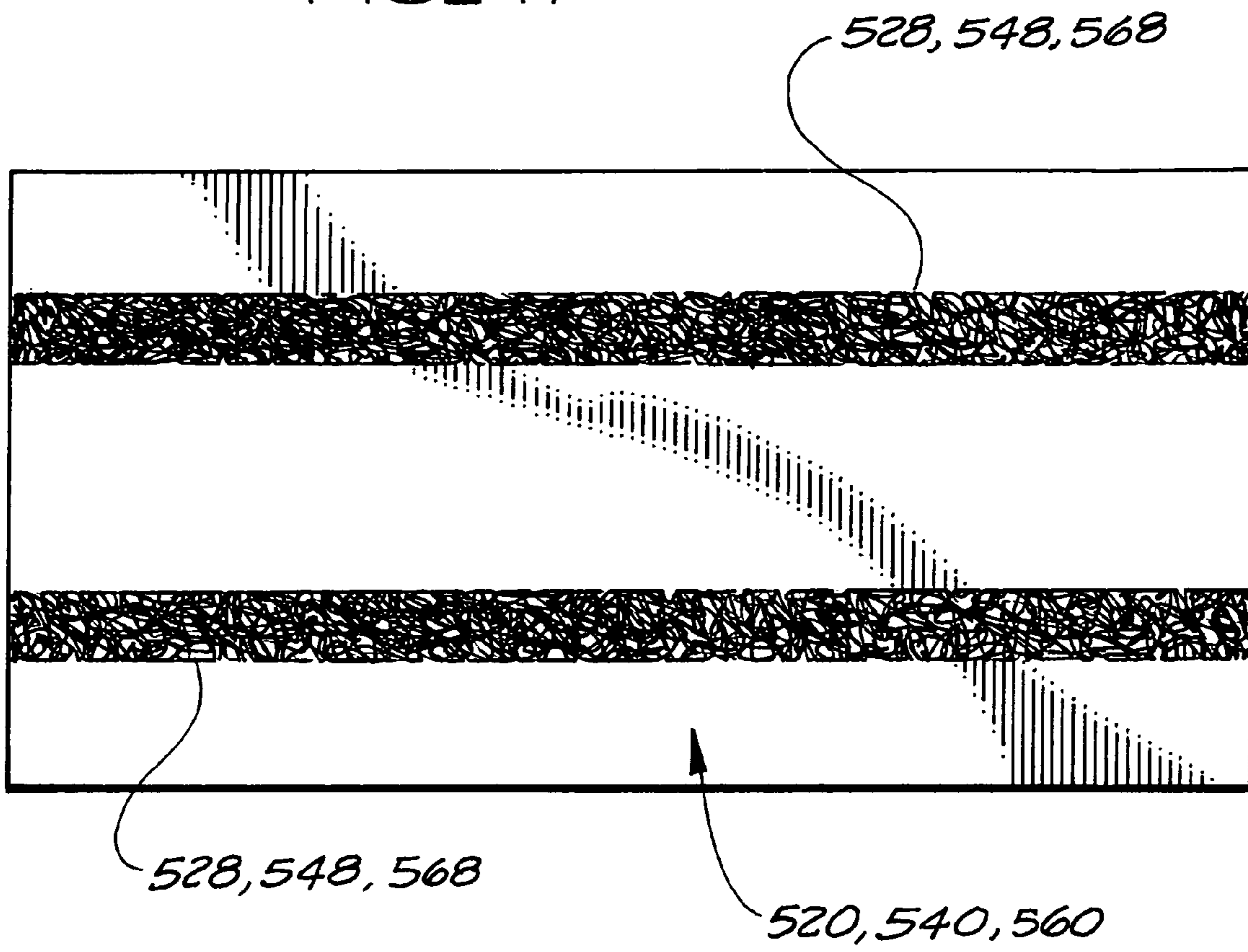




FIG. 17



## ROOFING COVER BOARD, ROOFING PANEL COMPOSITES, AND METHOD

This patent application is a continuation-in-part of patent application Ser. No. 10/984,122, Griffin et al, filed Nov. 9, 2004.

### BACKGROUND OF THE INVENTION

The subject invention relates to low-slope roofs that are typically found on commercial and industrial buildings and in particular to prefabricated high-density polymer or predominantly polymer material cover boards and cover board composites and prefabricated roofing panel composites which include high-density polymer or predominantly polymer material cover boards and low-density polymer or predominantly polymer material foam insulation boards, for use on such low-slope roofs and to a method of making the cover boards, the cover board composites, and the roofing panel composites.

Commercial and industrial buildings typically have roofs with low-slope roof decks. The roofing systems for these roofs with low-slope roof decks typically include one or more layers of a low-density roofing insulation, a layer of roofing cover boards that overlie the low-density roofing insulation layer(s), and a waterproofing membrane that overlies the layer of cover boards. The layer(s) of low-density insulation, such as a low-density polymer-based foam insulation, if not protected, can be partially crushed or otherwise damaged from worker traffic over the insulation, the placement of heaving objects on the insulation, the weather, and other causes commonly encountered in roofing construction. The layer of roofing cover boards that overlies the one or more layers of low-density insulation, protects the more fragile low density insulation from damage, acts as a fire barrier, provides a suitable substrate for the attachment of the overlying waterproofing membrane, and augments the insulating function of the low-density insulation. The uppermost waterproofing membrane layer overlying the cover board layer protects the underlying cover board and insulation layers from moisture and other adverse climatic conditions. Normally, these three components (the low-density insulation boards, the roofing cover boards, and the waterproofing membrane) of the roofing system are separately manufactured and separately and successively applied to the low-slope roof deck.

While these roofing systems function very well, there has remained a need to provide improved roofing cover boards and prefabricated cover board composites and to provide prefabricated roofing panel composites that include at least an insulation board and the improved roofing cover board, and that, preferably, include an insulation board and prefabricated the roofing cover board composite having a waterproofing membrane. With the use of such improved roofing cover boards and cover board composites and prefabricated roofing panel composites, roofing systems for low-slope roof decks can be improved and/or the time, labor, and other costs associated with the installation of roofing systems on low-slope roof decks can be reduced. The subject invention provides improved roofing cover boards, improved prefabricated roofing cover board and waterproofing membrane composites, improved prefabricated roofing panel cover board and insulation board composites, improved prefabricated roofing panel cover board, insulation board, and waterproofing membrane composites, and improved prefabricated roofing panel cover board, insulation board, baseboard, and waterproofing membrane composites. The subject invention also provides these roofing cover boards, roofing cover board composites,

and roofing panel composites with reinforcing patches or strips that increase the per fastener wind uplift pull through rating for the cover boards, cover board composites, and roofing panel composites to thereby further reduce the labor and ultimately the overall installed cost of roofing systems utilizing these cover boards, cover board composites, and roofing panel composites. The subject invention also provides a method for making the improved roofing cover board and the prefabricated roofing panel composites including the improved roofing cover board that is highly productive, relatively economical, and efficient.

### SUMMARY OF THE INVENTION

The high-density polymer or predominantly polymer material cover boards and cover board composites of the subject invention have high-density polymer or predominantly polymer material core layers with densities of at least 4 lbs/ft<sup>3</sup> and preferably, between 6 lbs/ft<sup>3</sup> and 25 lbs/ft<sup>3</sup>. Preferably, a waterproofing membrane overlies and is bonded to the top major surface of the high-density core layer of the cover board to form a cover board and waterproofing membrane composite. When the cover board and waterproofing membrane composite is laid down and the waterproofing membrane is bonded and sealed to the waterproofing membranes of other cover board and waterproofing membrane composites, the waterproofing membrane protects the high-density core layer of the composite and underlying layers of the roofing system from moisture and other climatic conditions. A separate waterproofing membrane does not have to be applied over the cover board and waterproofing membrane composite at the job site to protect the high-density core layer of the cover board and underlying roofing system layers from moisture, UV radiation, and other climatic conditions. The density and thickness of the high-density polymer or predominantly polymer material core layer of the cover board are selected to provide the cover board with the compressive strength to resist deformation so that the cover board protects low-density insulation layers overlaid by the cover board from damage and so that the cover board has surface characteristics that promote the bonding of a top facer, e.g. waterproofing membrane, to the high-density core layer of the cover board. The prefabricated high-density polymer or predominantly polymer material cover board of the subject invention is relatively lightweight and easily cut. This makes the cover board easier to install and increases the productivity of workers installing the cover boards. The high-density polymer or predominantly polymer material cover board of the subject invention does not support mold growth and the cover board is not negatively impacted by the application of solvents, hot asphalt, or adhesives.

The prefabricated roofing panel composites of the subject invention each include a cover board or cover board composite of the subject invention with its high density polymer or predominantly polymer material core layer that has a density of at least 4 lbs/ft<sup>3</sup> and preferably, a density between 6 lbs/ft<sup>3</sup> and 25 lbs/ft<sup>3</sup> and a low-density insulation board with its low-density polymer or predominantly polymer material foam core layer that has a density of less than 6 lbs/ft<sup>3</sup>, preferably a density of less than 2.5 lbs/ft<sup>3</sup>, and typical a density of about 1.65 lbs/ft<sup>3</sup>. The bottom major surface of the high-density cover board or cover board composite overlies and is bonded to the top major surface of the low-density foam insulation board and, in a preferred embodiment, the high-density cover board composite includes a waterproofing membrane facer that overlies and is bonded to the top major surface of the high-density polymer or predominantly poly-

mer material core of the cover board composite. The cover board, cover board composite, and the roofing panel composite may be secured in a roofing system mechanically with screws, nails or other mechanical fasteners and/or adhesively with asphalt or other adhesives. The prefabricated cover boards, cover board composites, and roofing panel composites of the subject invention can be provided with reinforcements to increase the per-fastener wind-uplift pull through rating of the cover boards, cover board composites, and roofing panel composites and further reduce installation time and costs.

The high-density polymer or predominantly polymer material cover board of the subject invention can be made without facers and the high-density polymer or predominantly polymer material core layer of the cover board composite of the subject invention can be made with a top waterproofing membrane facer and/or a bottom facer. When making the prefabricated roofing panel composites in accordance with the method of the subject invention, the low-density polymer or predominantly polymer material foam core layer of the low-density foam insulation board may be formed with the high-density core layer of the high-density cover board or cover board composite being concurrently or subsequently formed over and bonded to a top major surface of the low-density foam insulation board in the same operation. In an alternate version of the method of the subject invention for making the prefabricated roofing panel composite, preformed low-density foam insulation boards may be fed into a production line with the high-density polymer or predominantly polymer material core layer of the cover board or cover board composite being formed over and bonded to the top major surfaces of the preformed low-density foam insulation boards. In the method of the subject invention for making the prefabricated roofing panel composite, no facer or a common facer may be used intermediate the high-density core layer of the cover board and the low-density foam core layer of the foam insulation board.

#### BRIEF DESCRIPTION OF THE DRAWINGS

FIG. 1 is a schematic perspective view of a prefabricated high-density polymer or predominantly polymer material cover board of the subject invention.

FIG. 2 is a schematic perspective view of a cover board composite of the subject invention that includes a prefabricated high-density polymer or predominantly polymer material cover board and a top facer.

FIG. 3 is a schematic perspective view of a prefabricated roofing panel composite of the subject invention that includes a high-density polymer or predominantly polymer material cover board and a low-density polymer or predominantly polymer material foam insulation board.

FIG. 4 is a schematic perspective view of a prefabricated roofing panel composite of the subject invention that includes a high-density polymer or predominantly polymer material cover board composite with a top facer and a low-density polymer or predominantly polymer material foam insulation board.

FIG. 5 is a schematic perspective view of a prefabricated roofing panel composite of the subject invention that includes a high-density polymer or predominantly polymer material cover board, a low-density polymer or predominantly polymer material foam insulation board, and a high-density polymer or predominantly polymer material baseboard.

FIG. 6 is a schematic perspective view of a prefabricated roofing panel composite of the subject invention that includes a high-density polymer or predominantly polymer material

cover board composite with a top facer, a low-density polymer or predominantly polymer material foam insulation board, a high-density polymer or predominantly polymer material baseboard.

FIG. 7 is a schematic side view of a first production line that can be used with the method of the subject invention to make a prefabricated roofing panel composite of the subject invention that includes a high-density polymer or predominantly polymer material cover board and a low-density polymer or predominantly polymer material foam insulation board.

FIG. 8 is a schematic side view of a second production line that can be used with the method of the subject invention to make a prefabricated roofing panel composite of the subject invention that includes a high-density polymer or predominantly polymer material cover board and a low-density polymer or predominantly polymer material foam insulation board.

FIG. 9 is a schematic side view of a production line that can be used with the method of the subject invention to make a prefabricated roofing panel composite of the subject invention that includes a high-density polymer or predominantly polymer material cover board, a low-density polymer or predominantly polymer material foam insulation board, and a high-density polymer or predominantly polymer material baseboard.

FIG. 10 is a schematic side view of a third production line that can be used with the method of the subject invention to make a prefabricated roofing panel composite of the subject invention that includes a high-density polymer or predominantly polymer material cover board and a low-density polymer or predominantly polymer material foam insulation board.

FIG. 11 is a fragmentary, transverse schematic, perspective view of a cover board composite of the subject invention, at a fastener location, wherein the composite includes a reinforcement for increasing the fastener wind-uplift pull through rating of the cover board composite. The Figure also shows a portion of a fastener plate that can be used with the composite.

FIG. 12 is a fragmentary, partially exploded, transverse schematic, perspective view of the cover board composite of FIG. 11 at a fastener location.

FIG. 13 is a fragmentary, transverse schematic, perspective view of a prefabricated cover board/insulation board panel composite of the subject invention, at a fastener location, wherein the panel composite includes a reinforcement for increasing the fastener wind-uplift pull through rating of the panel composite. The Figure also shows a portion of a fastener plate that can be used with the panel composite.

FIG. 14 is a fragmentary, schematic, perspective view of a prefabricated cover board/insulation board/baseboard panel composite of the subject invention, at a fastener location, wherein the panel composite includes a reinforcement for increasing the fastener wind-uplift pull through rating of the panel composite. The Figure also shows a portion of a fastener plate that can be used with the composite.

FIG. 15 is a schematic bottom view of the prefabricated cover board, cover board/insulation board panel, or cover board/insulation board/baseboard panel composites of FIGS. 11 to 14, with the bottom facer removed, to show a reinforcement patch pattern for increasing the fastener wind-uplift pull through rating of the composites.

FIG. 16 is a schematic bottom view of the prefabricated cover board, cover board/insulation board panel, or cover board/insulation board/baseboard panel composites of FIGS. 11 to 14, with the bottom facer removed, to show a double-layer reinforcement patch pattern for increasing the fastener wind-uplift pull through rating of the composites.

## 5

FIG. 17 is a schematic bottom view of the prefabricated cover board, cover board/insulation board panel, or cover board/insulation board/baseboard panel composites of FIGS. 11 to 14, with the bottom facer removed, to show a reinforcement strip pattern for increasing the fastener wind-uplift pull through rating of the composites.

DESCRIPTION OF THE PREFERRED EMBODIMENTS

FIG. 1 is a schematic perspective view of the cover board 10 of the subject invention, which has a high-density polymer or predominantly polymer material core layer 12. The high-density polymer or predominantly polymer material core layer 12 of the cover board 10 has a density of at least 4 lbs/ft<sup>3</sup> and preferably between 6 lbs/ft<sup>3</sup> and 25 lbs/ft<sup>3</sup>. The high-density polymer or predominantly polymer material core layer 12 of the cover board 10 has a thickness of about 0.08 inches or greater and, preferably, a thickness between about 0.25 inches and about 0.75 inches. The density and thickness of the high-density polymer or predominantly polymer material core layer 12 of the cover board 10 are selected to provide the cover board with the compressive strength to resist deformation and protect low-density insulation layers overlaid by the cover board from damage, and to provide surface characteristics that promote the bonding of a top facer, e.g. a waterproofing membrane, to the high-density core layer of the cover board.

The high-density polymer or predominantly polymer material core layer 12 has a top major surface 14 and a bottom major surface 16 that are each defined by the length and the width of the high-density polymer or predominantly polymer material core layer. The high-density polymer or predominantly polymer material core layer 12 typically has a width of about four feet or greater and a length of about four feet or greater, preferably, about eight feet or greater and could have lengths that are limited only by the ability to store, transport, and handle the high-density polymer or predominantly polymer material cover board 10 prior to installation.

The cover board 10 may have top and/or bottom facers that are not shown in FIG. 1. When used, the top and/or bottom facers typically overlie the entire or substantially the entire major surface 14 and/or 16 of the high-density polymer or predominantly polymer material core layer 12 to which the facers are bonded. The top and bottom facers of the high-density polymer or predominantly polymer material cover board 10 may be any sheet material that provides suitable top and bottom major surfaces for the cover board, such as but not limited to paper, foil, woven or nonwoven mats made of fiberglass or other fibers or filaments, scrim, etc.

The high-density polymer or predominantly polymer material core layer 12 of the cover board 10 may be made of various high-density polymer or predominantly polymer materials [e.g. a high-density polyisocyanurate, polyurethane, polystyrene, or phenolic material or a high-density foam material or a high-density foam material made of a blend of these materials; a high-density polyisocyanurate, polyurethane, polystyrene, or phenolic material with up to 40% by weight, but typically between about 1% and about 25% by weight organic and/or inorganic filler(s) or a high-density material made of a blend of these materials with up to 40% by weight, but typically between about 1% and about 25% by weight organic and/or inorganic filler(s); a high-density predominantly polyisocyanurate, polyurethane, polystyrene, or phenolic foam material with up to 40% by

## 6

weight, but typically between about 1% and about 25% by weight organic and/or inorganic filler(s) or a high-density foam material made of a blend of these materials with up to 40% by weight, but typically between about 1% and about 25% by weight organic and/or inorganic filler(s), a high-density material made of other thermoset matrix polymers; etc.]. However, a preferred material for the high-density core layer 12 is a high-density polyisocyanurate or predominantly polyisocyanurate material or foam material with up to 40% by weight, but typically between about 1% and about 25% by weight organic and/or inorganic. Examples of various fillers that may be used in the predominantly polymer materials of the high-density core layer 12 include but are not limited to powdered, liquid, and fiber fillers. The high-density polymer and predominantly polymer materials of the core layer 12 may also include fiber reinforcements, fungi growth-inhibiting agents, and fire-retardants to reduce the cost of and/or modify the properties of the high-density core layer 12, such as but not limited to the compressive strength, the toughness, the flexibility, the friability, and the fire resistance of the core layer. Examples of fillers that may be used in the high-density predominantly polymer material core layer 12 are fillers such as but not limited to limestone (CaCO<sub>3</sub>), fiberglass, recycled polyisocyanurate dust, extenders/plasticizers, ground up foam insulation, ground up rubber, wood dust, etc.

FIG. 2 is a schematic perspective view of a prefabricated cover board and facer composite 20 of the subject invention. The composite 20 includes the cover board 10 and a facer 22, e.g. a waterproofing membrane. Other than the inclusion of a top facer 22, the prefabricated cover board and facer composite 20 is the same as the cover board 10 of FIG. 1.

The top facer 22 of the composite 20 may be any sheet material that provides a suitable top major surface for the cover board and facer composite, such as but not limited to coated or uncoated paper, foil, coated or uncoated woven or nonwoven mats made of fiberglass or other fibers or filaments, scrim, etc. A preferred sheet material for the top facer 22 is a nonwoven fiberglass mat that is heavily coated with a mineral coating such as but not limited to a calcium carbonate/clay/SBR latex coating. Where the composite 20 is fully adhered to an underlying roofing layer (e.g. an insulation layer) rather than being secured by mechanical fasteners, a sheet material may be used for the top facer 22 that serves the dual function of providing a facing during the manufacturing process and a waterproofing membrane on the finished product such as but not limited to a bituminous or modified bituminous membrane, or a single ply membrane (e.g. a EPDM, PVC, or TPO membrane). Where the top facer 22 is a waterproofing membrane, the facer may extend beyond the high-density polymer or predominantly polymer material core layer of the cover board 10 on one or more of the four sides of the core layer (e.g. beyond a side edge and an end edge of the top major surface of the core layer) to form membrane overlaps for sealing to the membranes of other composites 20. While not shown, the composite may also include a bottom facer that is bonded to the bottom major surface of the high-density polymer or predominantly polymer material core layer of the cover board. When used, the bottom facer of the composite 20 may be any sheet material that provides a suitable bottom major surface for the cover board and facer composite for bonding to an underlying layer of the roofing system, such as but not limited to coated or uncoated paper, coated or uncoated woven or nonwoven mats made of fiberglass or other fibers or filaments, scrim, etc.

FIG. 3 is a schematic perspective view of a first prefabricated roofing panel composite 30 of the subject invention. The prefabricated roofing panel composite 30 includes a

high-density polymer or predominantly polymer material cover board **32** and an insulation board **34** that, as shown, are bonded directly together. The prefabricated roofing panel composite **30** has a top major surface **36** and a bottom major surface **38** that are each defined by the length and the width of the roofing panel composite. The prefabricated roofing panel composite **30** typically has a width of about four feet or greater and a length of about four feet or greater, preferably, about eight feet or greater and could have lengths that are limited only by the ability to store, transport and handle the roofing panel composites prior to installation.

In the prefabricated roofing panel composite **30**, the cover board **32** has a high-density polymer or predominantly polymer material core layer **40**. The high-density polymer or predominantly polymer material core layer **40** of the cover board **32** in the prefabricated roofing panel composite **30** has a density of at least 4 lbs/ft<sup>3</sup> and preferably, between 6 lbs/ft<sup>3</sup> and 25 lbs/ft<sup>3</sup>. The high-density polymer or predominantly polymer material core layer **40** of the cover board **32** in the prefabricated roofing panel composite has a thickness of about 0.08 inches or greater and, preferably, a thickness between about 0.25 inches and about 0.75 inches. The density and thickness of the high-density polymer or predominantly polymer material core layer **40** of the cover board **32** are selected to provide the cover board with the compressive strength to resist deformation and protect the low-density insulation board **34** that is overlaid by the cover board from damage, and to provide surface characteristics that promote the bonding of a top facer, e.g. a waterproofing membrane, to the high-density core layer **40** of the cover board.

The insulation board **34** in the prefabricated roofing panel composite **30** includes a low-density polymer or predominantly polymer material foam core layer **42**. The low-density polymer or predominantly polymer material foam core layer **42** of the insulation board **34** has a density less than 6 lbs/ft<sup>3</sup>, preferably less than 4 lbs/ft<sup>3</sup>, and typically a density of less than 2.5 lbs/ft<sup>3</sup>. The low-density polymer or predominantly polymer material foam core layer **42** has a thickness of about 0.50 inches or greater and, preferably, a thickness between about 0.50 inches and about 6 inches. The density and thickness of the low-density polymer or predominantly polymer material foam core layer **42** of the insulation board **34** are selected to provide the prefabricated roofing panel composite **30** with the desired insulating properties for the roofing system application.

The high-density polymer or predominantly polymer material core layer **40** of the cover board **32** may be made of various high-density polymer or predominantly polymer materials [e.g. a high-density polyisocyanurate, polyurethane, polystyrene, or phenolic material or a high-density polyisocyanurate, polyurethane, polystyrene, or phenolic foam material or a high-density foam material made of a blend of these materials; a high-density predominantly polyisocyanurate, polyurethane, polystyrene, or phenolic material with up to 40% by weight, but typically between about 1% and about 25% by weight organic and/or inorganic filler(s) or a high-density material made of a blend of these materials with up to 40% by weight, but typically between about 1% and about 25% by weight organic and/or inorganic fillers); a high-density predominantly polyisocyanurate, polyurethane, polystyrene, or phenolic foam material with up to 40% by weight, but typically between about 1% and about 25% by weight organic and/or inorganic filler(s) or a high-density foam material made of a blend of these materials with up to 40% by weight, but typically between about 1% and about 25% by weight organic and/or inorganic filler(s), a high-

density material made of other thermoset matrix polymers; etc.]. However, a preferred material for the high-density core layer **40** is a high-density polyisocyanurate or predominantly polyisocyanurate material or foam material with up to 40% by weight, but typically between about 1% and about 25% by weight organic and/or filler(s) such as but not limited to those listed above in connection with the cover board **10**.

The low-density polymer or predominantly polymer material foam core layer **42** of the insulation board **34** may be made of various low-density polymer or predominantly polymer foam materials [e.g. a low-density polyisocyanurate, polyurethane, polystyrene, or phenolic foam material or a low-density foam material made of a blend of these materials; a low-density predominantly polyisocyanurate, polyurethane, polystyrene, or phenolic foam material with up to 40% by weight, but typically between about 1% and about 25% by weight organic and/or inorganic filler(s) or a low-density foam material made of a blend of these materials with up to 40% by weight, but typically between about 1% and about 25% by weight organic and/or filler(s), a low-density foam material made of other thermoset matrix polymers; etc.]. However, a preferred material for the low-density core layer **42** is a low-density polyisocyanurate or predominantly polyisocyanurate foam material up to 40% by weight, but typically between about 1% and about 25% by weight organic and/or inorganic filler(s).

When the high-density core layer **40** is made of a predominantly polymer material, the high-density predominantly polymer material of the core layer **40** may contain various powdered, liquid, and fiber fillers, fiber reinforcements, fire-retardants, fungi growth-inhibiting agents, etc. to reduce the cost and/or modify the properties of the high-density core layer **40** (such as but not limited to the compressive strength, the flexibility, the friability, the fire resistance of the core layer). When the low-density core layer **42** is made of a predominantly polymer material foam, the low-density predominantly polymer material foam core layer **42** may contain various powdered, liquid, and fiber fillers, fiber reinforcements, fire-retardants, fungi growth-inhibiting agents, etc. to reduce the cost and/or modify the properties of the low-density predominantly polymer material foam core layer. Examples of fillers that may be used in the high-density core layer **40** of the cover board **32** and the low-density core layer **42** of the insulation board **34** are fillers such as but not limited to limestone (CaCO<sub>3</sub>), fiberglass, recycled polyisocyanurate dust, extenders/plasticizers, ground up foam insulation, ground up rubber, wood dust, etc.

While, as shown in FIG. 3, the prefabricated roofing panel composite **30** has no facers, the prefabricated roofing panel composite **30** could have a common facer intermediate and bonded to both the bottom major surface of the cover board core layer **40** and the top major surface of the insulation board core layer **42**, a top facer bonded to the top major surface of the cover board core layer **40**, and/or a bottom facer bonded to the bottom major surface of the insulation board core layer **42**. When used, the common facer of the prefabricated roofing panel composite **30** may be any sheet material with good bonding surfaces that facilitates a good bond between the cover board **32** and insulation board **34**, such as but not limited to woven or nonwoven mats made of glass fibers, other fibers or filaments, scrims, etc. When used, the top facer of the prefabricated roofing panel composite **30** overlies the entire or substantially the entire top major surface of the high-density core layer **40** of the cover board **32**. The top facer of the prefabricated roofing panel composite **30** may be any sheet material that provides a suitable top major surface for the prefabricated roofing panel composite **30**, such as but not

limited to coated or uncoated paper, foil, coated or uncoated woven or nonwoven mats made of fiberglass or other fibers or filaments, scrims, etc. When used, the bottom facer of the prefabricated roofing panel composite **30** overlies the entire or substantially the entire bottom surface of the low-density foam core layer **42** of the insulation board **34**. The bottom facer of the prefabricated roofing panel composite **30** may be any sheet material that provides a suitable bottom major surface for the roofing panel composite **30**, such as but not limited to coated or uncoated paper, foil, coated or uncoated woven or nonwoven mats made of fiberglass or other fibers or filaments, scrims, etc.

FIG. **4** is a schematic perspective view of a prefabricated roofing panel composite **50** of the subject invention. The prefabricated roofing panel composite **50** includes the high-density polymer or predominantly polymer material cover board **32** and the low-density polymer or predominantly polymer material foam insulation board **34** that, as shown in FIG. **4**, are bonded directly together, and a top facer **52**. Other than the inclusion of the top facer **52**, the prefabricated roofing panel composite **50** is the same as the prefabricated roofing panel composite **30** of FIG. **3**.

The top facer **52** of the prefabricated roofing panel composite **50** is bonded to and overlies the entire or substantially the entire top surface of the high-density polymer or predominantly polymer material core layer of the cover board **32**. The top facer **52** of the prefabricated roofing panel composite **50** may be any sheet material that provides a suitable top major surface for the cover board of the prefabricated roofing panel composite **50**, such as but not limited to coated or uncoated paper, foil, coated or uncoated woven or nonwoven mats made of fiberglass or other fibers or filaments, scrims, etc. A preferred sheet material for the top facer **52** is a nonwoven fiberglass mat that is heavily coated with a mineral coating such as but not limited to a calcium carbonate/clay/SBR latex coating. Where the prefabricated roofing panel composite **50** is fully adhered to an underlying roofing layer (e.g. an insulation layer) rather than being secured by mechanical fasteners, a sheet material may be used for the top facer **52** that serves the dual function of providing a facing during the manufacturing process and a waterproofing membrane on the finished product such as but not limited to a bituminous or modified bituminous membrane, or a single ply membrane (e.g. a EPDM, PVC, or TPO membrane). Where the top facer **52** is a waterproofing membrane, the facer may extend beyond the high-density core layer of the cover board **32** on one or more of the four sides of the core layer, e.g. beyond a side edge and an end edge of the top major surface of the core layer to provide overlaps for sealing with the membranes of adjacent panels.

While, as shown in FIG. **4**, the prefabricated roofing panel composite **50** only has a top facer **52**, the prefabricated roofing panel composite **50** could have a common facer intermediate and bonded to both the bottom major surface of the cover board **32** core layer **40** and the top major surface of the insulation board **34** core layer **42**, and/or a bottom facer bonded to the bottom major surface of the insulation board **34** core layer **42**. When used, the common facer of the prefabricated roofing panel composite **50** may be any sheet material with good bonding surfaces that facilitates a good bond between the cover board **32** and insulation board **34**, such as but not limited to woven or nonwoven mats made of glass fibers, other fibers or filaments, scrims, etc. When used, the bottom facer of the prefabricated roofing panel composite **50** overlies the entire or substantially the entire bottom surface of the low-density foam core layer of the insulation board **34**. The bottom facer of the prefabricated roofing panel compos-

ite **50** may be any sheet material that provides a suitable bottom major surface for the roofing panel composite **50**, such as but not limited to coated or uncoated paper, foil, coated or uncoated woven or nonwoven mats made of fiberglass or other fibers or filaments, scrims, etc.

FIG. **5** is a schematic perspective view of a prefabricated roofing panel composite **60** of the subject invention that includes: a high-density polymer or predominantly polymer material cover board **62**, a low-density polymer or predominantly polymer material foam insulation board **64**, and a high-density polymer or predominantly polymer material baseboard **66**. The high-density polymer or predominantly polymer material cover board **62** and baseboard **66** may have the same density or different densities. As shown in FIG. **5**, the cover board **62**, the insulation board **64**, and the baseboard **66** are bonded directly together. The prefabricated roofing panel composite **60** has a top major surface **68** and a bottom major surface **70** that are each defined by the length and the width of the prefabricated roofing panel composite. The prefabricated roofing panel composite **60** typically has a width of about four feet or greater and a length of about four feet or greater, preferably, about eight feet or greater and could have lengths that are limited only by the ability to store, transport and handle the roofing panel composites prior to installation.

In the prefabricated roofing panel composite **60**, the cover board **62** has a high-density polymer or predominantly polymer material core layer **72** and the baseboard **66** has a high-density polymer or predominantly polymer material core layer **74**. The high-density polymer or predominantly polymer material core layers **72** and **74** each have a density of at least 4 lbs/ft<sup>3</sup> and preferably, between 6 lbs/ft<sup>3</sup> and 25 lbs/ft<sup>3</sup>. The high-density polymer or predominantly polymer material core layer **72** of the cover board **62** and the high-density polymer or predominantly polymer material core layer **74** of the baseboard **66** each have a thickness of about 0.08 inches or greater and, preferably, a thickness between about 0.25 inches and about 0.75 inches. The density and thickness of the high-density polymer or predominantly polymer material core layer **72** of the cover board **62** are selected to provide the cover board with the compressive strength to resist deformation and protect the low-density insulation board **64** that is overlaid by the cover board from damage, and to provide surface characteristics that promote the bonding of a top facer, e.g. a waterproofing membrane, to the core layer **72** of the cover board.

The insulation board **64** in the prefabricated roofing panel composite **60** includes a low-density polymer or predominantly polymer foam core layer **76**. The low-density polymer or predominantly polymer material foam core layer **76** of the insulation board **64** has a density less than 6 lbs/ft<sup>3</sup>, preferably less than 4 lbs/ft<sup>3</sup>, and typically a density of less than about 2.5 lbs/ft<sup>3</sup>. The low-density polymer or predominantly polymer material foam core layer **76** has a thickness of about 0.50 inches or greater and, preferably, a thickness between about 0.50 inches and about 6 inches. The density and thickness of the low-density polymer or predominantly polymer material foam core layer **76** of the insulation board **64** are selected to provide the prefabricated roofing panel composite **60** with the desired insulating properties for the roofing system application.

The high-density polymer or predominantly polymer material core layers **72** and **74** of the cover board **62** and the baseboard **66** may be made of various high-density polymer or predominantly polymer materials [e.g. a high-density polyisocyanurate, polyurethane, polystyrene, or phenolic material or a high-density material made of a blend of these materials; a high-density polyisocyanurate, polyurethane, polystyrene, or phenolic foam material or a high-density

foam material made of a blend of these materials; a high-density predominantly polyisocyanurate, polyurethane, polystyrene, or phenolic material with up to 40% by weight, but typically between about 1% and about 25% by weight organic and/or inorganic filler(s) or a high-density material made of a blend of these materials with up to 40% by weight, but typically between about 1% and about 25% by weight organic and/or inorganic filler(s); a high-density predominantly polyisocyanurate, polyurethane, polystyrene, or phenolic foam material with up to 40% by weight, but typically between about 1% and about 25% by weight organic and/or inorganic filler(s) or a high-density foam material made of a blend of these materials with up to 40% by weight, but typically between about 1% and about 25% by weight organic and/or inorganic filler(s), a high-density material made of other thermoset matrix polymers; etc.]. However, a preferred material for the high-density core layers **72** and **74** is a high-density polyisocyanurate or predominantly polyisocyanurate material or foam material up to 40% by weight, but typically between about 1% and about 25% by weight organic and/or inorganic filler(s).

The low-density polymer or predominantly polymer material foam core layer **76** of the insulation board **64** may be made of various low-density polymer or predominantly polymer foam materials [e.g. a low-density polyisocyanurate, polyurethane, polystyrene, or phenolic foam material or a low-density foam material made of a blend of these materials; a low-density predominantly polyisocyanurate, polyurethane, polystyrene, or phenolic foam material with up to 40% by weight, but typically between about 1% and about 25% by weight organic and/or inorganic filler(s) or a low-density foam material made of a blend of these materials with up to 40% by weight, but typically between about 1% and about 25% by weight organic and/or inorganic filler(s), a low-density material made of other thermoset matrix polymers; etc.]. However, a preferred material for the low-density core layer **76** is a low-density polyisocyanurate or predominantly polyisocyanurate foam material up to 40% by weight, but typically between about 1% and about 25% by weight organic and/or inorganic filler(s).

When the high-density core layers **72** and **74** are made of a predominantly polymer material, the high-density predominantly polymer material of the core layers **72** and **74** may contain various powdered, liquid, and fiber fillers, fiber reinforcements, fire-retardants, fungi growth-inhibiting agents, etc. to reduce the cost and/or modify the properties of the high-density core layers **72** and **74** (such as but not limited to the compressive strength, the flexibility, the friability, the fire resistance of the core layer). When the low-density core layer **76** is made of a predominantly polymer material foam, the low-density predominantly polymer material foam core layer **76** may contain various powdered, liquid and fiber fillers, fiber reinforcements, fire-retardants, fungi growth-inhibiting agents, etc. to reduce the cost and/or modify the properties of the low-density foam core layer. Examples of fillers that may be used in the high-density core layers **72** of the cover board **62** and the baseboard **66** and the low-density core layer **76** of the insulation board **64** are fillers such as but not limited to limestone (CaCO<sub>3</sub>), fiberglass, recycled polyisocyanurate dust, extenders/plasticizers, ground up foam insulation, ground up rubber, wood dust, etc.

While, as shown in FIG. 5, the prefabricated roofing panel composite **60** has no facers, the prefabricated roofing panel composite **60** could have a common facer intermediate and bonded to both the bottom major surface of the cover board core layer **72** and the top major surface of the insulation board core layer **76**, a common facer intermediate and bonded to

both the bottom major surface of the insulation board core layer **76** and the top major surface of the baseboard core layer **74**, a top facer bonded to the top major surface of the cover board core layer **72**, and/or a bottom facer bonded to the bottom major surface of the baseboard core layer **74**. When used, the common facers of the prefabricated roofing panel composite **60** may be any sheet material with good bonding surfaces that facilitates a good bond between the cover board **62**, the insulation board **64**, and the baseboard **66**, such as but not limited to woven or nonwoven mats made of glass fibers, other fibers or filaments, scrim, etc. When used, the top facer of the prefabricated roofing panel composite **60** overlies the entire or substantially the entire top major surface of the high-density core layer **72** of the cover board **62**. The top facer of the prefabricated roofing panel composite **60** may be any sheet material that provides a suitable top major surface for the prefabricated roofing panel composite **60**, such as but not limited to coated or uncoated paper, foil, coated or uncoated woven or nonwoven mats made of fiberglass or other fibers or filaments, scrim, etc. When used, the bottom facer of the prefabricated roofing panel composite **60** overlies the entire or substantially the entire bottom surface of the high-density core layer **74** of the baseboard **66**. The bottom facer of the prefabricated roofing panel composite **60** may be any sheet material that provides a suitable bottom major surface for the roofing panel composite **60**, such as but not limited to coated or uncoated paper, foil, coated or uncoated woven or nonwoven mats made of fiberglass or other fibers or filaments, scrim, etc.

FIG. 6 is a schematic perspective view of a prefabricated roofing panel composite **80** of the subject invention. The prefabricated roofing panel composite **80** includes the high-density polymer or predominantly polymer material cover board **62**, the low-density polymer or predominantly polymer material foam insulation board **64**, and the high-density polymer or predominantly polymer material baseboard **66**, that, as shown in FIG. 6, are bonded directly together, and a top facer **82**. Other than the inclusion of a top facer **82**, the prefabricated roofing panel composite **80** of FIG. 6 is the same as the prefabricated roofing panel composite **60** of FIG. 5.

The top facer **82** of the prefabricated roofing panel composite **80** is bonded to and overlies the entire or substantially the entire top surface of the high-density polymer or predominantly polymer material core layer of the cover board **62**. The top facer **82** of the prefabricated roofing panel composite **80** may be any sheet material that provides a suitable top major surface for the cover board and facer composite, such as but not limited to coated or uncoated paper, foil, coated or uncoated woven or nonwoven mats made of fiberglass or other fibers or filaments, scrim, etc. A preferred sheet material for the top facer **82** is a nonwoven fiberglass mat that is heavily coated with a mineral coating such as but not limited to a calcium carbonate/clay/SBR latex coating. Where the prefabricated roofing panel composite **80** is fully adhered to an underlying roofing layer (e.g. an insulation layer) rather than being secured by mechanical fasteners, a sheet material may be used for the top facer **82** that serves the dual function of providing a facing during the manufacturing process and a waterproofing membrane on the finished product such as but not limited to a bituminous or modified bituminous membrane, or a single ply membrane (e.g. a EPDM, PVC, or TPO membrane). Where the top facer **82** is a waterproofing membrane, the facer may extend beyond the high-density polymer or predominantly polymer material core layer of the cover board **62** on one or more of the four sides of the core layer, e.g. beyond a side edge and an end edge of the top major surface

of the core layer to provide membrane overlaps for sealing with the membranes of adjacent panels.

While, as shown in FIG. 6, the prefabricated roofing panel composite **80** only has a top facer **82**, the prefabricated roofing panel composite **80** could have a common facer intermediate and bonded to both the bottom major surface of the cover board core layer and the top major surface of the insulation board core layer, a common facer intermediate and bonded to both the bottom major surface of the insulation board core layer and the top major surface of the baseboard core layer, and/or a bottom facer bonded to the bottom major surface of the baseboard core layer. When used, the common facers of the prefabricated roofing panel composite **80** may be any sheet material with good bonding surfaces that facilitates a good bond between the cover board and insulation board and the insulation board and the baseboard, such as but not limited to woven or nonwoven mats made of glass fibers, other fibers or filaments, scrims, etc. When used, the bottom facer of the prefabricated roofing panel composite **80** overlies the entire or substantially the entire bottom surface of the high-density core layer of the baseboard **66**. The bottom facer of the prefabricated roofing panel composite **80** may be any sheet material that provides a suitable bottom major surface for the prefabricated roofing panel composite **80**, such as but not limited to coated or uncoated paper, foil, coated or uncoated woven or nonwoven mats made of fiberglass or other fibers or filaments, scrims, etc.

FIG. 7 is a schematic side view of a first production line **100** that can be used with the method of the subject invention to continuously make prefabricated roofing panel composites of the subject invention in line, such as the prefabricated roofing panel composites **30** of FIG. 3 and **50** of FIG. 4. The prefabricated roofing panel composites **30** and **50** each include a high-density polymer or predominantly polymer material cover board **32** and a low-density polymer or predominantly polymer material foam insulation board **34**. The production line **100** includes: a first forming station **102** for forming the low-density polymer or predominantly polymer material foam insulation board **34** of the prefabricated roofing panel composites **30** and **50**; a second forming station **104** for forming the high-density polymer or predominantly polymer material cover board **32** of the prefabricated roofing panel composites **30** and **50**; and a cutting station **106** for cutting the prefabricated roofing panel composites **30** and **50** to length.

The first forming station **102** for forming the low-density foam insulation board **34** includes a conventional dispenser **108** for dispensing a low-density polymer or predominantly polymer material foam precursor **110** (e.g. a low-density polyisocyanurate or predominantly polyisocyanurate foam precursor) onto a facer, when used, overlying a conveyor **112** of two spaced-apart opposed forming conveyers **112** and **114** or directly onto the conveyor **112**. As the foam precursor **110** passes between the forming conveyers **112** and **114**, foams and at least partially sets, the forming conveyers **112** and **114** cooperate to set the thickness of the low-density polymer or predominantly polymer material foam core layer **42** of the low-density polymer or predominantly polymer foam insulation board **34** formed from the precursor **110**. The first forming station **102** also includes supplies (e.g. rolls) of facer materials **116** and **118** that can be fed over and/or beneath the low-density polymer or predominantly polymer material foam precursor **110** to form a common facer of the prefabricated roofing panel composites **30** and **50** and a bottom facer of the prefabricated roofing panel composites **30** and **50**.

The second forming station **104** of the production line **100** for forming the high-density polymer or predominantly polymer material cover board **32** of the prefabricated roofing

panel composites **30** and **50** includes a conventional dispenser **120** for dispensing a high-density polymer or predominantly polymer material or foam precursor **122** (e.g. a high-density polyisocyanurate or predominantly polyisocyanurate foam precursor) onto the low-density polymer or predominantly polymer material foam core layer **42** or, when used, a common facer overlying the low-density polymer or predominantly polymer material foam core layer **42**. With the high-density polymer or predominantly polymer material precursor **122** overlying the low-density foam core layer **42** or, when used, the common facer, the high-density polymer or predominantly polymer material precursor **122** and the low-density foam core layer **42** pass between two spaced-apart opposed forming conveyers **112** and **124** where the high-density polymer or predominantly polymer material core layer **38** is formed and bonded directly to the low-density foam core layer **42** or to the common facer overlying the low-density foam core layer **42**. The spaced-apart opposed forming conveyers **112** and **124** cooperate to set the thickness of both the high-density polymer or predominantly polymer material core layer **40** and the prefabricated roofing panel composite **30** or **50**. The second forming station **104** also includes supplies (e.g. rolls) of a facer material **126** that is fed over the high-density polymer or predominantly polymer material precursor **122** to form the top facer **52** of both the high-density cover board **32** and the prefabricated roofing panel composite **50**.

With the high-density core layer **40** and the low-density foam core layer **42** of the prefabricated roofing panel composite **30** or **50** bonded together in the second forming station **104** to form a continuous length of the prefabricated roofing panel composite **30** or **50**, the prefabricated roofing panel composite **30** or **50** is then cut to length to complete the formation of the prefabricated roofing panel composite **30** or **50**. In the cutting station **106** a cutter, such as but not limited to a reciprocating cutter **128**, cuts the prefabricated roofing panel composite **30** or **50** coming from the second forming station **104** to length.

While the production line **100**, as shown, is capable of applying three facer materials **116**, **118**, and **126** to the insulation board **34** and the cover board **32** to form the prefabricated roofing panel composites **30** and **50**. The application of any one, any two, or all of the facing materials **116**, **118** and **126** to the insulation board and cover board can be omitted to form the prefabricated roofing panel composite **30** and all but the top facing material can be omitted to form the prefabricated roofing panel composite **50** with the desired number of facers. The facers **116**, **118** and **126** normally prevent the polymer or predominantly polymer layers from sticking to the conveyors. However, with a shift in the chemistry of the precursors **110** and **122** to affect the tackiness of the layers produced so that they do not stick to the surfaces of the conveyors or by applying release films or coatings to the surfaces of the conveyers that will not allow the layers produced to stick to the surfaces of the conveyors, when desired, any one or all of the facing materials are not needed for and could be eliminated from the manufacturing process.

FIG. 8 is a schematic side view of a second production line **200** that can be used with the method of the subject invention to continuously make prefabricated roofing panel composites of the subject invention, such as the prefabricated roofing panel composites **30** of FIG. 3 and **50** of FIG. 4. The prefabricated roofing panel composites **30** and **50** each include a high-density polymer or predominantly polymer material cover board and a low-density polymer or predominantly polymer material foam insulation board. The production line **200** includes: an in-feed conveyor **202** for continuously feed-



ing a series of low-density polymer or predominantly polymer material foam insulation boards **34** of the prefabricated roofing panel composite into a forming station **204**; the forming station **204** for forming the high-density polymer or predominantly polymer material cover board **32** of the prefabricated roofing panel composites **30** and **50**; and a cutting station **206** for cutting the prefabricated roofing panel composites **30** and **50** to length.

The low-density polymer or predominantly polymer material foam insulation boards **34** may include a top facer that, when used, forms a common facer of the prefabricated roofing panel composites **30** and **50** and may include a bottom facer that, when used, forms a bottom facer of the prefabricated roofing panel composites. Preferably, the low-density polymer or predominantly polymer material foam insulation boards **34** are fed into the forming station **204** lengthwise with the ends of successive insulation boards **34** in the continuous series of insulation boards abutting each other.

The forming station **204** of the production line **200** for forming the high-density polymer or predominantly polymer material cover board **32** of the prefabricated roofing panel composite **30** includes a conventional dispenser **208** for dispensing the high-density polymer or predominantly polymer material precursor **210** (e.g. a high-density polyisocyanurate or predominantly polyisocyanurate precursor) directly onto the low-density foam core layers **42** of the insulation boards **34** or, when used the common facers overlying the low-density foam core layers of the low-density foam insulation boards. With the high-density polymer or predominantly polymer material precursor **210** directly overlying the low-density foam core layers **42** of the insulation boards or the common facers **36** carried by the low-density foam insulation boards **34**, the high-density polymer or predominantly polymer material precursor **210** and the low-density foam insulation boards **34** pass between two spaced-apart opposed forming conveyers **212** and **214** where the high-density polymer or predominantly polymer material core layers **38** of the cover boards **32** are formed and bonded directly to the low-density foam core layers **42** of the insulation boards **34** or to the common facers overlying the low-density foam insulation board **34**. The spaced-apart opposed forming conveyers **212** and **214** cooperate to set the thickness of both the high-density polymer or predominantly polymer material core layer **40** and the prefabricated roofing panel composite **30** or **50**. The forming station **204** also includes supplies (e.g. rolls) of a facer material **216** that is fed over the high-density polymer or predominantly polymer material precursor **210** to form the top facer **52** of both the high-density polymer or predominantly polymer material cover board **32** and the prefabricated roofing panel composite **50**.

With the high-density core layer **40** and the low-density foam core layer **42** of the prefabricated roofing panel composite **30** or **50** bonded together in the forming station **204** to form a continuous length of the prefabricated roofing panel composite **30** or **50**, the prefabricated roofing panel composite **30** or **50** is then cut to length to complete the formation of the prefabricated roofing panel composite **30** or **50**. In the cutting station **206** a cutter, such as but not limited to a reciprocating cutter **218**, cuts the prefabricated roofing panel composite **30** coming from the forming station **204** to length.

The production line **200**, as shown, is capable of making the prefabricated roofing panel composite **30** by feeding preformed low-density polymer or predominantly polymer material foam insulation boards **34** into the forming station **204** and omitting the application of the facer material **216** to the cover board **32** and is capable of making the prefabricated roofing panel composite **50** by feeding preformed low-den-

sity polymer or predominantly polymer material foam insulation boards **34** into the forming station **204** and applying of the facer material **216** to the cover board **32**. The facer **216** normally prevents the high-density polymer or predominantly polymer material layer from sticking to the conveyor **212**. However, with a shift in the chemistry of the precursor **210** to affect the tackiness of the layer produced so that the layer does not stick to the surface of the conveyor **212** or by applying a release film or coating to the surface of the conveyor **212** that will not allow the layer produced to stick to the surface of the conveyor, when desired, the facing materials **216** is not needed for and could be eliminated from the manufacturing process.

FIG. **9** is a schematic side view of a production line **300** that can be used with the method of the subject invention to continuously make a prefabricated roofing panel composite of the subject invention, such as the prefabricated roofing panel composites **60** of FIG. **5** and **80** of FIG. **6**. These prefabricated roofing panel composites each include: a high-density polymer or predominantly polymer material cover board **62**, a low-density polymer or predominantly polymer material foam insulation board **64**, and a high-density polymer or predominantly polymer material baseboard **66**. The production line **300** includes: a first forming station **302** for forming the high-density polymer or predominantly polymer material baseboard **66** of the prefabricated roofing panel composites **60** and **80**; a second forming station **304** for forming the low-density polymer or predominantly polymer material foam insulation board **64** of the prefabricated roofing panel composites **60** and **80**; a third forming station **306** for forming the high-density polymer or predominantly polymer material cover board **62** of the prefabricated roofing panel composites **60** and **80**; and a cutting station **308** for cutting the prefabricated roofing panel composites **60** and **80** to length.

The first forming station **302** for forming the high-density polymer or predominantly polymer material baseboard **56** includes a conventional dispenser **310** for dispensing a high-density polymer or predominantly polymer material precursor **312** (e.g. a high-density polyisocyanurate or predominantly polyisocyanurate precursor) onto a facer, when used, overlying a conveyor **314** of two spaced-apart opposed forming conveyers **314** and **316** or directly onto the conveyor **314**. As the precursor **310** passes between the forming conveyers **314** and **316**, forms and at least partially sets, the forming conveyers **314** and **316** cooperate to set the thickness of the high-density polymer or predominantly polymer material core layer **74** of the high-density baseboard **66** formed from the precursor **310**. The first forming station **302** also includes supplies (e.g. rolls) of facer materials **318** and **320** that may be fed over and/or beneath the high-density polymer or predominantly polymer material precursor **310** to form, when used, a common facer of the prefabricated roofing panel composites **60** and **80** and a bottom facer of the prefabricated roofing panel composites **60** and **80**.

The second forming station **304** of the production line **300** for forming the low-density polymer or predominantly polymer material foam insulation board **64** of the prefabricated roofing panel composites **60** and **80** includes a conventional dispenser **322** for dispensing a low-density polymer or predominantly polymer material foam precursor **324** (e.g. a low-density polyisocyanurate or predominantly polyisocyanurate foam precursor) directly onto the high-density core layer **74** or, when used, onto a common facer overlying the high-density core layer **74** of the baseboard **66**. With the low-density polymer or predominantly polymer material foam precursor **324** directly overlying high-density core layer **74** or the common facer overlying the high-density core layer **74** of

the baseboard **66**, the low-density polymer or predominantly polymer material foam precursor **324** and the high-density core layer **74** pass between two spaced-apart opposed forming conveyers **314** and **326** where the low-density polymer or predominantly polymer material foam core layer **76** of the insulation board **64** is formed and bonded to the high-density core layer **74** or the common facer overlying the high-density core layer **74** of the baseboard **66**. The spaced-apart opposed forming conveyers **314** and **326** cooperate to set the thickness of the low-density polymer or predominantly polymer material foam core layer **76** of the insulation board **64**. The second forming station **304** also includes supplies (e.g. rolls) of a facer material **328** that can be fed over the low-density polymer or predominantly polymer material foam precursor **324** to form a common facer of the prefabricated roofing panel composites **60** and **80**.

The third forming station **306** of the production line **300** for forming the high-density polymer or predominantly polymer material cover board **62** of the prefabricated roofing panel composites **60** and **80** includes a conventional dispenser **330** for dispensing a high-density polymer or predominantly polymer material precursor **332** (e.g. a high-density polyisocyanurate or predominantly polyisocyanurate precursor) directly onto the low-density foam core layer **76** or the common facer overlying the low-density foam core layer **76** of the insulation board **64**. With the high-density polymer or predominantly polymer material precursor **332** overlying the low-density foam core layer **76** or the common facer overlying the low-density foam core layer **76**, the high-density polymer or predominantly polymer material precursor **332**, the low-density foam insulation board **64**, and the high-density baseboard **66** pass between two spaced-apart opposed forming conveyers **314** and **334** where the high-density polymer or predominantly polymer material core layer **72** of the cover board **62** is formed and bonded to the low-density foam core layer **76** or the common facer overlying the low-density foam core layer **76** of the insulation board **64**. The spaced-apart opposed forming conveyers **314** and **334** cooperate to set the thickness of both the high-density polymer or predominantly polymer material core layer **72** and the prefabricated roofing panel composite **60** or **80**. The third forming station **306** also includes supplies (e.g. rolls) of a facer material **336** that is fed over the high-density polymer or predominantly polymer material precursor **332** to form the top facer **82** of both the high-density cover board **62** and the prefabricated roofing panel composite **80**.

With the high-density polymer or predominantly polymer material cover board **62**, the low-density polymer or predominantly polymer material foam insulation board **64**, and the high-density polymer or predominantly polymer material baseboard **66** of the prefabricated roofing panel composites **60** or **80** bonded together in the third forming station **306** to form a continuous length of the prefabricated roofing panel composite **60** or **80**, the prefabricated roofing panel composite **60** or **80** is then cut to length to complete the formation of the prefabricated roofing panel composite **60** or **80**. In the cutting station **308** a cutter, such as but not limited to a reciprocating cutter **338**, cuts the continuous prefabricated roofing panel composite **60** or **80** coming from the third forming station **306** to length.

While the production line **300**, as shown, is capable of applying four facer materials **318**, **320**, **328**, and **336** to the baseboard **66**, the insulation board **64** and the cover board **62** to form the prefabricated roofing panel composites **60** and **80**. The application of any one, any two, any three or all of the facing materials **318**, **320**, **328**, and **336** to the baseboard, the insulation board and the cover board can be omitted to form

the prefabricated roofing panel composite **60** and all but the top facing material can be omitted to form the prefabricated roofing panel composite **80** with the desired number of facers. The facers **318**, **320**, **328**, and **336** normally prevent the composite layers from sticking to the conveyors. However, with a shift in the chemistry of the precursors **312**, **324**, and **332** to affect the tackiness of the layers produced so that they do not stick to the surfaces of the conveyors or by applying release films or coatings to the surfaces of the conveyors that will not allow the layers produced to stick to the surfaces of the conveyors, when desired, any one or all of the facing materials are not needed for and could be eliminated from the manufacturing process.

FIG. **10** is a schematic side view of another production line **400** that can be used with the method of the subject invention to continuously make prefabricated roofing panel composites of the subject invention in line, such as the prefabricated roofing panel composites **30** of FIG. **3** and **50** of FIG. **4**. The prefabricated roofing panel composites **30** and **50** each include a high-density polymer or predominantly polymer material cover board **32** and a low-density polymer or predominantly polymer material foam insulation board **34**. The production line **400** includes: a forming station **402** for forming the low-density polymer or predominantly polymer material foam insulation board **34** and the high-density polymer or predominantly polymer material cover board **32** of the prefabricated roofing panel composites **30** and **50**; and a cutting station **404** for cutting the prefabricated roofing panel composites **30** and **50** to length.

The forming station **402** for forming the low-density foam insulation board **34** and the high-density cover board includes a conventional dispenser **406** for dispensing a low-density polymer or predominantly polymer material foam precursor **408** (e.g. a low-density polyisocyanurate or predominantly polyisocyanurate foam precursor) onto a facer, when used, overlying a conveyor **410** of two spaced-apart opposed forming conveyers **410** and **412** or directly onto the conveyor **410**. The forming station **402** also includes a conventional dispenser **414** for dispensing a high-density polymer or predominantly polymer material precursor **416** (e.g. a high-density polyisocyanurate or predominantly polyisocyanurate material precursor) onto the low-density polymer or predominantly polymer material foam precursor of the core layer **42** or, when used, a common facer overlying the low-density polymer or predominantly polymer material foam precursor of the core layer **42**. As the layers of precursor **408** and **416** pass between the forming conveyors **410** and **412**, the precursors form and at least partially set, the forming conveyors **410** and **412** cooperate to set the thickness of the low-density polymer or predominantly polymer material foam core layer **42** of insulation board **34** formed from the precursor **408**, the thickness of the high-density polymer or predominantly polymer material core layer **40** of cover board **32** formed from the precursor **416**, and the thickness of the prefabricated roofing panel composite **30** or **50**. The forming station **402** also includes supplies (e.g. rolls) of facer materials **418**, **420**, and **422** that can be fed over and/or beneath the low-density polymer or predominantly polymer material foam precursor **408** to form a common facer of the prefabricated roofing panel composites **30** and **50** and a bottom facer of the prefabricated roofing panel composites **30** and **50** and that can be fed over the high-density polymer or predominantly polymer material precursor **416** to form a top facer of the prefabricated roofing panel composites **30** and **50**.

With the high-density core layer **40** and the low-density foam core layer **42** of the prefabricated roofing panel composite **30** or **50** bonded together to form a continuous length of

the prefabricated roofing panel composite **30** or **50**, the prefabricated roofing panel composite **30** or **50** is then cut to length to complete the formation of the prefabricated roofing panel composite **30** or **50**. In the cutting station **404** a cutter, such as but not limited to a reciprocating cutter **424**, cuts the prefabricated roofing panel composite **30** or **50** coming from the forming station **402** to length.

While the production line **400**, as shown, is capable of applying three facer materials **418**, **420** and **422** to the insulation board **34** and the cover board **32** to form the prefabricated roofing panel composites **30** and **50**. The application of any one, any two, or all of the facing materials **418**, **420**, and **422** to the insulation board and cover board can be omitted to form the prefabricated roofing panel composite **30** and all but the top facing material can be omitted to form the prefabricated roofing panel composite **50** with the desired number of facers. The facers **418**, **420**, and **422** normally prevent the layers of the composite from sticking to the conveyors. However, with a shift in the chemistry of the precursors **408** and **416** to affect the tackiness of the layers produced so that they do not stick to the surfaces of the conveyors or by applying release films or coatings to the surfaces of the conveyors that will not allow the layers produced to stick to the surfaces of the conveyors, when desired, any one or all of the facing materials are not needed for and could be eliminated from the manufacturing process.

Preferably, the low-density polymer or predominantly polymer material foam precursors **110**, **324**, and **408** are low-density polyisocyanurate or predominantly polymer foam precursors. Preferably, the high-density polymer or predominantly polymer material precursors **122**, **210**, **312**, **332**, and **416** are high-density polyisocyanurate or predominantly polyisocyanurate material precursors. The high-density polymer or predominantly polymer material precursors **122**, **210**, **312**, **332**, and **416** can be formulated to produce high-density materials or foams by significantly reducing or eliminating the blowing agent(s) from the precursors **122**, **210**, **312**, **332**, and **416**. Pentane (HFC), micro-spheres, CO<sub>2</sub> and water (as well as other materials) will act as blowing agents for the precursors. The relatively high-density layers produced using these types of precursors have improved strength characteristics over the low-density foams normally produced for insulation products. As the amount of blowing agent is reduced in the precursors **122**, **210**, **312**, **332**, and **416**, the density and the compressive strength of the high-density layers produced increase. These types of high-density core layers are much more resistant to deformation than the typical low-density foam core layers.

FIGS. **11** and **12** are fragmentary, transverse schematic, perspective views of a prefabricated cover board composite **520** of the subject invention. The composite **520** includes the cover board **10** of FIG. **1**, a top facer **522** (e.g. a waterproofing membrane), a bottom facer **524**, and a plurality of wind-uplift reinforcement patches **526** (such as but not limited to the wind-uplift reinforcement patches shown in FIGS. **15** and **16**) or strips **528** (such as but not limited to the wind-uplift reinforcement strips shown in FIG. **17**). Conventional fastener plates, such as but not limited to the disc shaped metallic fastener plate **530**, are typically used at each fastener penetration of the prefabricated cover board composite **520** to spread the forces exerted on the top major surface of the composite by the nails or other mechanical fasteners securing the composite to a roof deck over a greater surface area and thereby reduce the pressures exerted by the fasteners (not shown) on the top major surface of the composite. Other than the inclusion of a top facer **522**, a bottom facer **524**, and a plurality of wind-uplift reinforcements, such as the wind-uplift reinforcement

patches **526** or strips **528** the prefabricated cover board composite **520** is the same as the cover board **10** of FIG. **1**.

The top facer **522** that is bonded to the top major surface of the high-density polymer or predominantly polymer material core layer of the cover board composite **520** may be any sheet material that provides a suitable top major surface for the cover board composite, such as but not limited to coated or uncoated paper, foil, coated or uncoated woven or nonwoven mats made of fiberglass or other fibers or filaments, scrims, etc. A preferred sheet material for the top facer **522** is a nonwoven fiberglass mat that is heavily coated with a mineral coating such as but not limited to a calcium carbonate/clay/SBR latex coating. Where the cover board composite **520** is fully adhered to an underlying roofing layer (e.g. an insulation layer) rather than being secured by mechanical fasteners, a sheet material may be used for the top facer **522** that serves the dual function of providing a facing during the manufacturing process and a waterproofing membrane on the finished product such as but not limited to a bituminous or modified bituminous membrane, or a single ply membrane (e.g. a EPDM, PVC, or TPO membrane). Where the top facer **522** is a waterproofing membrane, the facer may extend beyond the high-density polymer or predominantly polymer material core layer of the cover board **10** on one or more of the four sides of the core layer (e.g. beyond a side edge and an end edge of the top major surface of the core layer) to form membrane overlaps for sealing to the membranes of other composites **520**. The bottom facer **524** is bonded to and typically coextensive with the bottom major surface of the high-density polymer or predominantly polymer material core layer of the cover board composite **520**. The bottom facer **524** of the composite **520** may be any sheet material that provides a suitable bottom major surface for the cover board composite **520**, such as but not limited to coated or uncoated paper, coated or uncoated woven or nonwoven mats made of fiberglass or other fibers or filaments, scrims, etc. However, a preferred bottom facer **524**, is a coated or uncoated woven or nonwoven fiberglass mat such as but not limited to the preferred top facer **522**.

The wind-uplift reinforcements, e.g. the wind-uplift reinforcement patches **526** (such as but not limited to the wind-uplift reinforcement patches shown in FIGS. **15** and **16**) or the wind-uplift reinforcement strips **528** (such as but not limited to the wind-uplift reinforcement strips shown in FIG. **17**), may be made of various reinforcement sheet or mat materials, such as but not limited to sheets or mats of glass, polyester, polypropylene, metal, wool, and other synthetic and natural fibers and combinations of such fibers. However, a preferred reinforcement material for the wind-uplift reinforcements, e.g. the wind-uplift reinforcement patches and strips is a scrim such as fiberglass scrim with a minimum tensile strength of 30 lbs per linear inch and preferably, a minimum tensile strength of at least 100 lbs per linear inch, e.g. a fiberglass scrim that is 10 grams/ft<sup>2</sup> with 8x8 strands per inch wherein the mean diameter of the strands is 0.019 inches.

When a cover board composite is subjected to wind-uplift forces from high winds during service, the wind-uplift forces exerted on a cover board composite, if not controlled, will tend to place the top portion of the composite in compression and the bottom portion of the composite in tension at the fastener locations to thereby place the composite under stress at these locations. Repeated cycles of stress exerted on a cover board composite at the fastener locations during service can result in a failure of the composite at one or more of the fastener locations. The wind-uplift reinforcements of the subject invention, e.g. the wind-uplift reinforcement patches **526** or reinforcement strips **528**, greatly increase the pressures

that the cover board composite can withstand before failure at a fastener location. While the cover board composite still flexes, the wind-uplift reinforcements of the subject invention extend or increase the load the bottom facer can withstand before the bottom facer **524** fails at a fastener location. The wind-uplift reinforcements, e.g. the wind-uplift reinforcement patches **526** (such as but not limited to the wind-uplift reinforcement patches shown in FIGS. **15** and **16**) or the wind-uplift reinforcement strips **528** (such as but not limited to the wind-uplift reinforcement strips shown in FIG. **17**) are interposed between the bottom facer **524** and the bottom major surface of the core layer to coincide with a selected fastener pattern or selected fastener patterns for securing the cover board composite **520** to a roof deck and increase a per-fastener wind-uplift pull through rating for the cover board composite.

FIG. **13** is a fragmentary, transverse schematic, perspective view of a prefabricated cover board/insulation board panel composite **540** of the subject invention. The panel composite **540** includes the cover board/insulation board panel composite **30** of FIG. **3**, which includes a cover board **32** with a high-density polymer or predominantly polymer material core layer and an insulation board **34** with a low-density polymer or predominantly polymer material core layer; a top facer **542** (e.g. a waterproofing membrane); a bottom facer **544**; and a plurality of wind-uplift reinforcement patches **546** (such as but not limited to the wind-uplift reinforcement patches shown in FIGS. **15** and **16**) or strips **548** (such as but not limited to the wind-uplift reinforcement strips shown in FIG. **17**). Fastener plates, such as but not limited to the fastener plate **550**, are typically used at each fastener penetration of the prefabricated cover board/insulation board panel composite **540** to spread the forces exerted on the top major surface of the panel composite by the fasteners securing the composite to a roof deck over a greater surface area and thereby reduce the pressures exerted by the fasteners (not shown) on the top major surface of the panel composite. Other than the inclusion of a top facer **542**, a bottom facer **544**, and a plurality of wind-uplift reinforcements, such as the wind-uplift reinforcement patches **546** or strips **548** the prefabricated cover board/insulation board panel composite **540** is the same as the cover board/insulation board panel composite **30** of FIG. **3**.

The top facer **542** that is bonded to the top major surface of the high-density polymer or predominantly polymer material core layer of the cover board **32** may be any sheet material that provides a suitable top major surface for the cover board/insulation board panel composite **540**, such as but not limited to coated or uncoated paper, foil, coated or uncoated woven or nonwoven mats made of fiberglass or other fibers or filaments, scrims, etc. A preferred sheet material for the top facer **542** is a nonwoven fiberglass mat that is heavily coated with a mineral coating such as but not limited to a calcium carbonate/clay/SBR latex coating. The bottom facer **544** is bonded to and typically coextensive with the bottom major surface of the low-density polymer or predominantly polymer material core layer of the insulation board **34**. The bottom facer **544** of the composite **540** may be any sheet material that provides a suitable bottom major surface for the cover board/insulation board composite **540**, such as but not limited to coated or uncoated paper, coated or uncoated woven or nonwoven mats made of fiberglass or other fibers or filaments, scrims, etc. However, a preferred bottom facer **544**, is a coated or uncoated woven or nonwoven fiberglass mat such as but not limited to the preferred the top facer **542**.

The wind-uplift reinforcements, e.g. the wind-uplift reinforcement patches **546** (such as but not limited to the wind-

uplift reinforcement patches shown in FIGS. **15** and **16**) or the wind-uplift reinforcement strips **548** (such as but not limited to the wind-uplift reinforcement strips shown in FIG. **17**), may be made of various reinforcement sheet or mat materials, such as but not limited to sheets or mats of glass, polyester, polypropylene, metal, wool, and other synthetic and natural fibers and combinations of such fibers. However, a preferred reinforcement material for the wind-uplift reinforcements, e.g. the wind-uplift reinforcement patches and strips is a scrim such as fiberglass scrim with a minimum tensile strength of 30 lbs per linear inch and preferably, a minimum tensile strength of at least 100 lbs per linear inch, e.g. a fiberglass scrim that is 10 grams/ft<sup>2</sup> with 8×8 strands per inch wherein the mean diameter of the strands is 0.019 inches. The wind-uplift reinforcements, e.g. the wind-uplift reinforcement patches **546** (such as but not limited to the wind-uplift reinforcement patches shown in FIGS. **15** and **16**) or the wind-uplift reinforcement strips **548** (such as but not limited to the wind-uplift reinforcement strips shown in FIG. **17**) are interposed between the bottom facer **544** and the bottom major surface of the insulation board core layer to coincide with a selected fastener pattern or selected fastener patterns for securing the cover board, insulation board panel composite **540** to a roof deck and increase a per-fastener wind-uplift pull through rating for the cover board/insulation board panel composite. The wind-uplift reinforcements of the cover board/insulation board panel composite **540** perform the same or substantially the same function as the wind-uplift reinforcements of the cover board composite **520**.

FIG. **14** is a fragmentary, transverse schematic, perspective view of a prefabricated cover board/insulation board/baseboard panel composite **560** of the subject invention. The panel composite **560** includes the roofing panel composite **60** of FIG. **5**, which includes a cover board **62** with a high-density polymer or predominantly polymer material core layer, an insulation board **64** with a low-density polymer or predominantly polymer material foam core layer; a baseboard **66** with a high-density polymer or predominantly polymer material core layer; a top facer **562** (e.g. a waterproofing membrane), a bottom facer **564**, and a plurality of wind-uplift reinforcement patches **566** (such as but not limited to the wind-uplift reinforcement patches shown in FIGS. **15** and **16**) or strips **568** (such as but not limited to the wind-uplift reinforcement strips shown in FIG. **17**). Fastener plates, such as but not limited to the fastener plate **570**, are typically used at each fastener penetration of the prefabricated cover board/insulation board/baseboard panel composite **560** to spread the forces exerted on the top major surface of the composite by the fasteners securing the composite to a roof deck over a greater surface area and thereby reduce the pressures exerted by the fasteners (not shown) on the top major surface of the panel composite. Other than the inclusion of a top facer **562**, a bottom facer **564**, and a plurality of wind-uplift reinforcements, such as the wind-uplift reinforcement patches **566** or strips **568** the prefabricated cover board/insulation board/baseboard panel composite **560** is the same as the cover board/insulation board/baseboard panel composite **60** of FIG. **5**.

The top facer **562** that is bonded to the top major surface of the high-density polymer or predominantly polymer material core layer of the cover board **62** may be any sheet material that provides a suitable top major surface for the cover board/insulation board/baseboard panel composite, such as but not limited to coated or uncoated paper, foil, coated or uncoated woven or nonwoven mats made of fiberglass or other fibers or filaments, scrims, etc. A preferred sheet material for the top facer **562** is a nonwoven fiberglass mat that is heavily coated

with a mineral coating such as but not limited to a calcium carbonate/clay/SBR latex coating. The bottom facer **564** is bonded to and typically coextensive with the bottom major surface of the high-density polymer or predominantly poly-  
 5 polymer material core layer of the baseboard **66**. The bottom facer **564** of the composite **560** may be any sheet material that provides a suitable bottom major surface for the cover board/  
 insulation board/baseboard composite **560**, such as but not limited to coated or uncoated paper, coated or uncoated  
 10 woven or nonwoven mats made of fiberglass or other fibers or filaments, scrims, etc. However, a preferred bottom facer **564**, is a coated or uncoated woven or nonwoven fiberglass mat  
 such as but not limited to the preferred top facer **562**.

The wind-uplift reinforcements, e.g. the wind-uplift reinforcement patches **566** (such as but not limited to the wind-uplift reinforcement patches shown in FIGS. **15** and **16**) or the  
 15 wind-uplift reinforcement strips **568** (such as but not limited to the wind-uplift reinforcement strips shown in FIG. **17**), may be made of various reinforcement sheet or mat materials,  
 such as but not limited to sheets or mats of glass, polyester, polypropylene, metal, wool, and other synthetic and natural  
 20 fibers and combinations of such fibers. However, a preferred reinforcement material for the wind-uplift reinforcements, e.g. the wind-uplift reinforcement patches and strips is a  
 scrim such as fiberglass scrim with a minimum tensile strength of 30 lbs per linear inch and preferably, a minimum  
 25 tensile strength of at least 100 lbs per linear inch, e.g. a fiberglass scrim that is 10 grams/ft<sup>2</sup> with 8x8 strands per inch wherein the mean diameter of the strands is 0.019 inches. The  
 wind-uplift reinforcements, e.g. the wind-uplift reinforcement patches **566** (such as but not limited to the wind-uplift  
 30 reinforcement patches shown in FIGS. **15** and **16**) or the wind-uplift reinforcement strips **568** (such as but not limited to the wind-uplift reinforcement strips shown in FIG. **17**) are  
 interposed between the bottom facer **564** and the bottom major surface of the baseboard core layer to coincide with a  
 35 selected fastener pattern or selected fastener patterns for securing the cover board/insulation board/baseboard panel composite **560** to a roof deck and increase a per-fastener  
 wind-uplift pull through rating for the cover board/insulation board/baseboard panel composite. The wind-uplift reinforc-  
 40 ements of the cover board/insulation board/baseboard panel composite **560** perform the same or substantially the same  
 function as the wind-uplift reinforcements of the cover board composite **520**.

FIGS. **15** and **16** show an eight-fastener wind-uplift reinforcement patch placement pattern, utilizing a single patch  
 and a double patch arrangement, for securing the cover board composite **520**, the cover board/insulation board panel com-  
 45 posite **540**, and the cover board/insulation board/baseboard panel composite **560** to a roofing deck. The eight-fastener  
 wind-uplift reinforcement patch placement pattern shown is exemplary and it is to be understood that the wind-uplift  
 50 reinforcement patch placement patterns for the cover board composite **520**, the cover board/insulation board panel composite **540**, and the cover board/insulation board/baseboard  
 panel composite **560** can be selected to accommodate any desired fastener placement pattern including any one or more  
 of the fastener placement patterns commonly utilized in the roofing industry. In the embodiment shown in FIG. **15**, single  
 55 wind-uplift reinforcement patches **526**, **546**, and **566** are utilized. In the embodiment of FIG. **16**, double wind-uplift  
 patches **528**, **548**, and **568** are utilized with the overlying wind-uplift reinforcement patches having a 45° offset relative  
 60 to the wind-uplift reinforcement patches overlaid. Preferably, the wind-uplift reinforcement patches **528**, **548**, and **568** are  
 at least three inches by three inches and centered over each of

the fastener placement locations. Examples of preferred  
 wind-uplift reinforcement patches are: generally square  
 patches that have dimensions between about three inches by  
 about three inches and about six inches by about six inches;  
 5 generally round patches that have diameters between about  
 three inches and about six inches; and generally rectangular,  
 oval and other shaped patches having a minor dimension  
 between about three inches and about six inches and a major  
 dimension between about three inches and about six inches.  
 10 Preferably, the top surface of a cover board composite **520**, a  
 cover board/insulation board panel composite **540**, or a cover  
 board/insulation board/baseboard panel composite **560** uti-  
 lizing the single or double wind-uplift reinforcement patches  
 will be visibly marked to indicate the locations of the wind-  
 15 uplift reinforcement patches on the underside of the compos-  
 ite so that a roofing installer will know exactly where to pass  
 fasteners for securing the composite to a roof deck through  
 the composite and the wind-uplift reinforcement patches  
 located on the underside of the composite in the fastener  
 20 placement pattern being utilized to secure the composite to a  
 roof deck. For example, visible X and/or O markings could be  
 placed on the top surface of a composite that are centered over  
 the centers of each of the single or double wind-uplift rein-  
 25 forcement patches on the underside of the composite.

FIG. **17** shows a wind-uplift reinforcement strip placement  
 pattern, which can be used for an eight-fastener placement or  
 other fastener placement pattern, for securing the cover board  
 composite **520**, the cover board/insulation board panel com-  
 30 posite **540**, and the cover board/insulation board/baseboard  
 panel composite **560** to a roofing deck. The wind-uplift rein-  
 forcement strip placement pattern shown for the wind-uplift  
 reinforcement strips **528**, **548** and **568** is exemplary and it is to  
 be understood that the reinforcement strip placement patterns  
 for the cover board composite **520**, the cover board/insulation  
 35 board panel composite **540**, and the cover board/insulation  
 board/baseboard panel composite **560** can be selected to  
 accommodate any desired fastener placement pattern includ-  
 ing any one or more of the fastener placement patterns com-  
 monly utilized in the roofing industry. Preferably, the wind-  
 40 uplift reinforcement strips **528**, **548** and **568** are between  
 about three and about six inches wide, run the length and/or  
 width of the composite, and have their longitudinal center-  
 lines centered over fastener placement locations. Preferably,  
 the top surface of a cover board composite **520**, a cover  
 45 board/insulation board panel composite **540**, or a cover  
 board/insulation board/baseboard panel composite **560** uti-  
 lizing the wind-uplift reinforcement strips will be visibly  
 marked to indicate the locations of the wind-uplift reinforc-  
 50 ement strips on the underside of the composite so that a roofing  
 installer will know exactly where to pass fasteners for secur-  
 ing the composite to a roof deck through the composite and  
 the wind-uplift reinforcement strips located on the underside  
 of the composite in the fastener placement pattern being  
 55 utilized to secure the composite to a roof deck. For example,  
 visible solid or dashed line markings or visible solid or dashed  
 line markings with X and O markings in various fastener  
 placement patterns could be placed on the top surface of a  
 composite with the line markings centered over and extend-  
 60 ing along the longitudinal centerlines of the wind-uplift rein-  
 forcement strips on the underside of the composite.

Tests were conducted to determine fastener pull through  
 strength for a 0.25 inch thick polyisocyanurate cover board: a)  
 with only a coated nonwoven glass fiber bottom facer bonded  
 to and substantially coextensive with the bottom major sur-  
 65 face of the cover board; b) with a coated nonwoven glass fiber  
 bottom facer bonded to and substantially coextensive with the  
 bottom major surface of the cover board and a scrim rein-

forcement interposed between the bottom facer and the bottom major surface of the cover board and also substantially coextensive with the bottom major surface of the cover board; c) with a coated nonwoven glass fiber bottom facer bonded to and substantially coextensive with the bottom major surface of the cover board and six inch wide scrim reinforcement strips interposed between the bottom facer and the bottom major surface of the cover board, running the length of the cover board, and having longitudinal centerlines centered over the fastener penetration locations; d) with a coated nonwoven glass fiber bottom facer bonded to and substantially coextensive with the bottom major surface of the cover board and three inch wide scrim reinforcement strips interposed between the bottom facer and the bottom major surface of the cover board, running the length of the cover board, and having longitudinal centerlines centered over the fastener penetration locations; e) with a coated nonwoven glass fiber bottom facer bonded to and substantially coextensive with the bottom major surface of the cover board and six inch square scrim reinforcement patches interposed between the bottom facer and the bottom major surface of the cover board and centered over the fastener penetration locations; and f) with a coated nonwoven glass fiber bottom facer bonded to and substantially coextensive with the bottom major surface of the cover board and two layers of six inch square scrim reinforcement patches interposed between the bottom facer and the bottom major surface of the cover board and centered over the fastener penetration locations. The scrim material used in the tests was a fiberglass scrim having a tensile strength of 105 lbs per linear inch. The scrim material was 10 grams/ft<sup>2</sup> with 8×8 strands per inch wherein the mean diameter of the strands was 0.019 inches. The measured per fastener wind-uplift pull through strengths for these composites was:

a) coated nonwoven glass fiber facer alone—160 lbf (pounds of force);

b) coated nonwoven glass fiber facer and scrim reinforcement that is substantially coextensive with the bottom major surface of the cover board—300 lbf;

c) coated nonwoven glass fiber facer and six-inch wide scrim reinforcement strips—275 lbf;

d) coated nonwoven glass fiber facer and three-inch wide scrim reinforcement strips—250 lbf;

e) coated nonwoven glass fiber facer and six inch square scrim reinforcement patches—240 lbf; and

f) coated nonwoven glass fiber facer and two layers of six-inch square scrim reinforcement patches—350 lbf.

The coverage rate of the scrim reinforcement (area of the bottom major surface of a cover board or other roofing panel composite covered by scrim reinforcement) for the scrim reinforcement embodiments set forth immediately above will vary with the fastener location pattern utilized. However, for the scrim reinforcement embodiments set forth immediately above, an eight fastener location pattern on a four by eight foot cover board or other roofing panel composite (i.e. a cover board or other roofing panel composite with a 32 ft<sup>2</sup> bottom major surface) results in the following coverage rates:

a) coated nonwoven glass fiber facer alone—0 ft<sup>2</sup> coverage;

b) coated nonwoven glass fiber facer and scrim reinforcement that is substantially coextensive with the bottom major surface of the cover board—32 ft<sup>2</sup> coverage;

c) coated nonwoven glass fiber facer and six inch wide scrim reinforcement strips—8 ft<sup>2</sup> coverage;

d) coated nonwoven glass fiber facer and three inch wide scrim reinforcement strips—4 ft<sup>2</sup> coverage;

e) coated nonwoven glass fiber facer and six inch square scrim reinforcement patches—2 ft<sup>2</sup> coverage; and

f) coated nonwoven glass fiber facer and two layers of six inch square scrim reinforcement patches—2 ft<sup>2</sup> coverage with 4 ft<sup>2</sup> of scrim utilized.

With embodiment “f” (coated nonwoven glass fiber facer and two layers of six inch square scrim reinforcement patches—2 ft<sup>2</sup> coverage with 4 ft<sup>2</sup> of scrim utilized) a 90 pounds/ft<sup>2</sup> wind-uplift rating may be achieved for a cover board using only eight fasteners to secure the cover board whereas for embodiment “a” (coated nonwoven glass fiber facer alone) sixteen fasteners must be utilized to achieve a 90 pound/ft<sup>2</sup> wind-uplift rating for the cover board. Fasteners and their installation commonly represent approximately 40% of cover board installation costs. The scrim reinforcements of the subject invention enable a reduction in the number of fasteners required to achieve a specific wind-uplift rating for an installed cover board. Thus, for a roofing system with a specific wind-uplift rating, the scrim reinforcements of the subject invention can significantly reduce the labor and ultimately, the overall installed cost of the roofing system. Of course, an installer can retain the normal number of fasteners utilized per cover board and significantly increase the wind-uplift rating for the installed cover board. In addition, while the use of a scrim reinforcement that is substantially coextensive with the bottom major surface of a cover board or other roofing panel composite can significantly increase the per fastener wind-uplift pull through rating, the scrim reinforcement of the subject invention can substantially reduce the square footage of scrim reinforcement required to significantly increase the per fastener wind-uplift pull through rating (e.g. 32 ft<sup>2</sup> for full scrim reinforcement coverage vs. 8 ft<sup>2</sup>, 4 ft<sup>2</sup>, or 2 ft<sup>2</sup> coverage for reinforcements of the subject invention for an eight fastener location pattern on a four by eight foot cover board or other roofing panel composite).

In describing the invention, certain embodiments have been used to illustrate the invention and the practices thereof. However, the invention is not limited to these specific embodiments as other embodiments and modifications within the spirit of the invention will readily occur to those skilled in the art on reading this specification. For example, the prefabricated roofing panel composites could be in an upside down orientation to that shown and described in connection with FIGS. 7 to 9. Thus, the invention is not intended to be limited to the specific embodiments disclosed, but is to be limited only by the claims appended hereto.

What is claimed is:

1. A prefabricated roofing system panel comprising:

a cover board, the cover board comprising a high-density core layer that is at least predominantly of a polymer material; the core layer of the cover board having a density between 4 lbs/ft<sup>3</sup> and 25 lbs/ft<sup>3</sup> and a thickness of about 0.08 inches or greater; the core layer of the cover board having a length, a width, and a thickness; the core layer of the cover board having a top major surface and a bottom major surface that are each defined by the length and the width of the core layer;

an insulation board, the insulation board comprising a low-density core layer that is at least predominantly of a polymer foam material; the foam core layer of the insulation board having a density less than 2.5 lbs/ft<sup>3</sup> and a thickness of about 0.50 inches or greater; the foam core layer of the insulation board having a length, a width, and a thickness; the foam core layer of the insulation board having a top major surface and a bottom major surface that are each defined by the length and the width of the foam core layer; and

the bottom major surface of the core layer of the cover board being bonded to the top major surface of the foam

27

- core layer of the insulation board; and the bottom major surface of the core layer of the cover board and the top major surface of the foam core layer of the insulation board being substantially coextensive;
- wherein the polymer material of the core layer of the cover board and the foam core layer of the insulation board is a polyisocyanurate material.
2. The prefabricated roofing system panel according to claim 1, wherein:
- the lengths and widths of the core layer of the cover board and the foam core layer of the insulation board are each about 4 feet or greater.
3. The prefabricated roofing system panel according to claim 1, wherein:
- the thickness of the core layer of the cover board is between about 0.08 inches and about 0.75 inches; the thickness of the foam core layer of the insulation board is between about 0.50 inches and about 6 inches; the lengths of the core layer of the cover board and the foam core layer of the insulation board are each about 8 feet or greater, and the widths of the core layer of the cover board and the foam core layer of the insulation board are each about 4 feet or greater.
4. The prefabricated roofing system panel according to claim 1, wherein:
- the polymer material of the core layer of the cover board is a polymer foam material.
5. The prefabricated roofing system panel according to claim 1, wherein:
- the cover board includes a top facer that overlies and is bonded to the top major surface of the core layer of the cover board; and
- the insulation board includes a bottom facer that overlies and is bonded to the bottom major surface of the foam core layer of the insulation board.
6. The prefabricated roofing system panel according to claim 5, wherein:
- reinforcing means is interposed between the bottom facer and the bottom major surface of the foam core layer of the insulation board to coincide with a fastener pattern for securing the prefabricated roofing system panel to a roof deck and increase a per-fastener wind-uplift pull through rating for the prefabricated roofing system panel.
7. The prefabricated roofing system panel according to claim 6, wherein:
- the reinforcing means is interposed between the bottom facer and the bottom major surface of the foam core layer of the insulation board to coincide with a fastener pattern for securing the prefabricated roofing system panel to a roof deck and increase a per-fastener wind-uplift pull through rating for the prefabricated roofing system panel comprises a plurality of scrim reinforcement patches.
8. The prefabricated roofing system panel according to claim 6, wherein:
- the reinforcing means is interposed between the bottom facer and the bottom major surface of the foam core layer of the insulation board to coincide with a fastener pattern for securing the prefabricated roofing system panel to a roof deck and increase a per-fastener wind-uplift pull through rating for the prefabricated roofing system panel comprises a plurality of scrim reinforcement strips.
9. The prefabricated roofing system panel according to claim 5, wherein:
- the top facer of the cover board is a fiberglass mat facer.

28

10. The prefabricated roofing system panel according to claim 1, including:
- a baseboard comprising high-density core layer that is at least predominantly of a polymer material; the core layer of the baseboard having a density between 4 lbs/ft<sup>3</sup> and 25 lbs/ft<sup>3</sup>; the core layer of the baseboard having a length, a width, and a thickness; the core layer of the baseboard having a top major surface and a bottom major surface that are defined by the length and the width of the core layer of the baseboard; and
- the bottom major surface of the foam core layer of the insulation board being bonded to the top major surface of the core layer of the baseboard; and the bottom major surface of the foam core layer of the insulation board and the top major surface of the core layer of the baseboard being substantially coextensive.
11. The prefabricated roofing system panel according to claim 10, wherein:
- the cover board includes a top facer that overlies and is bonded to the top major surface of the core layer of the cover board; and
- the baseboard includes a bottom facer that overlies and is bonded to the bottom major surface of the core layer of the baseboard.
12. The prefabricated roofing system panel according to claim 11, wherein:
- the top facer of the cover board is a fiberglass mat facer.
13. The prefabricated roofing system panel according to claim 11, wherein:
- reinforcing means is interposed between the bottom facer and the bottom major surface of the core layer of the baseboard to coincide with a fastener pattern for securing the prefabricated roofing system panel to a roof deck and increase a per-fastener wind-uplift pull through rating for the prefabricated roofing system panel.
14. The prefabricated roofing system panel according to claim 13, wherein:
- the reinforcing means interposed between the bottom facer and the bottom major surface of the core layer of the baseboard to coincide with a fastener pattern for securing the prefabricated roofing system panel to a roof deck and increase a per-fastener wind-uplift pull through rating for the prefabricated roofing system panel comprises a plurality of scrim reinforcement patches.
15. The prefabricated roofing system panel according to claim 13, wherein:
- the reinforcing means interposed between the bottom facer and the bottom major surface of the core layer of the baseboard to coincide with a fastener pattern for securing the prefabricated roofing system panel to a roof deck and increase a per-fastener wind-uplift pull through rating for the prefabricated roofing system panel comprises a plurality of scrim reinforcement strips.
16. A method of making prefabricated roofing system panels, comprising:
- forming an insulation board comprising a low-density core layer that is at least predominantly of a polymer foam material having a density of less than 2.5 lbs/ft<sup>3</sup> and a thickness of about 0.50 inches or greater in a continuous process wherein the foam core layer of the insulation board formed has a width, a thickness, a continuous length, and a top major surface and a bottom major surface that are each defined by the length and the width of the foam core layer of the insulation board;
- forming a cover board comprising a high-density core layer that is at least predominantly of a polymer material having a density between 4 lbs/ft<sup>3</sup> and 25 lbs/ft<sup>3</sup> and a

29

thickness of 0.08 inches or greater in a continuous process wherein the core layer of the cover board formed has a width, a thickness, a continuous length, and a top major surface and a bottom major surface that are each defined by the length and the width of the core layer of the cover board; and

forming the widths of the foam core layer of the insulation board and the core layer of the cover board to be substantially the same with the core layer of one of the boards being formed over and bonded to one of the major surfaces of the core layer of the other board to form a composite,

wherein the polymer material of the core layer of the cover board and the foam core layer of the insulation board is a polyisocyanurate material.

**17.** The method of making prefabricated roofing system panels according to claim **16**, wherein:

the core layers of the insulation board and the cover board are formed concurrently.

**18.** The method of making prefabricated roofing system panels according to claim **17**, wherein:

the thickness of the core layer of the cover board is between about 0.08 inches and about 0.75 inches; the thickness of

30

the foam core layer of the insulation board is between about 0.50 inches and about 6 inches; the widths of the foam core layer of the cover board and the foam core layer of the insulation board are each about 4 feet or greater; and the composite formed by the foam core layer of the cover board and the foam core layer of the insulation board is periodically cut to form roofing systems panels that are each about 4 feet or greater in length.

**19.** The method of making prefabricated roofing system panels according to claim **16**, including:

applying and bonding a bottom facer to the foam core layer of the insulation board with a reinforcing means interposed between the bottom facer and the bottom major surface of the core layer of the insulation board to coincide with a fastener pattern for securing the roofing system panels being formed to a roof deck and increase a per-fastener wind-uplift pull through rating for the roofing system panels being formed; and

applying a top facer that is a fiberglass mat to the core layer of the cover board during the formation of the core layer of the cover board that overlies and is bonded to the top major surface of the core layer of the cover board.

\* \* \* \* \*