

US007744453B2

(12) **United States Patent**  
**Pacey**

(10) **Patent No.:** **US 7,744,453 B2**  
(45) **Date of Patent:** **Jun. 29, 2010**

(54) **GAMING MACHINE WITH HISTORY DISPLAY**

(75) Inventor: **Larry J. Pacey**, Prospects Heights, IL (US)

(73) Assignee: **WMS Gaming, Inc.**, Waukegan, IL (US)

(\*) Notice: Subject to any disclaimer, the term of this patent is extended or adjusted under 35 U.S.C. 154(b) by 1872 days.

(21) Appl. No.: **10/375,675**

(22) Filed: **Feb. 26, 2003**

(65) **Prior Publication Data**

US 2004/0053662 A1 Mar. 18, 2004

**Related U.S. Application Data**

(63) Continuation-in-part of application No. 10/242,014, filed on Sep. 12, 2002, now abandoned.

(51) **Int. Cl.**

**A63F 9/24** (2006.01)  
**A63F 13/00** (2006.01)  
**A63F 1/00** (2006.01)  
**A63F 1/18** (2006.01)  
**G06F 17/00** (2006.01)  
**G06F 19/00** (2006.01)  
**A63B 71/00** (2006.01)

(52) **U.S. Cl.** ..... **463/16; 463/17; 463/20; 463/29; 273/138.1; 273/139**

(58) **Field of Classification Search** ..... **463/1, 463/16-30, 40, 42, 43, 46; 273/138.1, 139**  
See application file for complete search history.

(56) **References Cited**

**U.S. PATENT DOCUMENTS**

5,197,736 A \* 3/1993 Backus et al. .... 273/142 R  
5,848,936 A \* 12/1998 Morrison ..... 463/17  
5,851,148 A 12/1998 Brune et al. .... 463/25

5,857,909 A 1/1999 Rubin ..... 463/17  
6,001,016 A \* 12/1999 Walker et al. .... 463/42  
6,012,983 A \* 1/2000 Walker et al. .... 463/20  
6,068,552 A 5/2000 Walker et al. .... 463/21  
6,120,031 A 9/2000 Adams ..... 273/292  
6,190,255 B1 2/2001 Thomas et al. .... 463/20  
6,311,976 B1 \* 11/2001 Yoseloff et al. .... 273/138.2  
6,361,437 B1 \* 3/2002 Walker et al. .... 463/23  
6,364,313 B1 \* 4/2002 Moody ..... 273/138.1  
6,416,406 B1 \* 7/2002 Duhamel ..... 463/12  
6,746,328 B2 \* 6/2004 Cannon et al. .... 463/17  
6,913,262 B2 \* 7/2005 Berman ..... 273/292  
2003/0100361 A1 \* 5/2003 Sharpless et al. .... 463/25  
2003/0224847 A1 \* 12/2003 Jaimet ..... 463/16

(Continued)

**OTHER PUBLICATIONS**

The American Heritage Dictionary. Third Edition. Version 3.6a. Copyright © 1994 SoftKey International Inc.\*

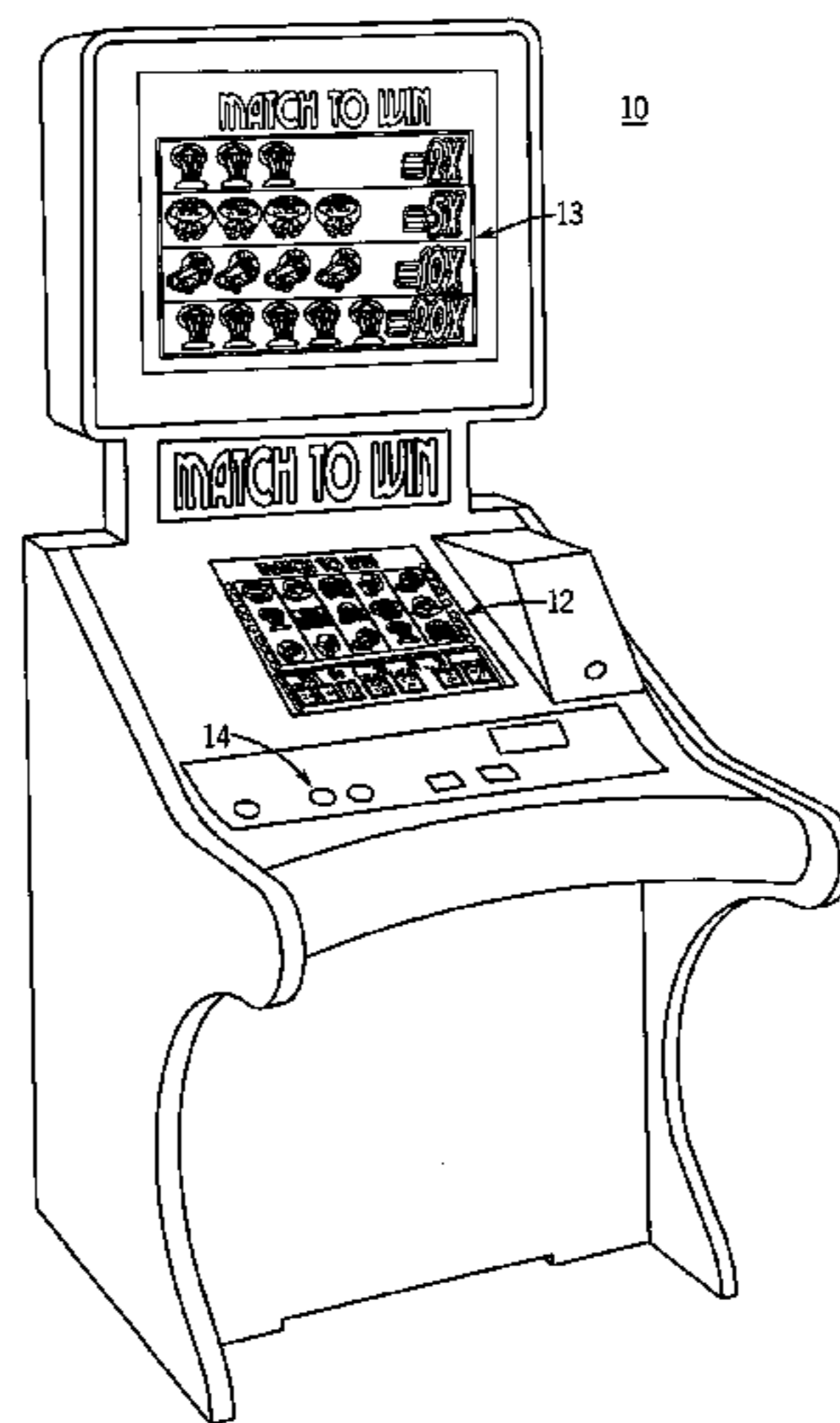
(Continued)

*Primary Examiner*—Dmitry Suhol  
*Assistant Examiner*—Binh-An D Nguyen  
(74) *Attorney, Agent, or Firm*—Nixon Peabody LLP

(57) **ABSTRACT**

A gaming system comprises a history display and a controller. The history display tracks a plurality of past outcomes of a wagering game. The controller awards a bonus if a current outcome of the wagering game has a predetermined association with at least one of the displayed plurality of past outcomes.

**8 Claims, 7 Drawing Sheets**



U.S. PATENT DOCUMENTS

2003/0224852 A1\* 12/2003 Walker et al. .... 463/20  
2003/0228902 A1\* 12/2003 Walker et al. .... 463/25  
2004/0224748 A1\* 11/2004 Cannon et al. .... 463/16

OTHER PUBLICATIONS

Dictionary p. 83, "any".\*  
Product Sheet for Monopoly® Chairman of the Board™ (Reel),  
WMS Gaming Inc., 2 pages (1999).

Product Sheet for Monopoly® Chairman of the Board™ (Video),  
WMS Gaming Inc., 1 page (no date).  
Product Sheet for Boom™ Video\*, WMS Gaming Inc., 1 page  
(1998).  
Product Sheet for XFactor™, WMS Gaming Inc., 2 pages (1997).  
Brochure for Multi-Pay™ Plus, WMS Gaming Inc., 4 pages (1997).  
Reproduction of Game Glass for Shopping Spree, WMS Gaming  
Inc., 1 page (no date).

\* cited by examiner

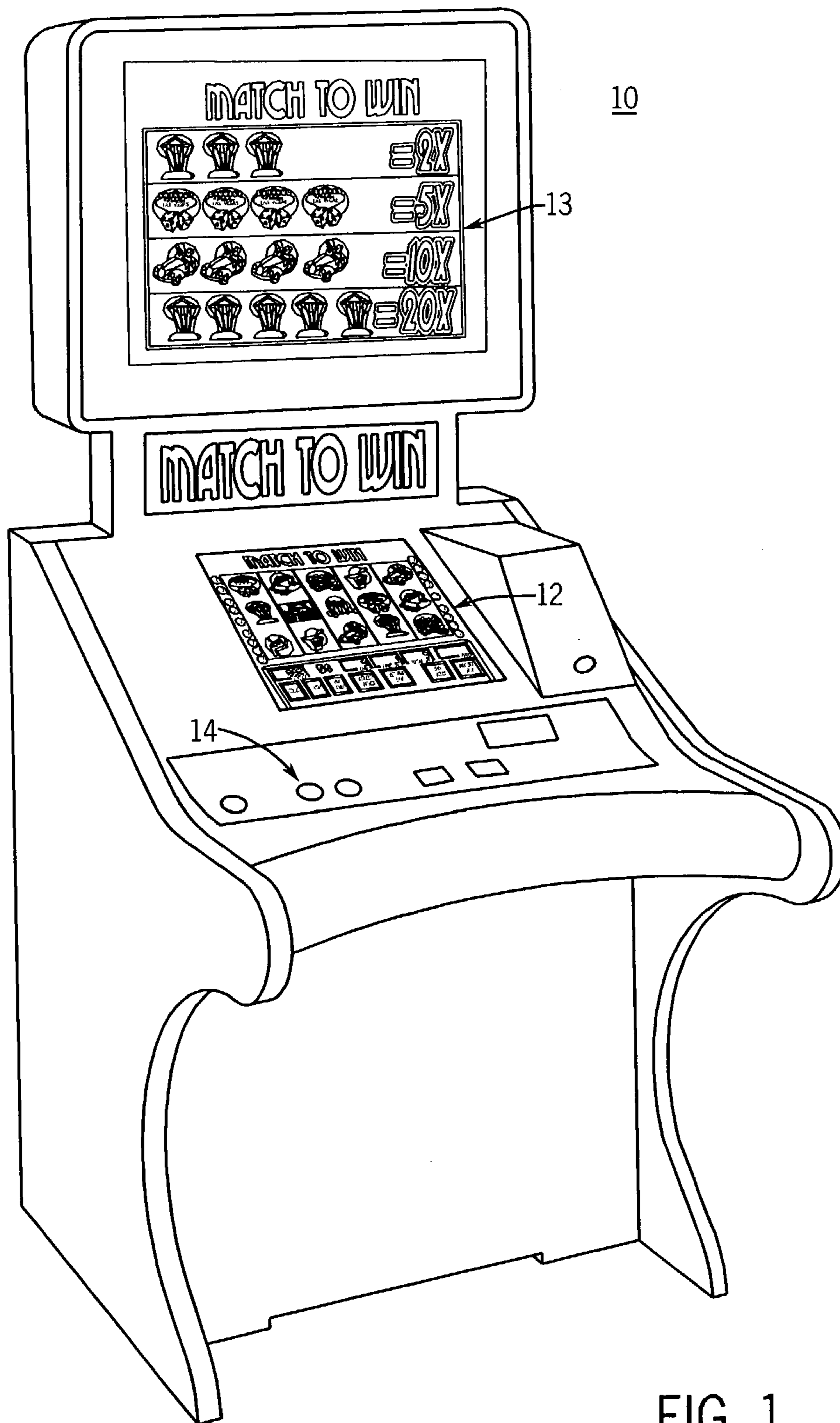


FIG. 1

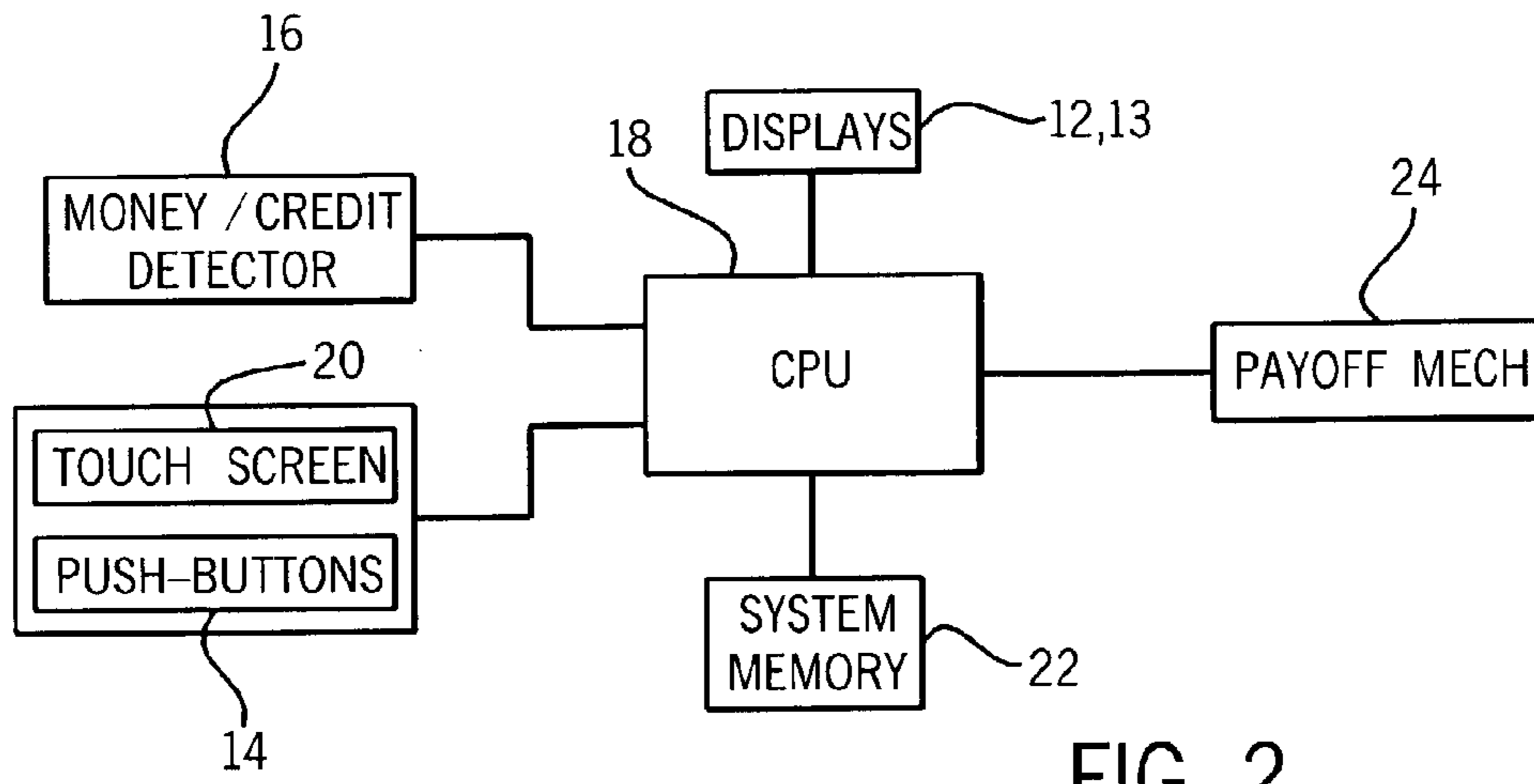


FIG. 2

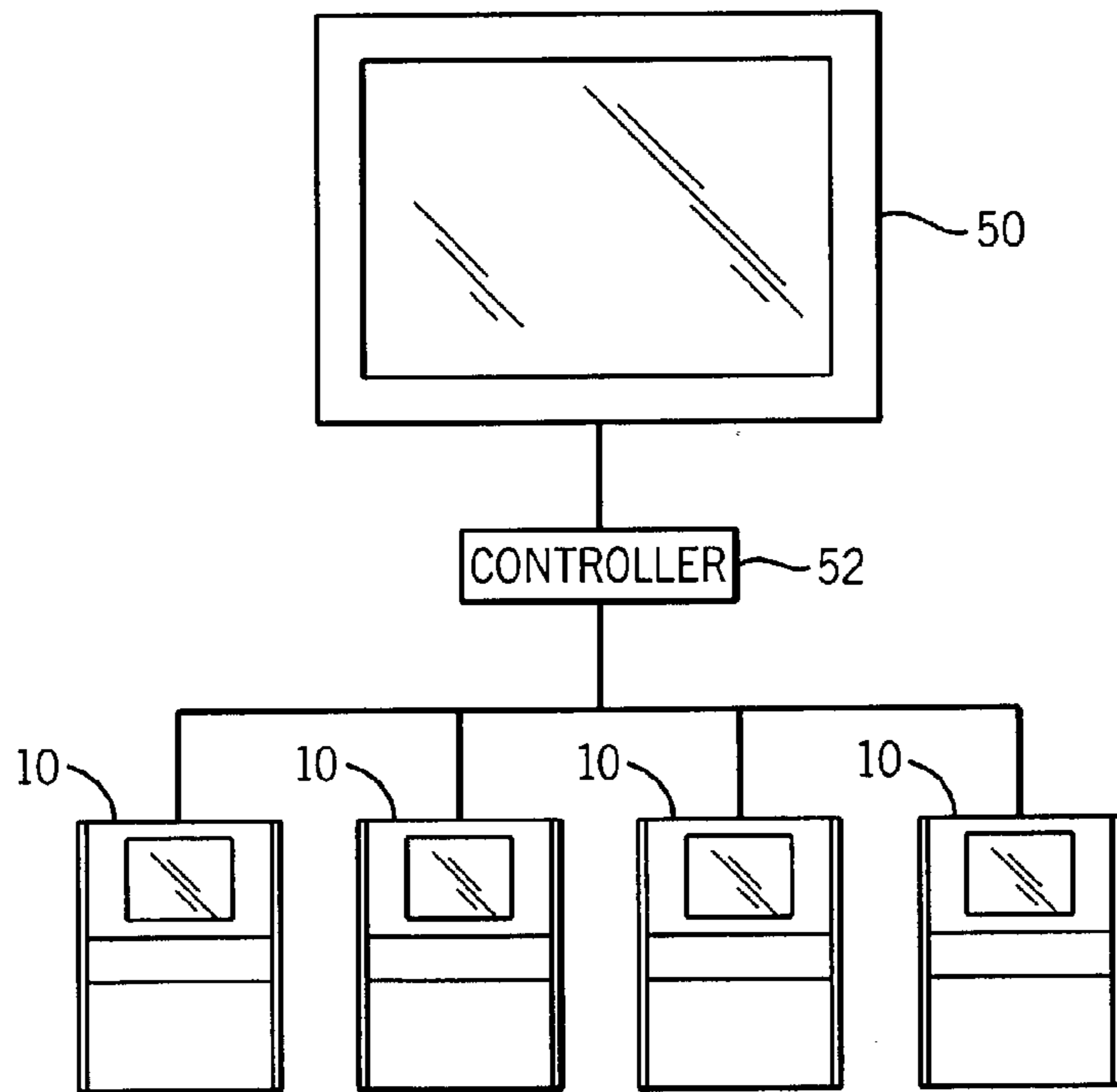


FIG. 8

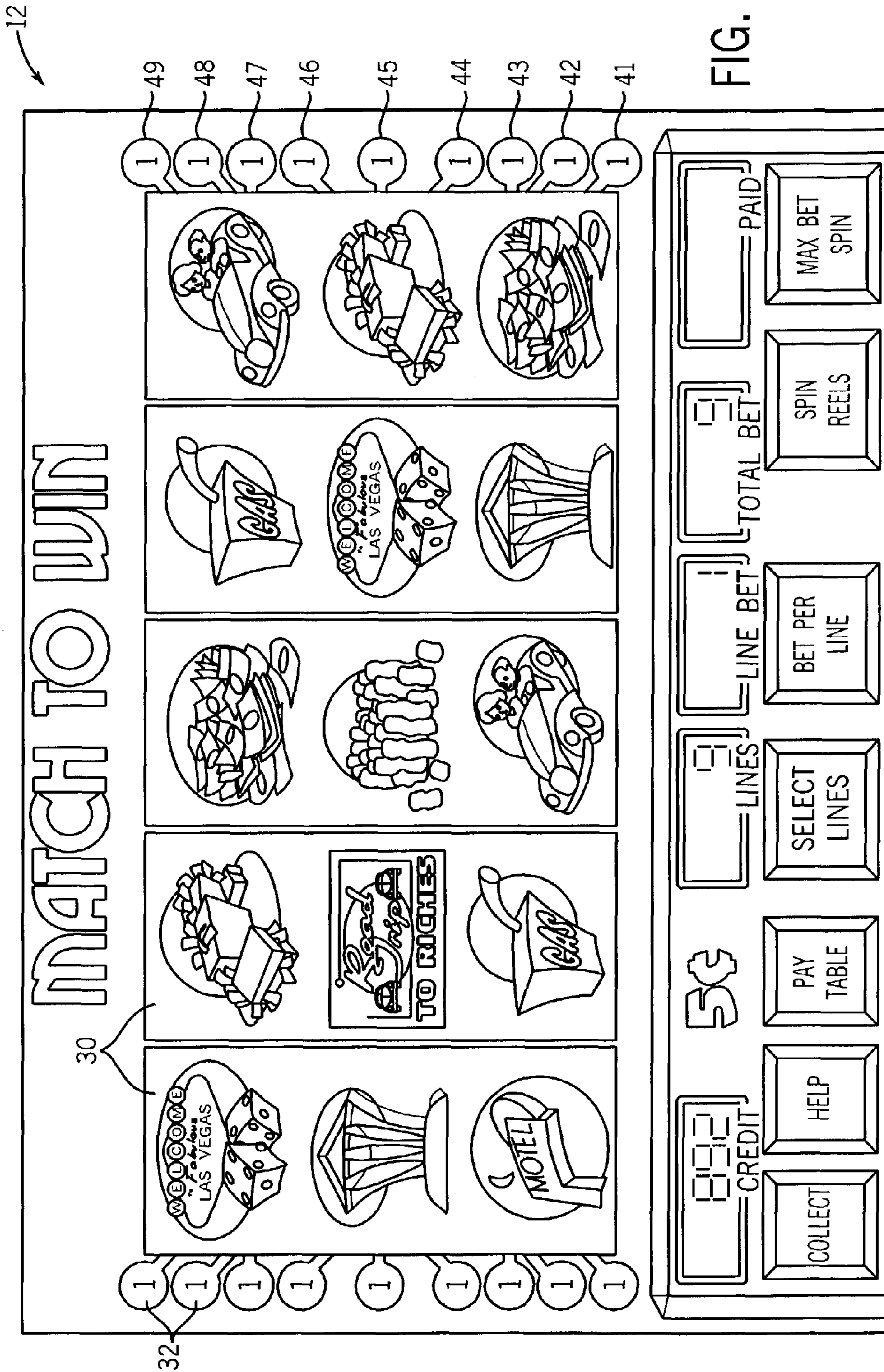


FIG. 3





FIG. 4






FIG. 6



# MATCH TO WIN

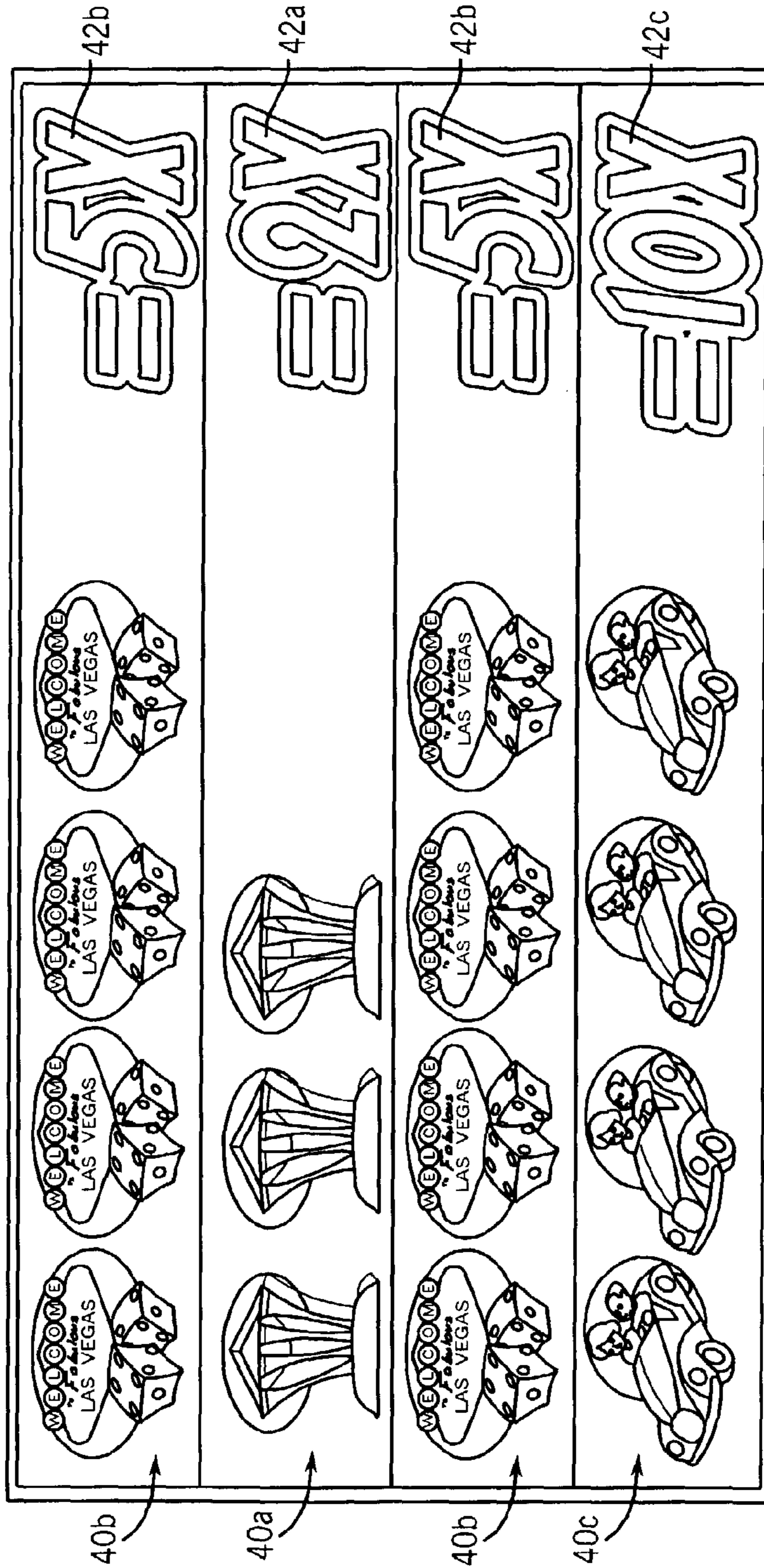


FIG. 7

**1****GAMING MACHINE WITH HISTORY  
DISPLAY**

## REFERENCE TO RELATED APPLICATIONS

This application is a continuation-in-part of U.S. application Ser. No. 10/242,014, filed Sep. 12, 2002, now abandoned and entitled "Gaming Machine With History Display." This application is related to U.S. application Ser. No. 10/077,667, filed Feb. 15, 2002, and entitled "Gaming Machine With Block Wagering."

## FIELD OF THE INVENTION

The present invention relates generally to gaming machines and, more particularly, to a gaming machine for awarding a bonus if a current game outcome has a predetermined association with at least one of a displayed plurality of past outcomes.

## BACKGROUND OF THE INVENTION

Gaming machines, such as slot machines, video poker machines and the like, have been a cornerstone of the gaming industry for several years. Generally, the popularity of such machines with players is dependent on the likelihood (or perceived likelihood) of winning money at the machine and the intrinsic entertainment value of the machine relative to other available gaming options. Where the available gaming options include a number of competing machines and the expectation of winning each machine is roughly the same (or believed to be the same), players are most likely to be attracted to the most entertaining and exciting of the machines. Shrewd operators consequently strive to employ the most entertaining and exciting machines available because such machines attract frequent play and hence increase profitability to the operator. Accordingly, in the competitive gaming machine industry, there is a continuing need for gaming machine manufacturers to produce new types of games, or enhancements to existing games, which will attract frequent play by enhancing the entertainment value and excitement associated with the game.

One concept that has been successfully employed to enhance the entertainment value of a game is the concept of a "secondary" or "bonus" game that may be played in conjunction with a "basic" game. The bonus game may comprise any type of game, either similar to or completely different from the basic game, which is entered upon the occurrence of a selected event or outcome of the basic game. Because the bonus game concept offers tremendous advantages in player appeal and excitement relative to other known games, and because such games are attractive to both players and operators, there is a continuing need to develop new features and themes for bonus games to satisfy the demands of players and operators. Preferably, such new bonus game features and themes will maintain, or even further enhance, the level of player excitement offered by bonus games heretofore known in the art. The present invention is directed to satisfying these needs.

## SUMMARY OF THE INVENTION

Accordingly, the present invention is directed to a gaming system including a history display and a controller. The history display tracks a plurality of past outcomes of a wagering game. The controller awards a bonus if a current outcome of

**2**

the wagering game has a predetermined association with at least one of the displayed plurality of past outcomes.

## BRIEF DESCRIPTION OF THE DRAWINGS

The foregoing and other advantages of the invention will become apparent upon reading the following detailed description and upon reference to the drawings.

FIG. 1 is an isometric view of a gaming machine embodying the present invention.

FIG. 2 is a block diagram of a control system suitable for operating the gaming machine.

FIG. 3 is a display image on a primary display showing a basic slot game conducted on the gaming machine.

FIG. 4 is a display image on a secondary display showing a record of past winning symbol combinations and respective bonus multipliers if a player's next winning combination is a repeat of one of those past winning combinations.

FIG. 5 is a display image on the primary display showing a winning combination of four LAS VEGAS SIGN reel symbols.

FIG. 6 is a display image on the secondary display showing that the winning combination in FIG. 5 matches one of the past winning combinations shown on the secondary display.

FIG. 7 is a display image on the secondary display showing a revised record of past winning symbol combinations and respective bonus multipliers after removing the oldest of the past winning combinations in FIG. 4 and adding the most recent winning combination in FIG. 5.

FIG. 8 shows a common history display connected to a bank of gaming machines through a controller.

While the invention is susceptible to various modifications and alternative forms, specific embodiments have been shown by way of example in the drawings and will be described in detail herein. It should be understood, however, that the invention is not intended to be limited to the particular forms disclosed. Rather, the invention is to cover all modifications, equivalents, and alternatives falling within the spirit and scope of the invention as defined by the appended claims.

DESCRIPTION OF ILLUSTRATIVE  
EMBODIMENTS

Turning now to the drawings, FIG. 1 depicts a gaming machine 10 operable to conduct a wagering game such as slots, poker, keno, bingo, blackjack, and lottery-type games. In operation, the gaming machine receives a wager from a player to purchase a "play" of the game. In a "play" of the game, the gaming machine generates at least one random event using a random number generator (RNG) and provides an award to the player for a winning outcome of the random event. The random event(s) varies with the type of wagering game conducted on the gaming machine.

The gaming machine 10 includes a primary video display 12 such as a CRT, LCD, plasma, or other type of video display known in the art. The display 12 is optionally overlaid with a touch screen to facilitate interaction with the player. In the illustrated embodiment, the gaming machine 10 is a "slant-top" version in which the display 12 is slanted at an angle toward the player of the gaming machine 10. Alternatively, the gaming machine 10 may be an "upright" version in which the display 12 is oriented vertically relative to the player. In addition to the display 12, the gaming machine 10 may include a secondary video display 13 mounted to and extending upward from a rear portion of the machine cabinet. If the wagering game includes both a basic game and a bonus feature (as in the present invention), the primary display 12 is

primarily used to depict the basic game, and the secondary display **13** is primarily used to depict the bonus feature.

FIG. **2** is a block diagram of a control system suitable for operating the gaming machine **10**. Money/credit detector **16** signals a central processing unit (CPU) **18** when a player has inserted money or played a number of credits. The money may be provided by coins, bills, tickets, coupons, cards, etc. Using a button panel **14** (see FIG. **1**) or the touch screen **20**, the player may select any variables associated with the wagering game and place his/her wager to purchase a play of the game. In a play of the game, the CPU **18** generates at least one random event using a random number generator (RNG) and provides an award to the player for a winning outcome of the random event. If the wagering game includes a basic game and a bonus feature, the primary display **12** is primarily used to represent the random events and outcomes associated with the basic game, and the secondary display **13** is primarily used to represent the random events and outcomes associated with bonus game. In addition to the CPU **18**, the control system may include one or more additional slave control units for operating one or more of the displays **12** and **13**.

A system memory **22** stores control software, operational instructions and data associated with the gaming machine **10**. In one embodiment, the system memory **22** comprises a separate read-only memory (ROM) and battery-backed random-access memory (RAM). However, it will be appreciated that the system memory **22** may be implemented on any of several alternative types of memory structures or may be implemented on a single memory structure. A payoff mechanism **24** is operable in response to instructions from the CPU **18** to award a payoff to the player. The payoff may, for example, be in the form of a number of credits. The number of credits are determined by one or more math tables stored in the system memory **22**.

In accordance with the present invention, the gaming machine **10** may track and display a predetermined or variable number of past outcomes and integrate such outcomes into the play of the game. The present invention is described below in the context of a wagering game including a basic video slot game and a “match to win” bonus feature. It should, however, be understood, that the invention can also be applied to other wagering games.

Referring to FIG. **3**, the video slot game is implemented on the video display **12** on a number of video simulated spinning reels **30** with a number of pay lines **32**. Each of the pay lines **32** extends through one symbol on each of the reels **30**. Generally, game play is initiated by inserting money or playing a number of credits, causing the CPU to activate a number of pay lines corresponding to the amount of money or number of credits played. In one embodiment, the player selects the number of pay lines to play by pressing a “Select Lines” touch key on the display **12**. The player then chooses the number of coins or credits to bet on the selected pay lines by pressing a “Bet Per Line” touch key.

After activation of the pay lines, the reels **30** may be set in motion by pressing a “Spin Reels” touch key or, if the player wishes to bet the maximum amount per line, by using a “Max Bet Spin” touch key on the display **12**. Alternatively, other mechanisms such as a lever or push button may be used to set the reels in motion. The CPU uses a random number generator to select a game outcome (e.g., “basic” game outcome) corresponding to a particular set of reel “stop positions.” The CPU then causes each of the reels **30** to stop at the appropriate stop position. Video symbols are displayed on the reels **30** to graphically illustrate the reel stop positions and indicate whether the stop positions of the reels **30** represent a winning game outcome.

Winning basic game outcomes (e.g., symbol combinations resulting in payment of coins or credits) are identifiable to the player by a pay table. In one embodiment, the pay table is affixed to the machine **10** and/or displayed by the display **12** in response to a command by the player (e.g., by pressing a “Pay Table” touch key). A winning basic game outcome occurs when the symbols appearing on the reels **30** along an active pay line correspond to one of the winning combinations on the pay table. A winning combination, for example, could be three or more matching symbols along an active pay line, where the award is greater as the number of matching symbols along the active pay line increases. If the displayed symbols stop in a winning combination, the game credits the player an amount corresponding to the award in the pay table for that combination multiplied by the amount of credits bet on the winning pay line. The player may collect the amount of accumulated credits by pressing a “Collect” touch key. In one implementation, the winning combinations start from the first reel (left to right) and span adjacent reels. In an alternative implementation, the winning combinations start from either the first reel (left to right) or the fifth reel (right to left) and span adjacent reels.

In accordance with the present invention, the gaming machine may track a predetermined number (e.g., four) of past winning symbol combinations, display the past winning combinations on the secondary video display **13**, and provide a “repeat win” or “match to win” bonus to the player if a current play of the game yields one of the past winning combinations shown on the secondary display **13**. The “repeat win” bonus may, for example, be a secondary game feature, a credit amount, or a bonus multiplier (i.e., multiplication of the normal payout for the winning combination by the multiplier). Past winning combinations may enter and leave the secondary display **13** in a first-in, first-out (FIFO) scheme, random scheme, or a ranked/priority scheme where winning combinations remain on the display **13** for different periods of time based on such factors as probability of occurrence, payout value, previous “repeat win” bonuses, etc. A past winning combination on the secondary display **13** may be immediately removed from the display **13** in response to a “repeat win” bonus involving that combination, or may remain on the display **13** until removed by virtue of normal operation of the selected scheme. After a player terminates his/her game session, the secondary display **13** may continue to display the past winning combinations that were displayed just prior to session termination, may be reset to display no past winning combinations, or may display a predetermined or random starting set of winning combinations.

In one embodiment shown in FIG. **4**, the secondary display **13** depicts a record of the past four winning symbol combinations **40a**, **40b**, **40c**, and **40d** (collectively “**40**”) and respective bonus multipliers **42a**, **42b**, **42c**, and **42d** if the player’s next winning combination is a repeat of one of those four winning combinations **40**. The “repeat win” bonus may vary for different winning combinations. For example, if the “repeat win” bonus is a bonus multiplier, the multiplier may vary with the probability of achieving the winning combination such that, for example, the lower the probability of achieving the winning combination, the higher the multiplier. The bonus multiplier for repeating a less probable winning combination of five U.S. MINT symbols **40d** shown on the secondary display **13** may be a multiplier **42d** of 20 $\times$ , while the bonus multiplier for repeating a more probable winning combination of three U.S. MINT symbols **40a** may be a multiplier **42a** of 3 $\times$ . If a current play of the game yields a winning combination that appears more than once on the secondary display, the “repeat win” bonus may be enhanced,

## 5

e.g., repeated by the number of times that the winning combination appears on the display.

In the example illustrated in FIGS. 5, 6, and 7, a current play of the video slot game yields a winning combination of four LAS VEGAS SIGN symbols **40b** (see FIG. 5). As shown in FIG. 6, this winning combination **40b** was one of the past four recorded winning combinations and has a “repeat win” bonus multiplier **42b** of 5×. Therefore, the secondary display **13** highlights the winning combination **40b** and awards the player with five (5) times the normal payout for the winning combination **40b**. If the normal payout is 50 credits, the player is awarded 250 credits (i.e., 250 credits=5×50 credits). As shown in FIG. 7, the secondary display **13** removes the oldest (e.g., lowermost combination **40d** in FIG. 6) of the past four winning combinations from the lower position, shifts the remaining three winning combinations downward to occupy the vacated lower position, and adds the most recent winning combination of four LAS VEGAS SIGN symbols **40b** to the upper position. Alternatively, the oldest of the past four winning combinations may occupy the upper position such that the secondary display **13** removes the oldest of the past four winning combinations from the upper position, shifts the remaining three winning combinations upward to occupy the vacated upper position, and adds the most recent winning combination to the lower position.

While the present invention has been described with reference to one or more particular embodiments, those skilled in the art will recognize that many changes may be made thereto without departing from the spirit and scope of the present invention. For example, instead of only tracking past winning outcomes on the secondary display, the history information may track past losing outcomes, any past outcomes (winning or losing), past symbols, or other past events and provide a “repeat event” bonus to the player if a current play yields one of the past events shown on the secondary display. Furthermore, instead of only tracking past winning outcomes for a single machine, the present invention contemplates tracking past winning outcomes for a plurality of machines (e.g., bank of machines) linked to a common secondary display (e.g., bank tracker). Referring to FIG. 8, the common display **50** may, for example, track the past ten winning outcomes that occurred in the plurality of gaming machines **10**. The gaming machines **10** are linked to the common display **50** via controller **52**. Each of these embodiments and obvious variations thereof is contemplated as falling within the spirit and scope of the claimed invention, which is set forth in the following claims:

What is claimed is:

1. A gaming system comprising:

a history display for displaying a plurality of past outcomes of a wagering game; and

a controller for awarding a bonus if a current outcome of the wagering game has a predetermined association with any of the displayed plurality of past outcomes, wherein the displayed plurality of past outcomes are a predetermined number of winning outcomes.

## 6

2. The system of claim 1, wherein the predetermined number of winning outcomes include most recent winning outcomes.

3. A gaming comprising:

a history display for displaying a plurality of past outcomes of a wagering game; and

a controller for awarding a bonus if a current outcome of the wagering game has a predetermined association with any of the displayed plurality of past outcomes,

wherein the wagering game is a reel slot game including symbol-bearing reels that are rotated and stopped to place combinations of symbols in visual association with a display area, and wherein the displayed plurality of past outcomes are one or more of the combinations of symbols.

4. The system of claim 3, wherein the one or more of the combinations of symbols include most recent winning combinations of symbols.

5. A method conducting a wagering game on a wagering game system, comprising providing the wagering game system for playing the wagering game, wherein the wagering game system comprises at least one processor configured to, upon execution of instructions associated with the wagering game, performs the acts of;

displaying, on a display device associated with the wagering game system, a plurality of past outcomes of the wagering game; and

awarding a bonus if a current outcome of the wagering game has a predetermined association with any of the displayed plurality of past outcomes,

wherein the displayed plurality of past outcomes are a predetermined number of winning outcomes.

6. The method system of claim 5, wherein the predetermined number of winning outcomes include most recent winning outcomes.

7. A method conducting a wagering game on a wagering game system, comprising providing the wagering game system for playing the wagering game, wherein the wagering game system comprises at least one processor configured to, upon execution of instructions associated with the wagering game, performs the act of;

displaying, on a display device associated with the wagering game system, a plurality of past outcomes of the wagering game; and

awarding a bonus if a current outcome of the wagering game has a predetermined association with any of the displayed plurality of past outcomes,

wherein the wagering game is a reel slot game including symbol-bearing reels that are rotated and stopped to place combinations of symbols in visual association with a display area, and wherein the displayed plurality of past outcomes are one or more of the combinations of symbols.

8. The method of claim 7, wherein the one or more of the combinations of symbols include most recent winning combinations of symbols.

\* \* \* \* \*

UNITED STATES PATENT AND TRADEMARK OFFICE  
**CERTIFICATE OF CORRECTION**

PATENT NO. : 7,744,453 B2  
APPLICATION NO. : 10/375675  
DATED : June 29, 2010  
INVENTOR(S) : Larry J. Pacey

Page 1 of 1

It is certified that error appears in the above-identified patent and that said Letters Patent is hereby corrected as shown below:

		Should read
Column 6 Claim 3 Line 4	3. A gaming comprising:	3. A gaming “system” comprising:

		Should read
Column 6 Claim 5 Line 24	game, performs the acts of	game, perform[[s]] the acts of

		Should read
Column 6 Claim 7 Line 41	game, performs the act of	game, perform[[s]] the acts

Signed and Sealed this

Ninth Day of November, 2010



David J. Kappos  
*Director of the United States Patent and Trademark Office*

UNITED STATES PATENT AND TRADEMARK OFFICE  
**CERTIFICATE OF CORRECTION**

PATENT NO. : 7,744,453 B2  
APPLICATION NO. : 10/375675  
DATED : June 29, 2010  
INVENTOR(S) : Pacey

Page 1 of 1

It is certified that error appears in the above-identified patent and that said Letters Patent is hereby corrected as shown below:

On the Title Page:

The first or sole Notice should read --

Subject to any disclaimer, the term of this patent is extended or adjusted under 35 U.S.C. 154(b)  
by 2043 days.

Signed and Sealed this  
Twenty-sixth Day of April, 2011

A handwritten signature in black ink that reads "David J. Kappos". The signature is written in a cursive, slightly slanted style.

David J. Kappos  
*Director of the United States Patent and Trademark Office*