

US007568964B2

(12) **United States Patent**
Ganz

(10) **Patent No.:** **US 7,568,964 B2**
(45) **Date of Patent:** ***Aug. 4, 2009**

(54) **SYSTEM AND METHOD FOR TOY
ADOPTION AND MARKETING**

(75) Inventor: **Howard Ganz**, North York (CA)

(73) Assignee: **Ganz**, Woodbridge, Ontario (CA)

(*) Notice: Subject to any disclaimer, the term of this
patent is extended or adjusted under 35
U.S.C. 154(b) by 0 days.

This patent is subject to a terminal dis-
claimer.

5,736,982 A 4/1998 Suzuki et al.
5,880,731 A 3/1999 Liles et al.
5,886,697 A 3/1999 Naughton et al.
5,966,526 A 10/1999 Yokoi
6,009,458 A 12/1999 Hawkins et al.

(Continued)

FOREIGN PATENT DOCUMENTS

EP 1228792 A1 8/2002

(Continued)

(21) Appl. No.: **12/250,757**

(22) Filed: **Oct. 14, 2008**

(65) **Prior Publication Data**

US 2009/0029768 A1 Jan. 29, 2009

Related U.S. Application Data

(63) Continuation of application No. 11/027,271, filed on
Dec. 30, 2004, now Pat. No. 7,534,157.

(60) Provisional application No. 60/533,591, filed on Dec.
31, 2003, provisional application No. 60/533,634,
filed on Dec. 31, 2003.

(51) **Int. Cl.**
A63H 30/00 (2006.01)
G06F 3/048 (2006.01)

(52) **U.S. Cl.** **446/175**; 715/706

(58) **Field of Classification Search** 446/175,
446/470; 705/14, 16, 26, 27; 463/42
See application file for complete search history.

(56) **References Cited**

U.S. PATENT DOCUMENTS

5,682,469 A 10/1997 Linnett et al.

OTHER PUBLICATIONS

Grace, "Web site tycoon's next goal: sixth grade; Internet pet site
tallies 5 million visit a month," Woonsocket Call, Jun. 19, 2002.

(Continued)

Primary Examiner—John M Hotaling, II


Assistant Examiner—Masud Ahmed

(74) *Attorney, Agent, or Firm*—Pearne & Gordon LLP

(57) **ABSTRACT**

A method provides a virtual presentation includes providing
a toy that is represented on a website via a virtual replica of the
toy, wherein the toy is associated with a registration code;
validating the registration code; responsive to said validating,
displaying said virtual replica of the toy representing said toy
on said website; providing at least one virtual room on the
website for the virtual replica of the toy; offering one or more
virtual furnishings for the at least one virtual room; providing
content that allows the one or more virtual furnishings to be
arranged in the at least one virtual room; and interacting the
virtual replica of the toy with at least one of the one or more
virtual furnishings.

20 Claims, 37 Drawing Sheets



U.S. PATENT DOCUMENTS

6,173,267 B1 1/2001 Cairns
 6,175,857 B1 1/2001 Hachiya et al.
 6,200,216 B1 3/2001 Peppel
 6,219,045 B1 4/2001 Leahy et al.
 6,267,672 B1 7/2001 Vance
 6,290,565 B1 9/2001 Galyean, III et al.
 6,290,566 B1 9/2001 Gabai et al.
 6,356,867 B1 3/2002 Gabai et al.
 6,368,177 B1 4/2002 Gabai et al.
 6,388,665 B1 5/2002 Linnett et al.
 6,394,872 B1 5/2002 Watanabe et al.
 6,476,830 B1 11/2002 Farmer et al.
 6,539,400 B1 3/2003 Bloomfield et al.
 6,554,679 B1 4/2003 Shackelford et al.
 6,560,511 B1 5/2003 Yokoo et al.
 6,572,431 B1 6/2003 Maa
 6,587,834 B1 7/2003 Dixon, III
 6,595,858 B1 7/2003 Tajiri et al.
 6,663,105 B1 12/2003 Sullivan et al.
 6,685,565 B2 2/2004 Tanibuchi et al.
 6,720,949 B1 4/2004 Pryor et al.
 6,729,884 B1 5/2004 Kelton et al.
 6,734,884 B1 5/2004 Berry et al.
 6,773,325 B1 8/2004 Mawle et al.
 6,773,344 B1 8/2004 Gabai et al.
 6,800,013 B2 10/2004 Liu
 6,910,186 B2 6/2005 Kim
 7,037,166 B2 5/2006 Shrock et al.
 7,039,940 B2 5/2006 Weatherford
 7,042,440 B2 5/2006 Pryor et al.
 7,054,831 B2 5/2006 Koenig
 7,066,781 B2 6/2006 Weston
 7,081,033 B1 7/2006 Mawle et al.
 7,086,005 B1 8/2006 Matsuda
 7,089,083 B2 8/2006 Yokoo et al.
 7,155,680 B2 12/2006 Akazawa et al.
 7,181,690 B1 2/2007 Leahy et al.
 7,288,028 B2 10/2007 Rodriguez et al.
 7,478,047 B2 1/2009 Loyall et al.
 2001/0020955 A1 9/2001 Nakagawa et al.
 2002/0022523 A1 2/2002 Dan et al.
 2002/0022992 A1 2/2002 Miller et al.
 2002/0022993 A1 2/2002 Miller et al.
 2002/0022994 A1 2/2002 Miller et al.
 2002/0026357 A1 2/2002 Miller et al.
 2002/0026358 A1 2/2002 Miller et al.
 2002/0036617 A1 3/2002 Pryor et al.
 2002/0082077 A1 6/2002 Johnson et al.
 2002/0094851 A1 7/2002 Rheey
 2002/0111808 A1 8/2002 Feinberg
 2002/0113809 A1 8/2002 Akazawa et al.
 2002/0119810 A1 8/2002 Takatsuka
 2002/0130894 A1 9/2002 Young et al.
 2002/0147640 A1 10/2002 Daniele
 2002/0160835 A1 10/2002 Fujioka et al.
 2002/0161666 A1 10/2002 Fraki
 2002/0168919 A1 11/2002 Perkins
 2002/0169668 A1 11/2002 Bank et al.
 2002/0169672 A1 11/2002 Barnhart
 2002/0198781 A1 12/2002 Cobley
 2003/0018523 A1 1/2003 Rappaport et al.
 2003/0034955 A1 2/2003 Gilder et al.
 2003/0055984 A1 3/2003 Shimakawa et al.

2003/0088467 A1 5/2003 Culver
 2003/0126031 A1 7/2003 Asami
 2003/0220885 A1 11/2003 Lucarelli et al.
 2003/0232649 A1 12/2003 Gizis et al.
 2004/0030595 A1 2/2004 Park
 2004/0043806 A1 3/2004 Kirby et al.
 2004/0046736 A1 3/2004 Pryor et al.
 2004/0053690 A1 3/2004 Fogel et al.
 2004/0075677 A1 4/2004 Loyall et al.
 2004/0093266 A1 5/2004 Dohring
 2004/0193489 A1 9/2004 Boyd
 2004/0219961 A1 11/2004 Ellenby
 2004/0229696 A1 11/2004 Beck
 2004/0242326 A1 12/2004 Fujisawa et al.
 2005/0043076 A1 2/2005 Lin
 2005/0049725 A1* 3/2005 Huang 700/19
 2005/0059483 A1 3/2005 Borge
 2005/0114272 A1 5/2005 Herrmann et al.
 2005/0137015 A1 6/2005 Rogers
 2005/0192864 A1 9/2005 Ganz
 2005/0250415 A1 11/2005 Barthold
 2005/0250416 A1 11/2005 Barthold
 2005/0272504 A1 12/2005 Eguchi et al.
 2005/0287925 A1 12/2005 Proch et al.
 2006/0035692 A1 2/2006 Kirby et al.
 2006/0079150 A1 4/2006 Filoseta et al.
 2006/0080539 A1 4/2006 Asami et al.
 2006/0093142 A1 5/2006 Schneier et al.
 2006/0100018 A1 5/2006 Ganz
 2006/0166593 A1 7/2006 Shrock et al.
 2006/0285441 A1 12/2006 Walker
 2007/0050716 A1 3/2007 Leahy et al.
 2007/0143679 A1 6/2007 Resner

FOREIGN PATENT DOCUMENTS

JP 2001283024 A 10/2001
 JP 2001321571 A 11/2001
 JP 2002-016171 1/2002
 JP 2003-210843 7/2003
 JP 2003205178 7/2003
 JP 2003248650 A 9/2003
 WO 0033533 6/2000
 WO 0227591 A1 4/2002
 WO 02099581 A2 12/2002

OTHER PUBLICATIONS

Monopets “The Gurgle” plush toy, undated (photographs taken Aug. 2, 2007).
<http://web.archive.org/web/20031202190119/www.monopets.com/>, Dec. 2, 2003.
 Johnson, M. P., A. Wilson, B. Blumberg, C. Kline, and A. Bobick, Sympathetic interfaces: using a plush toy to direct synthetic characters. Proceedings of the CHI 99 conference on Human factors in computer systems, 1999.
 neopets.com, “The Ottawa Citizen”, Dated Feb. 7, 2000.
 neopets.com, “Toronto Star”, Dated Mar. 13, 2003.
 monopets.com, “registration page” Archive Dated Dec. 12, 2002.
 Search Report for Application No. PCT/CA2004/002206. filed Dec. 30, 2004.
<http://www.lego.com>, Feb. 6, 2003, archive version found on www.archive.org—“Wayback Machine”.
 Japanese Patent Office, Decision of Refusal, for Japanese Patent Application No. 2006-545875, Dated Feb. 18, 2009.

* cited by examiner

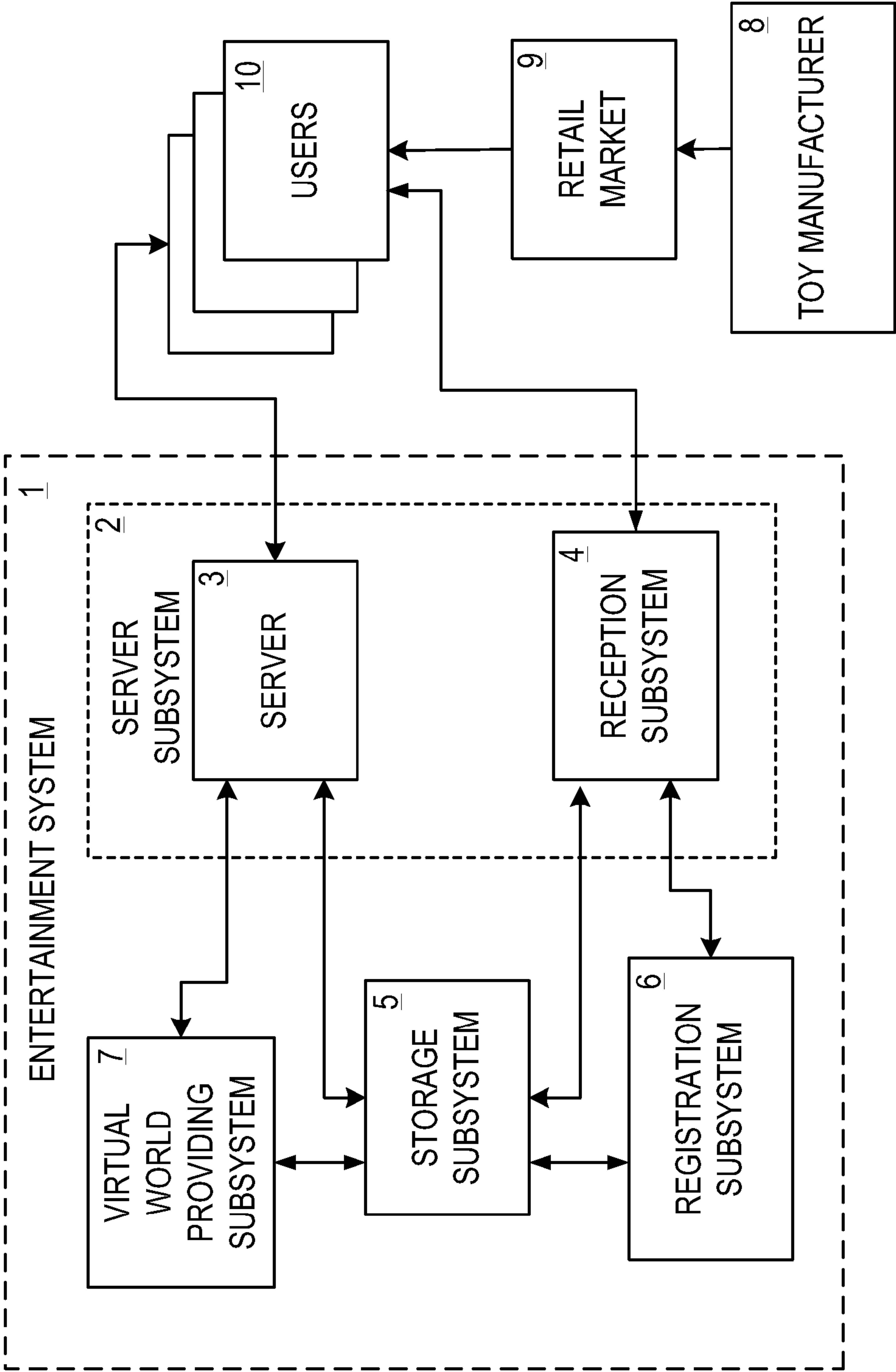


FIG. 1

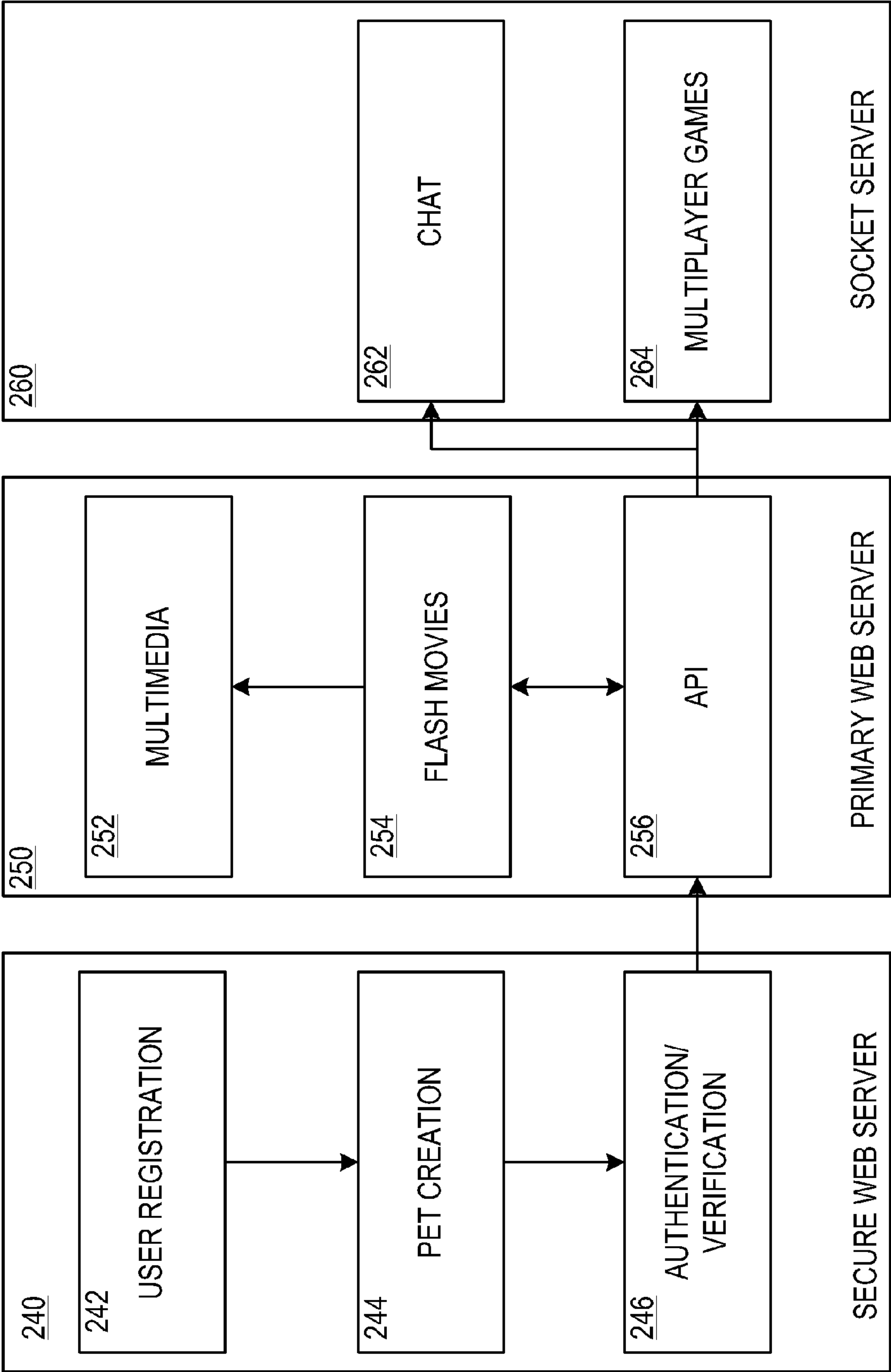


FIG. 1A

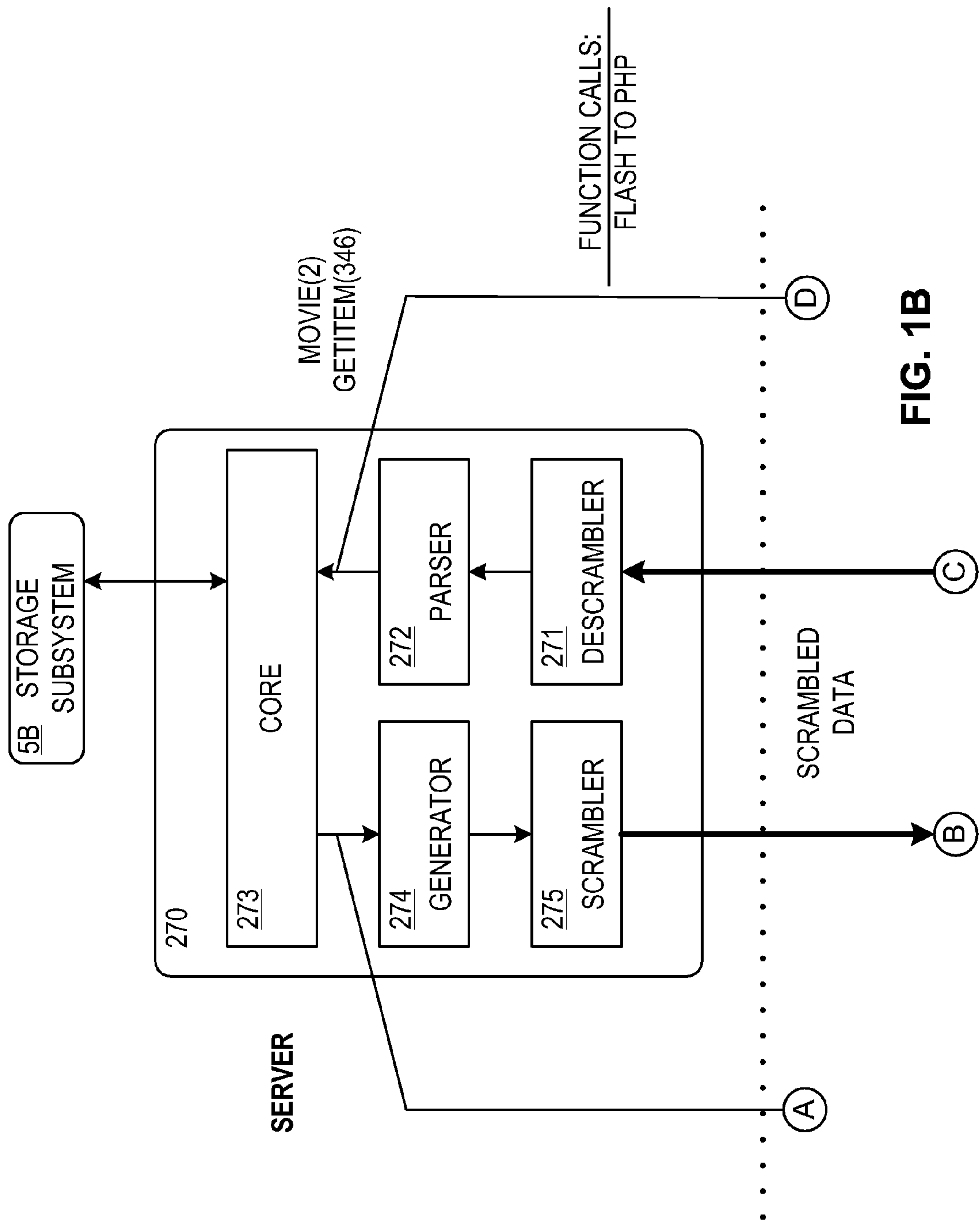


FIG. 1B

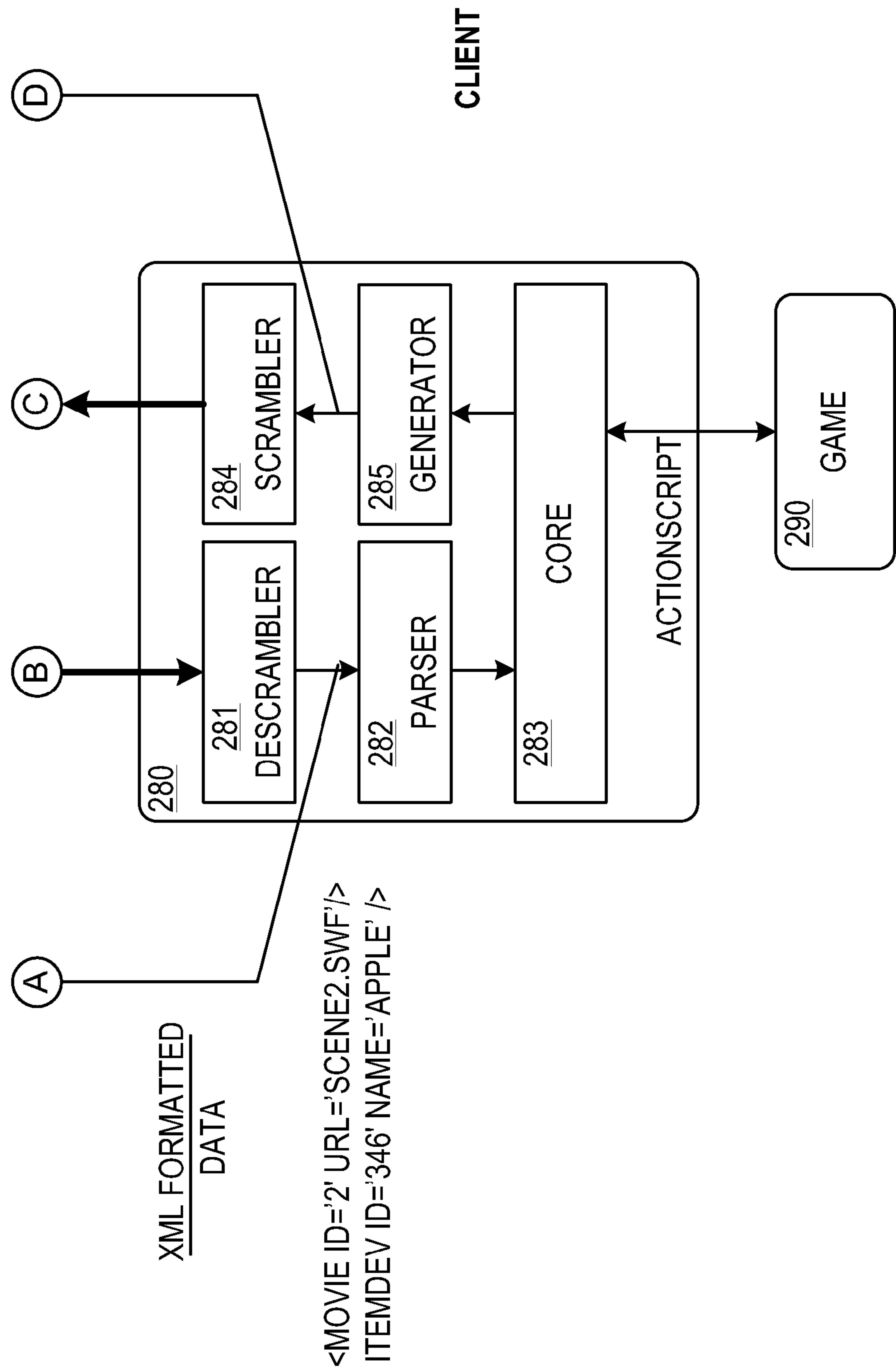


FIG. 1C

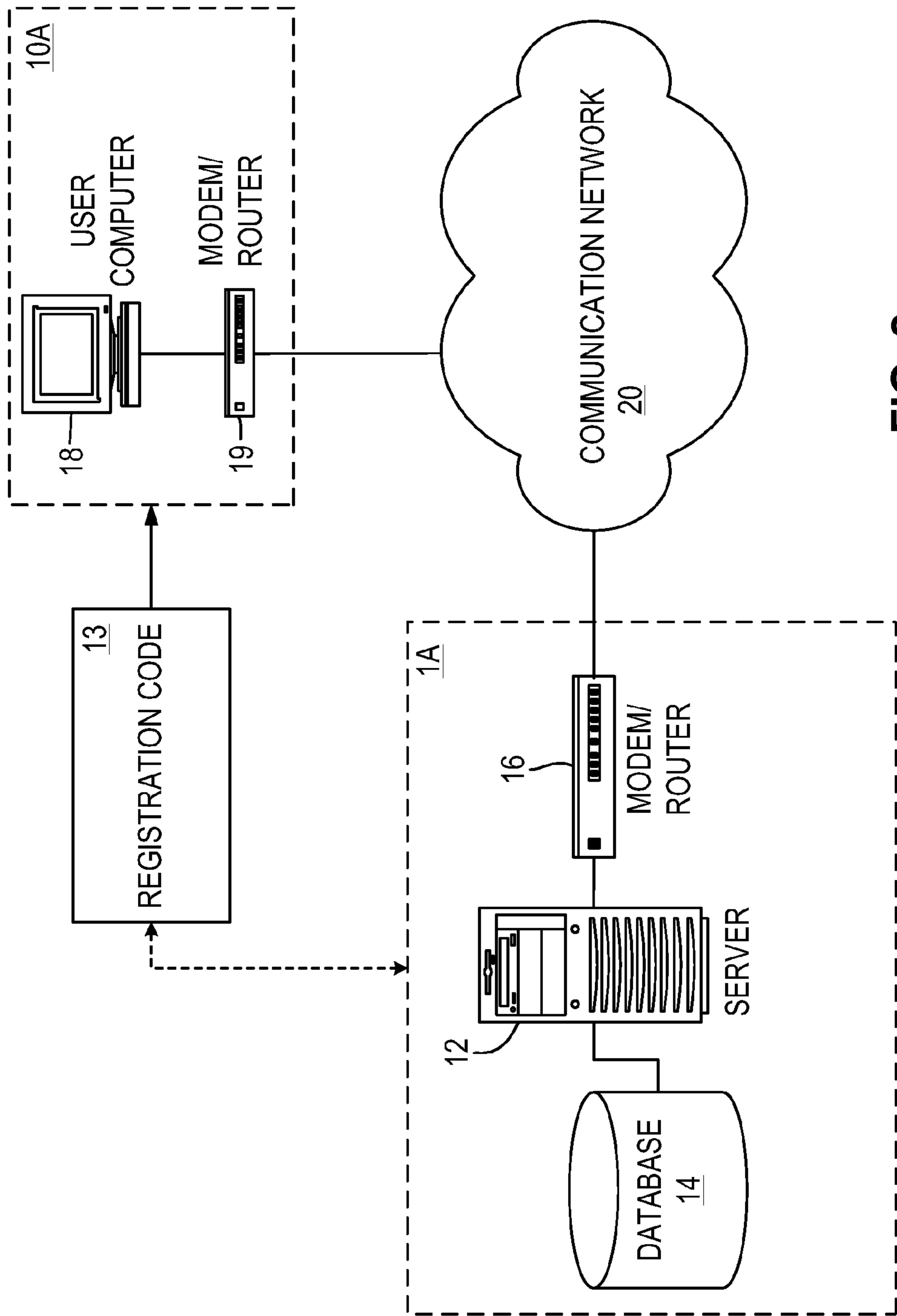


FIG. 2

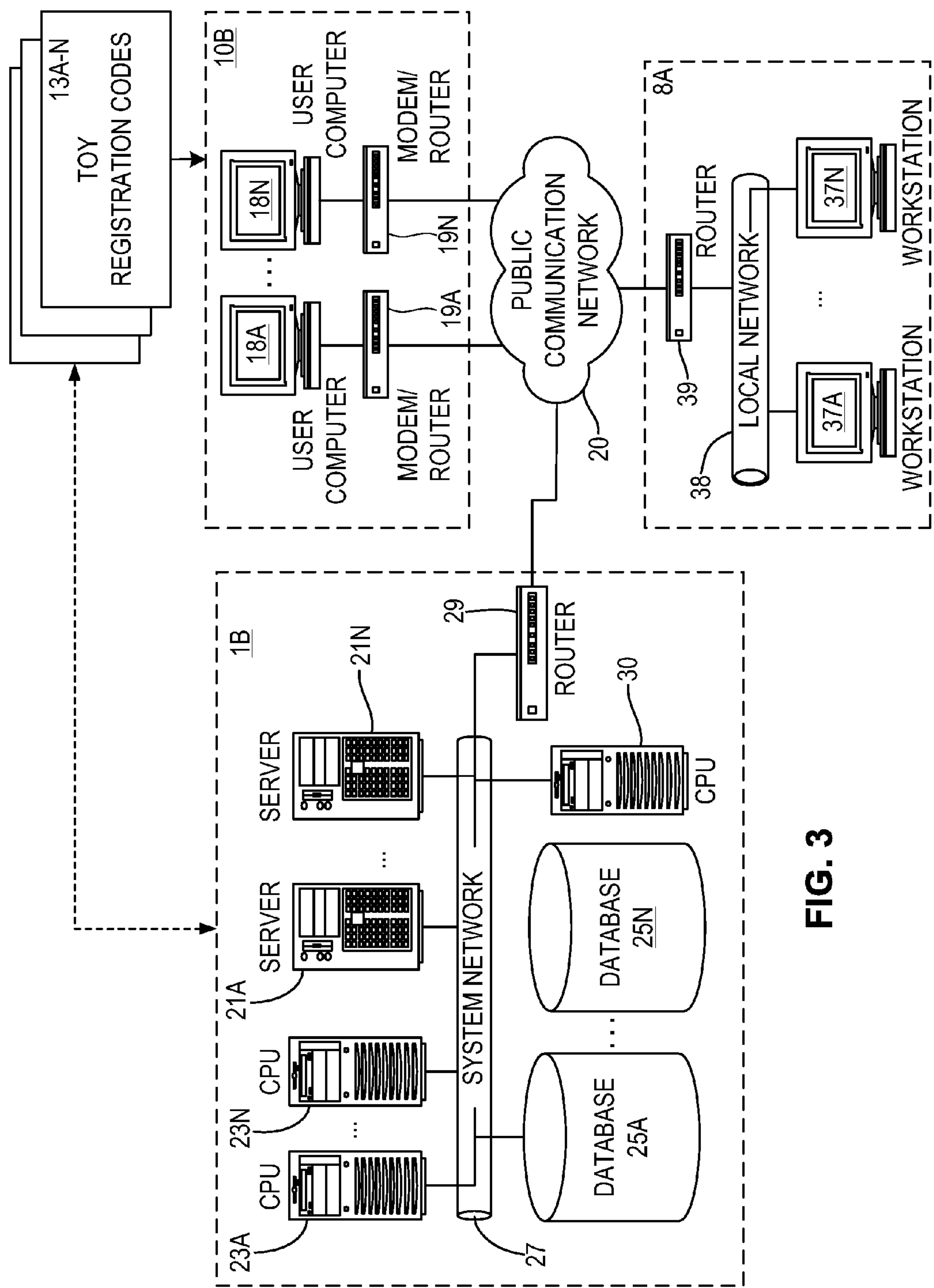


FIG. 3

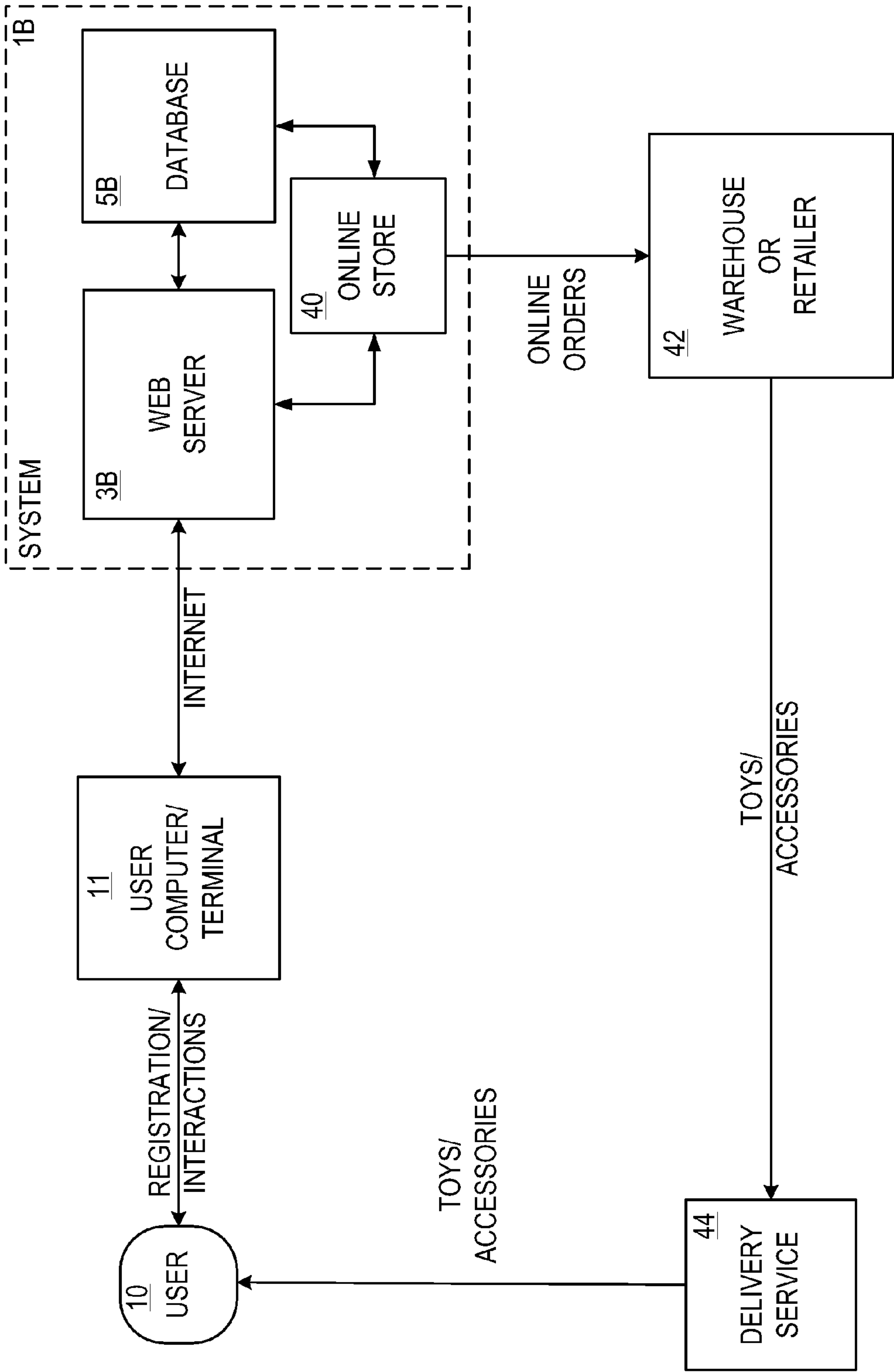


FIG. 4

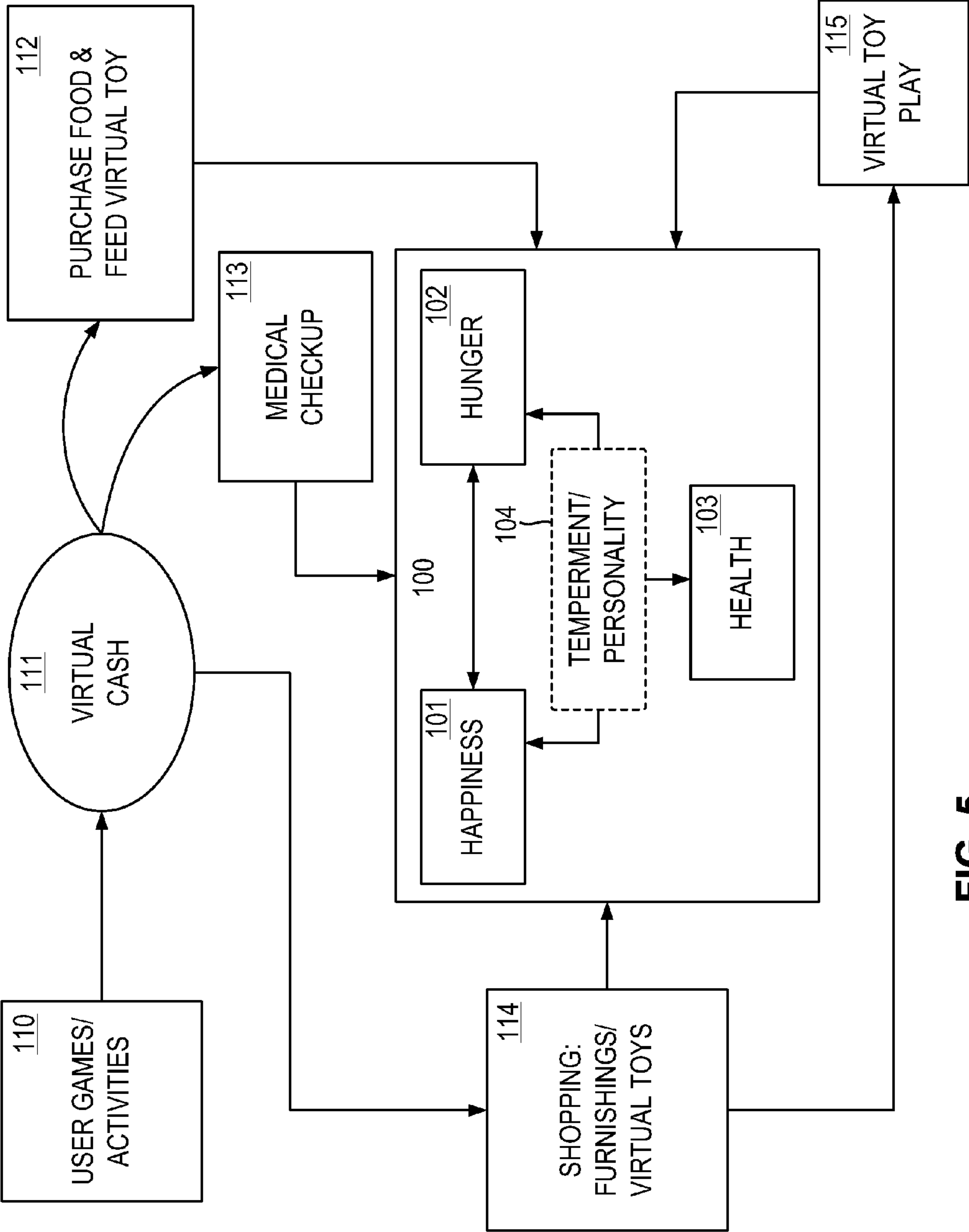
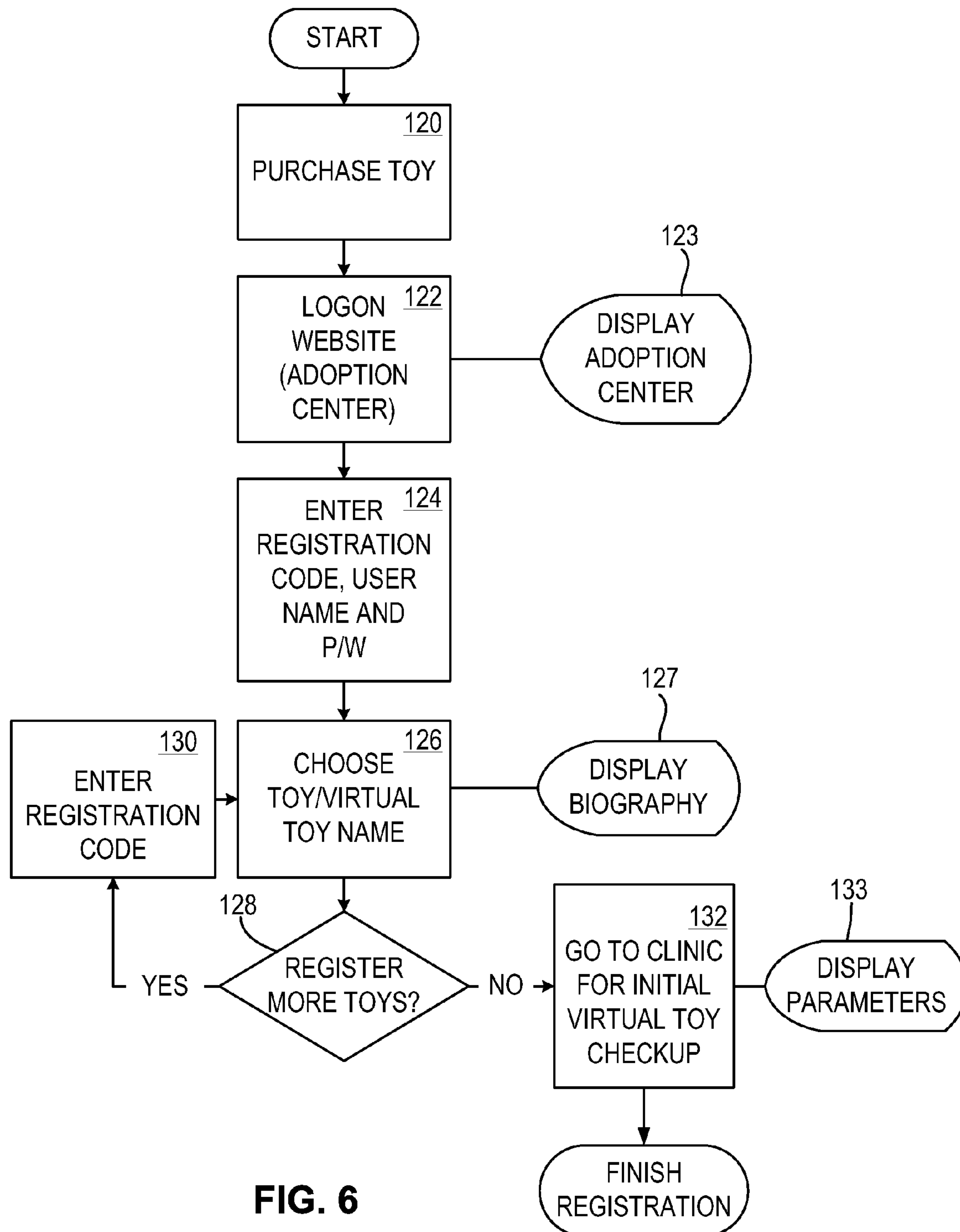
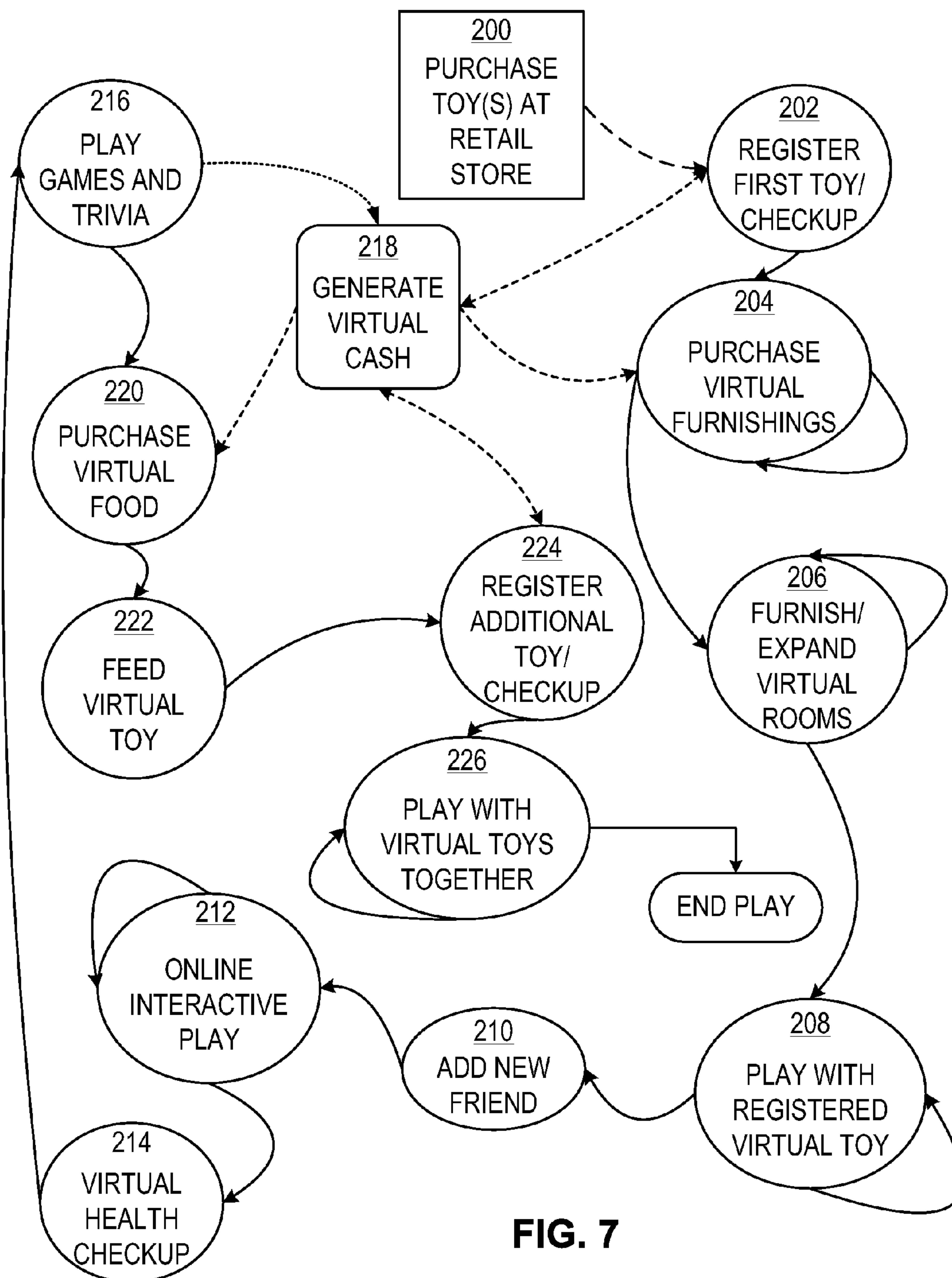


FIG. 5

**FIG. 6**

**FIG. 7**

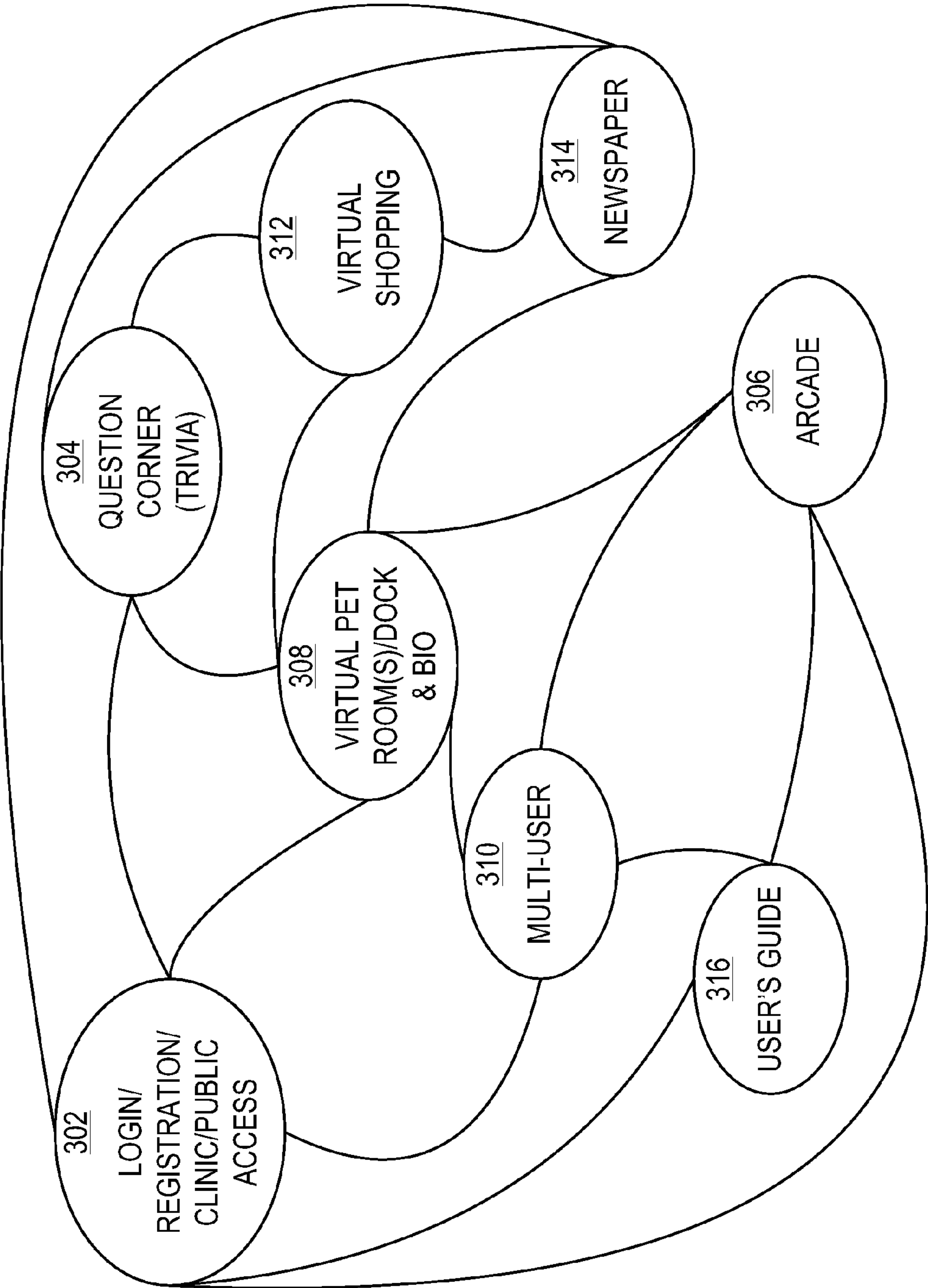


FIG. 8

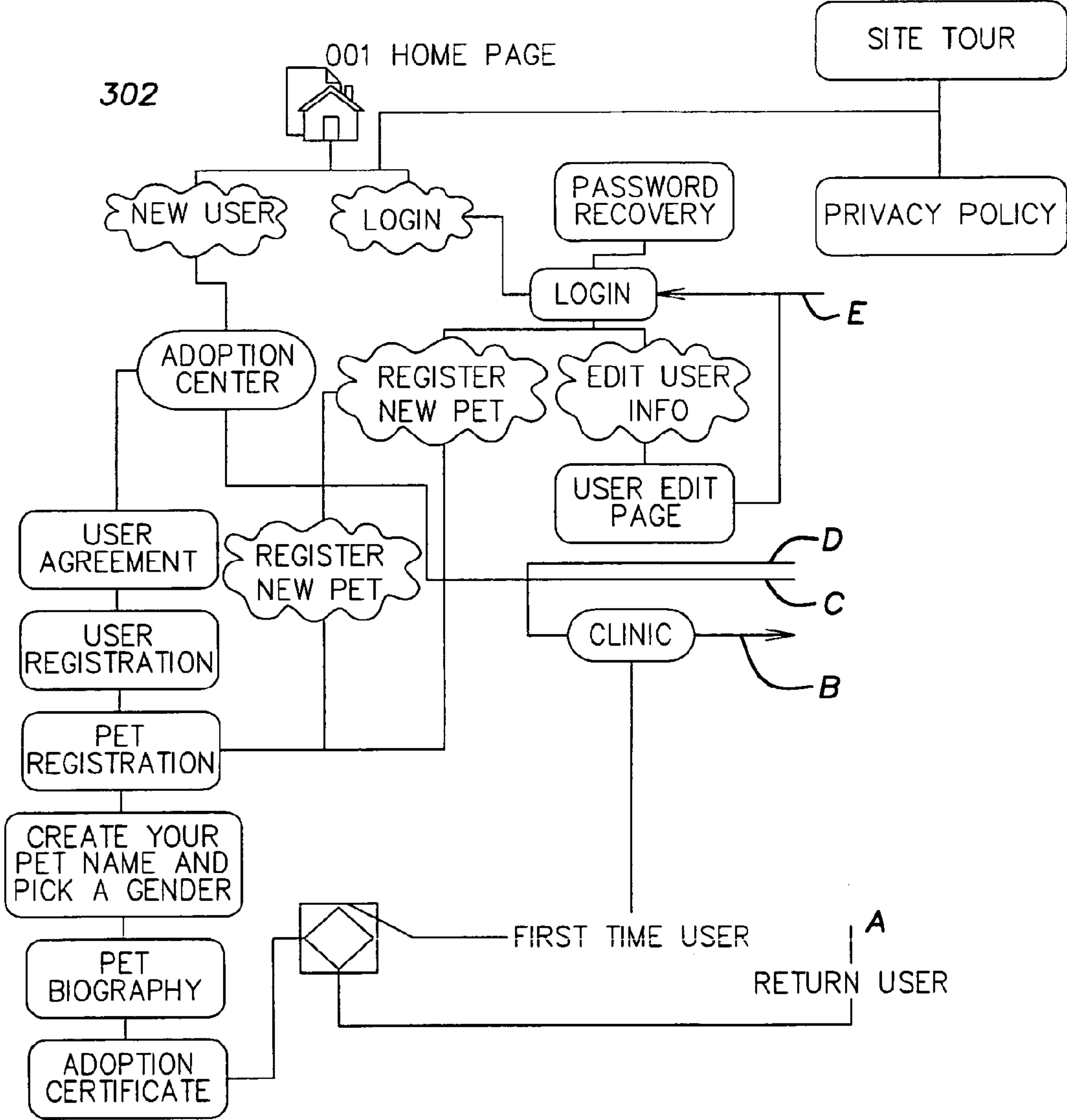


FIG.8A

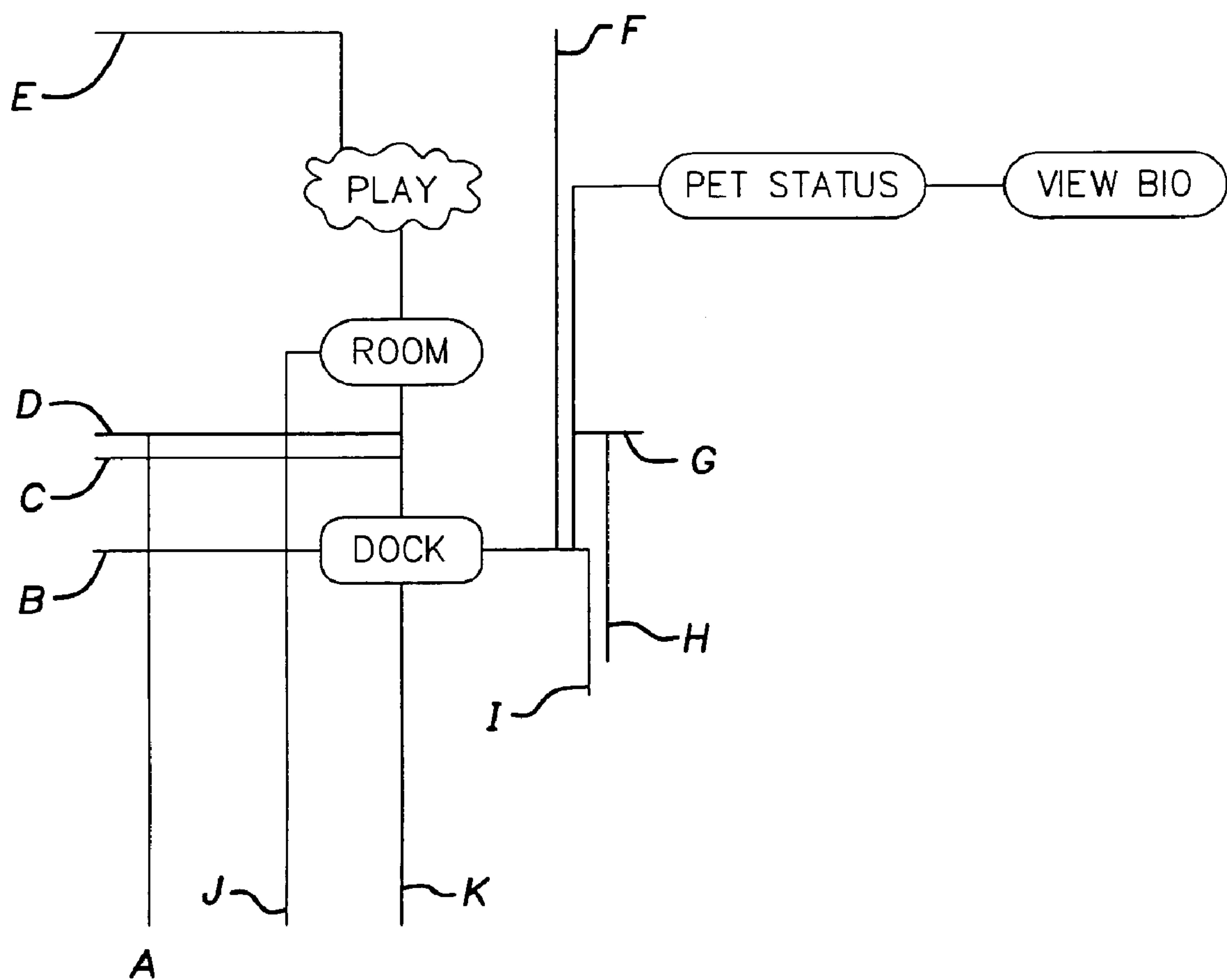
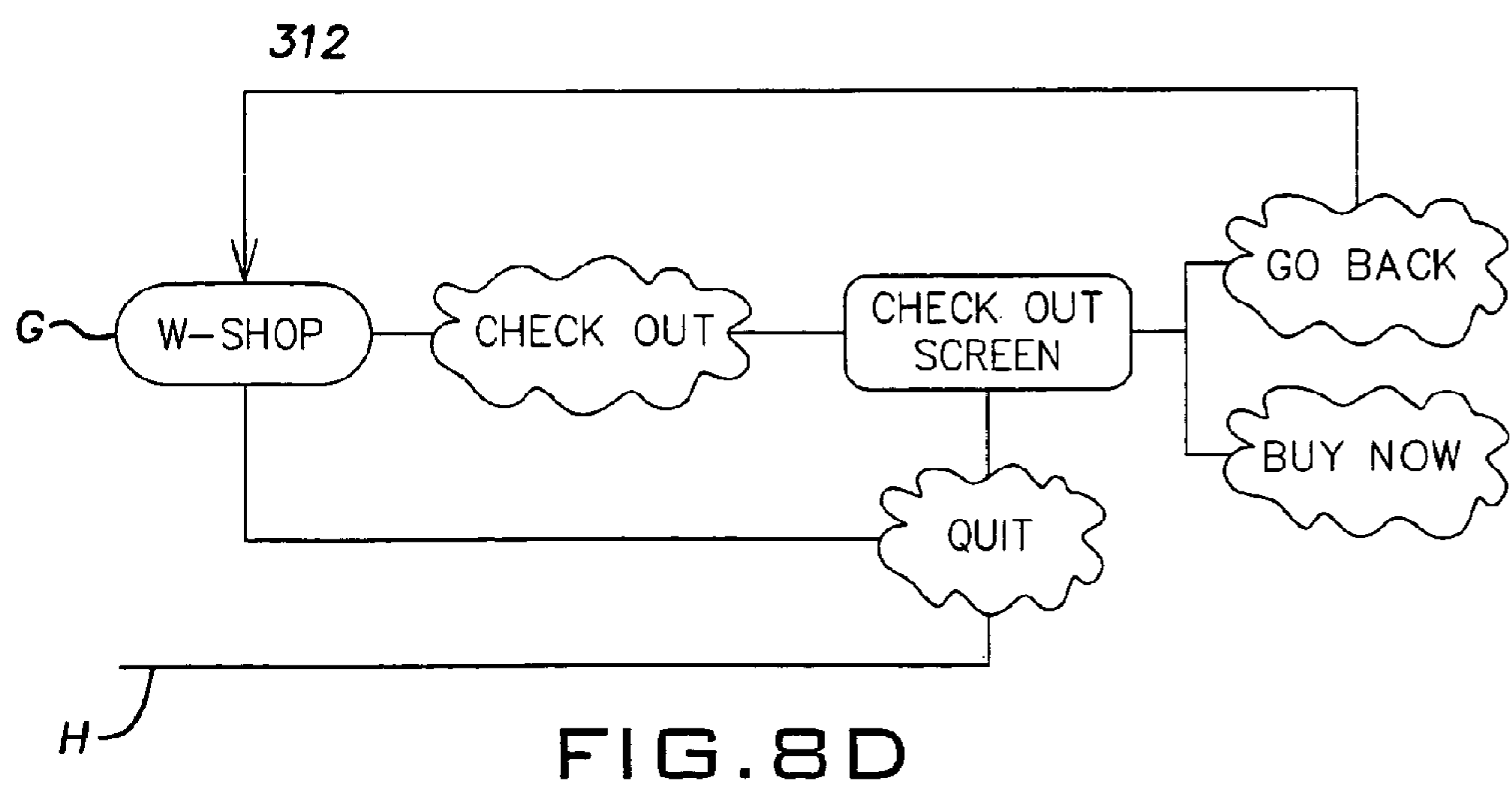
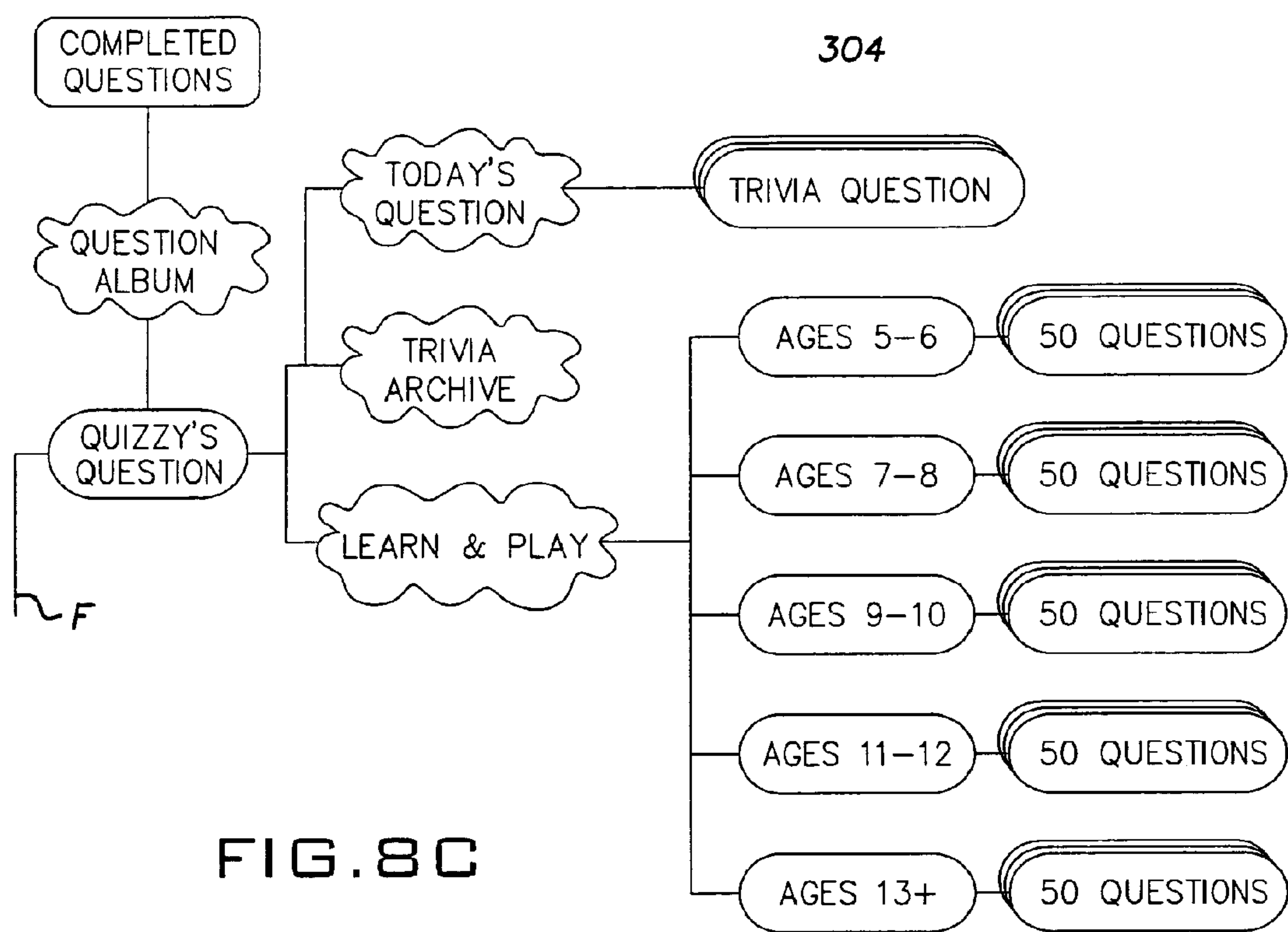


FIG. 8B



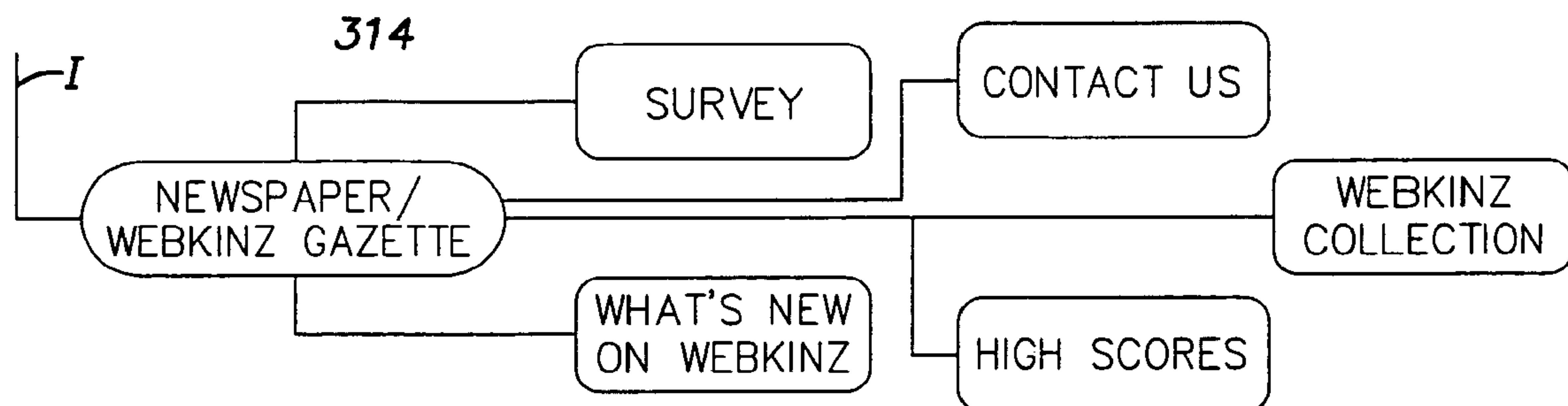


FIG. 8E

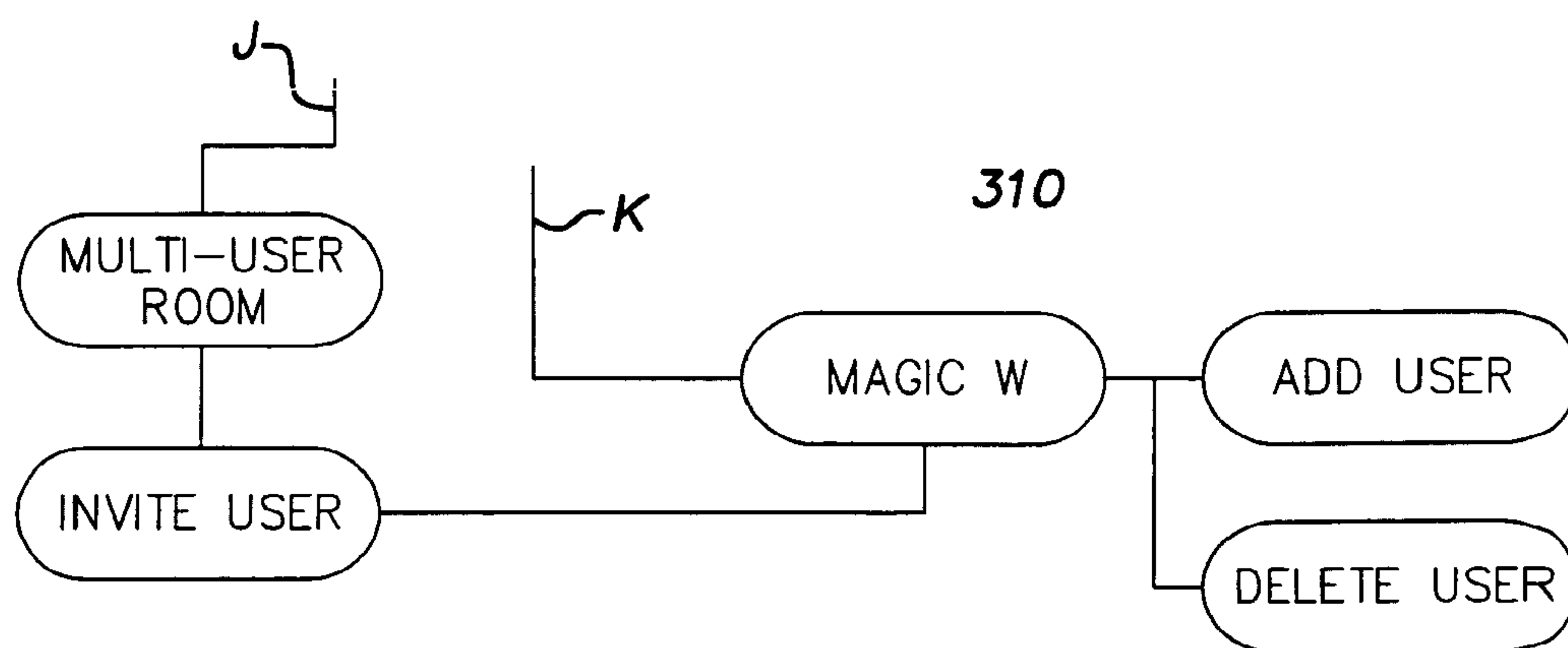


FIG. 8G

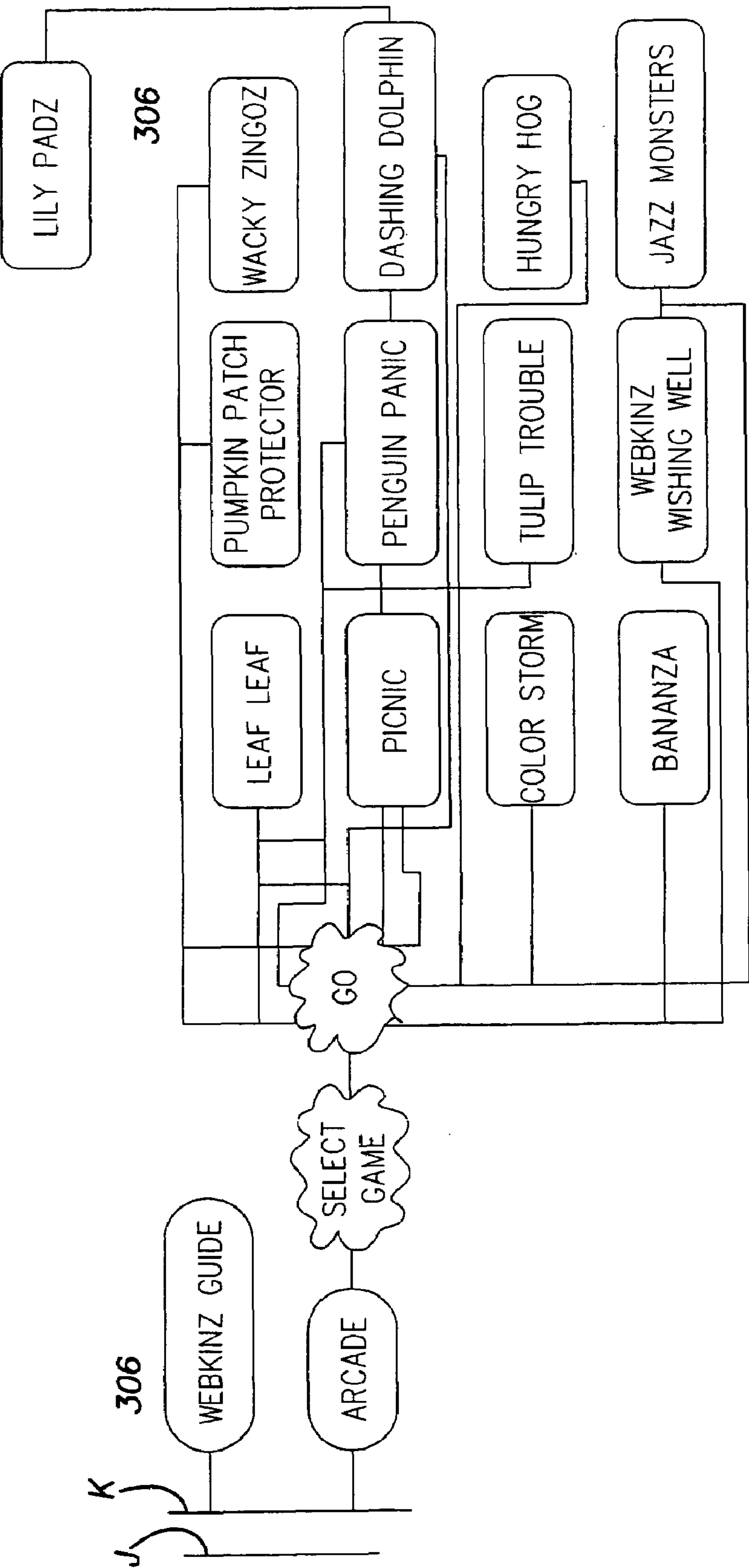


FIG. 8F



FIG. 9



Fig. 10A

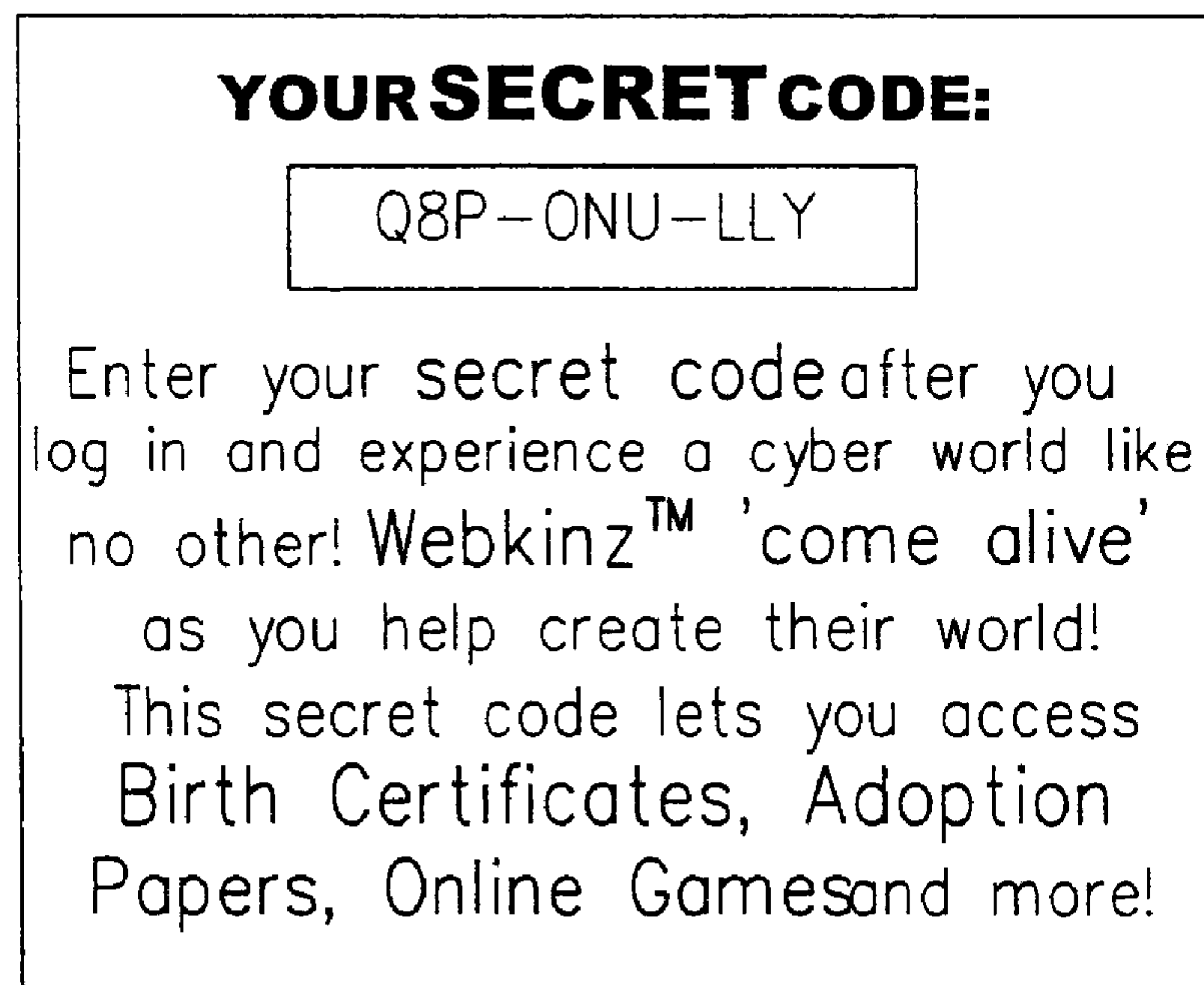


Fig. 10B




FIG. 11A

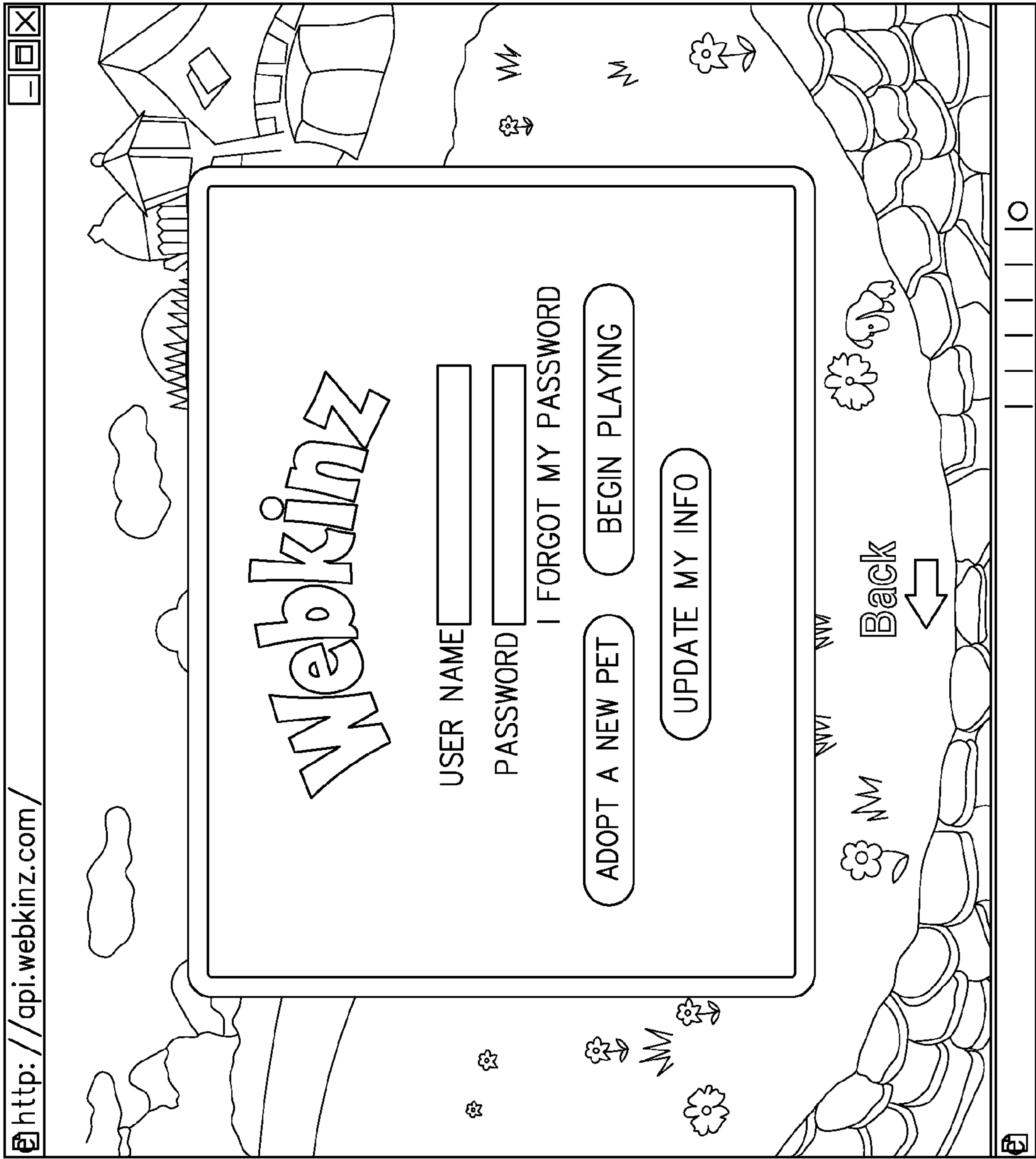


FIG. 11B

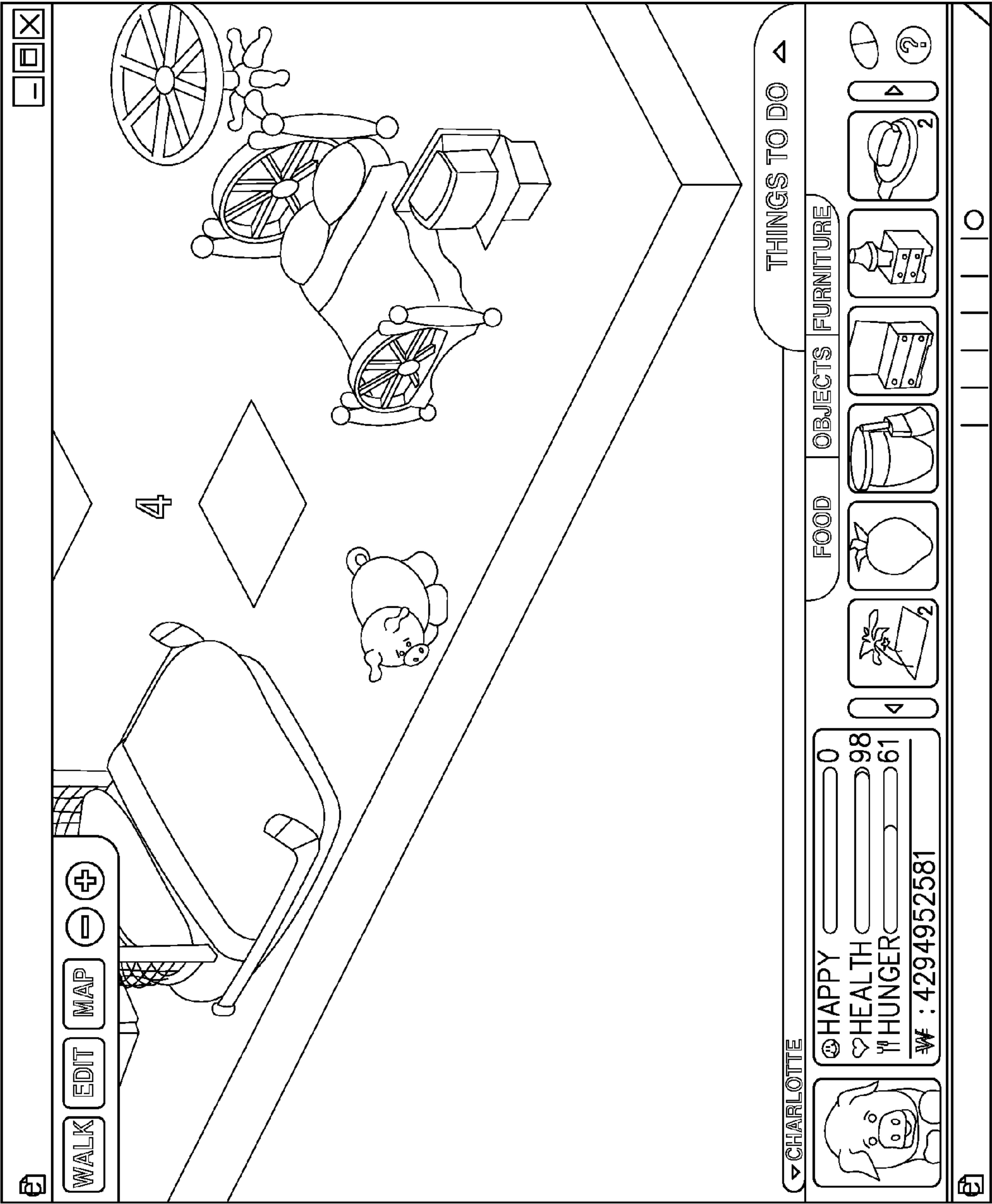


Fig. 11C


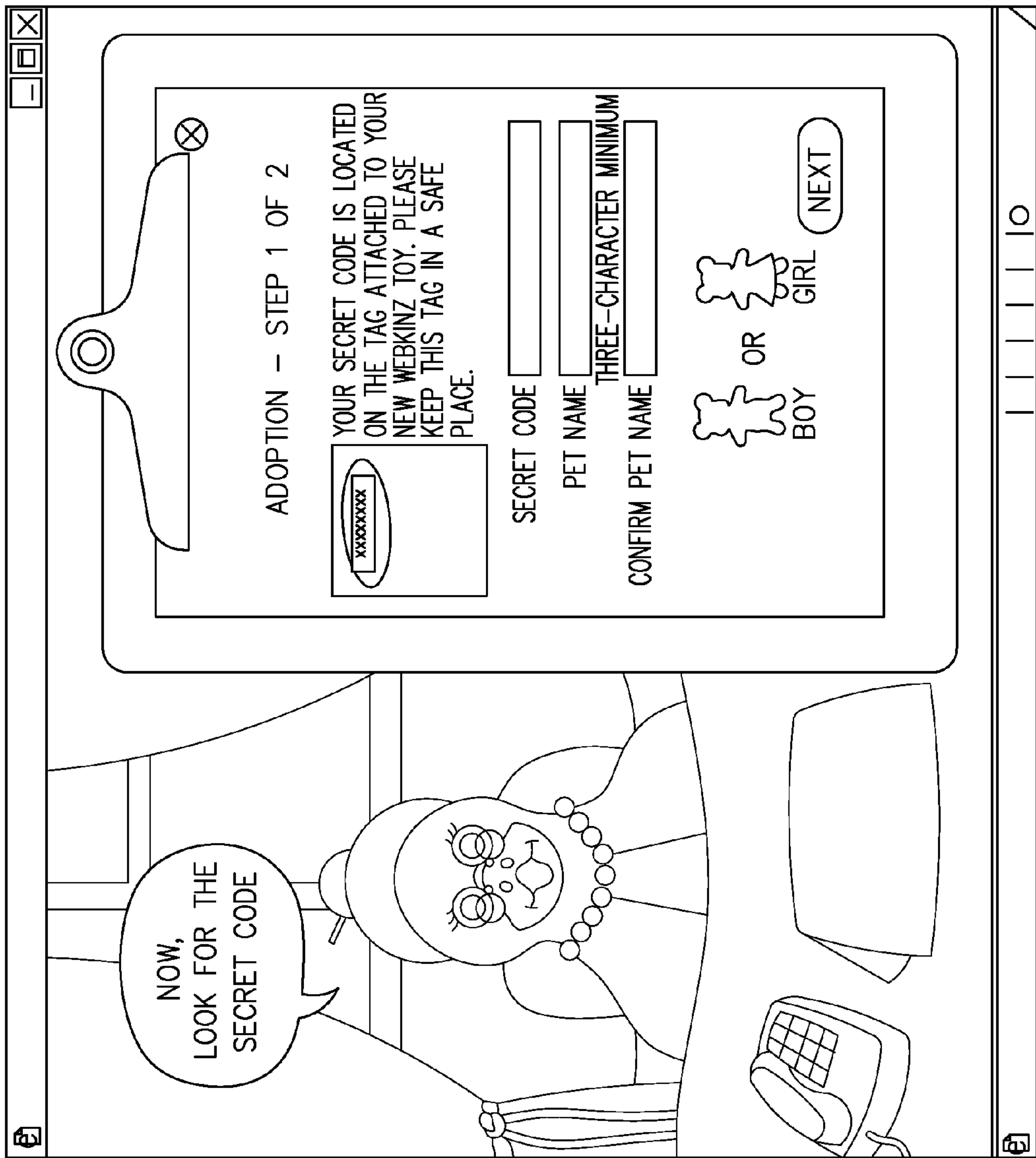


FIG. 11D



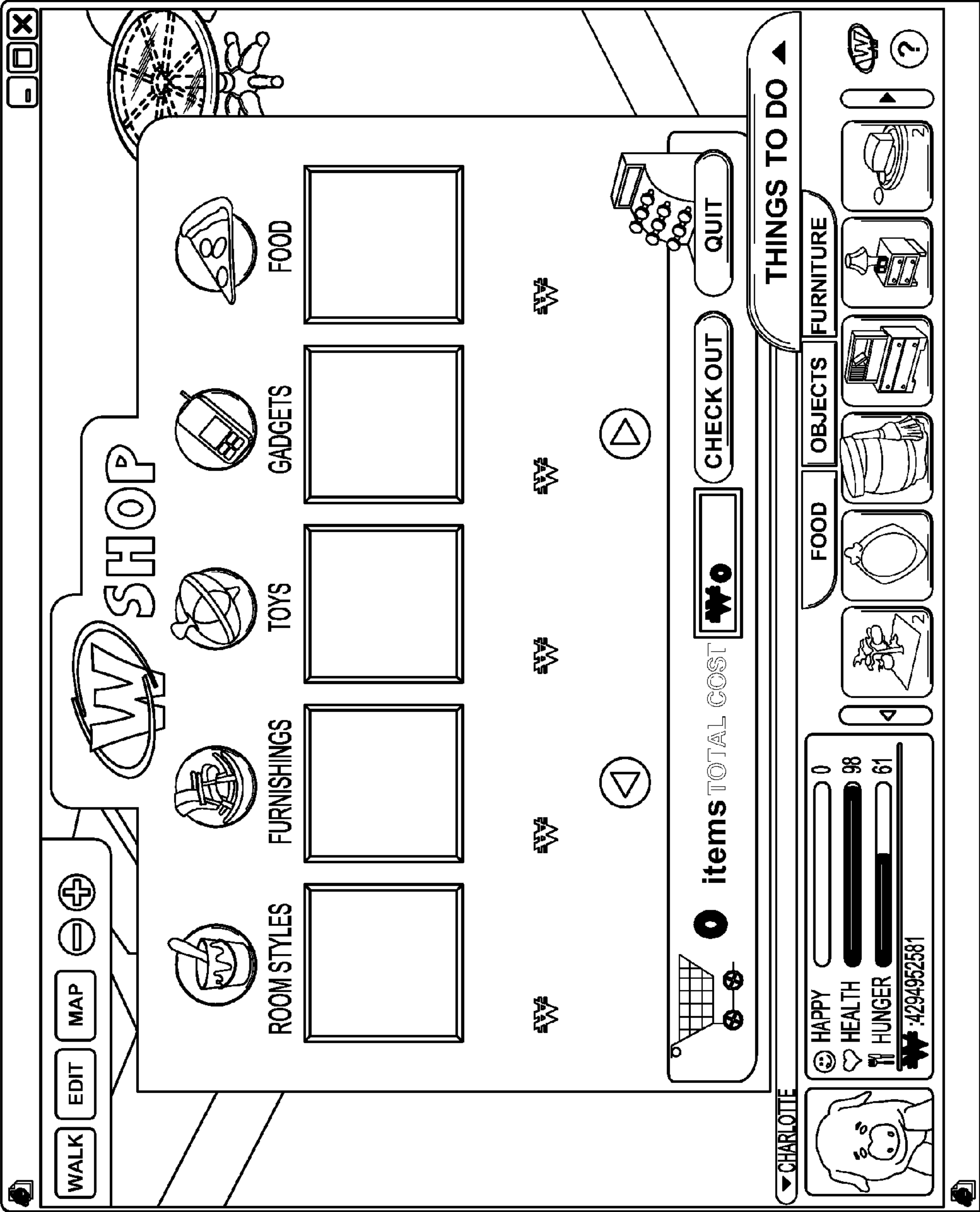


FIG. 11F




FIG. 11G

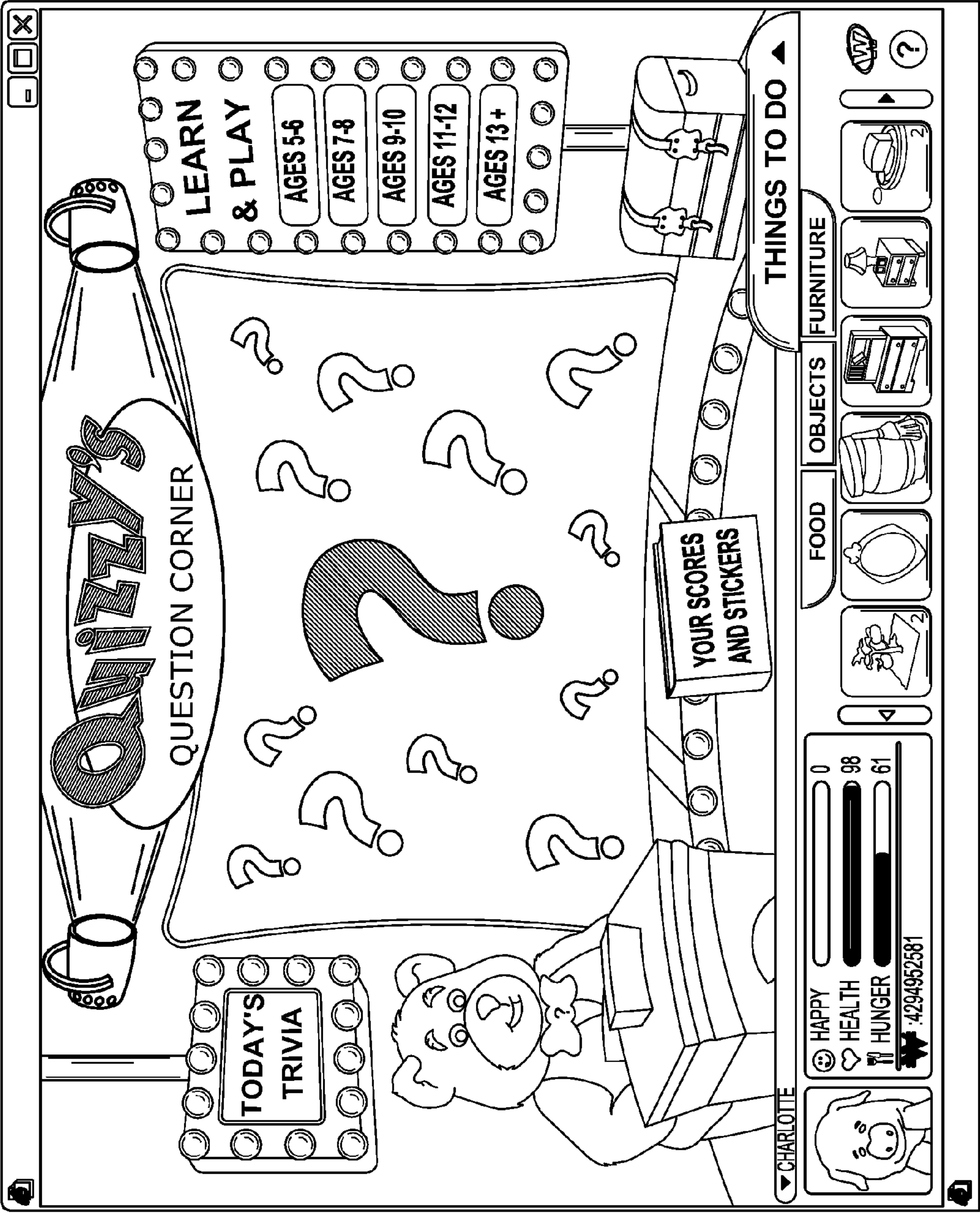


FIG. 11H




FIG. 111

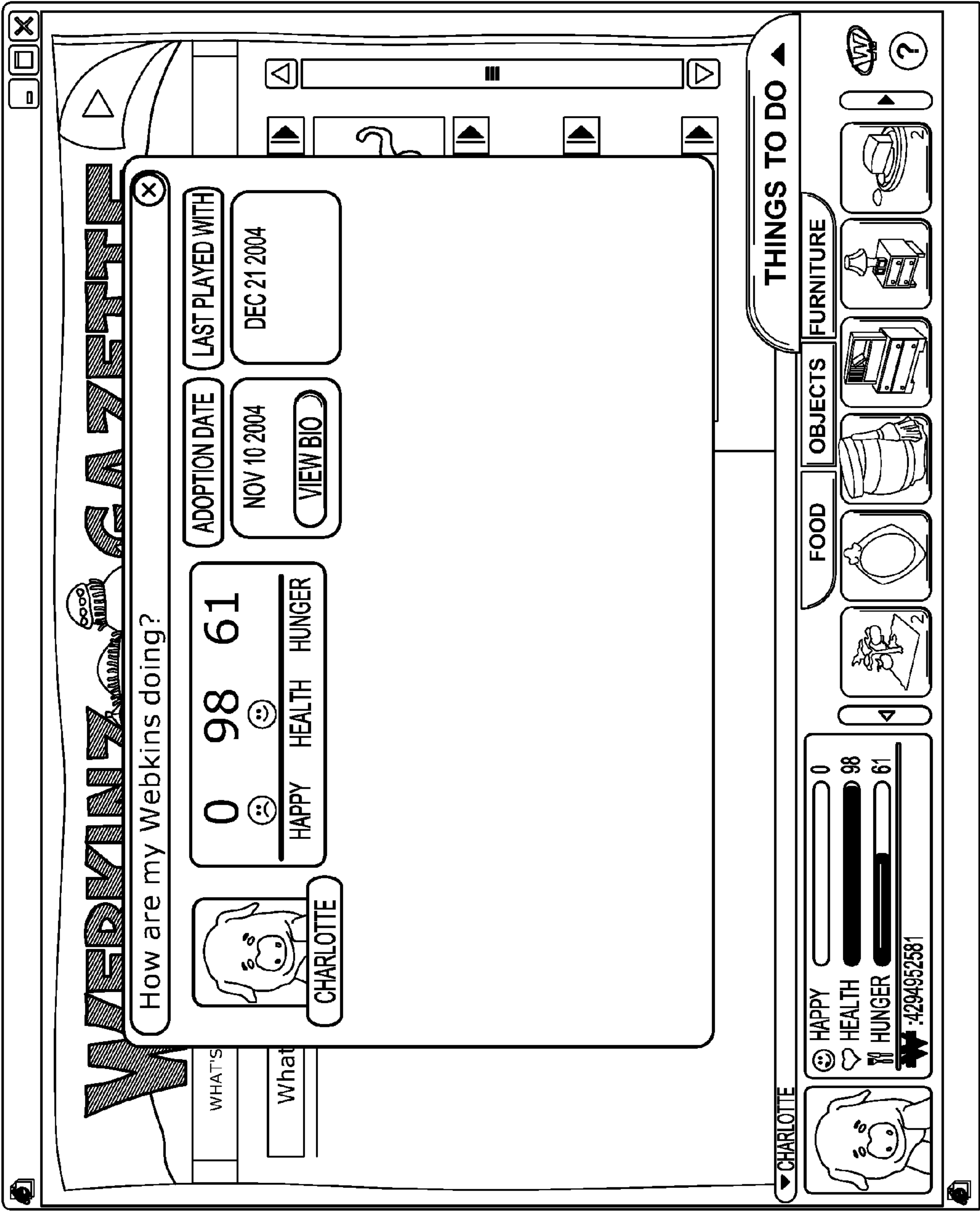
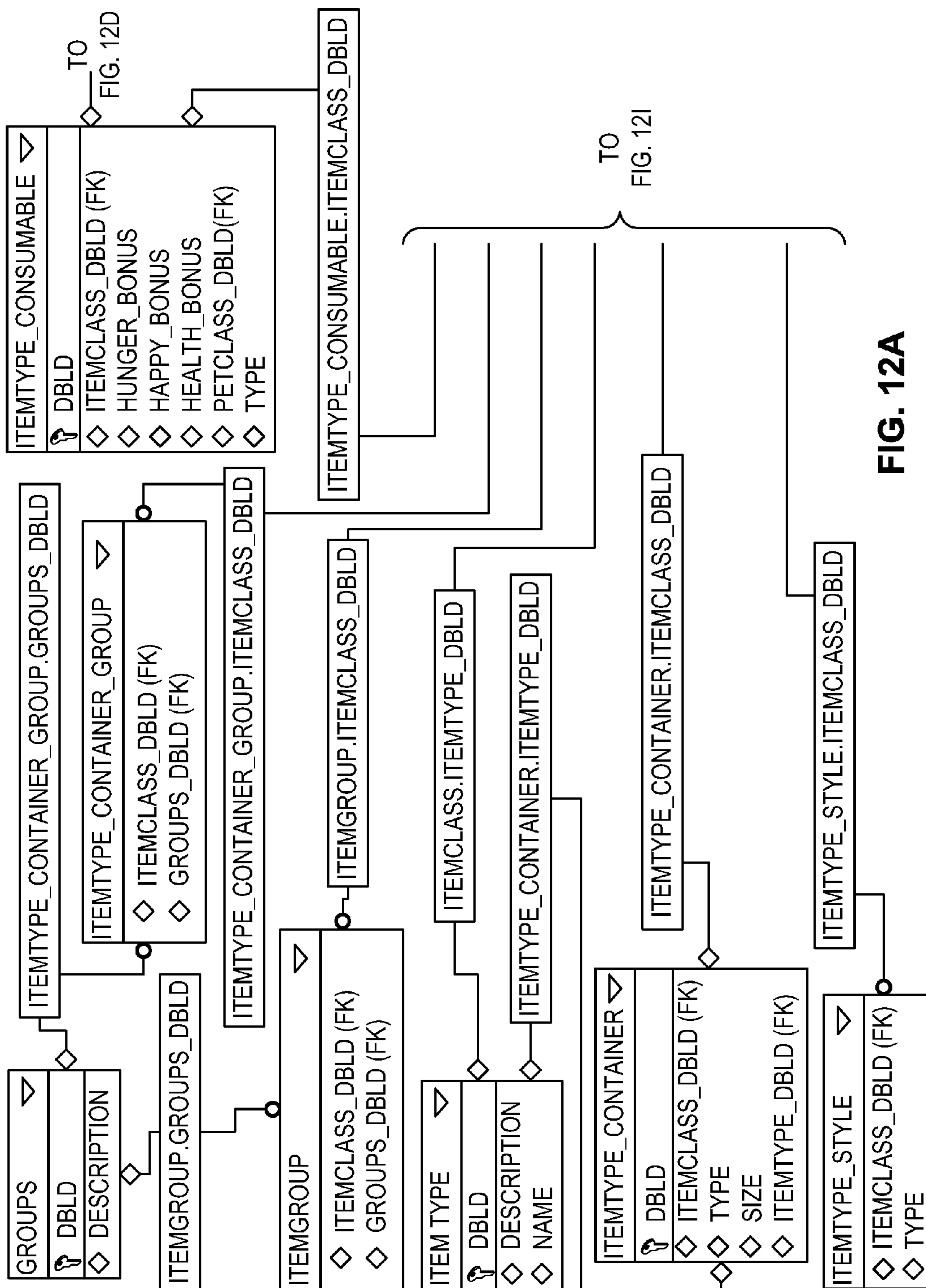
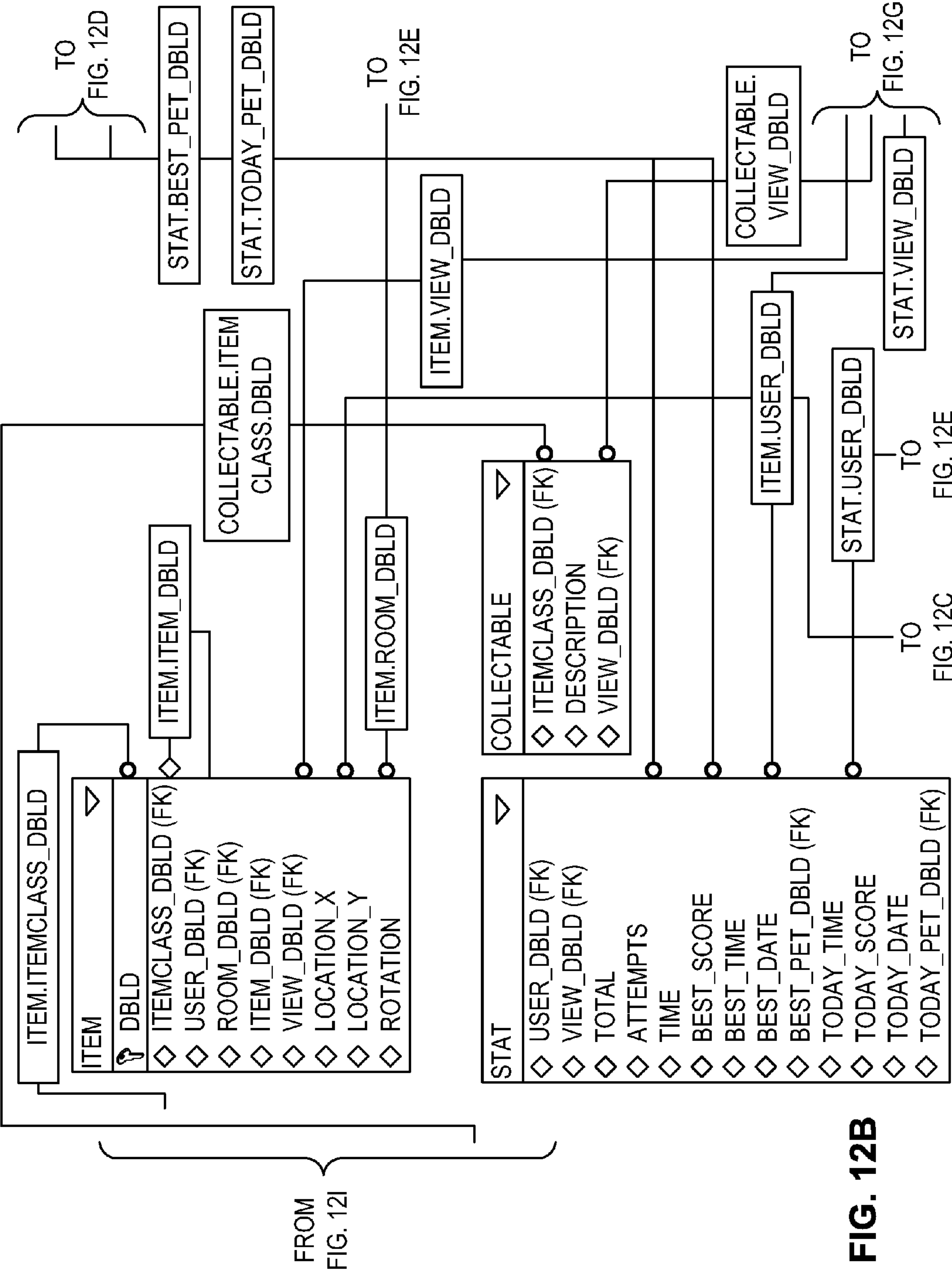


FIG. 11J





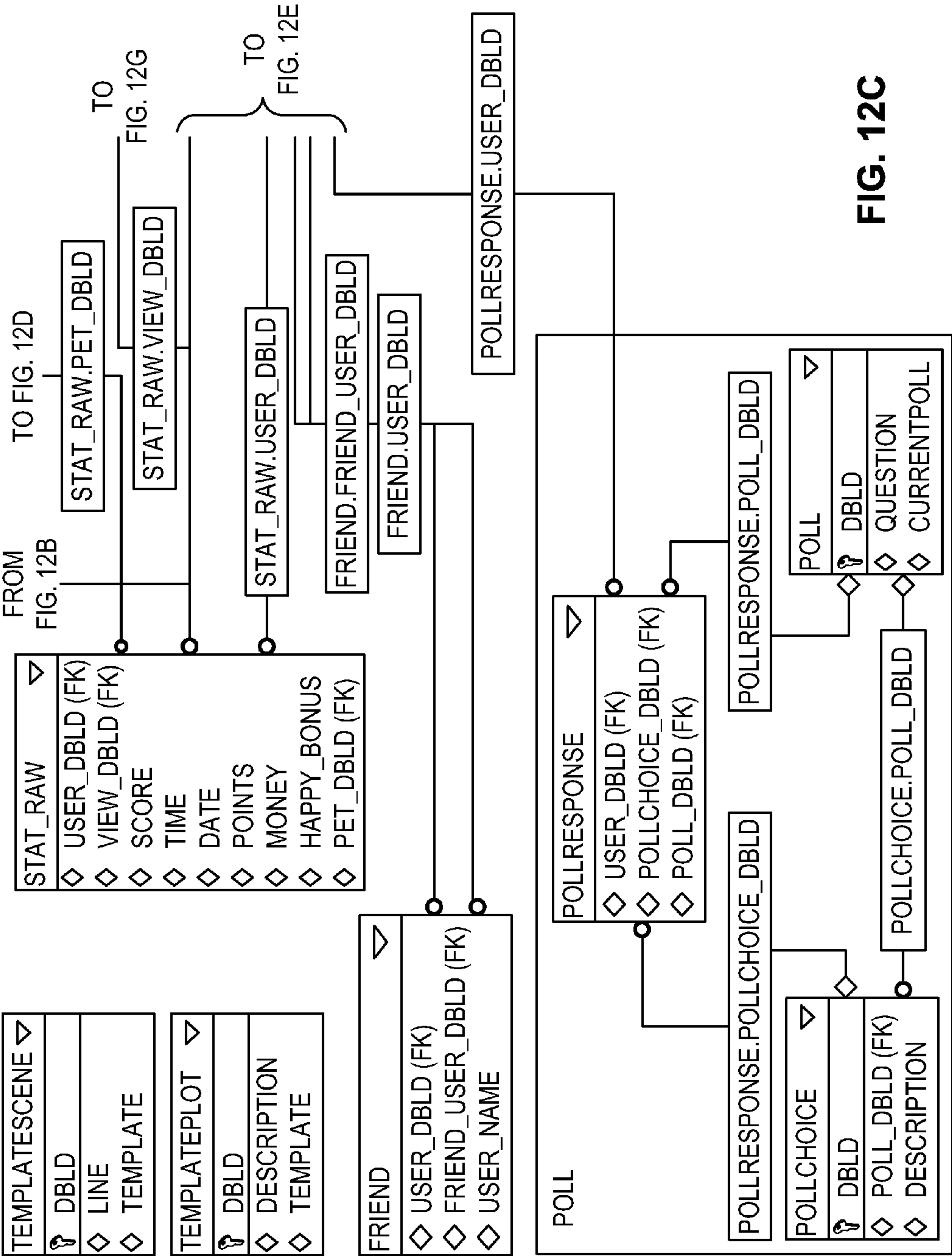
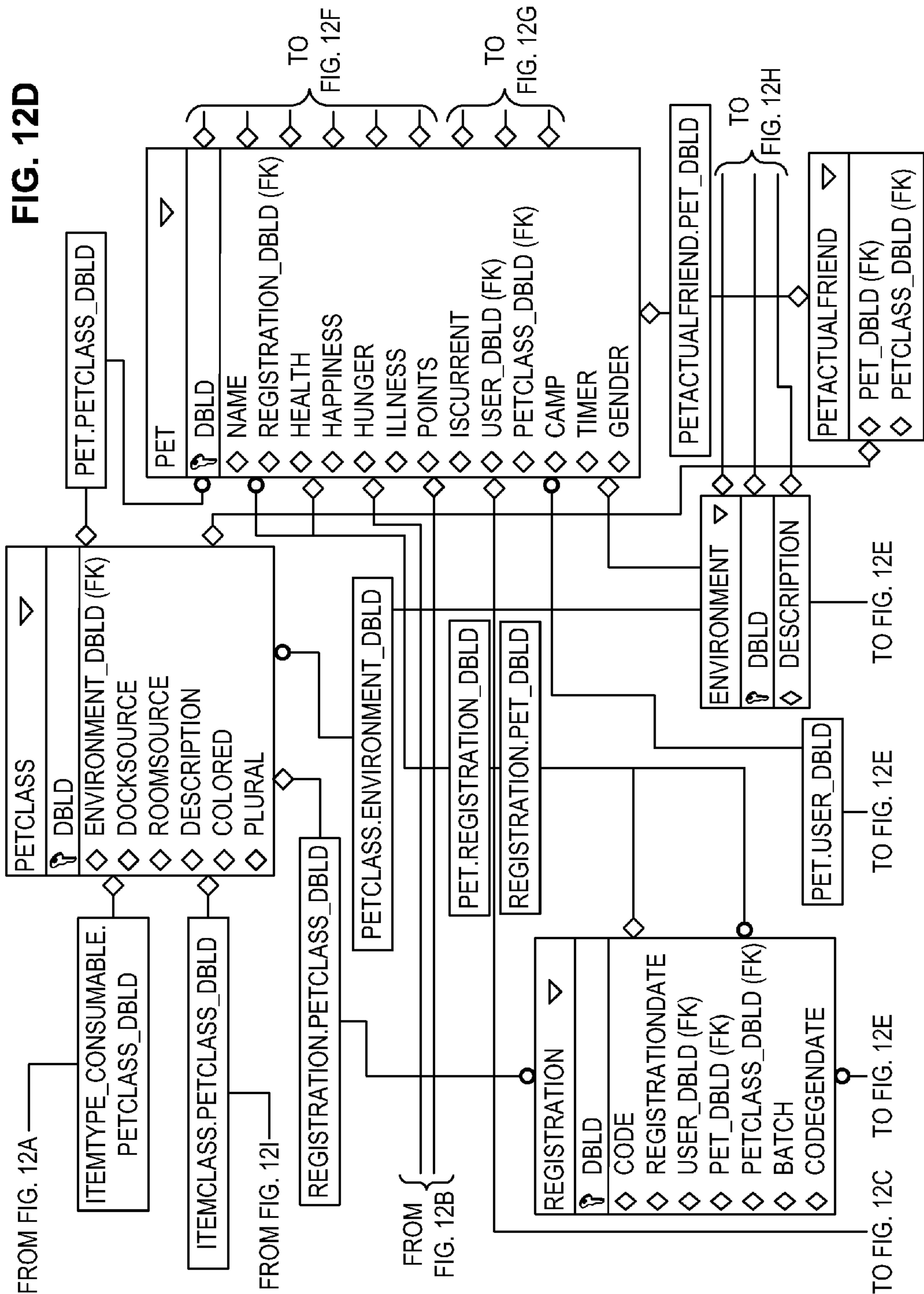
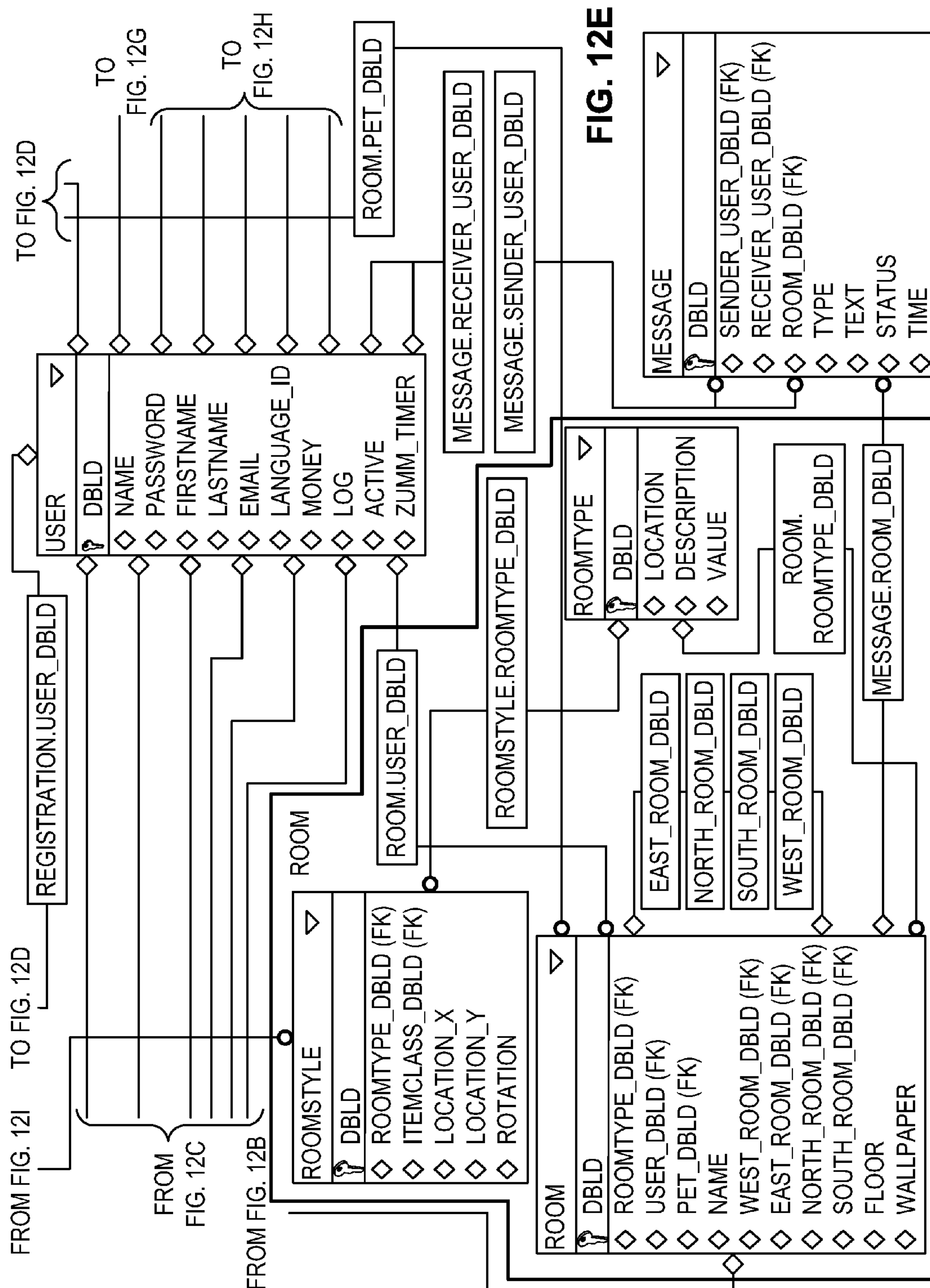
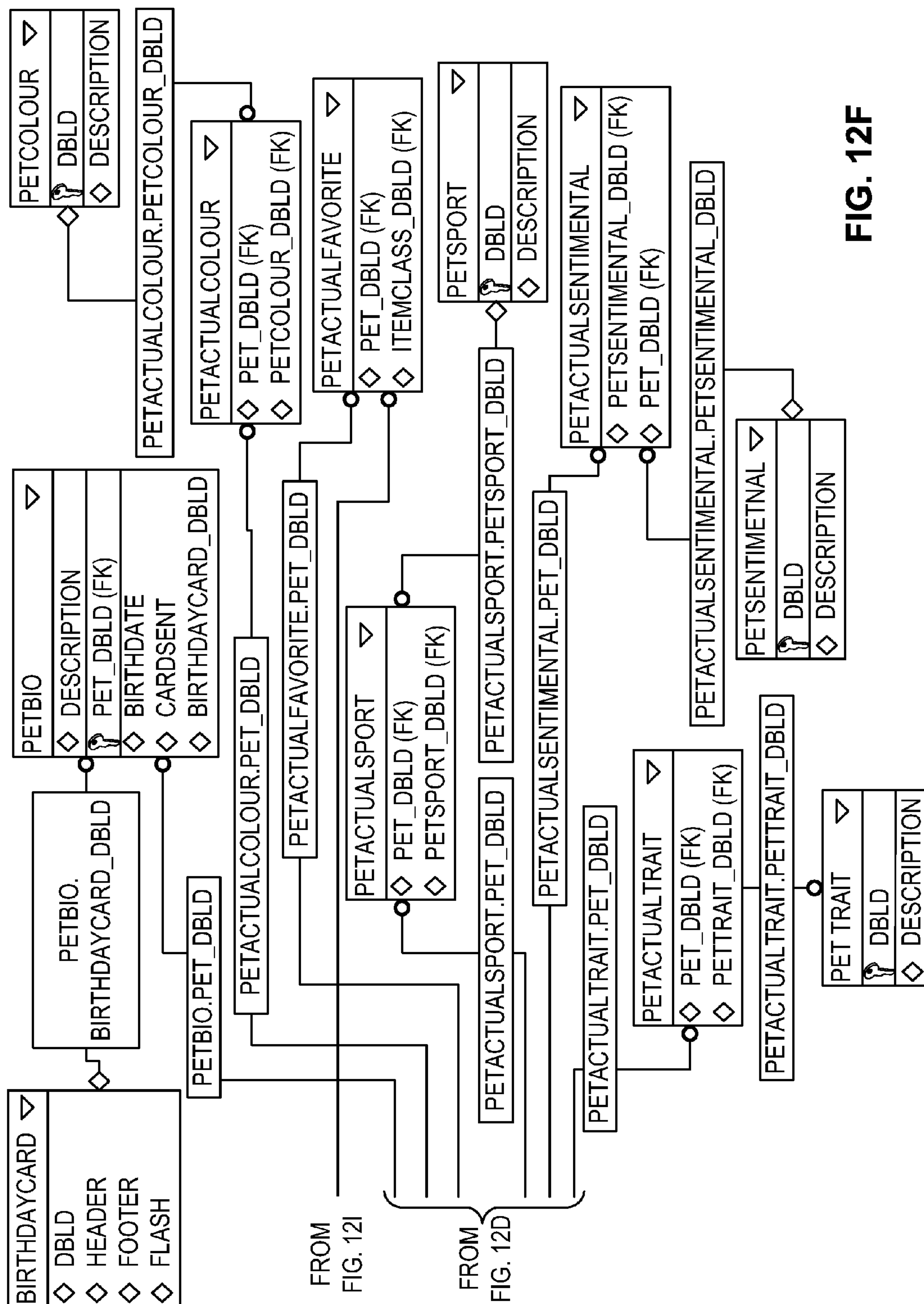
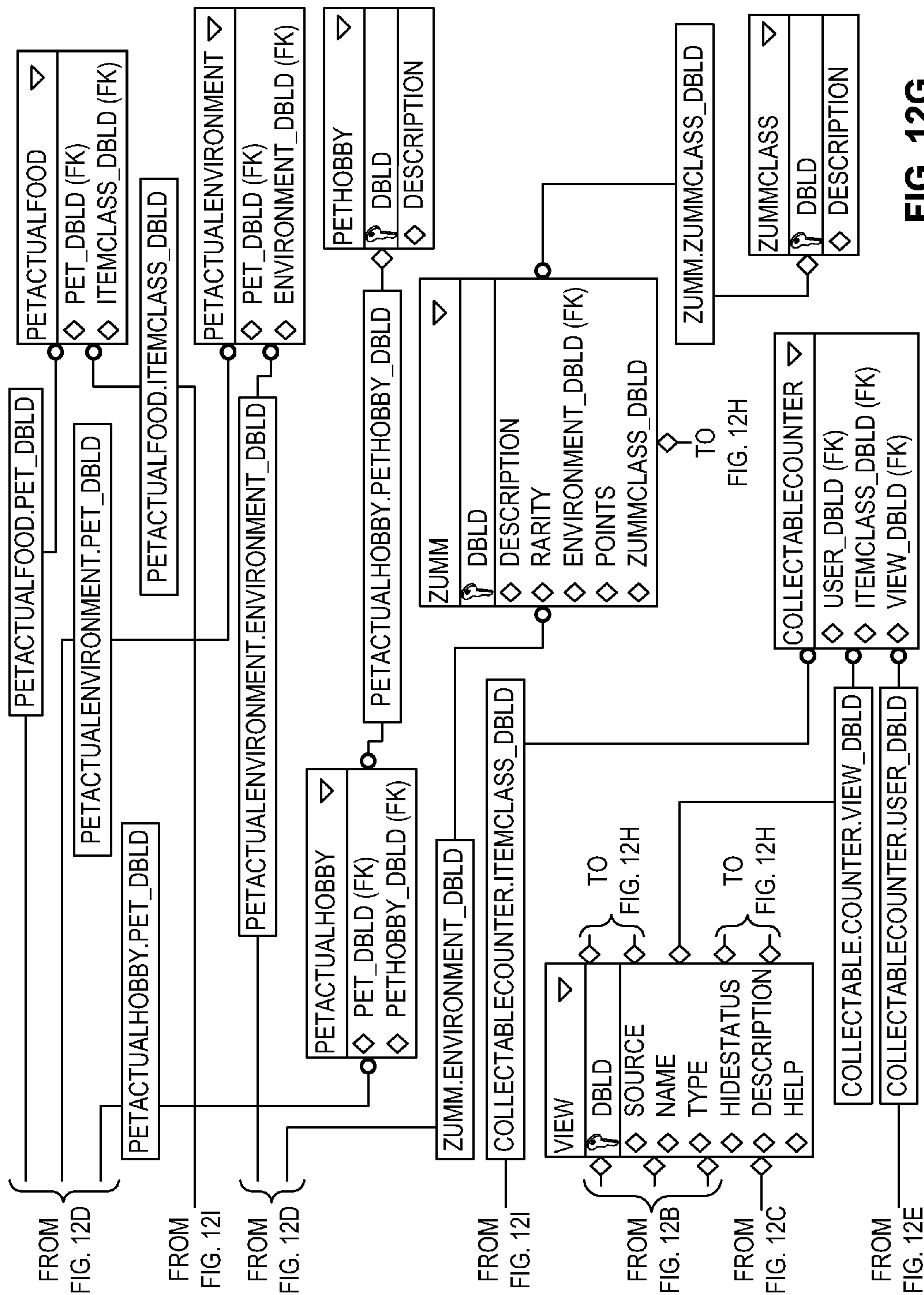


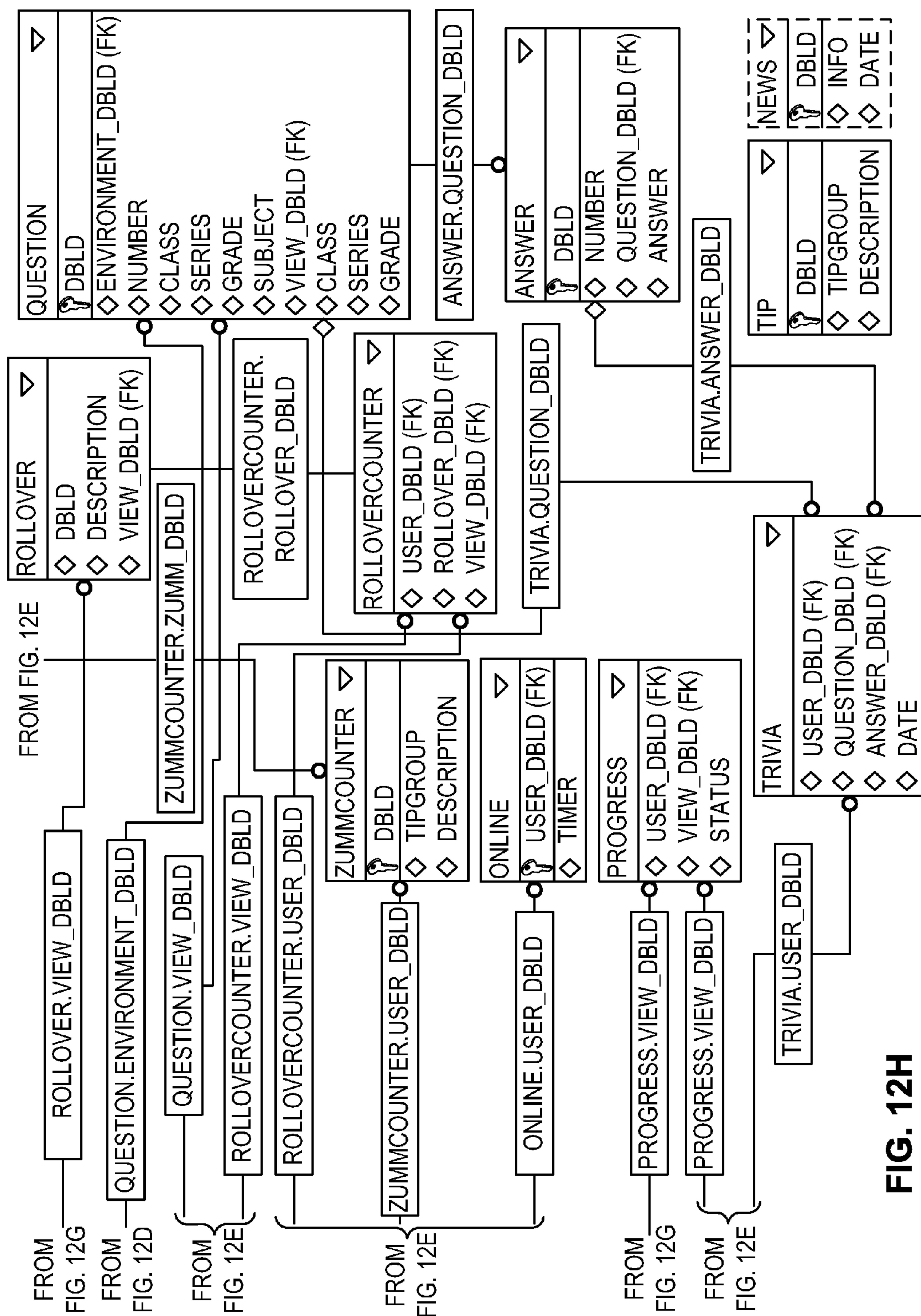
FIG. 12C











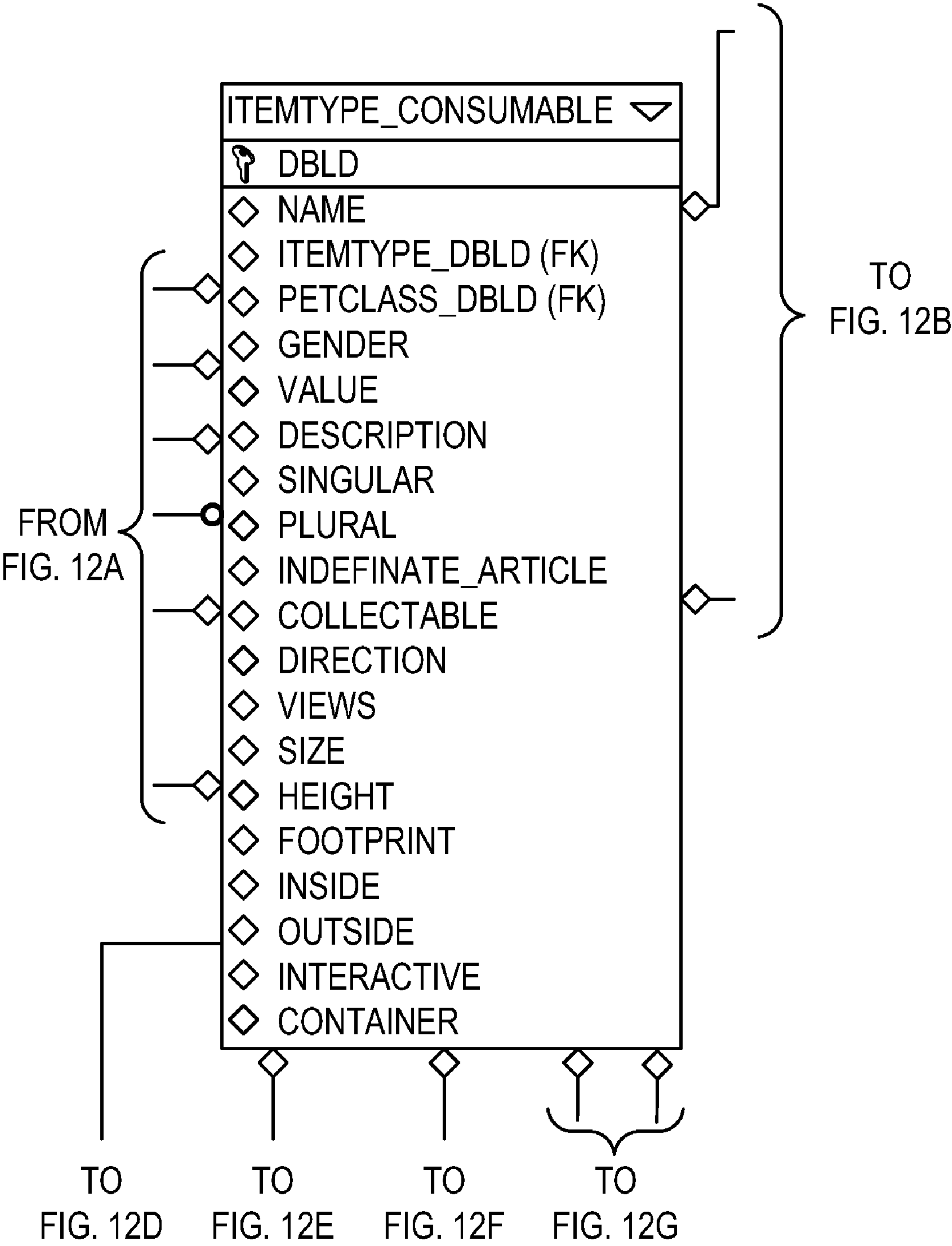


FIG. 12I

1

**SYSTEM AND METHOD FOR TOY
ADOPTION AND MARKETING****CROSS-REFERENCES TO RELATED
APPLICATIONS**

This is a continuation of application Ser. No. 11/027,271, filed on Dec. 30, 2004, which claims the benefit of provisional applications Ser. Nos. 60/533,591 and 60/533,634, both filed on Dec. 31, 2003, incorporated herein by reference in their entirety.

**REFERENCE TO COMPUTER PROGRAM
LISTING**

A Computer Program Listing Appendix filed on CD ROM in co-pending application Ser. No. 11/027,880, filed on Dec. 30, 2004 is incorporated by reference in its entirety.

FIELD OF THE INVENTION

This application relates generally to a system and method for toy adoption and marketing.

More specifically, this application relates to an Entertainment System including a website, in combination with a commercially purchased toy, wherein the system allows a toy user to register the toy online using a registration code, allowing the user access to various activities and scenarios in a "virtual world" including a virtual representation of the toy, via a computer connected to the Internet.

BACKGROUND OF THE INVENTION

Typically, a consumer purchases a toy (e.g., a stuffed plush animal or other creature, etc.) as a gift for a child, for example, and that child then uses the toy for imaginative activities. However, the toy manufacturer relationship with the toy does not typically continue until the next toy is purchased.

This lack of continuity represents a lost opportunity to take advantage of the fact that the child or other toy owner likely wants to create a whole imaginative world for the toy for play purposes.

A means of creating a such an imaginative world using modern computer tools, such as a personal computer connected to the internet, wherein the toy can be utilized in a computer generated "virtual world" for various games and activities, given a name and a history, and taken care of, would allow the owner a more varied and interactive means of playing with the toy.

Further, such a virtual world could be used to maintain the relationship between the toy owner and the toy manufacturer (or, alternatively a retailer or service provider), allowing new toys, accessories, and services of the manufacturer, retailer, or other provider to be offered to the toy owner, thereby increasing the potential market for the manufacturer and increasing the usage of the toy by the user. Such a virtual world could also provide many educational and gaming scenarios that would engage a child or adult with many hours of play.

Furthermore, such a virtual world could increase the attachment that the toy owner feels for the toy, and thus increase the likelihood that additional toy or accessory purchases would occur, and also increasing the satisfaction the owner feels with the toy, thus extending the relationship between the toy manufacture and the toy owner.

Finally, by engaging the toy owner in the virtual world, advertising and other marketing advantages would likely occur because of the additional satisfaction that the toy would

2

provide, hence leading to potential word-of-mouth and other means of marketing the toy and the website.

Accordingly, a system for creating such a virtual world to take advantage of such marketing potential might provide some or all of the listed benefits.

SUMMARY OF THE INVENTION

Provided is a method for providing a virtual world presentation to a user for entertainment. The method comprises the steps of: storing data relating to a plurality of registration codes, each of the registration codes corresponding to one of a plurality of toys; serving content, via a communication network, to a user computer; receiving one of the registration codes transmitted from the user computer via one or both of the communication network and an additional communication network; verifying the one of the registration codes against the data relating to the plurality of registration codes; registering a toy corresponding to the one of the registration codes after the verifying; and providing virtual world data for including in the content.

The virtual world data of the above method is for use by the user computer to present a virtual world to the user, and the virtual world includes a virtual toy representing the toy.

Also provided is a method for providing a virtual world presentation to a user of a toy for entertainment, comprising the steps of: a user obtaining the toy including a corresponding registration code; serving content, via a communication network, to a user computer; receiving one or both of data and commands from the user computer; verifying the toy to determining a validity of the toy; registering the toy for allowing the user to access a restricted portion of an Entertainment System; and the system providing virtual world data for including in the content.

The virtual world data of the above method is for use by the user computer to present a virtual world to the user, and the virtual world includes a virtual toy representing the toy, and further the virtual world provides a plurality of activities for the user to participate in via interactions with the user computer.

Further provided is an entertainment system for providing a virtual world for entertainment of a user of a toy. The system comprises: a server subsystem for serving content, via a communication network, to a user computer, and for receiving one or both of data and commands from the user computer; a registration subsystem for verifying and then registering the toy, wherein the verifying includes determining a validity of the toy, and wherein the registering is for allowing the user to access a restricted portion of the Entertainment System; and a virtual world providing subsystem for providing virtual world data for including in the content.

The virtual world data of this system is for use by the user computer to present a virtual world to the user, and the virtual world includes a virtual toy representing the toy.

Also provided is an entertainment system for providing a virtual world for user entertainment, which comprises: a storage subsystem for storing data relating to a plurality of registration codes, each of the registration codes corresponding to one of a plurality of toys; a server subsystem for serving content, via a communication network, to a user computer, and for receiving one of the registration codes transmitted from the user computer via one or both of the communication network and an additional communication network; a registration subsystem for verifying the one of the registration codes against the data relating to the plurality of registration codes, and subsequently registering the toy in the system after

the verifying; and a virtual world providing subsystem for providing virtual world data for including in the content.

The virtual world data of the above system is for use by the user computer to present a virtual world to the user, and the virtual world includes a virtual toy representing the toy.

Further provided is a toy for utilizing an entertainment system, such as the ones listed above, for providing a virtual world for entertainment of a user of the toy. The toy comprises a toy body and a registration code, and the entertainment system uses the registration code to register and verify the toy. The entertainment system presents a virtual world to the user via a user computer connected to a communication network, and the virtual world includes a virtual toy representing the toy.

Further provided is an Entertainment System as described above, including one or more of the following activities for a user:

- providing a virtual medical checkup for the virtual toy;
- playing a game;
- virtually purchasing virtual furnishings for a virtual room in the virtual world using virtual cash;
- virtually furnishing the virtual room in the virtual world;
- virtually purchasing virtual food for the virtual toy using the virtual cash;
- virtually feeding the virtual toy;
- playing with the virtual toy;
- playing with the virtual toy along with an additional virtual toy representing an additional toy registered by an additional user via interactions by the additional user with an additional user computer;
- virtually adding an additional virtual room in the virtual world; and
- chatting with the additional user using the user computer and the additional user computer.

Still further provided is a computer readable medium for storing computer readable program code for performing the method disclosed herein by utilizing a computer system, as also disclosed herein.

BRIEF DESCRIPTION OF THE DRAWINGS

FIG. 1 shows a schematic block diagram of a current embodiment of the system and its interactions with some external entities;

FIGS. 1A, 1B and 1C show additional implementation details about the embodiment of 1A;

FIG. 2 shows a schematic diagram of a possible hardware implementation of an embodiment of the invention;

FIG. 3 shows a schematic diagram of a more complex hardware implementation of another embodiment of the invention;

FIG. 4 shows a block diagram of another embodiment of the system and its interactions with some external entities;

FIG. 5 shows a diagrammatic representation of some features of a virtual world according to the current embodiment;

FIG. 6 shows a manner of a user registering with the System of the current embodiment for utilizing the System features;

FIG. 7 shows an example of how a user might utilize the System of the current embodiment;

FIG. 8 shows a high-level map of the major features of the current embodiment;

FIG. 8A-8G show the features of FIG. 8 in more detail;

FIG. 9 shows a sketch of an example toy according to the current embodiment;

FIGS. 10A and 10B show the front and back of a tag listing the System website address and a registration code according to the current embodiment;

FIGS. 11A-11J show example screen shots of the website as possibly seen by a user of the system of the current embodiment; and

FIG. 12A-12I are a structure diagram of the program code of the current embodiment.

DETAILED DESCRIPTION OF THE PREFERRED EMBODIMENTS

Provided is an Entertainment System including an online “virtual world” where the user of a toy can register the toy using a unique registration number provided with the toy at purchase, adopt the toy online, and play with a virtual representation of the toy (the “virtual toy”) in the virtual world. In a current embodiment, mostly as implemented by the software of the Computer Program Listing Appendix, incorporated by reference, the “virtual world” is implemented using an interactive website via a user computer connected to the Internet. In this manner, a user can play with the virtual toy in a computer generated fantasy world (i.e., the virtual world).

Graphics, animation, sound, and even recorded images might be utilized to generate this virtual world. Even live images might be utilized, if desired. In addition, other sources of material can also be utilized. In essence, the virtual world creates an interactive playland for the toy owner to encourage imagination using the toy, and at the same time, provide an incentive to purchase additional toys or encourage additional individuals to also purchase toys in order to participate in the Entertainment System.

Throughout this disclosure, the term “virtual” is used, for example, to describe the user viewable/hearable material presented to the user on the user computer from data and/or computer programs and commands generated and/or provided by the Entertainment System, to the user computer running one or more computer applications (e.g., a web browser with the appropriate plug-ins, applets, and/or other support programs, etc.). The System provides the data and/or programs, via a communication network connected to the System and the user computer (e.g., the Internet).

The term “virtual” does not necessarily mean that the displayed item is not “real”, because the displayed item could, for example, be a video or picture of a real item, for example. Furthermore, the “virtual world” is presented using “real” physical phenomena (e.g., light and sound), and is impacted by “real” user interactions (e.g., mouse and keyboard manipulations). Rather, the term “virtual” is used to describe the computer generated and/or provided presentation to the user, including both visual and audible effects, via the user computer. It is a “virtual world” in the sense that it is primarily a computer presented fantasy world with which the user can interact via manipulations of the user computer. In this manner, the “virtual” items of the virtual world can be presented as interacting with each other and with the user. Furthermore, the user is provided access to games and trivia as well.

In the current embodiment, the virtual world provides a biography of the toy, a virtual representation of the toy (the virtual toy) using graphics and/or sound (such as an animated image, for example) to participate in games and activities. The system also provides a virtual means for maintaining the “health and well-being” of the character through various maintenance activities, such as virtual feeding and playing, virtual shopping, and virtual medical checkups, for example.

Furthermore, in the current embodiment, the Entertainment System can be utilized for marketing additional toys

5

and/or accessories and/or services related to the toy to allow restricted access to additional online activities and features to those who purchase the toys.

The Entertainment System of the current embodiment may provide some general services and features open to the public, such as information about the toys and where to purchase them, a description of the features of the website, and other similar information. However, the primary purpose of the System in the current embodiment is to encourage the public to purchase a toy to obtain a registration code for access to the primary features and services. Accordingly, the primary features of the System are restricted to registered users. The existence of the System may encourage initial sales of the toy by new users (such as via word-of-mouth from current users), and the System will also encourage the purchase of additional toys by current users.

Online sales may be supported and encouraged in an alternate embodiment, but in the current embodiment the invention is intended to be utilized to sell toys in retail establishments. Thus, the invention becomes a marketing tool, utilizing word-of-mouth and the desire to increase participation in the virtual world, and thusly makes the toys more attractive to retail merchants and increases their sales.

In essence, the present invention in its current embodiment provides an Entertainment System including an online virtual world with a virtual toy representing a toy purchased at a retail store. The toys might be plush toy animals, for example. However, there is no limit to the type of toy that the system could support, as long as the toy can be represented by a virtual replica.

The current system functions basically as follows: A consumer purchases a toy (such as the plush toy animal representing a particular animal, for example, or some other toy). The toy includes a tag attached to the toy body or the toy packaging (or alternatively, another indicator and/or a storage device) indicating a web site address and a registration code. The user can load the System web site using the web address in a browser application running on the user's computer, and then enter the registration code to register the toy, thereby obtaining access to restricted portions of the System website.

In an alternative embodiment, the code can be automatically entered via the storage device, for example, for automatically loading, and/or downloading, and/or registering the user with the System.

Registration allows the user to participate in a virtual adoption process utilizing a virtual online replica of the toy (the "virtual toy") to provide an analogous online representation of the toy. The virtual toy should look somewhat like the real toy (e.g., same type of toy, similar shapes, color patterns, etc.), but could be more "cartoonized", for example, and can be animated, which may or may not be the case for the real toy.

The registered user can then participate in various activities both for enjoyment, and to virtually "maintain" the virtual toy in a happy, healthy, contented state.

The System of the current embodiment utilizes a server subsystem including a web server subsystem for generating both dynamic and static web pages as is known in the art, and for receiving data and/or commands from the user computer. One or more databases support the functioning of this server subsystem. The web server utilizes various scripting or other executable programs for providing dynamic content to the user's computer, which is attached to the web server via some computer network, such as the Internet, for example. The web server can also utilize various animated motion programs, such as a Flash program, java scripts, etc., to provide dynamic content to the user.

6

FIG. 1 shows a top-level block diagram of the Entertainment System 1, interacting with various users 10. The users 10 should have previously purchased and registered one or more toys from a Retail Merchant 9, who obtained the toys from a manufacturer 8, or via a distributor.

If the user has not yet purchased a toy, he can still access the System 10 to obtain information about the System and/or the toys, but will not, in the current embodiment, have access to much of the site until a toy is purchased and registered.

The Entertainment System 1 is comprised of a server subsystem 2 for interacting with the users 10 via a user computer being operated by the user. The server subsystem can utilize a server 3, for serving content, including web pages, data, commands, and/or programs, for example, to the user computer. In addition, the server subsystem can include a reception subsystem 4, for receiving information and commands from the users 10. Alternatively, the server 3 and reception subsystem 4 might be combined into a single computer application, such as a commercially available web server, for example, running on one or more computers. The current system will utilize commercially available applications to implement much of the server subsystem.

The Entertainment System 1 also comprises a Storage Subsystem 5, for storing system data, user IDs and passwords, toy registration codes, personalized user information, etc. utilized by the various subsystems. The Storage Subsystem 5 of the current system will utilize a commercially available database application running on commercially available hardware, for example.

A Registration Subsystem 6 is used for registering the user and the user's toy into the system, so that the user has access to restricted portions of the system. The Registration Subsystem 6 may utilize its own dedicated application and hardware, or could be combined with or share the Server Subsystem 2 applications and/or hardware. The registration subsystem examines the registration code against stored data relating to a plurality of registration codes each representing a toy for sale.

A Virtual World Providing Subsystem 7 generates and/or provides the virtual world data to be served by the server 3 to the users 10 for use in displaying a virtual world on the users computers. Portions of this data may be generated on the fly in response to user interactions, and portions are likely to be obtained and/or derived from data stored in the Storage Subsystem 5. (For example, in the current embodiment, items owned by the user (the items in the dock for example), the virtual room state [virtual furniture in the room for example], virtual cash, health, happiness, hunger parameters are all examples of "stored data", whereas data generated on the fly include position in the room [which also gets stored], and Arcade Game scores, all of which are described in more detail below).

Again, the Subsystem 7 may utilize unique applications and/or hardware, or may be combined with one or more of the Registration Subsystem 6 and/or the Server Subsystem 2 applications and hardware.

FIG. 2 shows an example implementation 1A of the Evaluation System 1, in one of its simplest forms. The system 1A comprises a server 12, a database 14, and a router/modem 16 to connect to a public communications network 20. A user 10A, utilizing a workstation 18, is also connected to the communications network via a router and/or modem 19, for example. In this implementation, the server 12, along with the database 14 and router/modem 16 and the appropriate software, implement all of the subsystem functions of the System 1 shown in FIG. 1 by executing various application programs on the server 12 hardware, for example. Of course, the system

1A may also support many additional users in a manner similar to that shown for user 10A, for example.

The current embodiment can utilize the Internet as the public communications network. However, other communications networks could be utilized, such as telephone networks, cellular networks, dedicated networks, cable TV networks, power lines, etc. Furthermore, combinations of these networks can be used for various functions. However, because of the ubiquitous nature of the Internet, a solution utilizing that diverse network (which can utilize many individual communications networks) is utilized in the current embodiment.

Furthermore, the System 1 might also utilize a private communication network for at least part of the system. For example, the Registration Subsystem 6 of FIG. 1 might be connected to a private computer network located at the retail store 8, where the user might register the toy, for example, as discussed in more detail below. Alternatively, the toy might automatically be registered at the time of purchase (e.g., by scanning a code at the register, for example), and thus not require any user interaction at all beyond purchasing the toy. Or the user might send in a registration card to implement registration, as another example.

FIG. 3 shows a more complex implementation 1B of the System 1. In this example system 1B, a plurality of servers 21A-21n can be utilized to implement the server subsystem 2 functions of FIG. 1. Furthermore, a plurality of CPUs 23A-23n can be utilized to implement the Virtual World Providing Subsystem 7 functions of FIG. 1. A plurality of database storage devices 25A-25n may be used to implement the Storage Subsystem 5 functions of FIG. 1. And a CPU 30 can be used to implement the Registration Subsystem 6 functions of FIG. 1, for example. Finally, a router 29 can be used to connect to the Public Communications Network 20

Note that, although FIG. 3 shows multiple servers 21A-n, multiple CPUs 23A-n, and multiple databases 25A-n, any of these might be implemented on one or more shared computers in various configurations, executing one or more computer program applications, as desired. As the number of users supported by the system 1C grows, additional hardware can be added to increase the capacity of the system, as necessary, in a manner similar to that shown in the Figure.

Continuing with FIG. 3 showing the more complex implementation 1B, a plurality of users can be supported in various configurations. For example, a plurality of users 10B operating single workstations 18A-18n, individually connected to the public communications network 35, can be supported. Furthermore, complex user networks can also be supported. Retailers and or Toy Manufacturers might also have access to the system, as represented by the example shown in 8A, should an online-ordering system be implemented for selling toys. Of course, alternate implementations are also possible, depending on the types and number of users and/or retailers being supported, and also depending on the state-of-the-art computer technology.

In the current embodiment, the System uses an Apache web server running in a Linux environment. For webserver hardware, an Intel 2 Ghz+CPUs with 2 GB RAM running Gentoo linux with the appropriate extensions (e.g., mod_php4 and mod_perl) can be utilized. The server will serve flash content to a web browser running a web browser application using PHP, Perl, and actionscript, and flash plugins. A MySQL database application will also be utilized for the storage subsystem.

The client (user) side Flash application make the calls to a number of PHP files. These PHP files then "interface" with the MySQL database to obtain the necessary data. All are

served by the Apache web server, which can serve HTML, XML, along with the appropriate flash and other content. For multi-user environments (e.g., the multi user rooms discussed below) these are served by a socket server written in Perl.

This is effectively a 3 layer type of setup: Flash layer <--> PHP layer (this handles requests to the back end) <--> MySQL database, as shown in FIG. 1A. FIGS. 1B and 1C show the interaction between the client (user) and server subsystem data flows in more detail. A dedicated database server running MySQL on a dedicated computer running the Gentoo linux OS can be used in the current system.

A secure Apache SSL server can be utilized for the registration subsystem, likely sharing the computer with the other Apache server.

FIG. 1A shows an implementation of the current system utilizing an Apache Secure Web server 240 for serving files over secure connection (HTTPS, SSL mode), and an Apache Web server 250 for serving files over regular HTTP. A custom Socket Server 260, which is an XML socket server, written in PERL, is also utilized for providing independent environments for game sessions.

Items 242, 244, and 246 are parts of adoption center (discussed below), which is a flash application with PHP back-end. Item 242 provides for user registration, using a form-driven flash application which validates the registration code and creates a user account within the system. A pet creation application 244, is a form driven flash application designed for guiding the user through pet creation process, and validating the registration code.

Authentication/Login process 246 is a flash application validating user credentials on the server side and spawning an API core in case of validation. It also has module designed for password retrieval based on collected user information, and currently passes user data to a client side API, and may in the future pass user data and a generated encryption key for a current session to a client side API.

Items 252 & 254 are Different media (files) available on the server subsystem for user use. Item 254 represents Flash Movies and Games available for the user. Item 256 represents the server side API. Chat 262 and Multi-user games interactions API (MAPI) 264 are a part of Client side API and are used for setting up and maintaining connection to the socket server, authenticating the user, and work in a pass-through mode for multi-user games/environment to exchange messages.

FIGS. 1B and 1C show the API as a functional layer, serving end user applications (Flash games and such) with stored data (users statistics, virtual toys' properties, item parameters, etc.) retrieved from the database; it also is used to modify/enter certain data.

The scheme of the API is subdivided into Client part 280 (flash application) and Server part 270 (PHP script). Flash clip/movie Game 290 calls a function within the API client side [Core 283] passing a request to some arbitrary data. The Client side API [Generator 285] sends the request to [Parser 272] server side API. The Server side [Core 273] processes it and retrieves data from the database, wraps it in XML [Generator 274] and sends it back to the Client Side API [Parser 282], which calls specified a callback function within originator Flash clip/movie [Game 290] and passes received data to it.

To ensure users privacy, prevent cheating and preserve validity/authenticity of information, additional security layers can be designed which encrypts all data being passed back and forth in-between parts of the APIs (client/server).

The chosen Encryption technique of the current embodiment is a modification of TEA routines, using a Feistel cypher

with 128 bit key. Keys are generated at the login stage and securely passed to client side via HTTPS, after which the adoption centre spawns the client side API and passes the encryption data specific for the session. Additional measures which can be taken to prevent cheating and maintain data coherency include using different permutations of the original key for every data transmission.

The software of the Computer Program Listing Appendix supports the above described current configuration of the system.

FIG. 4 shows an alternate embodiment of the Entertainment System where the toys are sold to user via an online merchant. In this alternate embodiment, the Entertainment System 1B includes an online store 40 for a user 10 to purchase toys. The user 10 purchases the toys using the user computer 11, making an online payment using a credit card or online payment service, for example. A Warehouse or Retailer 42 then delivers the purchased toys, via a delivery service 44, for example, to the user 10. Registration of the toys could be automated, or as described above and below for a store-purchased toy.

FIG. 5 shows a diagrammatic representation of some features of the virtual world. An interesting feature of the current embodiment is maintaining the virtual well-being of the virtual toy. The well-being parameters 100 include Happiness 101, Hunger 102, and Health 103. In the current embodiment, numerical values for each of these parameters are tracked and displayed to the user, as described in more detail below.

Furthermore, each virtual toy can have a specific Temperament/Personality 104 which impacts how the Happiness 101, Hunger 102, and Health 103 parameters interact with each other, and with activities in the virtual world, and how quickly they change. For example, a virtual toy representing a toy sheep might be more easily be made happy, and have less of an appetite, than a virtual toy representing a toy lion, which may be more grumpy and have a greater appetite, for example. Thus, the virtual toy sheep may be easier to please and need less food than the virtual toy lion, for example. Alternative parameters could also be utilized. For example, a robot toy might have a "charge" or "energy" level, and an automobile might have a "fuel" parameter, rather than a hunger parameter, for example.

One of the features of the Entertainment System in the current embodiment is to provide online User Games and Activities 110, which can be used to win more virtual cash 111. Some of these Games/Activities 110 are described in more detail below.

The collection of virtual cash 111 is for use in making "virtual purchases" of various "virtual commodities", for example. In the current embodiment, each registration of additional new toys adds an increasing amount of virtual cash, which is monitored and tracked by the System, the balance of which is shown to the user when the user is participating in the virtual world. Virtual cash can be earned by playing games, successfully answering trivia questions, and via other means as well.

Furthermore, Virtual Cash 111 can be used to shop for virtual furnishings and accessories 114. These can be used to furnish one or more virtual rooms set up for the virtual toy. Furthermore, by furnishing the virtual room(s) and adding virtual accessories, the well-being parameters 100 of the virtual toy can be improved by the System, especially the happiness parameter 101 and the health parameter 103. Thus, a user can improve these parameters by using virtual cash to accessorize and outfit the various virtual rooms.

Furthermore, in the current embodiment, the user can purchase virtual Food and virtually feed the virtual toy 112, in

order to satisfy the virtual toy's hunger parameter 102. This will also improve the virtual toy's happiness 102 and health 103 parameters in a manner determined by the System (utilizing, for example, the temperament/personality 104 of the toy).

Finally, in the current embodiment, by playing 115 with the virtual toy, the virtual toy's happiness and health parameters are improved. Playing may, however, make the toy hungry, thus affecting the toy's hunger parameter 102. The virtual cash virtual cash may also be used to provide a virtual medical checkup for the virtual toy to improve the virtual toy's health parameter 103.

In this manner, the Entertainment System uses the well-being parameters and virtual cash to help balance a platform for providing fun and activities, with an incentive to purchase new additional toys, and to increase the user's attachment to the physical toy. The fun and enjoyment obtained through the use of the system provides free word-of-mouth advertising, which also helps sell additional physical toys. In this manner, the Entertainment System is a marketing tool that will increase the overall sales of the toys, and thus provide a benefit to retailers selling the toys.

FIG. 6 shows the preferred manner of a user registering with the System for utilizing the Entertainment System. The user typically makes his first purchase 120 from a retail store. However, in an alternate embodiment, online purchases might also be supported using an online store (as discussed above for FIG. 4), especially for subsequent purchases.

The toys might be, for example, plush toy animals, robots, action figures, figures based on cartoon characters, vehicles, aliens, inanimate objects, etc. FIG. 9 shows an example sketch of a plush toy horse that might be purchased at a retail store and used for the Entertainment System.

The toy will be paired with a hang tag or other device having the system website address and a registration code imprinted thereon or stored therein. For example, in the current embodiment, a simple paper or cardboard hang tag, as shown in FIGS. 10A (front) and 10B (back), has the website (FIG. 10A) and the registration code (FIG. 10B) imprinted on the tag.

Alternatively, an electronic storage device, such as a USB key, or wireless RF tag or Bluetooth device, could be embedded within or provided with the toy and/or its packaging at purchase. The electronic device would then have the registration code stored in the device using electronic memory (RAM, ROM, EEPROM, etc.), for example. As electronic storage devices become cheaper, using such a device for storing the registration code may become the preferred approach.

For the current embodiment, after the user takes the toy home, the user begins the registration process by visiting the Entertainment System website using the address on the tag and a user computer via an Internet connection to load the home page (see screen shot FIG. 11A) and logging on to the System website (see screen shot FIG. 11B) to load the adoption center 122. The System then displays an adoption center page (item 123 of FIG. 6), and example of which is shown in screen shot FIG. 11E.

In the current embodiment, the user then registers the toy, thus receiving access to the various online features of the invention, as discussed herein.

The registration process 124 of the current embodiment is performed by manually entering the registration code printed on the registration tag via the user computer connected to the Internet. The user also chooses a user ID and password. The

11

System can ensure that at least the combination of ID and password is unique, or might also insure that each user ID is unique as well.

Personal information might also be requested in order to recover user ID and password information. Such personal information might be a favorite color, user's birthdate, etc.

In an alternative embodiment using an electronic storage device with the registration code stored therein, the electronic device will communicate with the user computer via a corresponding device, and thus automatically or manually transfer the registration code to the user computer. For example, the System could request that the user plug in a USB key into the user computer at the appropriate time, or the user computer may wirelessly read an RF or Bluetooth device located in or on the toy.

In the current embodiment, after the user enters the registration code, and before or after the user enters the user ID and password, the System checks the registration code in any one of a number of ways. In essence, the system uses stored data relating to all of the registration codes associated with corresponding toys for sale.

The system might check the registration code against a list of valid registration codes stored in the system database, for example. In this case, the stored data are the actual registration codes themselves. If there is a match, the registration code has been validated, and the system then determines the type of toy that the user purchased based on information stored with the registration code in the database. For example, each code could be linked to information about the type of toy (e.g., a basset hound, a fish, a lion, a robot, a soldier, etc.), its coloration and appearance, its temperament, etc.

The System may display a user agreement at some point, providing the terms of usage and legal notices, for example. The System requires an affirmative response from the user in order to complete registration.

In such an embodiment discussed above, it would be beneficial to make each registration code unique and complicated, in order to make it difficult for an imposter or unauthorized user to make up a code or use a previously registered number to obtain unauthorized access or unauthorized additional virtual toys.

As an alternative, after being entered, the registration code is used in a mathematical algorithm to determine its authenticity, and such an algorithm might also be used to determine the type of toy being registered. For example, all lion plush toy registration codes might start with the letter "L", and might use a following number that can be factored into exactly 5 prime numbers, for example, or the number might fall into a particular range or format. Another example is the use of an algorithmic pass-code based on a central key value. In these examples, the stored data relating to the registration codes provides the proper information to perform the validation process (e.g., the proper letters, number ranges, acceptable factors, the central key, or the algorithm itself). Accordingly, by these methods, the actual registration numbers need not be stored, but could still be verified. Then, perhaps by storing the registered registration code, uniqueness could be guaranteed by never allowing that same code to be used again.

Of course, additional techniques can be used to determine a registration code authenticity as well, as long as the registration process ensures that it is likely the user has purchased a valid toy, and thus is an appropriate user of the system.

Referring again to FIG. 6, after validation and registration has occurred, and the user name and password accepted, the user is prompted to provide a name for the virtual toy 126 (or in an alternative embodiment, one is suggested by the site). The system can then display a biography of the virtual toy

12

127, and can also show the user what the appearance of the virtual toy will be. The biography may show such items as a virtual birth certificate, adoption certificate and/or information, likes and dislikes and favorite foods of the virtual toy, etc. The biography may be related to the personality/temperament of the virtual toy, the type of toy, etc. A virtual identity for the toy is thus created by the System, including the biographical information, the name provided by the user, etc.

The user might then be prompted to register any additional toys (128 & 130), if any. Finally, the System might provide the user with an initial virtual medical checkup 132 for the new virtual toy at a virtual clinic (see screen shot FIG. 11D for an example view of the clinic). The toy's wellness parameters can then be displayed to the user for the first time, and the registration process is thereby finished, and the user now has access to at least some of the restricted portions of the Entertainment System website.

Note that alternative means of registering the toy are also possible in alternative embodiments. For example, the user might phone in the registration code using a telephone, and be given a user ID and password, or choose one over the phone. Or the user may register the toy at the place of purchase using a dedicated or general purpose computer on a private network. Or, if the toy is purchased online, the registration might occur at the time of purchase, before the user has obtained the actual physical toy. Thus, different communication networks may be utilized for registration as are utilized for website access, for example.

The System website can present various interactive scenes into which the virtual toy is incorporated. In the current embodiment, the toy characters can be animals that reside in a virtual village, for example. New features can be opened based on the number of toy animals a user owns and registers. For example, there might be a special adventure that opens when the user purchases and registers his fifth toy, regardless of what those toys are.

In an alternative embodiment, the scenes might be customized based on the type of toy. For example, a basset hound plush animal could be shown in an urban landscape or setting. Likewise, a cow could be shown in the countryside, a monkey in the jungle, and a lobster under the sea, as additional examples.

Furthermore, in another embodiment, each type of toy might have different traits that can impact the way the toy reacts based on the type of toy. Thus, a toy lion might be a mean carnivore, while a toy monkey eats fruit and is playful, for example. Soldiers might be aggressive, while dancers are graceful, for example. Thus, any of the above concepts are not limited to animal toys, but could easily support other toys such as human dolls, robots, machines, soldiers, etc.

Having virtually adopted their toy by registering it with the System, the consumer can then participate in a variety of online games, some involving the virtual representation of the toy (i.e., the virtual toy). These games can include adventure games, trivia games, arcade-style games, and the like. Participants can collect "virtual cash", which is virtual money which can be spent to purchase virtual items for their toys, as discussed above and below. This virtual cash may or may not be useable at other sites, and may or may not represent legal tender.

Furthermore, a participant may purchase additional toys, register them, adopt them, and thus add them to their virtual world, creating additional virtual toys. These purchases are preferred to be actual toy purchases using legal tender where the user obtains a real toy. However, in an alternative embodi-

ment, “virtual toys” represented only online might also be utilized, whether purchased with legal tender or merely online “money”.

Each of the new toys is, after registration, represented as a virtual toy which can interact with other virtual toys (including those created to represent other actual toys), including team game play, for example. Participants can also chat with other registered users using online chatting or posting features. The current embodiment utilizes a symbol chat with preset icons, rather than general text chat, to protect children from inappropriate language. However, generalized chatting features could also be added, such as provided by a commercially available chat program, for example.

FIG. 7 shows an example of how a user might utilize the Entertainment System for a session or two. First, the user purchases one or more toys **200**. Then, the user registers one of the toys **202**, as described above. The user then purchases virtual furnishings and virtual accessories **204** for the virtual toy, and uses the purchased items to furnish the toy’s virtual rooms **206**. The user can virtually move the furnishings around the room by “point, click, & drag” operations, for example, thus testing various types of decorating schemes. The user can also paint/wallpaper the room, provide flooring, etc. all of which were purchased **204**.

The user might then play with the virtual toy **208** for a while, increasing the toy’s health and happiness parameters. The user might then add a friend to the site, and interactively play **212** with the friend, who can be online using his own computer. The friend will have virtual toy’s that can be seen and interacted with, even though the friend may be remotely located, and thus not seen by the user. The user and his friend may chat with each other using the chat icons, for example.

The user might want to perform a checkup **214** of his virtual toy, if the toy displays some low health parameters. The user might then play various online games **216**, including online arcades and trivia, in order to generate more virtual cash **218**. The user might then use the new virtual cash to purchase virtual food, and then virtually feed **222** the virtual toy.

If the user bought additional toys, he can register the additional toys **224**, which will also generate additional virtual cash **218**. The user can then use both the original virtual toy and the additional virtual toy to play together, increasing the happiness parameter of both virtual toys, and perhaps making the toys hungry. The user then might end his online activities, or continue with additional online activities in a similar manner.

Of course, actual user sessions can involve an infinite combination of the various features of the invention, and the process of FIG. 7 is merely an example. FIG. 8 shows a site mapping of the various features that are available in almost any order the user should desire. FIGS. 8A-8H show these features in more detail.

In the current embodiment, the virtual items in the virtual world can be made to interact with each other. For example, the virtual toy might sit in virtual chair, or climb on top of a virtual table. The virtual toy might walk around the virtual world, and play with its own virtual toys. Virtual toys may play and interact with each other. Virtual accessories might be placed on a table, and virtual pictures “hanged” on a virtual wall. Virtual chairs might be moved around, and slid up to a virtual table. The virtual toy might sit in a chair. Virtual food might be placed on a virtual plate, for example, and the virtual toy may simulate eating the virtual food. Thus the user is provided with an animated display of these interactions, including both video and/or audio components. In this manner, the virtual world simulates activity in the real world.

The user can also zoom in and out of various views, virtually move from room to room (i.e., display different rooms), etc. all by manipulating the mouse and keyboard of the user computer.

The virtual world and the games represented on the Entertainment System website may be changed and updated on a regular basis to maintain the interest of the user participants. For example, trivia game questions may be updated, and new games periodically added.

Further, new types of plush toy animals can be periodically introduced to encourage consumers to make additional purchases. Special or limited addition toys could be introduced, for example, on holidays. For example, an American bald eagle might be introduced to commemorate Independence Day, and a Santa Claus for Christmas. These new toys can be introduced to the user in a virtual manner, and the user encouraged to purchase the actual toy. Bonuses of virtual cash, or special activities might be provided to those who do purchase special toys.

Subsequent purchases of toys, when registered, may lead to increasingly greater deposits of virtual cash as a reward. For example, the first toy registration may lead to \$1500 in virtual cash, a second purchase and registration may add \$2000, and a third add \$2500, for example. Furthermore, purchasing and registering a certain number of toys could lead to bonuses, such as additional virtual rooms, and/or access to additional games (e.g., an outdoor tennis court with game). These bonuses encourage subsequent purchases, and keep the user interested in both the System and the toys.

Additional features that can be included in additional embodiments, as discussed above, are incorporating a storage medium into the plush toy animal instead of, or as a complement to, the registration tags, for example. This might allow the online profile of the toy, including everything the toy has “learned”, to be stored in the device with the toy. The toy could then be connected to another computer at another location, for example at a friend’s house, in order to participate in online activities, as long as that computer is connected to the Internet, for example. Furthermore, the storage medium could be used to store other information for its owner, such as homework assignments, photographs, music or shortcuts to favorite online websites.

The Entertainment System website for providing this virtual world is a site where children and other toy owners that own an appropriate toy can adopt and care for their virtual toy (e.g., “virtual pets”), play games, and go on adventures, as discussed above. After registration, the user can begin to enjoy the complete ‘game’ in the virtual world, which is a combination of caring for the toy, going on fun adventures, being surprised by rollovers and trivia, and generally having interesting and entertaining experiences. It is a multi-faceted world, rich in amusement and learning opportunities, including both audio and video (graphics, animation, photos, etc.) representations.

In the current embodiment, there are about 7 or more main sections to explore in this virtual world. FIG. 8 provides a top-level view of the various features, with more detail shown in FIGS. 8A-8H. FIG. 8A provides a mapping of the home page, public pages, adoption center, and registration functions **302**. FIG. 8B provides a mapping of the pet virtual room, status, dock, and biography functions **308**. FIG. 8C provides a mapping of the Trivia/Question Corner functions **304**. FIG. 8D provides a mapping of the shopping functions **312**. FIG. 8E provides a mapping of the newspaper functions **314**. FIG. 8F provides a mapping of the Arcade functions **306**, and FIG. 8G provides a mapping of the multi-user functions **310**.

15

Some of these functions and features of the current embodiment, all of which utilize parts of the software of the Computer Program Listing Appendix, and are described in more detail, below:

Home Page

This section is preferably open to the public, whether an animal has been purchased or not, and features one or more Splash movies, for example. The options presented on the home page include: a Site Tour, Collection(s) portraits—plush and virtual—of each toy animal in the collection(s), access to the Free Arcade, as well as User Log On, and Entrance to User Registration. This section can encourage a person to purchase a toy if he has not yet done so for access to other site locations. See FIG. 11A for the screen shot of the example Home Page, and FIG. 11B for the example logon page.

Adoption Center (AC)

In the AC, the user is guided through the registration process, with the help of the host, Miss Birdie, for example. A User Agreement is presented here. Each user fills in “adoption” forms here, including choosing his or her user name (or “special name”) and password (“secret word”). The user enters the multi- (e.g., nine) digit alphanumeric code found on the hang tag of the toy that will authenticate his or her toy, and provide them access to the final steps of registration/adoption. See FIG. 11E for the example adoption center page.

In the current embodiment, the user is given an initial amount of “virtual cash” in order to begin “virtual furnishing” the room, purchasing “virtual food” for the toy, etc., as described in more detail above and below.

In an alternative embodiment, the user chooses the color of the toy’s room, and also might choose a number (e.g., five) of free items for the toy’s room. Finally, the adoption is completed with the presentation of a unique biography for the toy, randomly generated using many variables. Users have the option of changing the name of the toy, and perhaps generating a new biography.

Clinic

After the successful registration of the toy, the user is brought to the clinic for a check-up/familiarization. The host for this page is a virtual doctor (e.g., Dr. Quack), who gives the virtual toy a quick check-up and gives it a clean bill of health. A user may return to the clinic at any time, for another check-up or when virtual toy’s health parameter is low. If the toy requires medical attention, the user chooses and purchases medicine, for example. Other treatments may also be provided. See FIG. 11D for the Example clinic page screen shot.

Toy’s Room

The virtual toy’s room is made up of a series of animated (e.g., Flash based) screens that depict the virtual room or rooms where the toy “lives”, “eats” and “plays”. In the current embodiment, a single isometric view of the room is provided. The virtual room can, in time, be converted into a large virtual house or even multiple virtual houses, through the use of room expansions via spending the virtual cash, for example. In the current embodiment, the user can purchase virtual flooring and virtual wallpaper or paint, and virtual furnishings, to prepare the virtual room for the virtual toy. See FIG. 11C for the screen shot of an example virtual pet room already furnished, showing an animated pig as the virtual pet.

Virtual outdoor yards, that have their own virtual furniture and exclusive virtual objects (i.e. trees) that cannot be placed inside the house, for example, can also be provided for “purchase” using virtual cash.

16

In the current embodiment, a user interface section located at the bottom of the window known as the “dock”, or “Control Panel” is provided, as shown in the example virtual room screen shot of FIG. 11C, showing the dock at the bottom of the screen shot. The user may virtually store many or all virtual purchases, collectibles, and adventure objects in the dock, (some of which are functional, such as a virtual calculator for example) or place them throughout the room by dragging them from the dock. The dock displays a visual description of the virtual toy’s well-being parameters (e.g., a numerical index), as the toys need food and attention to remain healthy and happy. Also in the dock are the user’s points level, and available “virtual cash” earned in virtual games and adventures that can be used throughout the site.

In an alternative embodiment, there might be a number (e.g. 3) of views of the room, and each scene might be accompanied by the dock.

If the user has multiple registered virtual toys, the dock interface will allow the user to switch between toys and view them when not in use. Furthermore, a plurality of virtual toys might be moved into a room for interactive play, for example.

Further, the user can add friends to a friends list, and then the friends can virtually visit each other’s rooms, each seeing the same room and playing with their virtual toys, both interacting with the room objects, and chatting using a chatting tool, for example. In the current embodiment, the chatting tool can use “chat symbols”, for example, rather than using typed words, so that pre-defined phrases can be chosen and transmitted to the other participant.

In an alternative embodiment, users would be encouraged to revisit by receiving daily rewards, such as an ‘allowance’ or pieces of a puzzle that can be put together, or one piece will be put in the puzzle box every day, thus encouraging users to revisit.

In the current embodiment, a user can go virtually “shopping” using the computer in a dedicated shopping location/room (e.g., at the “WShop”). This simulated virtual shopping experience allows the user to simulate the purchase of virtual online goods for their virtual toy(s). An example screen shot of the W shop is shown in FIG. 11F.

Furthermore, real-life shopping for additional physical toys and/or their accessories, such as via mail-order, might also be supported.

A Family Album, which may be available from the dock, for example, can be used to contain all the important documents including one or more of:

- a•Birth Certificate
- an•Adoption Record
- a•Biography

If the user has multiple toys, all records can appear in the album.

Arcade

The arcade is a collection of online games for the user to play via the user computer. The user can “take” his or her toy to play some of the games, which in turn provides them with happiness points for their happiness parameter, and allows the user to earn online virtual cash. In the current embodiment, registered users may have full access to all games, with full access requiring the purchase of a toy with the accompanying registration code and registration, although in an alternate embodiment, the arcade may be made open to the general public with limited access to some limited number of the games. FIG. 11G shows an example screen shot from the Arcade.

Examples of Arcade games in the current embodiment are: Bananza; Color Storm; Dashing Dolphin; Driving School;

Tulip Trouble; Jazz Monsters; Leaf Leaf; Lily Padz; Icecap Adventure; Picnic; Hungry Hog; Pumpkin Patch Protector; Webkinz Wishing Well; and Wacky Zingoz, for example.

Clubhouse

In an alternative embodiment, a virtual clubhouse is provided which is a virtual location which houses important community information. The blackboard displays statistics, such as high scores ranking for games. The usernames, or a subset of the user names (such as the first three letters, for example), of the high scores can be listed. The System website may provide users with the opportunity to provide feedback through a suggestion card interface at the Clubhouse, for example. There may also be an online survey, or Poll, area that allows administrators to poll the community's members on various topics.

Webkinz Gazette

In the current embodiment, most of the features of the above Clubhouse are provided in a virtual Newspaper (e.g., Webkinz Gazette) providing news and information, including a "What's New" section that informs users of the latest additions to the site. The virtual paper might also list the usernames (or the subset of the usernames) of the users with the high scores in various arcade games and/or trivia, for example. FIG. 11I shows an example screen shot of a page of the Gazette, and FIG. 11J shows a summary of the virtual pet biography and well-being parameters displayed by a user selecting a call-up.

Adventures

In an alternate embodiment, each virtual toy belongs to one of a number of areas (e.g., Urban, Country, Undersea, Jungle), with a corresponding Adventure. Each adventure area can consist of a large isometric map in four quadrants, and detailed scenes for playing games. The map is constructed in a maze-like fashion that allows the user to explore the different areas of the environment. The map is embedded with rollovers, pop-ups, trivia questions, and various virtual collectible objects that the virtual toy can pick up along the way. Within the map, there may be five or more extended play areas (the "scenes") that allow the user to play games that provide virtual prizes and clues to aid them in completing the adventure. Upon completion of the initial adventure, the user acquires a special virtual key. There are a number of virtual keys (e.g. four keys) in total, one from each adventure area in the series. As a bonus for recovering all of the keys, the user is granted access to a "Wonder World", or "WW". (See below.)

Adventures can be an important part of play at the website. The game could involve a number of separate environments (e.g. four). Initially, each adventure takes place only in the designated environment (e.g., Jungle, Undersea, Urban and Country). Every adventure involves points and/or virtual cash. The virtual cash is useful in the virtual World as the users can make virtual purchases for their toys. In an alternative embodiment, after the user buys a number of toys (one from each environment, for example) and registers them and successfully completes the adventures, he or she can go to another (e.g. fifth) environment called the Wonder World (WW).

Each additional registered toy can add new sections to the adventure areas of the virtual website for the individual user. The only way a user can experience these additions is to buy a new toy, an accessory, or perhaps a service (whether virtual or actual—both can be supported). This will give the toy owner added value and entertainment. If the user has more than one toy from the same environment, they will have the option to go on an "extreme adventure" that combines the use of all owned and registered toys.

Multi-User

Multiple product purchases will be encouraged through access to new features being opened to use once the purchaser has entered multiple registration codes into the system. For example, while the first pet code opens access for the basic features of the site, the third pet code entered on the same account may open access to a virtual pet adventure, and the fifth pet code entered may add a special room to the virtual toy's house, such as a home theatre or tennis court.

In an alternate embodiment, core functionality could also require multiple product purchases, such as multi-use play being only accessible from the magical land of a Wonderworld (WW) that is accessed through the purchase of a set of toys. One of the things the user could get in WW is access to the "Magic W", represented by a giant statue of a 'W' in the middle of WW. When the user gets to the Magic W, they get a virtual ring version of the magic W in his or her dock. This will enable the user to initiate some multi-use activities on the website, among other things.

In WW, there may be a midway full of virtual games, a vast magical virtual land, a virtual puzzle center, and a virtual vector world. This world can be made growing all the time and thus be full of excitement. In the center of it all, is the magic "W". Here, the user can play in a new world that allows them to participate in multi-user games, multi-user adventures, and a user chat interface developed to utilize pre-scripted phrases and symbols, for the safety of the users.

Quizzzy's Question Corner

This is an area for users to answer trivia questions and age-appropriate educational questions based on U.S. and Canadian educational standards. In the current embodiment, the questions can be sorted by age in a "Learn and Play" section and there is a daily Trivia question that is tracked so that a user at anytime can answer the historical daily trivia question. Both sections reward the user with virtual cash and virtual stickers that are stored and viewable in a virtual sticker album. The user can earn virtual cash by correctly answering the questions. FIG. 11H shows an example screen shot from the Question Corner.

The multi-use capabilities of the site are used in the current embodiment to increase user satisfaction. Users can "invite" their friends (other users) over to their room and interact with the room objects together, including playing games. This can occur even though the users may be remotely located from one-another using different user computers. These multi-player concepts might be brought into the Question Corner and Arcade allowing for competitive play between multiple users.

Some of the features of the current embodiment include the option to offer various additional toys, accessories, and/or services to the user, whether real or virtual, and perhaps entwined with the activities being participated in the virtual world (such as via a game, for example, or a health checkup, etc.). Some of the characters found in the current embodiment are Ms Birdie—The adoption centre penguin; Dr. Quack—The clinic duck; and Quizzzy—The Quizzzy's Question Corner bear.

The site web pages should be quick to load so as to make it useful and fun. Finally, additional enhancements can be provided for additional benefits. For example, some information on the toy might be stored locally, such as on a USB key, which can be carried by the user and used to access the site from various locations.

The Computer Program Listing on CD ROM made a part of this application provides the preferred code at the time of its generation for implementing the above system on a web server as is known in the art. The features and functionality of this code are incorporated herein by reference.

19

The invention has been described hereinabove using specific examples; however, it will be understood by those skilled in the art that various alternatives may be used and equivalents may be substituted for elements or steps described herein, without deviating from the scope of the invention. Modifications may be provided to adapt the invention to a particular situation or to particular needs without departing from the scope of the invention. It is intended that the invention not be limited to the particular implementation described herein, but that the claims be given their broadest interpretation to cover all embodiments, literal or equivalent, covered thereby.

The invention claimed is:

1. A method that provides a virtual presentation comprising:

providing a toy that is associated with a registration code; using a computer system for validating the registration code received by a registration subsystem via a computer network;

responsive to said validating by said computer system, providing content from a virtual world subsystem on said computer system for displaying a virtual replica of the toy representing said toy on a website to be displayed by a user computer;

using said computer system for providing at least one virtual room on the website for the virtual replica of the toy;

using said computer system for offering one or more virtual furnishings for the at least one virtual room;

using said computer system for providing content that allows the one or more virtual furnishings to be arranged in the at least one virtual room; and

interacting the virtual replica of the toy with at least one of the one or more virtual furnishings, wherein said interacting is presented on said website via an animated display of said virtual replica of the toy exhibiting a response to said interacting, said response comprising a video component and/or an audio component.

2. The method of claim 1, wherein the arranging of the one or more virtual furnishings is based at least in part on a type of each of the one or more virtual furnishings and a type of the at least one virtual room.

3. The method of claim 2 further comprising arranging an outdoor specific virtual item in an outdoor specific virtual room.

4. The method of claim 1, wherein interacting with at least one of the one or more virtual furnishings comprises sitting the virtual replica of the toy down on a virtual chair.

5. The method of claim 1 further comprising expanding the at least one virtual room to create a virtual house.

6. The method of claim 1 further comprising offering one or more virtual items to the virtual replica of the toy.

7. The method of claim 6, wherein the one or more virtual items comprise virtual toys that the virtual replica of the toy plays with.

8. The method of claim 1, wherein the one or more virtual furnishings comprises a plurality of virtual furnishings that interact with each other.

9. The method of claim 8, wherein interactions between each one of the plurality of virtual furnishings comprises at least one of sliding virtual chairs to a table, hanging a virtual picture on a virtual wall, and setting virtual dishes on a virtual table.

10. The method of claim 1, wherein registering the toy occurs automatically at a time of purchase.

11. The method of claim 1, further comprising interacting with at least one other virtual replica of an additional toy that

20

is present on the website, wherein interacting comprises communicating with the at least one other virtual replica of the additional toy.

12. The method of claim 1 further comprising using virtual currency to obtain the one or more virtual furnishings.

13. A method that provides a virtual presentation comprising:

providing a toy that is associated with a registration code; using a computer for validating the registration code;

using the computer providing information indicative of at least one virtual room on the website for the toy;

using the computer for providing content from a virtual world subsystem to be transmitted to the user computer for displaying a virtual replica of the toy representing said toy in said virtual room on a website to be displayed by a user computer;

offering one or more virtual furnishings for the at least one virtual room;

allowing the one or more virtual furnishings to be arranged in the at least one virtual room; and

using the computer for interacting the virtual replica of the toy with at least one of the one or more virtual furnishings, wherein an appearance of the virtual replica of the toy displayed on said website changes in response to said interacting to simulate sitting down on the one or more virtual furnishings.

14. The method of claim 13, wherein the one or more virtual furnishings comprises a plurality of virtual furnishings that interact with each other.

15. The method of claim 13 further comprising using virtual currency to obtain the one or more virtual furnishings.

16. The method of claim 13 further comprising arranging an outdoor specific virtual item in an outdoor specific virtual room.

17. A method that provides a virtual presentation comprising:

providing a toy that is associated with a registration code; using a computer for validating the registration code;

using the computer for providing content from a virtual world subsystem to be transmitted to the user computer for displaying a virtual replica of the toy on a website to be displayed by a user computer;

using the computer for providing at least one virtual room on the website for the virtual replica of the toy;

using the computer for offering one or more virtual furnishings for the at least one virtual room;

using the computer for providing content that allows the one or more virtual furnishings to be arranged in a customized fashion in the at least one virtual room, wherein a position of each the one or more virtual furnishings depends on a type of the one or more virtual furnishings and a type of the at least one virtual room; and

interacting the virtual replica of the toy with at least one of the one or more virtual furnishings, wherein said interacting is presented on said website via an animated display of said virtual replica of the toy exhibiting a response to said interacting, said response comprising at least one of a video component and an audio component.

18. The method of claim 17, wherein the one or more virtual furnishings comprises a plurality of virtual furnishings that interact with each other.

19. The method of claim 17 further comprising using virtual currency to obtain the one or more virtual furnishings.

20. The method of claim 17 further comprising arranging an outdoor specific virtual item in an outdoor specific virtual room.



US007568964C1

(12) **INTER PARTES REEXAMINATION CERTIFICATE (963rd)****United States Patent****Ganz**(10) **Number:** **US 7,568,964 C1**(45) **Certificate Issued:** ***Sep. 16, 2014**(54) **SYSTEM AND METHOD FOR TOY
ADOPTION AND MARKETING**(75) **Inventor:** **Howard Ganz**, North York (CA)(73) **Assignee:** **Ganz**, Woodbridge, Ontario (CA)**Reexamination Request:**

No. 95/001,345, Apr. 20, 2010

Reexamination Certificate for:Patent No.: **7,568,964**Issued: **Aug. 4, 2009**Appl. No.: **12/250,757**Filed: **Oct. 14, 2008**(*) **Notice:** This patent is subject to a terminal disclaimer.**Related U.S. Application Data**

(63) Continuation of application No. 11/027,271, filed on Dec. 30, 2004, now Pat. No. 7,534,157.

(60) Provisional application No. 60/533,591, filed on Dec. 31, 2003, provisional application No. 60/533,634, filed on Dec. 31, 2003.

(51) **Int. Cl.****A63H 30/00** (2006.01)**G06F 3/048** (2013.01)(52) **U.S. Cl.**USPC **446/175**; 715/706(58) **Field of Classification Search**

None


See application file for complete search history.

(56) **References Cited**

To view the complete listing of prior art documents cited during the proceeding for Reexamination Control Number 95/001,345, please refer to the USPTO's public Patent Application Information Retrieval (PAIR) system under the Display References tab.

Primary Examiner — Eric B Kiss(57) **ABSTRACT**

A method provides a virtual presentation includes providing a toy that is represented on a website via a virtual replica of the toy, wherein the toy is associated with a registration code; validating the registration code; responsive to said validating, displaying said virtual replica of the toy representing said toy on said website; providing at least one virtual room on the website for the virtual replica of the toy; offering one or more virtual furnishings for the at least one virtual room; providing content that allows the one or more virtual furnishings to be arranged in the at least one virtual room; and interacting the virtual replica of the toy with at least one of the one or more virtual furnishings.



**INTER PARTES
REEXAMINATION CERTIFICATE
ISSUED UNDER 35 U.S.C. 316**

5

THE PATENT IS HEREBY AMENDED AS
INDICATED BELOW.

AS A RESULT OF REEXAMINATION, IT HAS BEEN
DETERMINED THAT:

10

Claims **1-20** are cancelled.

* * * * *