



US007551944B2

(12) **United States Patent**  
**Bareis et al.**

(10) **Patent No.:** **US 7,551,944 B2**  
(45) **Date of Patent:** **\*Jun. 23, 2009**

(54) **SPEECH RECOGNITION SYSTEM FOR ELECTRONIC SWITCHES IN A NON-WIRELINE COMMUNICATIONS NETWORK**

FOREIGN PATENT DOCUMENTS

DE 35 19972 A1 12/1986

(75) Inventors: **Bernard F. Bareis**, Dallas, TX (US);  
**Thomas B. Schalk**, Dallas, TX (US);  
**Peter J. Foster**, Dallas, TX (US)

(Continued)

OTHER PUBLICATIONS

(73) Assignee: **Nuance Communications, Inc.**,  
Burlington, MA (US)

Memorandum and Order; dated Sep. 6, 2005 (*ScanSoft, Inc. vs. Voice Signal Tech., Inc., et al.*). (U.S.D.C. for the District of MA; Civil Action No. 04-10353 PBS).

(\*) Notice: Subject to any disclaimer, the term of this patent is extended or adjusted under 35 U.S.C. 154(b) by 935 days.

(Continued)

*Primary Examiner*—Temica M Beamer  
(74) *Attorney, Agent, or Firm*—Bromberg & Sunstein LLP

This patent is subject to a terminal disclaimer.

(57) **ABSTRACT**

(21) Appl. No.: **10/308,653**

An advanced telecommunications system is provided for the recognizing of spoken commands over a cellular telephone, satellite telephone, or personal communications network. In the cellular application, for example, a Speech Recognition System interconnects either internally with or as an external peripheral to a cellular telecommunications switch. The Speech Recognition System includes an administrative subsystem, a call processing subsystem, a speaker-dependent recognition subsystem, a speaker-independent recognition subsystem, and a data storage subsystem. The Speech Recognition System also allows for increased efficiency in the cellular telephone network by integrating with the switch or switches as a shared resource. The administrative subsystem of the Speech Recognition System is used to keep statistical logs of pertinent call information. Pre-recorded instructional messages are stored in the memory of the call processing subsystem for instructing a user on his or her progress in using the system. The speaker-independent recognition subsystem allows the user to interact with the system employing non-user specific functions. User specific functions are controlled with the speaker-dependent recognition subsystem. User specific attributes collected by the recognition subsystems are stored in the data storage subsystem.

(22) Filed: **Dec. 3, 2002**

(65) **Prior Publication Data**

US 2003/0087675 A1 May 8, 2003

**Related U.S. Application Data**

(60) Division of application No. 09/722,810, filed on Nov. 27, 2000, now Pat. No. 6,501,966, and a continuation of application No. 07/867,873, filed on Apr. 13, 1992, now Pat. No. 5,297,183.

(51) **Int. Cl.**  
**H04B 1/38** (2006.01)

(52) **U.S. Cl.** ..... **455/563; 455/560; 455/564**

(58) **Field of Classification Search** ..... 455/414.1,  
455/563, 564, 560

See application file for complete search history.

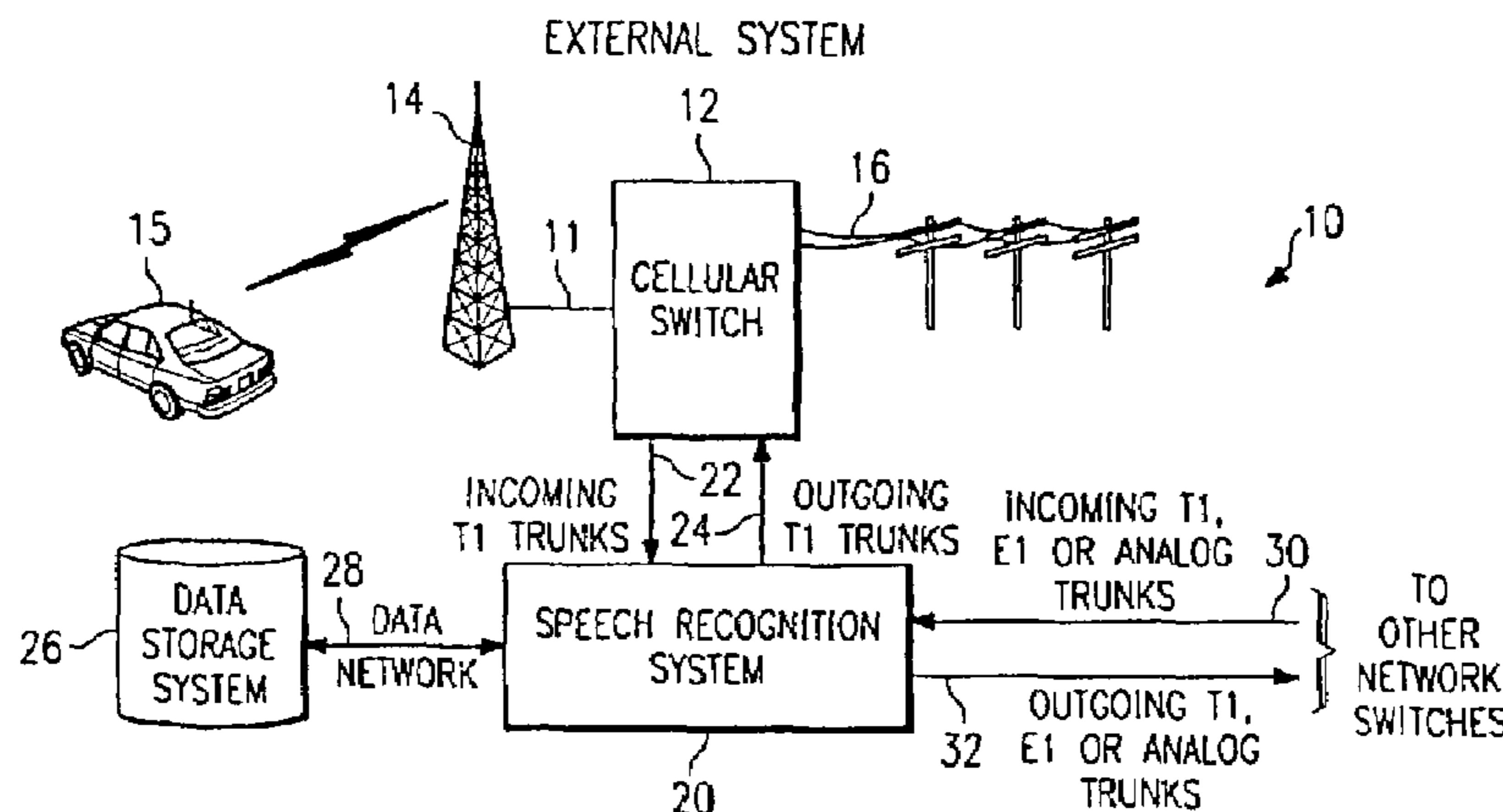
(56) **References Cited**

U.S. PATENT DOCUMENTS

3,673,331 A 6/1972 Hair et al. .... 179/15

(Continued)

**34 Claims, 12 Drawing Sheets**



U.S. PATENT DOCUMENTS

3,928,424	A	12/1975	Byram et al.	179/1
3,928,724	A	12/1975	Byram et al.	179/1 SD
4,122,306	A	10/1978	Friedman et al.	179/6 E
4,348,550	A	9/1982	Pirz et al.	179/1
4,385,359	A	5/1983	Watari et al.	364/513
4,400,584	A	8/1983	Vilmur	179/1 HF
4,468,813	A	8/1984	Burke et al.	455/38
4,587,670	A	5/1986	Levinson et al.	381/43
4,600,809	A	7/1986	Tatsumi et al.	179/2 EA
4,625,081	A	11/1986	Lotito et al.	379/88
4,644,107	A	2/1987	Clowes et al.	379/354
4,698,839	A	10/1987	DeVaney et al.	379/59
4,731,811	A	3/1988	Dubus	379/58
4,827,500	A	5/1989	Binkerd et al.	379/88
4,853,953	A	8/1989	Fujisaki	379/88
4,870,686	A	9/1989	Gerson et al.	381/43
4,873,714	A *	10/1989	Ishii et al.	379/88.03
4,922,538	A	5/1990	Tchorzewski	381/42
4,928,302	A	5/1990	Kaneuchi et al.	379/88
4,939,768	A	7/1990	Inaba et al.	379/58
4,945,557	A	7/1990	Kaneuchi et al.	379/67
4,945,570	A	7/1990	Gerson et al.	381/110
4,949,374	A	8/1990	Ishii et al.	455/563
4,959,850	A	9/1990	Marui	379/58
4,961,212	A *	10/1990	Marui et al.	379/88.03
4,961,216	A	10/1990	Baehr et al.	379/57
4,982,425	A	1/1991	Yoshida	379/390
5,003,576	A	3/1991	Helferich	379/88
5,020,107	A	5/1991	Rohani et al.	381/43
5,040,212	A	8/1991	Bethards	381/41
5,042,063	A	8/1991	Sakanishi et al.	379/88
5,054,053	A	10/1991	Sakanishi et al.	379/354
5,058,150	A	10/1991	Kang	379/58
5,077,785	A	12/1991	Monson	379/67
5,095,503	A	3/1992	Kowalski	579/59
5,109,400	A	4/1992	Patsiokas et al.	379/57
5,111,501	A	5/1992	Shimanuki	379/355
5,117,460	A	5/1992	Berry et al.	381/41
5,119,417	A	6/1992	Suzuki et al.	379/354
5,131,029	A	7/1992	Kunstadt	379/355
5,148,471	A	9/1992	Metroka et al.	379/88
5,182,765	A	1/1993	Ishii et al.	379/354
5,187,735	A	2/1993	Garcia et al.	379/88
5,193,110	A	3/1993	Jones et al.	379/88
5,195,090	A	3/1993	Bolliger et al.	379/94
5,199,062	A	3/1993	Von Meister et al.	379/67
5,208,848	A	5/1993	Pula	379/89
5,222,121	A	6/1993	Shimada	379/354
5,222,125	A	6/1993	Cresswell et al.	379/67
5,267,299	A	11/1993	Nomura	379/88
5,274,695	A	12/1993	Green	379/88
5,283,833	A	2/1994	Church et al.	381/41
5,289,530	A	2/1994	Reese	379/88
5,297,183	A *	3/1994	Bareis et al.	455/410
5,297,194	A	3/1994	Hunt et al.	379/88
5,301,223	A	4/1994	Amadon et al.	379/58
5,303,299	A	4/1994	Hunt et al.	379/88
5,315,649	A	5/1994	Foster et al.	379/88
5,335,313	A	8/1994	Douglas	379/189
5,345,501	A	9/1994	Shelton	379/88
5,353,336	A	10/1994	Hou et al.	379/67
5,353,376	A	10/1994	Oh et al.	381/41
5,365,574	A	11/1994	Hunt et al.	379/189
5,371,901	A	12/1994	Reed et al.	455/69
5,384,831	A	1/1995	Cresswell et al.	379/88
5,384,833	A	1/1995	Cameron	379/88
5,390,278	A	2/1995	Gupta et al.	379/88
5,408,582	A	4/1995	Colier	395/2.52
5,420,918	A	5/1995	Tsuchida	379/352
RE34,976	E	6/1995	Helferich et al.	379/88
5,434,909	A	7/1995	Price et al.	379/88

5,659,597	A *	8/1997	Bareis et al.	455/563
6,157,848	A	12/2000	Baeris et al.	379/88
6,404,884	B1 *	6/2002	Marwell et al.	379/265.13
6,405,029	B1 *	6/2002	Nilsson	455/409
6,501,966	B1	12/2002	Bareis et al.	455/563
6,865,403	B1 *	3/2005	Averkamp	455/564
2003/0181223	A1 *	9/2003	Lee et al.	455/563

FOREIGN PATENT DOCUMENTS

EP	0 225 538	B1	6/1987
EP	0 307 193	A2	3/1989
EP	0 404 502	B1	12/1990
FR	2559325	A1	8/1985
JP	58138134	A	8/1983
JP	60081034	A	5/1985
JP	60085655	A	5/1985
JP	60119159	A	6/1985
WO	WO 8910612		11/1989

OTHER PUBLICATIONS

Scansoft's *Markman* Brief on Claim Construction of U.S. Patent 6,501,966, dated May 6, 2005. U.S.D.C. for the District of MA; Civil Action No. 04-10353 PBS).

Voice Signal Technologies' Claim Construction Memorandum U.S. Patent 6,501,966. U.S.D.C. for the District of MA; Civil Action No. 04-10353 PBS).

Declaration of Wendy S. Plotkin. U.S.D.C. for the District of MA; Civil Action No. 04-10353 PBS).

Declaration of Charles C. Wooters in Support of Voice Signal Technologies, Inc.'s Opening Claim Construction Memorandum for U.S. Patent 6,501,966. U.S.D.C. for the District of MA; Civil Action No. 04-10353 PBS).

ScanSoft's [Proposed] Reply in Further Support of *Markman's* Claim Construction on the '966 Patent. U.S.D.C. for the District of MA; Civil Action No. 04-10353 PBS).

Voice Signal Technologies' Sur-Reply Brief for U.S. Patent 6,501,966. U.S.D.C. for the District of MA; Civil Action No. 04-10353 PBS).

Voice Signal Technologies' Supplemental Memorandum Regarding Construction of U.S. Patent No. 6,501,966. U.S.D.C. for the District of MA; Civil Action No. 04-10353 PBS).

ScanSoft Inc.'s Answers to the First Set of Interrogatories (Nos. 1-5) of Voice Signal Technologies, Inc. U.S.D.C. for the District of MA; Civil Action No. 04-10353 PBS).

*International Search Report* from parent application; Aug. 17, 1993.

*Supplemental European Search Report* from patent application; Dec. 11, 1996.

S.S. Viglione, "Voice Dialer for Cellular Telephone," *Proceedings AVIOS '87 Voice I/O Systems Applications Conference*; Oct. 6, 7, 8, 1987, pp. 19-26.

Request for *Inter Partes* Reexamination for U.S. Patent 6,501,966. Armbruster, et al, "Hands-Free Telephony, Speech Recognition and Speech Coding Techniques Implemented in the SPS51", *Philips Telecommunication Review*, vol. 49, No. 1, Mar. 1991, pp. 12-27.

Babini, et al, "A speaker independent voice dialing system for Italian in the cellular phone application", *CSELT Technical Reports*, vol. XVIII, No. 3, Jun. 1990. pp. 201-205.

Bendelac, et al, "Eyes Free Dialing for Cellular Phones", *IEEE 1991*, pp. 120-125.

Bendelac, et, "Eyes Free Dialing for Cellular Phones", pp. 234-237.

Blanchet, Boudy and Lockwood, "Environment Adaptation for Speech Recognition in Noise," in Vandewalle, Boite, Moonen and Oosterlinck (eds), *Signal Processing VI: Theories and Applications 391* (1992).

By-Word Technologies, "Voice Dial Operating Guide, Voice Command System and Cellular Telephones", *By Word Technologies, Inc.*, 1989, pp. 1-18.

Byre, W., R., et al, "The 5ESS Switching Systems: Applications Planning", *AT&T Technical Journal*, Jul.-Aug. 1985, pp. 1315-1336.

Carney, D.L., et al, "The 5ESS Switching System: Architectural Overview", *AT&T Technical Journal*, vol. 64, No. 6, Jul.-Aug. 1985, pp. 1339-1355.

- Claesson, Nordholm, Bengtsson and Eriksson, "A Multi-DSP Implementation of a Broad-Bank Adaptive Beamformer for Use in a Hands-Free Mobile Radio Telephone," 40 IEEE Transactions on Vehicular Technology 194 (1991).
- Felix, "Packet Switching in Digital Cellular Systems", *IEEE Vehicular Technology Conference*, pp. 414-418, (1988).
- Fischell, et al, "Interactive Voice Technology Applications", *AT&T Technical Journal*, Sep./Oct. 1990, p. 61-76.
- Fissore, Laface, Ruscitti, "HMM Modeling for Speaker Independent Voice Dialing in Car Environment," IEEE, pp. I-249-I-252, Mar. 23, 1992.
- Fissore, "Isolated Word Recognition in the Mobile-Radio System: Experiments and Results", *Signal Processing V: Theories and Applications*, 1990, pp. 1207-1210.
- Fletcher, "The UK Will Be First to Unplug", *Electronics* 48, (1991).
- Gauldin, Horwedel, Kozik, Thompson and Wilson, "The 5ESS Wireless Mobile Switching Center," 72 AT&T Technical Journal No. 4, pp. 38-47 (1993).
- Goodman, "Trends in Cellular and Cordless Communications", *IEEE Communications Magazine*, Jun. 1991, pp. 31-40.
- Goodman, "Cellular Packet Communications", *IEEE Transactions on Communications*, vol. 38, No. 8, Aug. 1990, pp. 1272-1280.
- Helms, "Voice Control of Mobile Telephones", *Speech Tech*, 1986, pp. 126-130.
- IEEE Spectrum, *Innovations: Patents, Processes and Products*, *IEEE Spectrum*, Aug. 1986.
- IEEE Spectrum, "Dialing by Voice", *IEEE Spectrum*, Aug. 1986, p. 22.
- ISSN, "Is Thought Dialing Next", *Telephone Engineer & Management*, Apr. 1, 1991, p. 58 ISSN: 0040-263X.
- Karis and Dobroth, "Automating Services with Speech Recognition over the Public Switched Telephone Network: Human Factors Considered," 9 IEEE Journal on Selected Areas in Communications 574 (1991).
- Lennig, "Putting Speech Recognition to Work in the Telephone Network", *Computer*, Aug. 1990, pp. 35-41.
- Martersteck, et al, "The 5ESS Switching System", *AT&T Technical Journal*, vol. 64, No. 6, Jul., Aug. 1985, pp. 1305-1313.
- Meier-Hellstern, Pollini and Goodman, "Network Protocols for the Cellular Packet Switch," 42 IEEE Transactions on Communications 1235 (1994).
- Moosemiller, John P., "AT&T's Conversant I Voice System", *Speech Technology*, Mar./Apr. 1986, pp. 88-93.
- Oh, Viswanathan, Pappichalis, "Hands-Free Voice Communication in an Automobile with a Microphone Array," IEEE pp. I-281-I-284, Mar. 23, 1992.
- Pawate, et al, "Dialing a Phone by Voice", *Machine Design*, Jan. 19, 1991, pp. 95-98.
- Ross, "Wireless Network Directions", *IEEE Communications Magazine*, Feb. 1991, pp. 40-42.
- Ruhl, et al, "SPS51-A Universal Interface for Hands-Free Telephony, Speech Recognition and Speech Storage in the Car Telephone", *Philips Telecommunication Review*, vol. 48, No. 4, Dec. 1990, pp. 1-10.
- Sato, "Development of the Speaker-Dependent Voice Activated Dialing Equipment", 1988, pp. 548-554.
- Schalk, Thomas B., "Voice Recognition in Cellular Mobile Telephones", *Speech Technology*, Sep./Oct. 1986, pp. 24-28.
- Shandle, "Freedom Doesn't Come Easy", *Electronics*, Mar. 1991, pp. 45-48.
- Speech Technology, "A PABX That Listens and Talks", *Speech Technology*, Jan./Feb. 1984, pp. 75-79.
- Takizawa, et al, "A New Speaker-Independent Voice Recognition Scheme for Voice Dialing", *IEEE*, 1987, p. 547-551.
- Unno, et al, "Learned Codebook Excited Linear Predictive (LDEL) Speech Code for Digital Cellular System", *NEC Res. & Develop.*, vol. 32, No. 4, Oct. 1991, pp. 549-556.
- USWEST, "Speech Recognition Services", *Presentation to USWEST*, 1988.
- Waurzyniak, Abstract of Acceptance of Voice System Hinges on 'true' Recognition: Voice Ware Offers Speech Recognition Board, *Computer Software News*, vol. V4, Issue No. 10, Mar. 10, 1986.
- ART Advanced Recognition Technologies, Inc.'s Opening Memorandum of Law in Support of Its Motion For Summary Judgment of Non-Infringement of U.S. Patent No. 6,501,966, dated Aug. 16, 2004.
- Declarations and Exhibits in Support of ART's Motion For Summary Judgment of Non-Infringement of U.S. Patent No. 6,501,966, dated Aug. 16, 2004.
- ScanSoft Inc.'s Memorandum in Opposition to ART's Motion for Summary Judgment of Non-Infringement of U.S. Patent No. 6,501,966 and in Support of ScanSoft, Inc.'s Motion for Continuance of Summary Judgment Proceedings Pursuant to Rule 56(f), dated Sep. 13, 2004.
- Statement of Disputed Material Facts, Declaration, and Exhibits in Support of ScanSoft Inc.'s Memorandum in Opposition to ART's Motion for Summary Judgment of Non-Infringement of U.S. Patent No. 6,501,966, dated Sep. 13, 2004.
- Voice Signal Technologies' Claim Construction Memorandum U.S. Patent 6,501,966. U.S.D.C. for the District of MA; Civil Action No. 04-10353 PBS). Jun. 3, 2005.
- Declaration of Wendy S. Plotkin. U.S.D.C. for the District of MA; Civil Action No. 04-10353 PBS). Jun. 3, 2005.
- Declaration of Charles C. Wooters in Support of Voice Signal Technologies, Inc.'s Opening Claim Construction Memorandum for U.S. Patent 6,501,966. U.S.D.C. for the District of MA; Civil Action No. 04-10353 PBS). May 6, 2005.
- ScanSoft's [Proposed] Reply in Further Support of *Markman's* Claim Construction of the '966 Patent. U.S.D.C. for the District of MA; Civil Action No. 04-10353 PBS). Jun. 10, 2005.
- Voice Signal Technologies' Sur-Reply Brief for U.S. Patent 6,501,966. U.S.D.C. for the District of MA; Civil Action No. 04-10353 PBS). Jun. 16, 2005.
- Voice Signal Technologies' Supplemental Memorandum Regarding Construction of U.S. Patent No. 6,501,966. U.S.D.C. for the District of MA; Civil Action No. 04-10353 PBS). Jun. 6, 2005.
- ScanSoft Inc.'s Answers to the First Set of Interrogatories (Nos. 1-5) of Voice Signal Technologies, Inc. U.S.D.C. for the District of MA; Civil Action No. 04-10353 PBS). Sep. 27, 2004.
- Bendelac et al., "Eyes Free Dialing for Cellular Phones," pp. 234-237. Mar. 1991.
- Voice-Operated Automobile Telephone Dialer, *IBM Technical Disclosure Bulletin*, vol. 28, No. 4, Sep. 1985, pp. 1764-1765.
- "Network Protocols for the Cellular Packet Switch", by Meier-Hellstern et al, *IEEE Transactions on Communications*, vol. 42, No. 2/3/4, Feb./Mar./Apr. 1994, pp. 1235-1243.
- "The 5ESS® Wireless Mobile Switching Center", by Gouldin et al, *AT&T Technical Journal*, Jul./Aug. 1993, pp. 38-47.
- "Environment Adaptation for Speech Recognition in Noise", by Blanchel et al. *Signal Processing VI: Theories and Applications*, 1992, pp. 391-394.
- "HMM Modeling for Speaker Independent Voice Dialing in Car Environment", by Fissore et al, *IEEE* 1992, pp. I-249-I-252.
- "Hands-Free Voice Communication in an Automobile with a Microphone Array", by Ch et al, *IEEE* 1992, pp. I-281-I-284.
- "A Multi-DSP Implementation of a Broad-Band Adaptive Beamformer for Use in a Hands-Free Mobile Radio Telephone", by Classen et al, *IEEE Transactions on Vehicular Technology*, vol. 40, No. 1, Feb. 1991, pp. 194-202.
- "Automating Services with Speech Recognition over the Public Switched Telephone Network: Human Factors Considerations", by Koris et al, *IEEE Journal on Selected Areas in Communications*, vol. 9, No. 4, May 1991, pp. 574-585.
- "Freedom Doesn't Come Easy", by Shandle, *Electronics*, Mar. 1991, pp. 45-48.
- "Wireless Network Directions" by Ross, *IEEE Communications Magazine*, Feb. 1991, pp. 40-42.
- "Trends in Cellular and Cordless Communications", by Goodman, *IEEE Communications Magazine*, Jun. 1991, pp. 31-40.
- "Dialing a Phone by Voice", by Pawate et al, *Machine Design*, Jan. 19, 1991, pp. 95-98.
- "Eyes Free Dialing for Cellular Telephones", by Bendelac et al, *IEEE* 1991, pp. 120-125.
- "Eyes Free Dialing for Cellular Telephones", by Bendelac et al, pp. 234-237.

- “SPS51—A universal interface for hands-free telephony, speech recognition and speech storage in the car telephone”, by Ruhl et al, Philips Telecommunication Review, vol. 48, No. 4, Dec. 1990, pp. 1-10.
- “Interactive Voice Technology Applications”, by Fischell et al, AT&T Technical Journal, Sep./Oct. 1990, pp. 61-76.
- “A speaker independent voice dialing system for Italian in the cellular phone application”, by Babini et al, CSELT Technical Reports, vol. XVIII, No. 3, Jun. 1990, pp. 201-205.
- “Cellular Packet Communications”, by Goodman, IEEE Transactions on Communications, vol. 38, No. 8, Aug. 1990, pp. 1272-1280.
- “Isolated Word Recognition in the Mobile-Radio System: Experiments and Results”, by Fissore, Signal Processing V: Theories and Applications, 1990, pp. 1207-1210.
- “Packet Switching in Digital Cellular Systems”, by Felix, Motorola Inc, pp. 414-418.
- “Putting Speech Recognition to Work in the Telephone Network”, by Lenning, Computer, Aug. 1990, pp. 35-41.
- “Development of the Speaker-Dependent Voice Activated Dialing Equipment”, by Solo, pp. 548-554.
- “A New Speaker -Independent Voice Recognition Scheme for Voice Dialling”, by Takizawa et al, IEEE 1987 p. 547-551.
- “Dialing by Voice”, IEEE Spectrum, Aug. 1986, p. 22.
- “Voice Control of Mobile Telephones”, by Helms, Speech Tech 1986, pp. 126-130.
- “The 5ESS Switching System”, by Martersteck et al, AT&T Technical Journal, vol. 64, No. 6, Jul., Aug. 1985. pp. 1305-1313.
- “The 5ESS Switching Systems: Applications Planning” by W.R. Byre et al, AT&T Technical Journal, Jul.-Aug. 1985, pp. 1315-1336.
- “The 5ESS Switching System: Architectural Overview”, by D.L. Carney et al, AT&T Technical Journal, vol. 64, No. 6, Jul.-Aug. 1985, pp. 1339-1355.
- “Voice Recognition in Cellular Mobile Telephones”, by Thomas B. Schalk, Speech Technology, Sep./Oct. 1986, pp. 24-28.
- Voice Dial Operating Guide, Voice Command System for Cellular Telephones, By-Word Technologies, Inc. 1989, pp. 1-18.
- “AT&T’s Conversant I Voice System”, by John P. Moosemiller, Speech Technology, Mar./Apr. 1986, pp. 88-93.
- “A PABX That Listens and Talks”, Speech Technology, Jan./Feb. 1984, pp. 75-79.
- “Speech Recognition Services” Projects to consider for voice input work at USWESI, from 1988 Presentation to USWEST.
- Hands-free telephony, speech recognition and speech coding techniques implemented in the SPS51, by Armbruster et al, Philips Telecommunication Review, vol. 49, No. 1, Mar. 1991, pp. 19-27.
- “Learned Codebook Excited Linear Predictive (LCELP) Speech Codec for Digital Cellular System”, by Unno et al, NEC Res. & Develop., vol. 32, No. 4, Oct. 1991, pp. 549-556.
- Abstract of “Acceptance of voice system hinges on true” recognition: Voice Wore offers speech recognition board, by Wourzyniok, Computer Software News vol. v4, Issue No. 10, Mar. 10, 1986.
- “Is thought dialing next?”, Telephone Engineer & Management, Apr. 1, 1991, p. 58, ISSN: 0040-263X.

\* cited by examiner

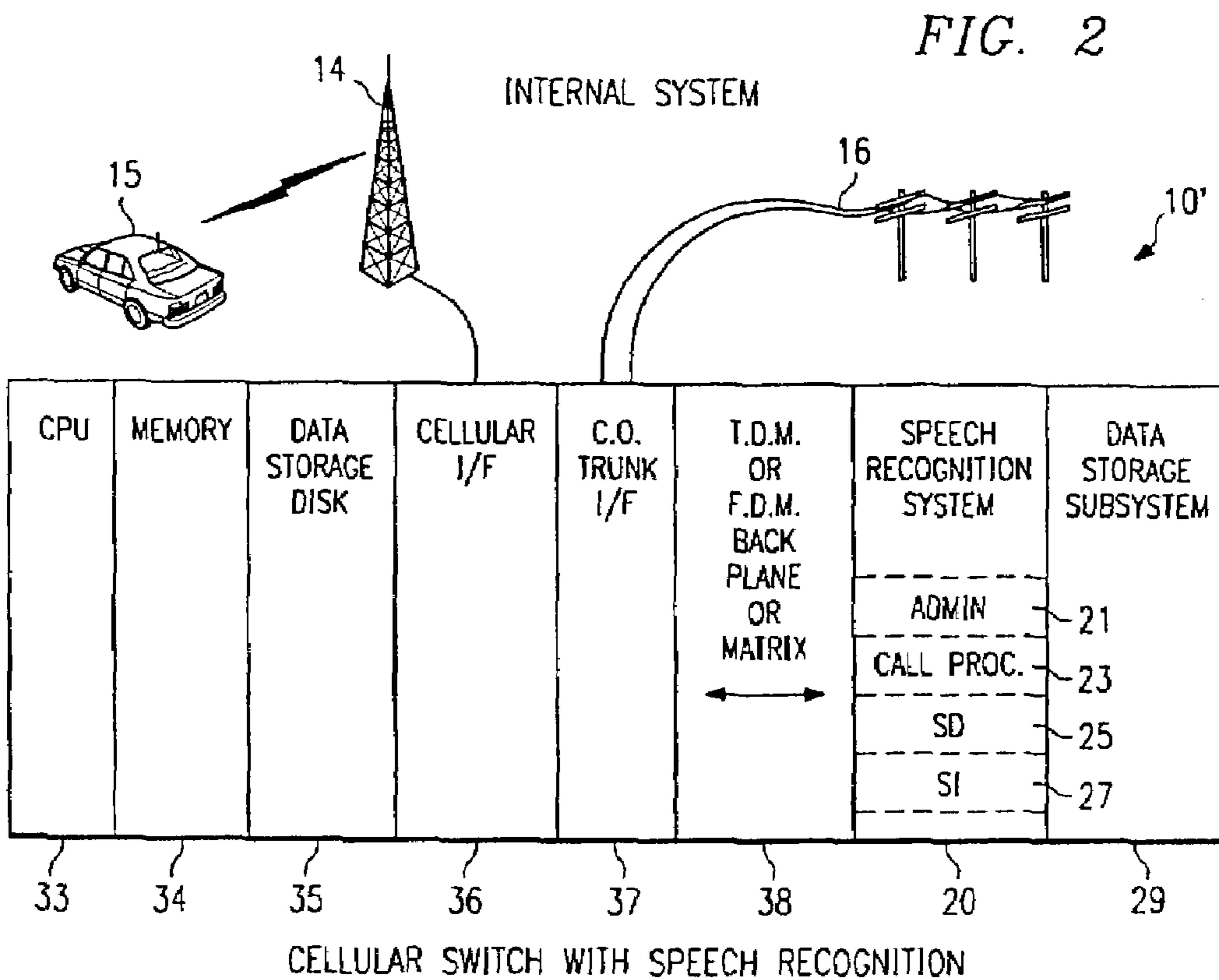
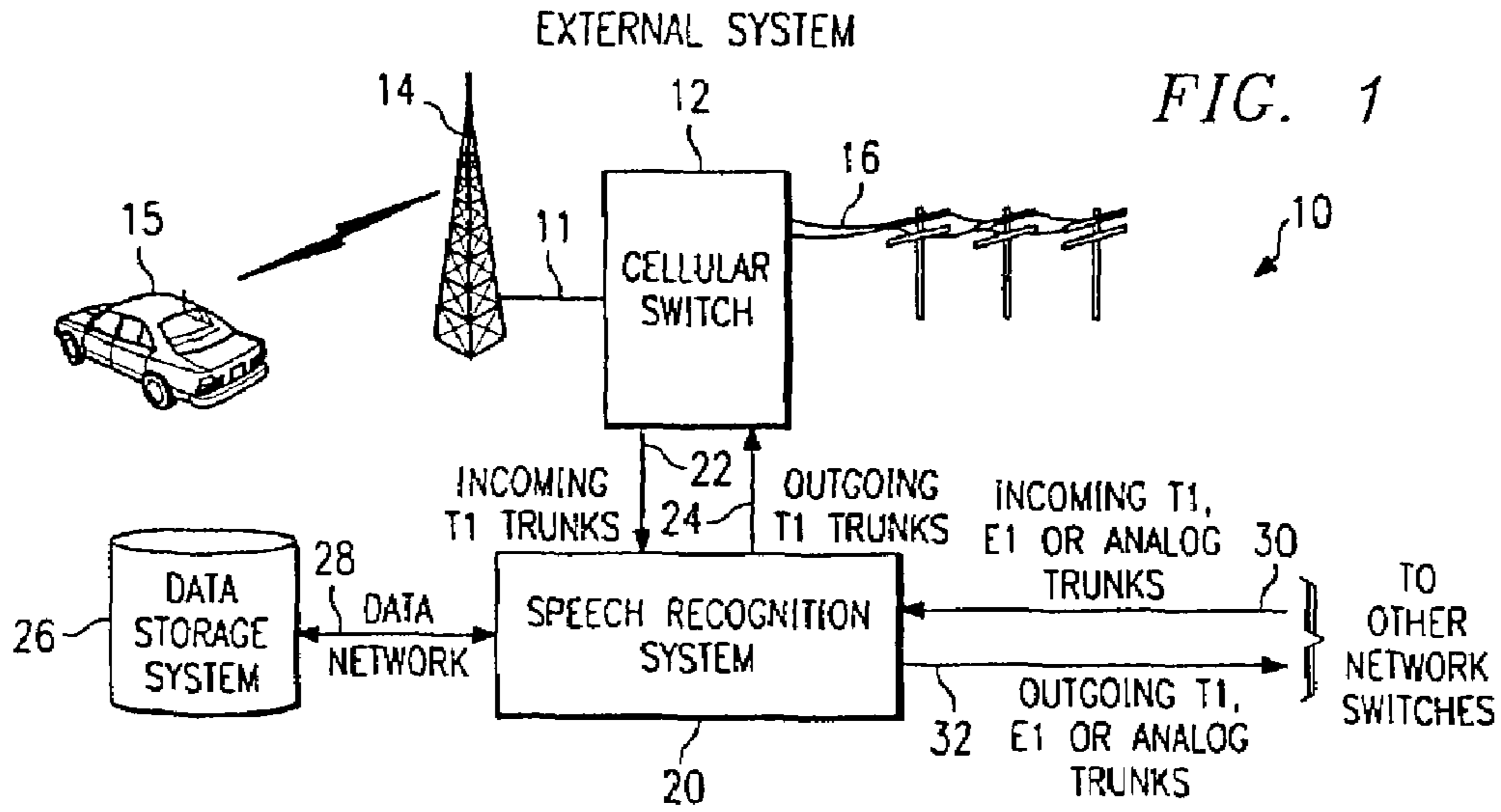
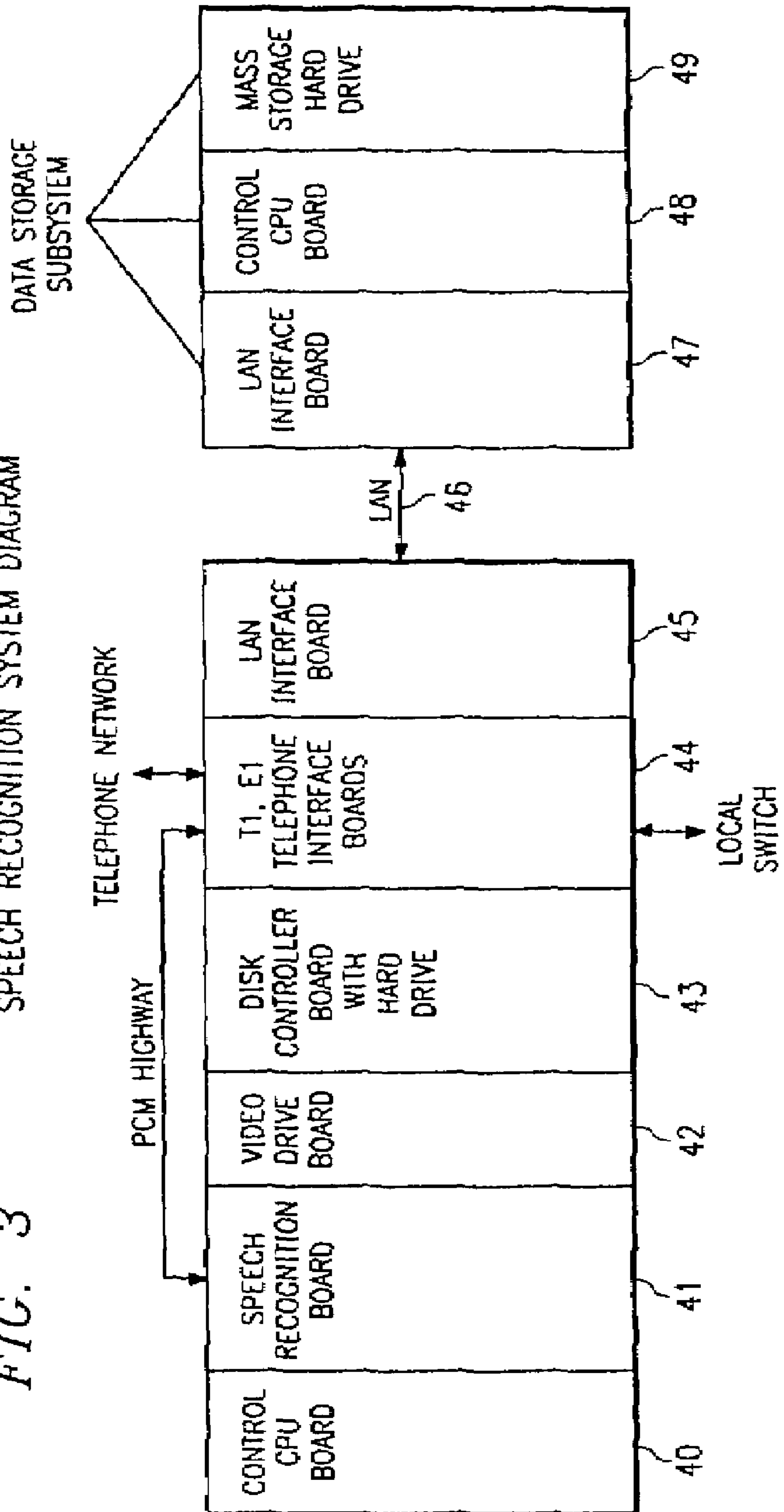


FIG. 3 SPEECH RECOGNITION SYSTEM DIAGRAM



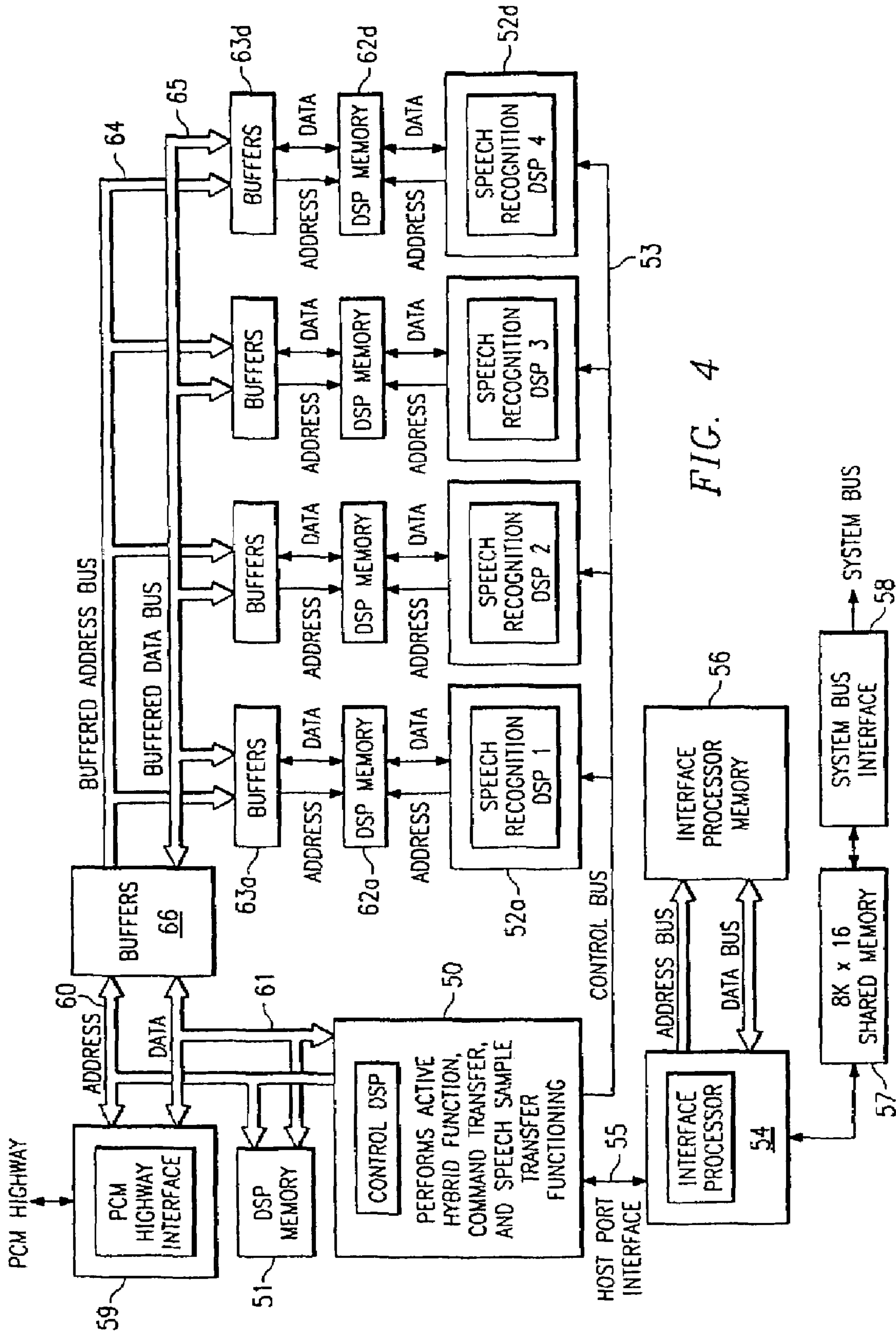
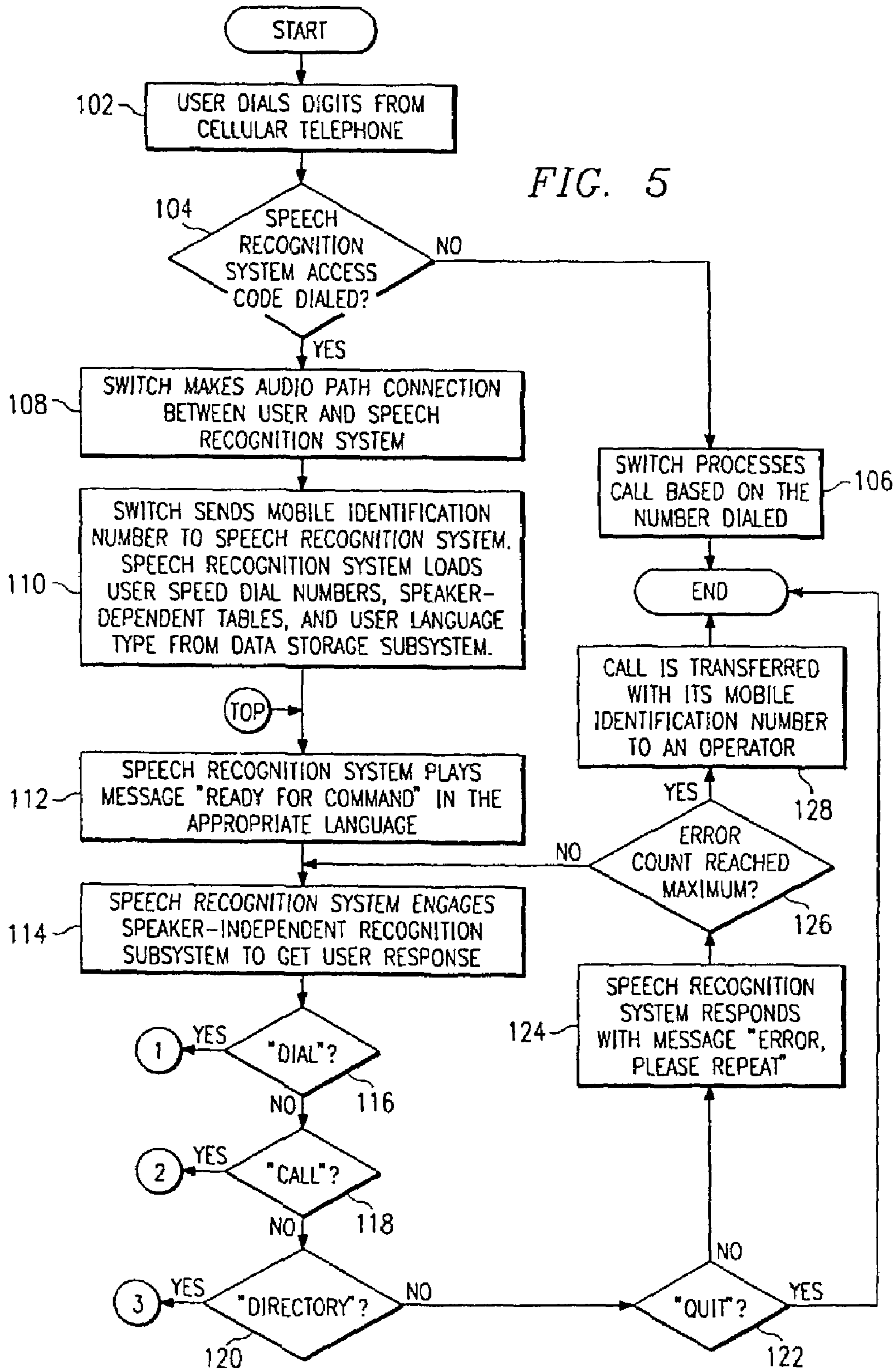


FIG. 4

FIG. 5





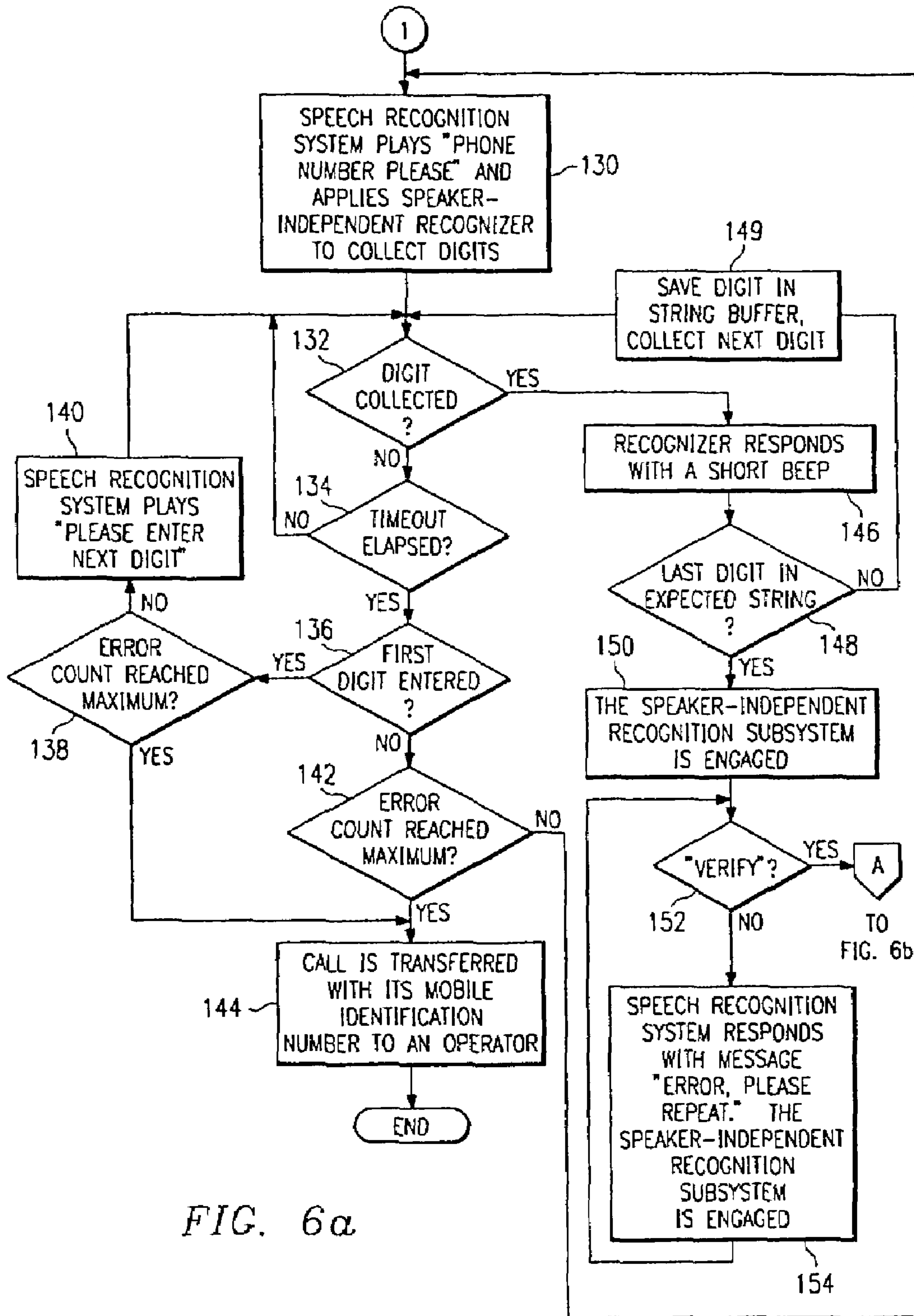


FIG. 6a

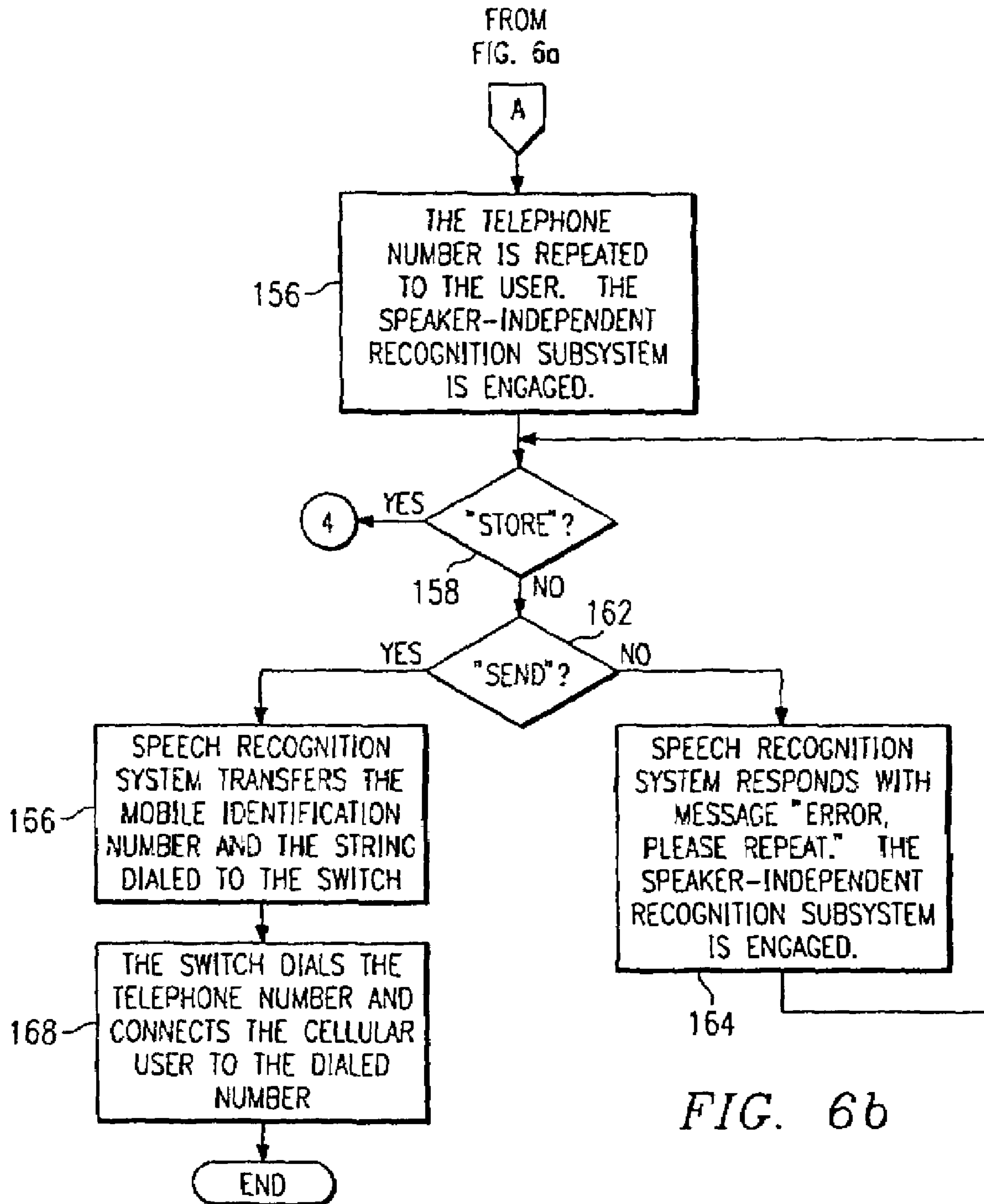


FIG. 6b

FIG. 7a

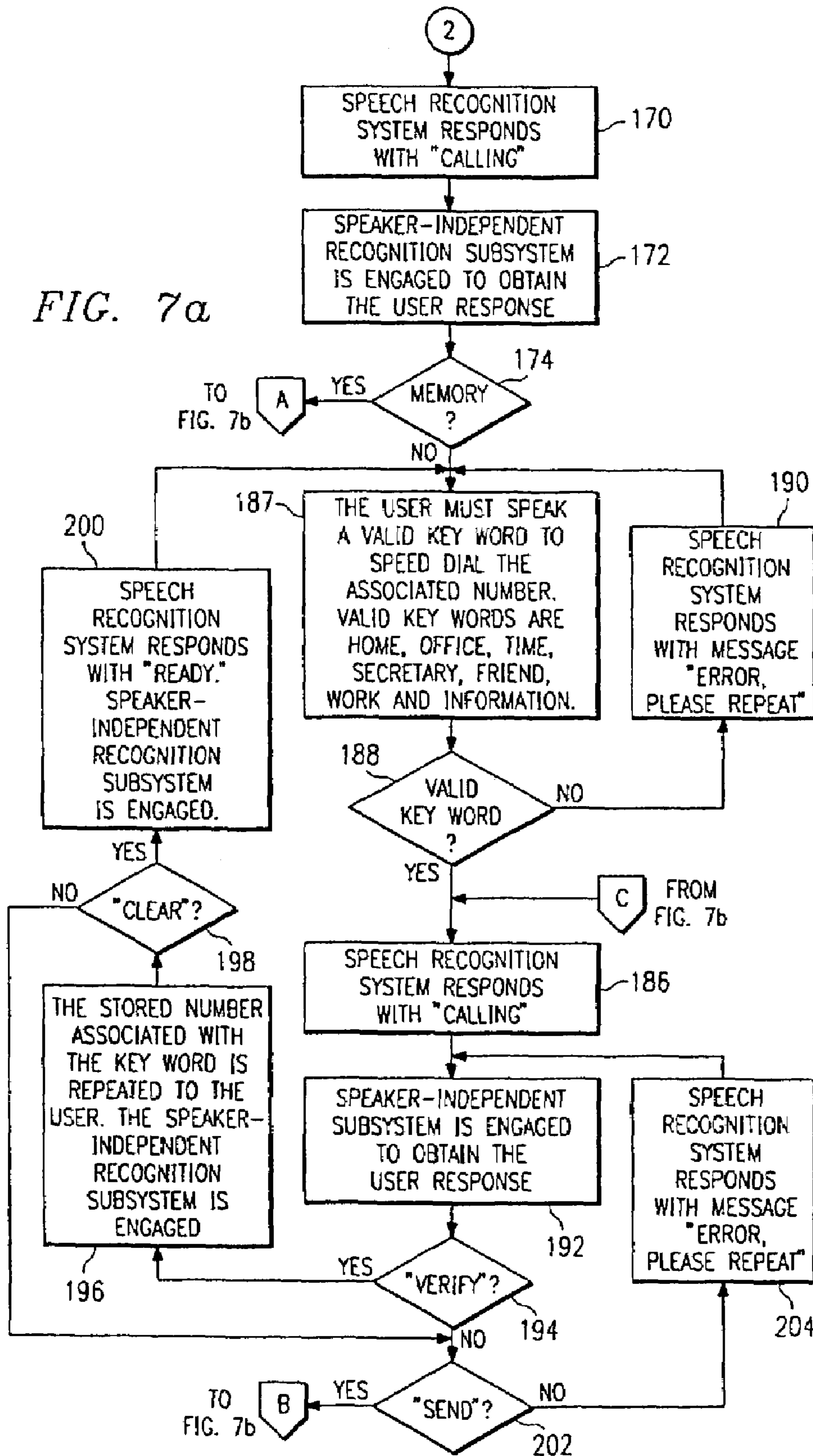
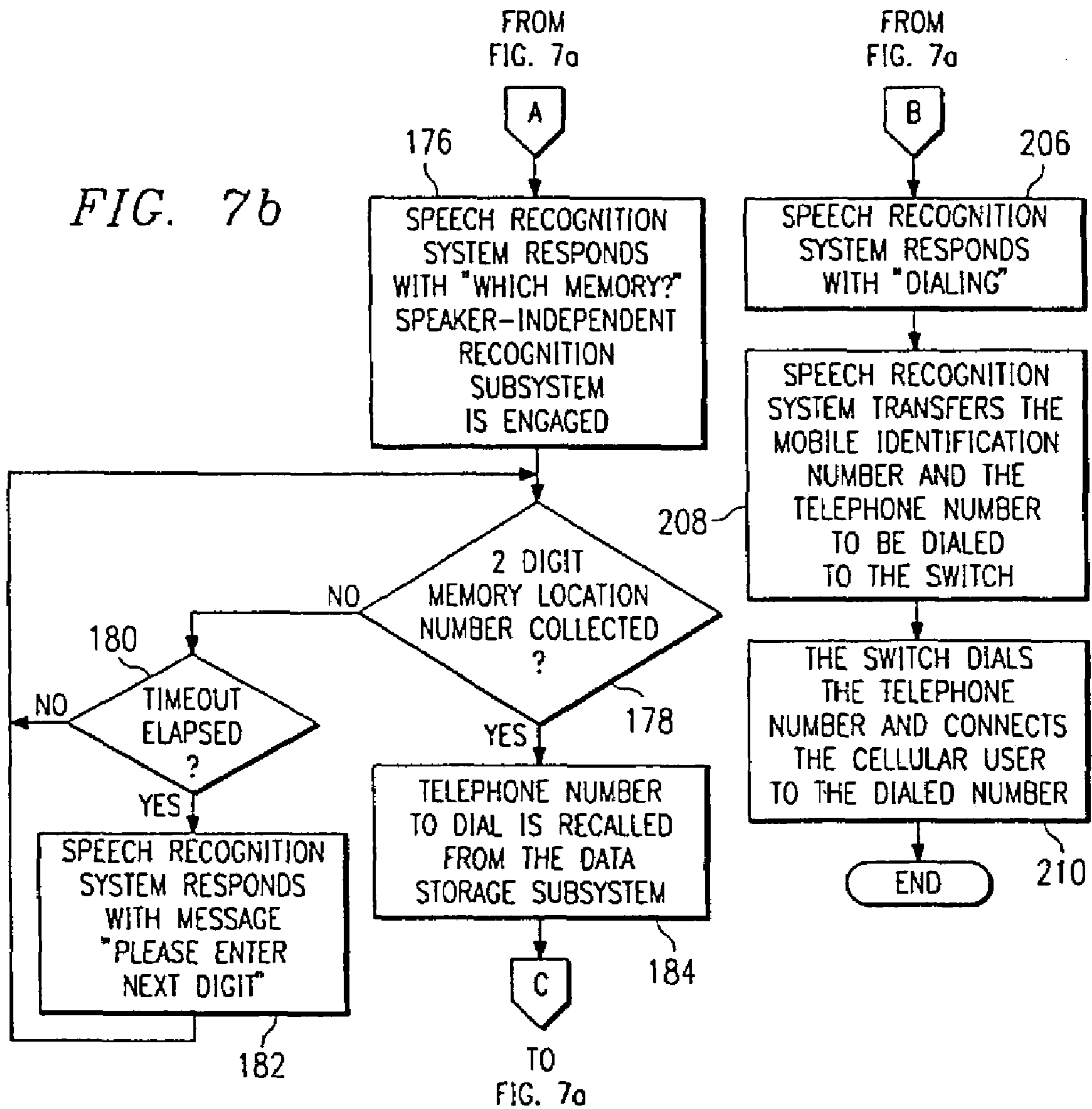


FIG. 7b



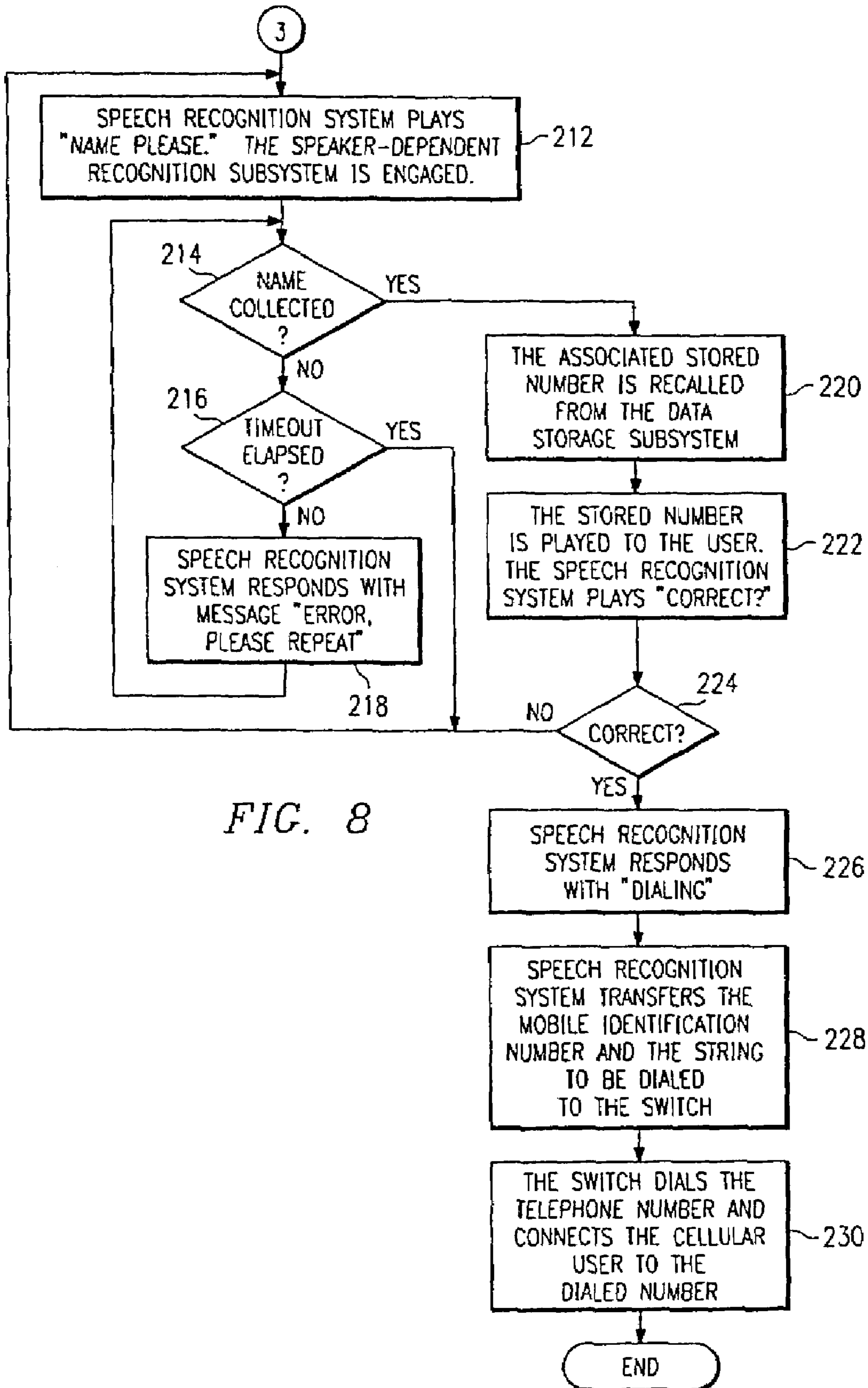


FIG. 8

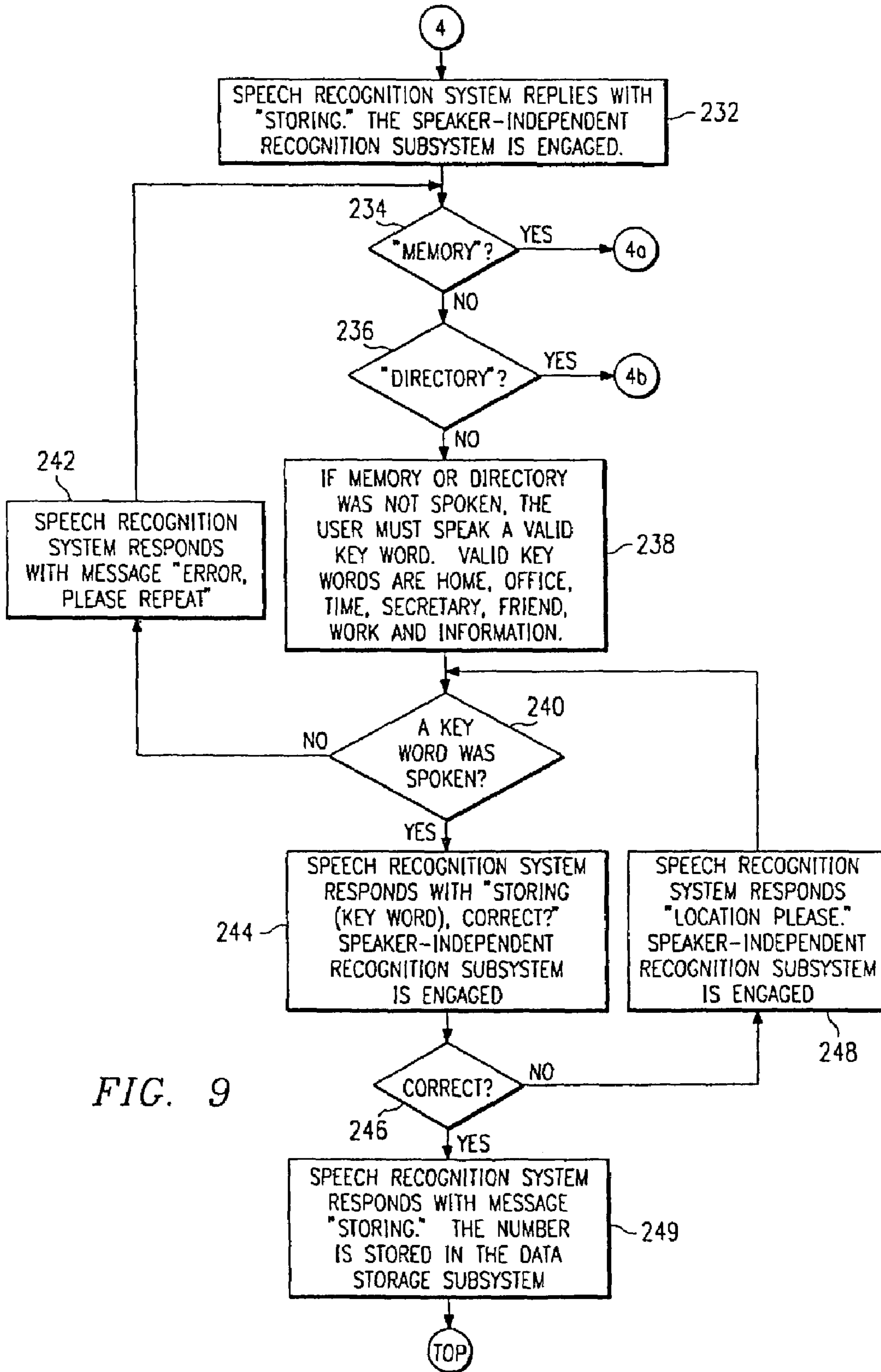


FIG. 9

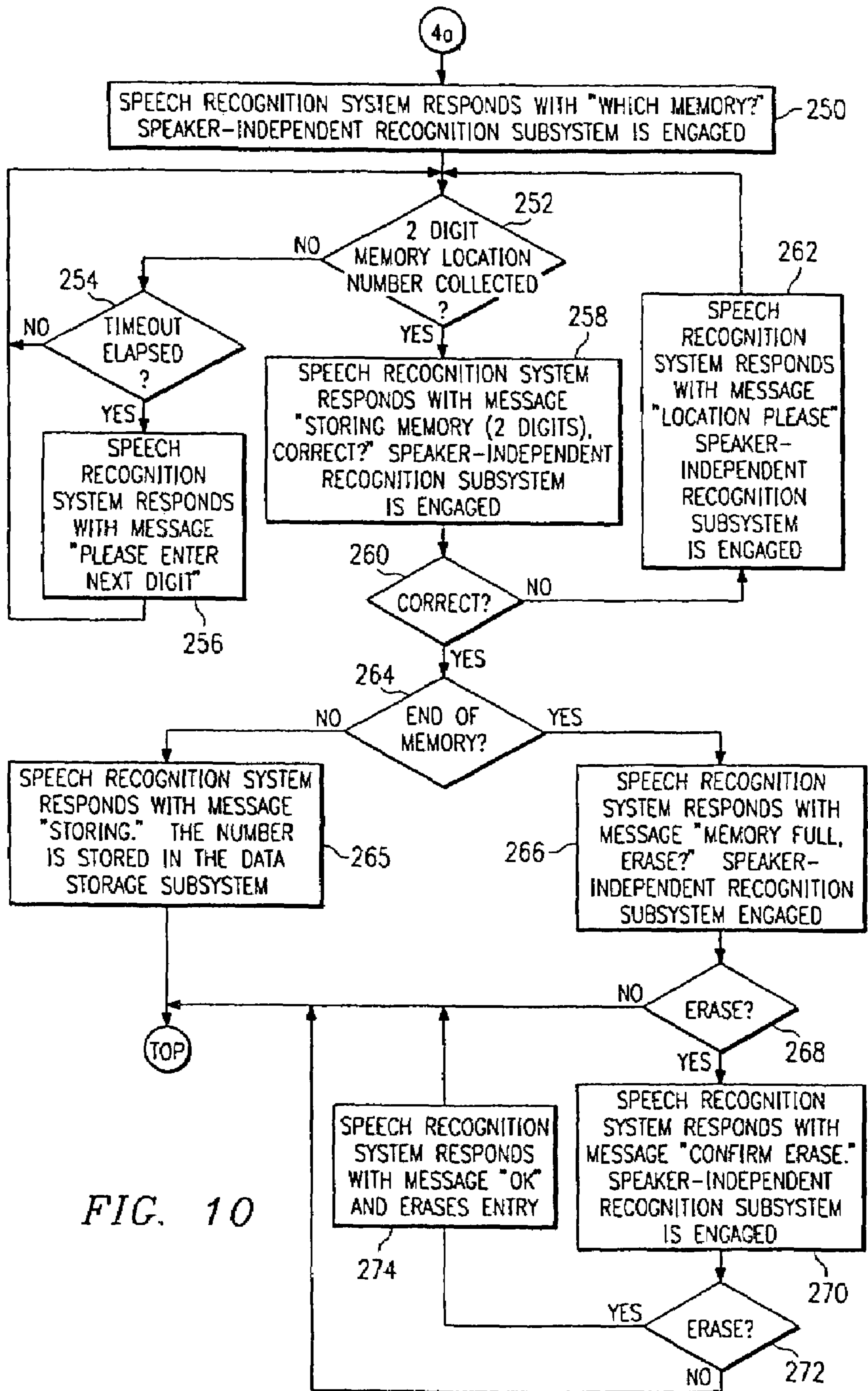


FIG. 10

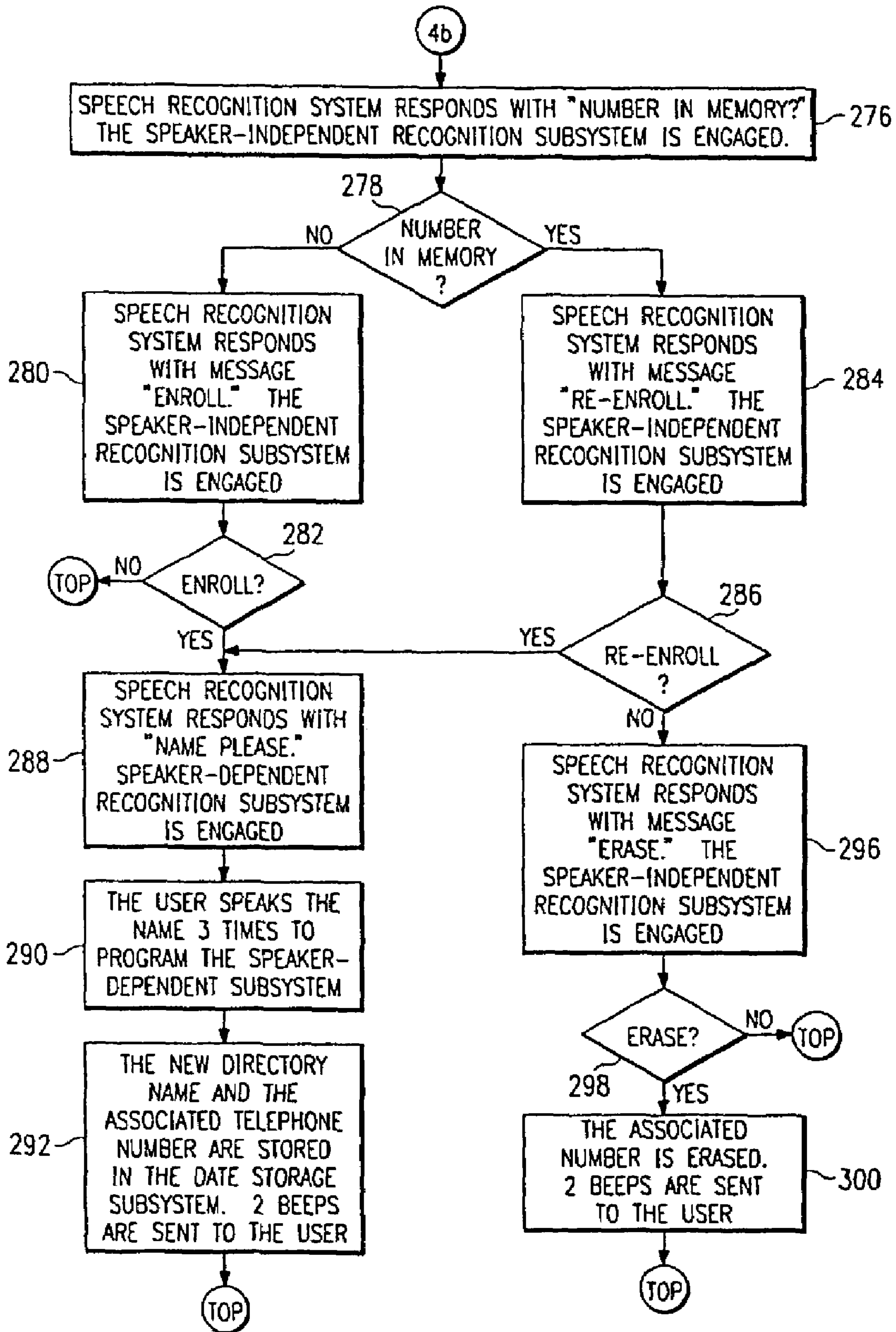


FIG. 11



1

**SPEECH RECOGNITION SYSTEM FOR  
ELECTRONIC SWITCHES IN A  
NON-WIRELINE COMMUNICATIONS  
NETWORK**

CROSS REFERENCE TO RELATED  
APPLICATION

This is a divisional of application Ser. No. 09/722,810, filed Nov. 27, 2000 now U.S. Pat. No. 6,501,966.

This application is a continuation of copending application U.S. Ser. No. 07/867,873 filed Apr. 13, 1992, now U.S. Pat. No. 5,297,183.

TECHNICAL FIELD

This invention is related to telecommunications systems, and more particularly to an electronic digital signal processor-controlled telecommunications system for the recognition of spoken commands and for the directing of telephone calls based on spoken commands.

BACKGROUND OF THE INVENTION

It is well-known that many of the safety hazards of cellular telephone use could be alleviated by utilizing automatic speech recognition. While telephone-based speech recognition systems are known, cellular voice dialing over a mobile telephone exchange ("MTX") presents significant challenges for two basic reasons. First, the recognition technology must accommodate a tremendous range of both remotely-mounted and hand-held microphone types. Second, the signal may be band-limited and degraded in transmission to the MTX where the recognition system will be located. Voice-controlled dialers of the prior art, such as taught in U.S. Pat. No. 4,853,953 to Fujisaki, have not been successfully implemented in the cellular environment.

There is therefore a need for voice recognition systems for use in the cellular, satellite and personal communications network environments that overcome these and other problems of the prior art and that facilitate the use of voice-dialing and other safety and convenience features.

BRIEF SUMMARY OF THE INVENTION

It is therefore an object of the present invention to describe an implementation of a speech recognition system in a cellular or personal communications network environment.

It is a further object of the invention to describe a speech recognition system for use at a mobile telephone exchange (MTX) of a cellular or personal communications network. The placement of the speech recognition system at the MTX significantly reduces cost and increases reliability by enabling the switch vendor to install and maintain the system in conjunction with the cellular switch.

It is another object of the invention to describe a cellular voice dialing system for use in or in conjunction with an MTX of a cellular network.

It is still another object of the invention to use voice recognition techniques to secure access to a cellular or personal communications network.

Another object of the invention is to provide for combined use of speaker-dependent and speaker-independent voice recognition and speaker verification techniques in an MTX of a cellular or personal communications telephone network.

These and other objects of the invention are provided in an advanced system for the recognizing of spoken commands

2

over the cellular telephone or any personal communications (i.e., any non-wireline) network. In the cellular application, for example, a Speech Recognition System interconnects either internally with or as an external peripheral to a cellular telecommunications MTX switch. The Speech Recognition System includes an administrative subsystem, a call processing subsystem, a speaker-dependent recognition subsystem, a speaker-independent recognition subsystem, and a data storage subsystem. The Speech Recognition System also allows for increased efficiency in the cellular telephone network by integrating with the switch or switches as a shared resource. The administrative subsystem of the Speech Recognition System is used to keep statistical logs of pertinent call information. Pre-recorded instructional messages are stored in the memory of the call processing subsystem for instructing a user on his or her progress in using the system. The speaker-independent recognition subsystem allows the user to interact with the system employing non-user specific functions. User specific functions are controlled with the speaker-dependent recognition subsystem. User specific attributes collected by the recognition subsystems are stored in the data storage subsystem.

The foregoing has outlined some of the more pertinent objects of the present invention. These objects should be construed to be merely illustrative of some of the more prominent features and applications of the invention. Many other beneficial results can be attained by applying the disclosed invention in a different manner or modifying the invention as will be described. Accordingly, other objects and a fuller understanding of the invention may be had by referring to the following Detailed Description of the preferred embodiment.

BRIEF DESCRIPTION OF THE DRAWINGS

For a more complete understanding of the present invention and the advantages thereof, reference should be made to the following Detailed Description taken in connection with the accompanying drawings in which:

FIG. 1 is a block diagram of a cellular telephone network incorporating an external switch-based Speech Recognition System according to the present invention;

FIG. 2 is a block diagram of a cellular telephone network incorporating an internal switch-based Speech Recognition System;

FIG. 3 is an upper level block diagram of the Speech Recognition System and data storage subsystem of FIG. 1;

FIG. 4 is a detailed component diagram of the speech recognizer board of the Speech Recognition System of FIGS. 2 and 3;

FIG. 5 is a flowchart showing a Control routine used in the Speech Recognition System;

FIG. 6 is a flowchart of the Dial routine of the invention used by the subscriber to voice dial a telephone number that has been previously-stored by the subscriber;

FIG. 7 is a flowchart of the Call routine used by the subscriber to voice dial a speaker-independent telephone number;

FIG. 8 is a flowchart of the Directory Dialing routine used by the subscriber to recall a previously-stored number using a speaker-dependent directory name;

FIG. 9 is a flowchart of a Store routine used to store subscriber-specific destination number information;

FIG. 10 is a flowchart of a Memory routine used to store speed-dial numbers associated with specific memory locations; and

FIG. 11 is a flowchart of a Directory Storage routine used to store speaker-dependent directory names and associated

3

telephone numbers for use by the subscriber to speed-dial destination numbers based on the associated directory names.

Similar reference characters refer to similar parts or steps throughout the several drawings.

#### DETAILED DESCRIPTION

FIG. 1 is a block diagram of a cellular telephone network incorporating an external switch-based Speech Recognition System according to the present invention. Although the following description is specifically related to use of the Speech Recognition System at or in conjunction with an MTX of a cellular network, it should be appreciated that the System also interconnects either internally with or as an external peripheral to a personal communications network. Indeed, the principles of the invention are applicable to any cellular-like network application, i.e., where a non-wireline communications network is employed for mobile, satellite, portable or personal communications. The Speech Recognition System can also be used as a shared resource through integration with a plurality of such non-wireline communications networks.

Referring now to FIG. 1, an exemplary telephone network is a cellular network 10 having a mobile telephone exchange (MTX) switch 12 connected to a transceiver and an antenna 14. The transceiver is located in each cell of the cellular network and communicates with the MTX to effect transmission and reception of signals to and from the mobile telephone located in vehicle 15. The transceiver is typically connected to the MTX via a leased or dedicated network line 11. The MTX 12 is typically connected to the land-based destinations via telephone network 16.

A cellular mobile telecommunications system connects mobile telecommunications customers, each having a mobile unit, to land-based customers served by a telephone network. Incoming and outgoing calls are routed through a mobile telecommunications switching office connected to a group of cell sites that communicate with mobile units. The mobile telecommunications switching office includes a mobile telephone switching exchange (MTX) for routing the calls between the mobile units and the telephone network. In a typically mobile cellular communications system, there are usually many cells per MTX and several MTX's per system. As used herein, "mobile telecommunications system" refers to cellular, satellite and personal communications network environments.

Each cellular telephone is uniquely identified by two numbers: a serial number ("ESN") encoded in the phone by its manufacturer, and a mobile identification number ("MIN"), which is the cellular telephone number programmed in by the cellular service provider. The service provider operates the MTX 12 and keeps a database of all MIN's (and their associated ESN's). Each time a call is placed by the cellular telephone, the service provider verifies whether the MIN and the associated ESN are authorized. If the MIN and ESN of a cellular phone are not recognized (and the area code or NPA of the MIN indicates that the phone number is outside of the provider's service area), the provider normally allows the call to proceed at least one time. If billing authorization cannot later be verified, however, the MIN and serial number are then placed on an exception list. Subsequent attempts to use the MIN will then be rejected.

According to one embodiment of the invention as shown in FIG. 1, a Speech Recognition System 20 is connected as an external peripheral to the MTX through a set of preferably digital trunk lines. Set 22 is used for incoming signals and set 24 is used for outgoing signals. Other types of signaling, such as CEPT E1 or analog, may also be used besides T1. The

4

Speech Recognition System 20 is connected to a dedicated data storage subsystem 26 through a data network 28. The data storage subsystem is used to store recognition data derived from the subscribers to the voice dialing service as will be described. The Speech Recognition System 20 may be integrated with one or more switches (whether or not cellular) for use as a shared resource via incoming and outgoing trunk sets 30 and 32.

Referring now to FIG. 2, a block diagram shows the cellular telephone network 10' with the Speech Recognition System 20 interconnected internally to the MTX. This is the preferred embodiment of the invention. The hierarchical architecture of the cellular switch includes the central processing unit 33, memory 34, data storage disk 35, cellular interface 36, central office trunk interface 37 and a backplane or switching matrix 38.

The Speech Recognition System 20 includes a number of functional subsystems: an administrative subsystem 21, a call processing subsystem 23, a speaker-dependent recognition subsystem 25, a speaker-independent recognition subsystem 27, and the data storage subsystem 29 (which corresponds to the storage system 26 of FIG. 1). The administrative subsystem 21 of the Speech Recognition System is used to keep statistical logs of pertinent call information. Pre-recorded instructional messages are stored in the memory of the call processing subsystem 23 for instructing a user on his or her progress in using the system. The speaker-independent recognition subsystem 27 allows the user to interact with the system employing non-user specific functions. User specific functions are controlled with the speaker-dependent recognition subsystem 25. User specific attributes collected by the recognition subsystems are stored in the data storage subsystem 29.

FIG. 3 is an upper level block diagram of the Speech Recognition System of FIG. 1. The hierarchical architecture of the System 20 comprises a control central processing unit 40, a speech recognizer board 41, a video drive circuit board 42, a disk drive controller board 43 with associated hard disk drive, telephone interface circuit boards 44, and a local area network ("LAN") interface board 45. A local area network 46 connects these components of the System to the data storage subsystem 29, which comprises a LAN interface board 47, a CPU control board 48 and a mass storage hard drive device 49. As also seen in FIG. 3, a pulse code modulation ("PCM") highway connects the telephone interface boards 44 to the speech recognition board 41. The MTX is also connected to the System 20 through the interface boards 44.

The CPU 40 and associated control programs function as the system administrative subsystem 21 of FIG. 2. The recognizer board 41 acts as the recognition call processing subsystem 23 and the recognition subsystems 25 and 27. Command and control functions are communicated to the recognizer board 41 from the system administrative processor 40 to the recognition call processing subsystem through a system bus. Responses received by the administrative processor from the recognition subsystem indicate primary and secondary recognition responses, error codes and command acknowledgements.

Referring now to FIG. 4, a more detailed schematic diagram is shown of the recognizer board 41 of FIG. 3 and modules 25 and 27 of FIG. 2. The recognizer includes a control digital signal processor ("DSP") 50 having an associated memory 51 for supporting control programs and data. The control DSP 50 in this embodiment of the invention controls a plurality of speech recognition digital signal processors 52a . . . 52d via a control bus 53. The control DSP 50 also connects to an interface processor 54 via a host port

## 5

interface **55**. Interface processor **54** has its own processor memory **56**. A buffer **57** interconnects the interface processor to a system bus interface circuit **58** that interconnects the recognizer board to the system bus.

The PCM highway of FIG. **3** or backplane of FIG. **2** is connected to a PCM highway interface circuit **59** that supplies speech sample information to the control DSP **50** and memory **51** via address and data buses **60** and **61**. Each of the speech recognition DSP's **52a . . . 52d** has an associated memory **62a . . . 62d** and storage buffer **63a . . . 63d**. Buffered address and data buses **64** and **65** interconnect to the address and data buses **60** and **61** through the buffers **66**.

The interface processor **64** converts batch system commands or command blocks received through the system bus interface **58** into singular commands for the control DSP **50**. Similarly, singular responses from the control DSP **50** are buffered by the interface processor **54** and are sent to the administrative processor (of FIGS. **2** and **3**) in code blocks to increase overall system efficiency.

All telephone channel signaling and PCM highway sample transfer is handled by the control DSP **50** through the PCM highway interface **59**. The control DSP **50** is also used to send samples and commands to the four speech recognition DSP's **52a . . . 52d**. Additionally, the DSP's **52** can function to stop outgoing messages based on detection of certain incoming speech energy.

The system data flow is such that recognition commands and responses are sent to and from the administrative processor and the speech recognition DSP's **52** through the control DSP **50**, the interface processor **54**, and the system bus interface **58**. Speech samples are received by the speech recognition DSP's **52** through the PCM highway interface **59** and the control DSP **50**.

The present invention facilitates the implementation of voice-dialing in a cellular telephone or other personal communications network environment. When a user "subscribes" to the service (e.g., with the MTX service provider), it is desirable that certain speech data be collected from the subscriber for security purposes. Thus, upon subscription, the user normally will be asked to provide his or her native language (e.g., English, Spanish, French, etc.), a personal identification number, and personal information related specifically to the subscriber such as a social security number or date of birth. This latter information may be used in an automated query process as will be described to prevent fraudulent use of the cellular or personal telephone network. Once the user information is activated in the system, the user may place or receive telephone calls. Initially, the user will be required to enter speed-dial numbers and their associated directory names.

Referring now to FIG. **5**, a functional flowchart is provided describing the basic control functions of the Speech Recognition System according to the present invention. The routine begins at step **102** when the user dials digits from the cellular telephone. At step **104**, a test is performed to determine if a Speech Recognition System access code has been dialed. If not, the cellular switch processes the call based on the number dialed at step **106** and the routine ends. If the result of the test at step **104** is positive, the routine continues at step **108** during which the switch makes an audio path connection between the user and the Speech Recognition System. At step **110**, the switch sends the user's mobile identification number ("MIN") to the Speech Recognition System. As noted above, the MIN is a unique number associated with a given cellular telephone that is available to the switch each time a telephone call is placed.

## 6

According to the invention, each user who subscribes to the service will have prerecorded a list of destination numbers. At step **110**, these speed-dial numbers, along with speaker-dependent templates and user language type data, are retrieved from the data storage subsystem. As noted above, the data storage subsystem stores such data at predetermined locations that are preferably accessed by the MIN. The routine then continues at step **112** with the Speech Recognition System prompting the user that it is "Ready For Command" or the like. The command is made in the language as determined by the user language type data retrieved at step **110**. At step **114**, the Speech Recognition Systems engages the speaker-independent recognition subsystem to obtain the user response. Depending on the response, one of several different subroutines follow.

If the user states and the system recognizes a "Dial" command, control is passed to the Dial Routine of FIG. **6**. In particular, a test is made at step **116** to determine if the Dial command is recognized. If so, control is transferred to the routine of FIG. **6**. If the response to the test at step **116** is negative, a test is made at step **118** to determine if a "Call" command has been spoken and recognized. If the system recognizes a "Call" Command, control is passed to the Call Routine of FIG. **7**. If the response to the test at step **118** is negative, a test is made at step **120** to determine if a "Directory" command has been spoken and recognized. If the system recognizes a "Directory" Command, control is passed to the Directory Dialing Routine of FIG. **8**.

If the result of the test at step **120** is negative, a test is made at step **122** to determine if the user has spoken a "Quit" command. If so, the routine terminates. If the result of the test at step **122** is negative, the Speech Recognition System responds with a error message in step **124**. A test is then performed at step **126** to determine if a predetermined maximum error count has been reached. If not, control is transferred back to step **114**. If the predetermined maximum error count has been reached, the call and the MIN is transferred to an operator at step **128** and the routine ends.

Referring now to FIG. **6**, the Dial Routine is described in detail. At step **130**, the Speech Recognition System prompts the user with a message, such as "Phone Number Please," and applies the speaker-independent recognizer to collect the digits. A test is performed at step **132** to determine whether a digit has been collected. If not, a test is made at step **134** to determine if a predetermined timeout has elapsed. A negative response to the timeout step returns control back to step **132**. If the outcome of the test at step **134** is positive, the routine performs a test at step **136** to determine if at least the first digit of the phone number to be called has been entered. If so, another test is performed at step **138** to determine if a maximum error count has been reached. If the outcome of the test at step **138** is negative, the Speech Recognition System prompts the user to "please enter next digit" at step **140** and control returns to step **132**.

If, however, the outcome of the test at step **136** is negative, the routine tests to determine whether a maximum error count has been reached at step **142**. If not, control returns to step **130** to request the user to enter the phone number. If the outcome of the test at either step **138** or **142** is positive, the call (with the MIN) is transferred to an operator at step **144** and the routine ends.

If the outcome of the test at step **132** is positive, the recognizer preferably responds with a short beep or other audible indication at step **146**. A test is then made at step **148** to determine if the digit collected is the last digit expected in the string. If not, the digit is saved in a string buffer at step **149** and the routine returns to step **132** to collect another digit. If,

however, the outcome of step 148 is positive, all digits have been collected and the speaker-independent recognition subsystem is engaged at step 150.

At step 152, the subsystem attempts to verify the called number. If the verification command is not recognized, the Speech Recognition System responds at step 154 with a message such as "Error, Please repeat," and control returns back to step 152. If the outcome of the test at step 152 is positive, the telephone number is repeated to the user at step 156 and the speaker-independent recognition subsystem is engaged.

A test is then made at step 158 to determine whether the user (by spoken command) desires to "Store" the number. If yes, the control is transferred to the Store routine of FIG. 9. If the outcome of the test at step 158 is negative, a test 162 is made to determine whether the user has spoken (and the recognizer has recognized) a "Send" command. If not, the Speech Recognition System again plays an error message at step 164 and control is returned to step 158. A positive response to the "Send" test made at step 162 transfers the MIN and the string dialed to the switch for outdialing. Such transfer occurs at step 166. At step 168, the switch dials the telephone number and connects the user to the dialed number.

The Call routine is shown in detail in FIG. 7. The routine begins at step 170 during which the Speech Recognition System responds to the user's "Call" command with a message "Calling." At step 172, the speaker independent recognition subsystem is engaged to obtain the user's response. A test is then made at step 174 to determine if the user speaks a "Memory" command, indicating that the number to be called is to be stored and made available for speed-dialing once a preferably two digit memory location number is subsequently received. If the outcome of the test at step 174 is positive, the Speech Recognition System queries the user "Which memory" and engages the recognition subsystem at step 176. At step 178, a test is made to determine if a two digit memory location has been identified by the user. If a two digit memory location has not been identified, a timeout test is performed at step 180. If timeout occurs, the Speech Recognition System prompts the user to "Please enter next digit" at step 182 and control is returned to step 178. A negative outcome of the timeout test also returns control back to step 178.

A positive outcome of the test at step 178 indicates that the two digit memory code has been received. The routine then recalls the previously-stored telephone number associated with the memory code at step 184. The Speech Recognition System then notifies issues a "Calling" message to the user at step 186.

A user may also retrieve the stored telephone number by speaking one of the speaker-independent key words. Thus, if the outcome of the test at step 174 is negative, the routine continues at step 187 with the user speaking a valid key word associated with one or more previously-stored telephone numbers. Without limitation, such key words include HOME, OFFICE, TIME, SECRETARY, FRIEND, WORK and INFORMATION. A test is then made at step 188 to determine if the work spoken is a valid key word. If not, the system responds with an error message at step 190 and asks the user to speak the word again at step 187. A positive outcome to the test at step 188 transfers control to step 186.

At step 192, the speaker-independent subsystem is again engaged to obtain a user command. A test is made at step 194 to determine whether the user desires to "Verify" the number retrieved. If a "Verify" command is spoken and recognized, the stored number associated with the key word is repeated to the user and the recognizer is engaged at step 196. A test is then made at step 198 to determine whether the user desires to "Clear" the number retrieved and start again. If so, the Speech

Recognition System responds with a "Ready" message at step 200 and control returns to step 187.

If, however, the outcome of the test at either step 194 or step 198 is negative, a test is made at step 202 to determine if a "Send" command has been spoken and recognized. If not, the system responds with an error message at step 204 and returns to step 192. If the user speaks the "Send" message, the Speech Recognition System responds at step 206 with a "Dialing" message. At step 208, the System transfers the MIN and the telephone number to be dialed to the switch for outdialing. The switch dials the telephone number and connects the user to the dialed number at step 210.

Referring now to FIG. 8, a flowchart is shown of the Directory Dialing routine. This routine is called when the user desires to recall and dial some previously-stored telephone numbers using a previously-stored speaker-dependent name. In response to the "Directory" command from the user, the routine plays a message at step 212 to request the name in the directory. Step 212 also engages the speaker-dependent recognition subsystem. A test is then made at step 214 to determine if the name has been collected from the speaker. If no response is obtained, a timeout test is performed at step 216. Failure of the speaker to respond before the end of the timeout causes the issuance of an error message at step 218 and the routine returns to step 214. If the timeout occurs without the speaker's response, control is transferred back to step 212.

A positive outcome of the test at step 214 means that the directory name spoken by the user has been recognized. The routine then continues at step 220 and recalls from the data storage subsystem a number associated with such name. At step 222, the stored number is played to the user and the Speech Recognition System issues a "Correct" prompt. A test is then made at step 224 to determine if the number is correct. If not, control is returned back to step 212. If the outcome of the test at step 224 is positive, then the Speech Recognition System responds with a "Dialing" message at step 226. At step 228, the System transfers the MIN and the telephone number to be dialed to the switch for outdialing. The switch dials the telephone number and connects the user to the dialed number at step 230.

Referring now to the Store routine FIG. 9, a flowchart is shown of a routine used by the subscriber to store telephone numbers for the two digit memory codes, keywords, and directory names to be later dialed. The routine begins in response to receipt of a speaker-independent "Store" command spoken by the user to update the speed-dial list whenever necessary. At step 232, the routine responds to the command with a "Storing" message and engages the speaker-independent recognition subsystem. A test is then made at step 234 to determine whether the user desires to store two digit memory codes. If so, control is transferred to the Memory routine of FIG. 10. If the outcome of the test at step 234 is negative, a test is made at step 236 to determine whether the user desires to store a Directory name or a number associated with a Directory name. If so, control is transferred to the Directory Storage routine of FIG. 11. If the outcome of the test at step 236 is negative, then the system will expect to receive a key word for association with the number to be stored at step 238. A test is thus made at step 240 to determine whether the subscriber has spoken a valid key word. If not, the system responds with an error message at step 242 and control is returned to step 234. If the outcome of the test at step 240 is positive, the Speech Recognition System makes an inquiry "Storing (key word), correct" and engages the speaker-independent recognition subsystem at step 244. A test is then made at step 246 to determine if the user selection is correct. If not, the Speech Recognition System issues a

“Location, please” prompt at step 248 and returns to step 240. A positive outcome of the test at step 246 causes the system to issue a “Storing” prompt while a number associated with the keyword is stored in the data storage subsystem in step 249. Control is then returned to step 112 in FIG. 5.

The Memory routine is shown in FIG. 10. The routine begins at step 250 by inquiring “Which memory” and engages the speaker-independent recognition subsystem. At step 252, a test is made to determine if a two digit memory location number has been collected from the user. A timeout test is then performed at step 254. If timeout occurs, the Speech Recognition System prompts the user to “Please enter next digit” at step 256 and control is returned to step 252. A negative outcome of the timeout test also returns control back to step 252.

A positive outcome of the test at step 252 indicates that the two digit memory code has been collected from the subscriber. At step 258, the Speech Recognition System responds with a message “Storing memory (2 digits), correct” and engages the speaker-independent recognition subsystem. A test is then made at step 260 to confirm that the subscriber is storing the telephone number in the appropriate location. If not, the Speech Recognition System issues a “Location, please” prompt at step 262 and returns to step 252. A positive outcome of the test at step 260 then causes the routine to test at step 264 whether the memory is already filled up with stored codes. If not, the system issues a “Storing” message and stores the number in the data storage subsystem at step 265. If, however, the response to the test at step 264 is affirmative, the Speech Recognition System issues a “Memory full, erase?” message and engages the speaker-independent recognition subsystem at step 266. A test is then performed at step 268 to determine whether the speaker wishes to erase a memory location. If not, control returns to step 112 in FIG. 5.

If the subscriber desires to erase a given memory location code, the system issues a “Confirm erase” message at step 270 and engages the speaker-independent recognizer. An erase test is then performed again at step 272 to confirm that the subscriber wishes to erase the specified memory location. A negative outcome of the test at step 272 returns control to step 112 in FIG. 5. A positive outcome of the erase test at step 272 causes the system to issue an acknowledgment at step 274. Control then returns to step 112 in FIG. 5.

Referring now to FIG. 11, a flowchart is shown of the Directory Storage routine. The routine begins at step 276 in response to a positive response to the Directory inquiry performed in step 236 in FIG. 9 (i.e., receipt of the Directory command). Step 276 issues a prompt to the subscriber to determine if a “Number in Memory” has been previously associated with a Directory name. A test is then performed at step 278 to determine if the Number in memory has been previously stored. If not, the Speech Recognition System responds by issuing an “Enroll” message and engages the speaker-independent recognition subsystem at step 280. A test is then made at step 282 to determine whether the subscriber wishes to enroll. If not, the routine terminates and returns to step 112 in FIG. 5.

If the outcome of the test at step 278 is affirmative, the Speech Recognition System issues a message “Re-enroll” and engages the speaker-independent recognition subsystem at step 284. A test is then made at step 286 to determine whether the subscriber wishes to re-enroll the directory name. If yes, or if the outcome of the test at step 282 is positive, the routine continues at step 288 and issues a “Name Please” message and engages the speaker-dependent recognition subsystem. The user then speaks the name a predetermined number (e.g., three (3) times) at step 290 to program the speaker-

dependent subsystem. The new directory name and the associated telephone number are then stored in the data storage subsystem in step 292. Control is then returned to step 112 in FIG. 5.

5 If the outcome of the test at step 286 is negative, the Speech Recognition System issues a message “Erase” and engages the speaker-independent recognition subsystem at step 296. A test is then made at step 298 to determine whether the subscriber wishes to erase the directory number. If so, the associated number is erased at step 300. Control is then returned to step 112 in FIG. 5.

10 It should be appreciated that the specific names of the commands are merely exemplary and should not be taken by way of limitation. Other suitable command names are of course suitable.

15 As noted above, each cellular telephone is uniquely identified with its MIN and ESN. In the prior art, the service provider operates the MTX 12 and keeps a database of all MIN’s (and their associated ESN’s). Each time a call is placed by the cellular telephone, the service provider verifies whether the MIN and the associated ESN are authorized. If the MIN and ESN of a cellular phone are not recognized in the switch database, the provider normally allows the call to proceed at least one time. If billing authorization cannot later be verified, however, the MIN and serial number are then placed on an exception list. Subsequent attempts to use the MIN will then be rejected.

20 Such fraudulent use of the cellular network is ameliorated by the present invention. According to another feature of the invention, the Speech Recognition System also includes a positive identification function that enables the system under certain circumstances to test whether the user associated with a received MIN (whether in or out of the service area) is an authorized subscriber to the service. For example, after a call is voice-dialed and the Send command is spoken, the system might prompt the caller to answer one or more personal questions. Thus, the caller might be requested to speak the social security and/or account number of the subscriber (purportedly associated with the MIN and ESN). Alternatively, the caller can be prompted to enter such identifying information manually through the telephone keypad. Of course, the nature and scope of the personal information requested by the system depends entirely on the system operator and the degree of security sought by the subscriber and operator.

25 Such a system could also be used to prevent a local call being placed from a stolen vehicle, for example, i.e., even if the MIN was recognized in the service provider’s database. It could also be used to limit access to the voice-dialing function from the subscriber’s phone to certain persons. Thus the subscriber may limit his or her children or others from using the phone without the subscriber’s knowledge. If the user cannot provide proper answers to such questions, the system rejects the SEND command and the call is terminated. Correct entry of the requested information enables the caller to continue his or her access to the service.

30 Alternatively the identification function may be implemented in conjunction with a speaker verification function in which the user’s identity must first be verified with some spoken predetermined personal identification code. If the verification function is not “convinced” that the person is who he or she claims to be, the identification function is then executed to ask the follow-up questions. One such system is described in copending application Ser. No. 07/523,486, filed May 15, 1990, to Hunt et al, titled “Simultaneous Speaker-Independent Voice Recognition And Verification Over A Telephone Network,” assigned to the assignee of the present invention.

The present invention has numerous advantages over the prior art. The system combines the use of both speaker-dependent and speaker-independent speech recognition in an mobile or portable telephone communications network environment. Multiple language prompts are spoken from and available simultaneously on multiple ports from a single automated telecommunications-based system. The language selected is based on the language spoken by the user. The system advantageously stores user specific speaker-dependent and speaker-independent speech information with particular user-based addresses.

The invention successfully implements speech recognition in the cellular telephone or personal communications network. Non-wireline networks provide a special challenge to both the recognition algorithm developers as well as the applications developers. The recognition algorithm in conjunction with the system application is insensitive to the radio fading, speech clipping, and speech compression conditions that occur in a non-wireline network. In addition, the recognition algorithm accommodates conditions found in the standard switched network. The invention provides a means of accurately recognizing speech that has limited distortion due to clipping or fading and provides a means of reprompting the user for input when the speech has become too distorted for accurate recognition.

Previously, only the best examples of spoken words have been used as tokens for developing speech vocabularies. By collecting speech that has been compressed or that although distorted by radio fading or clipping is still intelligible and by adding this collected speech to the speech training database, the vocabulary based on such data becomes more robust and less sensitive to these conditions. Adding the distorted but intelligible data to the training database of excellent example words allows for a more diverse statistical representation of each vocabulary word. Words that might have been previously rejected, because part of the word was clipped can now be recognized if enough intelligible information is available. If the statistical representation of the word indicates that not enough information is available for accurate recognition, the recognition system will reject the word and reprompt the user for input.

The invention also enables real-time vocabulary uploading. Previously, speech recognition vocabularies were stored in memory and were not updated or totally changed during the operation of an application. The present invention solves the problem of allowing speech recognition vocabularies to be loaded into a recognition system while an application is in operation. This capability allows for less high speed memory to be used in a system, because an entire set of vocabularies is not required to be resident in memory at one time. This capability also allows for efficient memory management when multiple languages are used, because only the language required by the system user need be resident in memory at any one time. Previously, all possible languages required by users would have been stored in memory simultaneously.

Both continuous and discrete recognition techniques are used in the Speech Recognition System of the present invention.

It should be appreciated by those skilled in the art that the specific embodiments disclosed above may be readily utilized as a basis for modifying or designing other structures for carrying out the same purposes of the present invention. It should also be realized by those skilled in the art that such equivalent constructions do not depart from the spirit and scope of the invention as set forth in the appended claims.

What is claimed is:

1. A method for voice activated dialing in a mobile telecommunications system, the method comprising:
  - at a switching office of a wireless network, receiving a voice input from a remote wireless network user;
  - using automatic speech recognition to determine a telephone number to be dialed by:
    - when the voice input is a first input type, accepting from the voice input a sequence of digits for use as the telephone number; and
    - when the voice input is a second input type, accepting from the voice input a keyword associated with the telephone number; and
  - initiating a telephone call by dialing the telephone number.
2. A method according to claim 1, wherein the telephone number was previously stored in association with the keyword.
3. A method according to claim 2, wherein the keyword is a name of a person associated with the previously stored telephone number.
4. A method according to claim 2, wherein the keyword is a location modifier associated with the previously stored telephone number.
5. A method according to claim 4, wherein the location modifier is home, work or office.
6. A method according to claim 2, wherein the keyword is a relationship modifier descriptive of a person associated with the previously stored telephone number.
7. A method according to claim 1, further comprising:
  - after receiving the voice input, verifying the voice input by repeating it back to the user.
8. A method according to claim 1, further comprising:
  - before initiating the telephone call, verifying the user's identity.
9. A method according to claim 1, further comprising:
  - before receiving the voice input, prompting the user to enter the voice input.
10. A voice activated dialing apparatus using a method according to any one of claim 1.
11. A wireless communications network using a method according to any one of claims 1.
12. A method for voice activated dialing in a mobile telecommunications system, the method comprising:
  - receiving a voice input from a wireless network user;
  - determining a telephone number to be dialed by:
    - when the voice input is a first input type, using speaker independent speech recognition to interpret the voice input to determine the telephone number; and
    - when the voice input is a second input type, using speaker dependent speech recognition to interpret the voice input to determine the telephone number; and
  - initiating a telephone call by dialing the telephone number.
13. A method according to claim 12, wherein the second input type represents a keyword associated with a previously stored telephone number.
14. A method according to claim 13, wherein the keyword is a location modifier associated with the previously stored telephone number.
15. A method according to claim 13, wherein the keyword is a name of a person associated with the previously stored telephone number.
16. A method according to claim 13, wherein the keyword is a relationship modifier descriptive of a person associated with the previously stored telephone number.
17. A method according to claim 12, wherein the first input type includes digits spoken by the wireless network user.

## 13

18. A method according to claim 12, further comprising:  
after receiving the voice input, verifying the voice input by  
repeating it back to the user.
19. A method according to claim 12, further comprising:  
before initiating the telephone call, verifying the user's  
identity.
20. A method according to claim 12, further comprising:  
before receiving the voice input, prompting the user to  
enter the voice input.
21. A voice activated dialing apparatus using a method  
according to any one of claim 12.
22. A wireless communications network using a method  
according to any one of claims 12.
23. A method for voice activated dialing in a mobile tele-  
communications system, the method comprising:  
receiving a voice input from a wireless network user;  
determining a telephone number to be dialed by:  
when the voice input is a first input type, accepting from  
the voice input a sequence of digits for use as the  
telephone number,  
when the voice input is a second input type, accepting  
from the voice input a voice-enrolled name associated  
with the telephone number, and  
when the voice input is a third type, accepting from the  
voice input a non-voice-enrolled keyword associated  
with the telephone number; and  
initiating a telephone call by dialing the telephone number.

## 14

24. A method according to claim 23, wherein speaker-  
dependent speech recognition is used for accepting the voice-  
enrolled name.
25. A method according to claim 23, wherein speaker-  
independent speech recognition is used for accepting the  
non-voice-enrolled keyword.
26. A method according to claim 23, wherein the keyword  
is a name of a person associated with the telephone number.
27. A method according to claim 23, wherein the keyword  
is a location modifier associated with the telephone number.
28. A method according to claim 27, wherein the location  
modifier is home, work or office.
29. A method according to claim 23, wherein the keyword  
is a relationship modifier descriptive of a person associated  
with the telephone number.
30. A method according to claim 23, further comprising:  
after receiving the voice input, verifying the voice input by  
repeating it back to the user.
31. A method according to claim 23, further comprising:  
before initiating the telephone call, verifying the user's  
identity.
32. A method according to claim 23, further comprising:  
before receiving the voice input, prompting the user to enter  
the voice input.
33. A voice activated dialing apparatus using a method  
according to any one of claim 23.
34. A wireless communications network using a method  
according to any one of claim 23.

\* \* \* \* \*