

US007494956B2

(12) **United States Patent**  
**Gauvry et al.**

(10) **Patent No.:** **US 7,494,956 B2**  
(45) **Date of Patent:** **Feb. 24, 2009**

(54) **AMIDOACETONITRILE DERIVATIVES**

(75) Inventors: **Noëlle Gauvry**, Kembs-Loeche (FR);  
**Thomas Goebel**, Lörrach (DE); **Pierre**  
**Ducray**, Village-Neuf (FR); **François**  
**Pautrat**, Mulhouse (FR); **Ronald**  
**Kaminsky**, Lugnorre (CH); **Martin**  
**Jung**, Vallamand-Dessus (CH)

(73) Assignee: **Novartis AG**, Basel (CH)

(\*) Notice: Subject to any disclaimer, the term of this patent is extended or adjusted under 35 U.S.C. 154(b) by 285 days.

(21) Appl. No.: **10/577,369**

(22) PCT Filed: **Nov. 5, 2004**

(86) PCT No.: **PCT/EP2004/012559**

§ 371 (c)(1),  
(2), (4) Date: **Jun. 26, 2006**

(87) PCT Pub. No.: **WO2005/044784**

PCT Pub. Date: **May 19, 2005**

(65) **Prior Publication Data**

US 2007/0072944 A1 Mar. 29, 2007

(30) **Foreign Application Priority Data**

Nov. 6, 2003 (EP) ..... 03025290  
Feb. 6, 2004 (GB) ..... 0402677.9

(51) **Int. Cl.**

**A01N 37/34** (2006.01)  
**C07C 255/50** (2006.01)

(52) **U.S. Cl.** ..... **504/310**; 558/303; 558/388;  
558/389; 558/390; 558/392

(58) **Field of Classification Search** ..... 504/310;  
558/303, 388, 389, 390, 392

See application file for complete search history.

(56) **References Cited**

**U.S. PATENT DOCUMENTS**

4,515,731 A 5/1985 Bachman et al.  
7,052,707 B2 5/2006 Bouvier et al.  
7,063,856 B2 6/2006 Bouvier et al.  
7,084,280 B2 8/2006 Ducray et al.

7,091,371 B2 8/2006 Ducray et al.  
7,148,255 B2 12/2006 Bouvier et al.  
7,153,814 B2 12/2006 Bouvier et al.  
7,250,436 B2 7/2007 Ducray et al.  
7,262,209 B2 8/2007 Goebel et al.  
7,279,495 B2 10/2007 Ducray et al.  
7,304,018 B2 12/2007 Ducray et al.  
2004/0082624 A1 4/2004 Ducray et al.  
2004/0209950 A1 10/2004 Ducray et al.  
2004/0220055 A1 11/2004 Ducray et al.  
2004/0242913 A1 12/2004 Ducray et al.  
2005/0182127 A1 8/2005 Ducray et al.  
2005/0222448 A1 10/2005 Steiger et al.  
2006/0128801 A1 6/2006 Ducray et al.  
2007/0037881 A1 2/2007 Goebel et al.  
2008/0045601 A1 2/2008 Ducray et al.  
2008/0194693 A1 8/2008 Gauvry et al.

**FOREIGN PATENT DOCUMENTS**

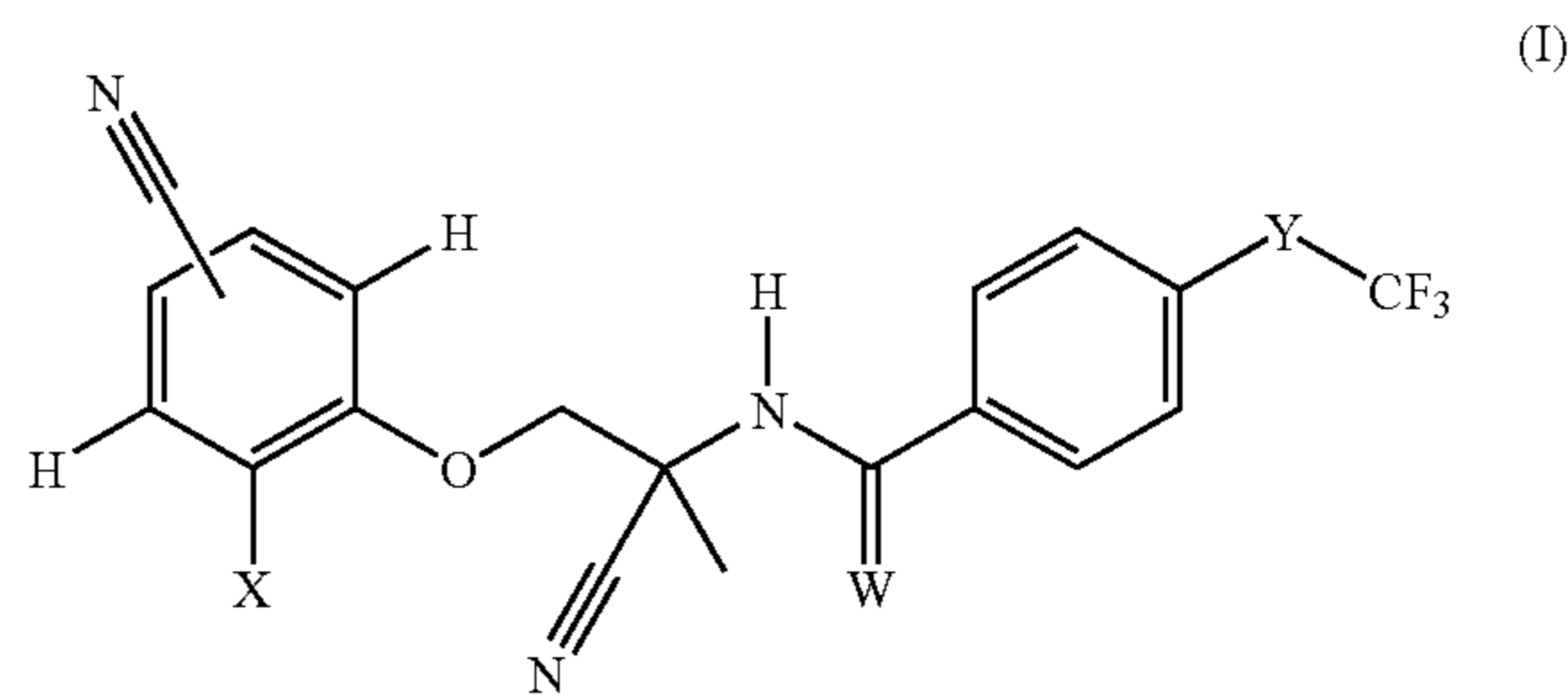
EP 0 953 565 11/1999  
FR 1 441 499 6/1966  
WO WO 02/060257 A1 8/2002  
WO WO 03/004474 A1 1/2003  
WO WO 03/059868 A1 7/2003  
WO WO 2004/000793 A2 12/2003  
WO WO 03/104187 4/2006

*Primary Examiner*—Golam M Shameem

(74) *Attorney, Agent, or Firm*—Womble Carlyle Sandridge & Rice PLLC

(57) **ABSTRACT**

The invention relates to compounds of the general formula (I) wherein X, Y and W have the significances given in claim 1 and optionally the enantiomers thereof. The active ingredients have advantageous pesticidal properties. They are especially suitable for controlling parasites in and on warm-blooded animals.



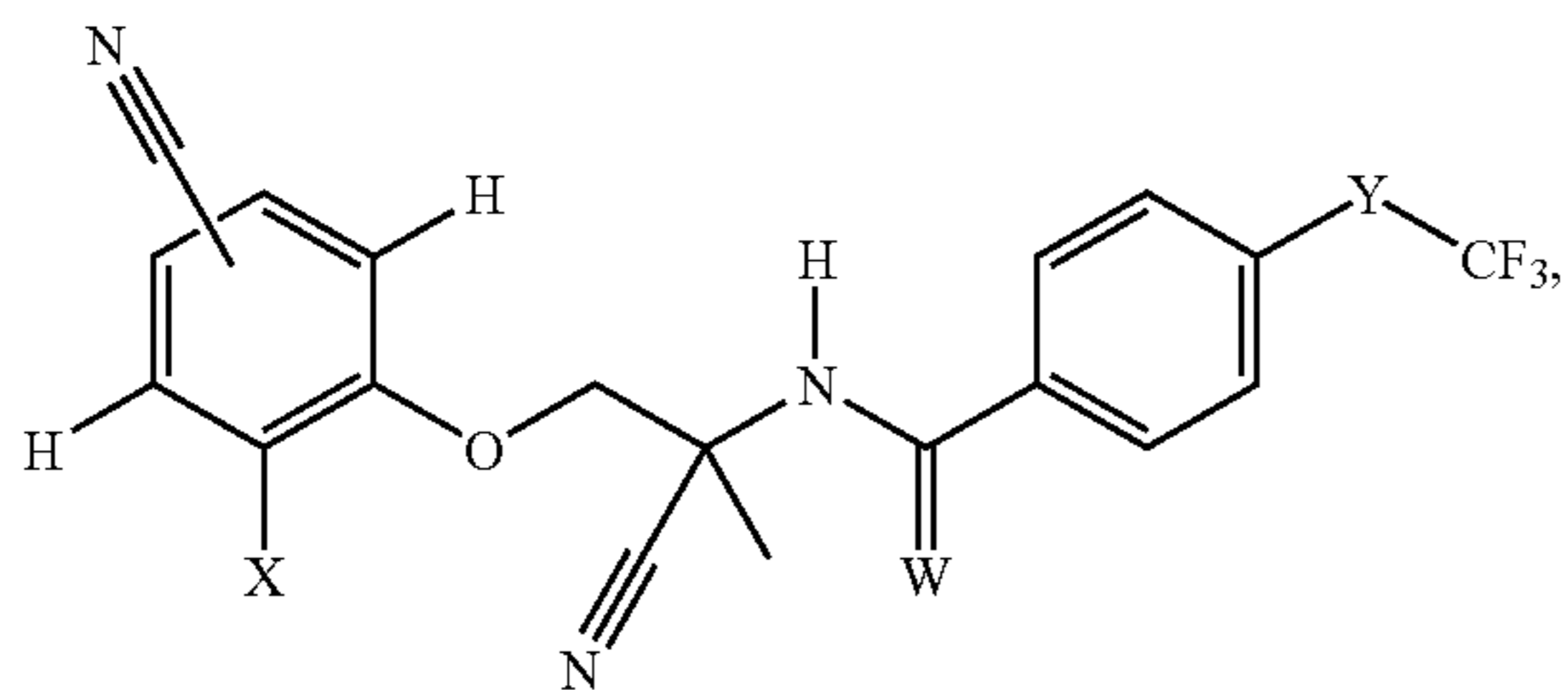
**23 Claims, No Drawings**

1

## AMIDOACETONITRILE DERIVATIVES

This application is a National Phase Application under § 371 of International Application Number PCT/EP2004/012559 filed on Nov. 5, 2004.

The present invention relates to new amidoacetonitrile compounds of formula



wherein

X signifies Cl, Br or CF<sub>3</sub>;

Y signifies a single bond, O, S, S(O) or S(O)<sub>2</sub>; and

W signifies O or S;

optionally diastereoisomers, enantiomers and/or tautomers, each respectively in free form or in salt form, their preparation and usage in the control of endo- and ectoparasites, especially helminths, in and on warm-blooded animals, especially productive livestock and domestic animals, as well as on plants, furthermore pesticides which contain at least one of these compounds.

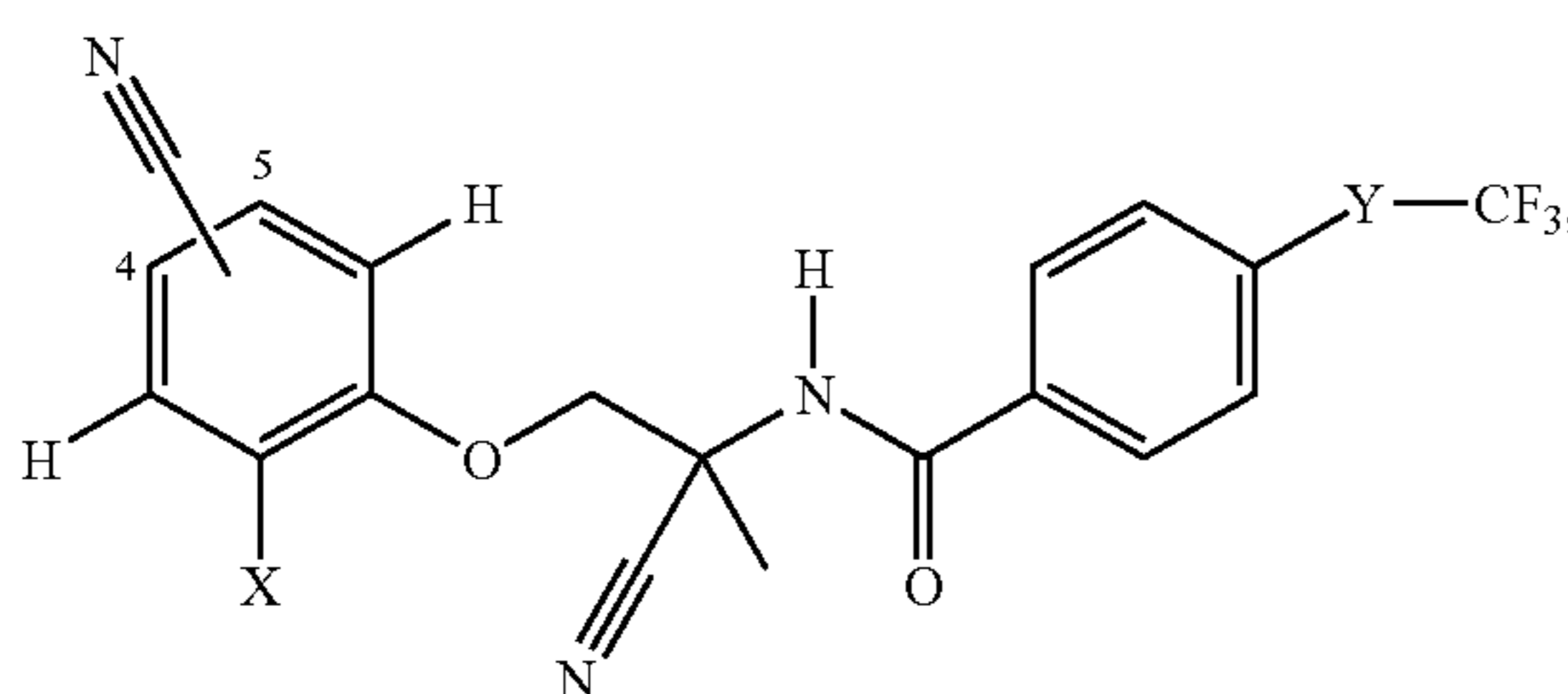
Substituted amidoacetonitrile compounds having pesticidal activity are described for example in EP-0.953.565 A2. However, the active ingredients specifically disclosed therein cannot always fulfil the requirements regarding potency and activity spectrum. There is therefore a need for active ingredients with improved pesticidal properties. It has now been found that the amidoacetonitrile compounds of formula I have excellent pesticidal properties, especially against endo- and ecto-parasites in and on warm-blooded animals and plants.

Further studies of the pesticidal properties of these compounds have shown that they can be separated into three subsets, each of them with a varying activity spectrum: a group where Y is a single bond, a second one where Y is O, and finally a group where Y is S, S(O) or S(O)<sub>2</sub>. Within each of these subsets the following embodiments within the scope of the invention are preferred:

(1) A compound of formula I, wherein

W signifies S.

(2) A compound of formula



2

wherein

Y is a single bond; and

X signifies Cl or CF<sub>3</sub>,

especially CF<sub>3</sub>;

(3) A compound of formula Ia, wherein

Y is O; and

X signifies Cl or CF<sub>3</sub>,

especially CF<sub>3</sub>;

(4) A compound of formula Ia, wherein

Y is S or S(O)<sub>2</sub>;

especially S; and

X signifies Cl or CF<sub>3</sub>,

especially CF<sub>3</sub>;

(5) A compound of formula Ia, selected from the group

consisting of

N-[1-cyano-1-methyl-2-(4-cyano-2-chlorophenoxy)-ethyl]-4-trifluoromethylbenzamide;

N-[1-cyano-1-methyl-2-(4-cyano-2-bromophenoxy)-ethyl]-4-trifluoromethylbenzamide;

N-[1-cyano-1-methyl-2-(4-cyano-2-trifluoromethylphenoxy)-ethyl]-4-trifluoromethylbenzamide;

N-[1-cyano-1-methyl-2-(5-cyano-2-chlorophenoxy)-ethyl]-4-trifluoromethylbenzamide;

N-[1-cyano-1-methyl-2-(5-cyano-2-bromophenoxy)-ethyl]-4-trifluoromethylbenzamide; and

N-[1-cyano-1-methyl-2-(5-cyano-2-trifluoromethylphenoxy)-ethyl]-4-trifluoromethylbenzamide;

(6) A compound of formula Ia, selected from the group

consisting of

N-[1-cyano-1-methyl-2-(4-cyano-2-chlorophenoxy)-ethyl]-4-trifluoromethoxybenzamide;

N-[1-cyano-1-methyl-2-(4-cyano-2-bromophenoxy)-ethyl]-4-trifluoromethoxybenzamide;

N-[1-cyano-1-methyl-2-(4-cyano-2-trifluoromethylphenoxy)-ethyl]-4-trifluoromethoxybenzamide;

N-[1-cyano-1-methyl-2-(5-cyano-2-chlorophenoxy)-ethyl]-4-trifluoromethoxybenzamide;

N-[1-cyano-1-methyl-2-(5-cyano-2-bromophenoxy)-ethyl]-4-trifluoromethoxybenzamide; and

N-[1-cyano-1-methyl-2-(5-cyano-2-trifluoromethylphenoxy)-ethyl]-4-trifluoromethoxybenzamide;

(7) A compound of formula Ia, selected from the group

consisting of

N-[1-cyano-1-methyl-2-(4-cyano-2-chlorophenoxy)-ethyl]-4-trifluoromethylsulfanylbenzamide;

N-[1-cyano-1-methyl-2-(4-cyano-2-bromophenoxy)-ethyl]-4-trifluoromethylsulfanylbenzamide;

N-[1-cyano-1-methyl-2-(4-cyano-2-trifluoromethylphenoxy)-ethyl]-4-trifluoromethylsulfanylbenzamide;

N-[1-cyano-1-methyl-2-(5-cyano-2-chlorophenoxy)-ethyl]-4-trifluoromethylsulfanylbenzamide;

N-[1-cyano-1-methyl-2-(5-cyano-2-bromophenoxy)-ethyl]-4-trifluoromethylsulfanylbenzamide;

N-[1-cyano-1-methyl-2-(5-cyano-2-trifluoromethylphenoxy)-ethyl]-4-trifluoromethylsulfanylbenzamide;

N-[1-cyano-1-methyl-2-(4-cyano-2-chlorophenoxy)-ethyl]-4-trifluoromethylsulfonylbenzamide;

N-[1-cyano-1-methyl-2-(4-cyano-2-bromophenoxy)-ethyl]-4-trifluoromethylsulfonylbenzamide;

N-[1-cyano-1-methyl-2-(4-cyano-2-trifluoromethylphenoxy)-ethyl]-4-trifluoromethylsulfonylbenzamide;

N-[1-cyano-1-methyl-2-(5-cyano-2-chlorophenoxy)-ethyl]-4-trifluoromethylsulfonylbenzamide;

N-[1-cyano-1-methyl-2-(5-cyano-2-bromophenoxy)-ethyl]-4-trifluoromethylsulfonylbenzamide; and

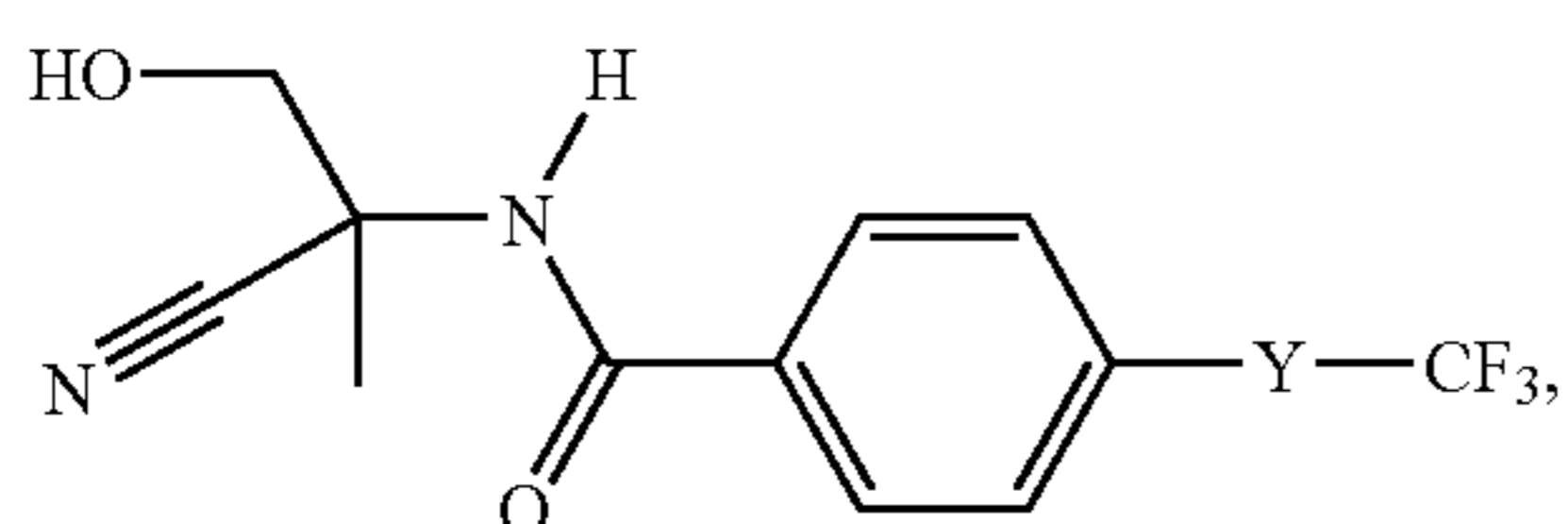
N-[1-cyano-1-methyl-2-(5-cyano-2-trifluoromethylphenoxy)-ethyl]-4-trifluoromethylsulfonylbenzamide;

3

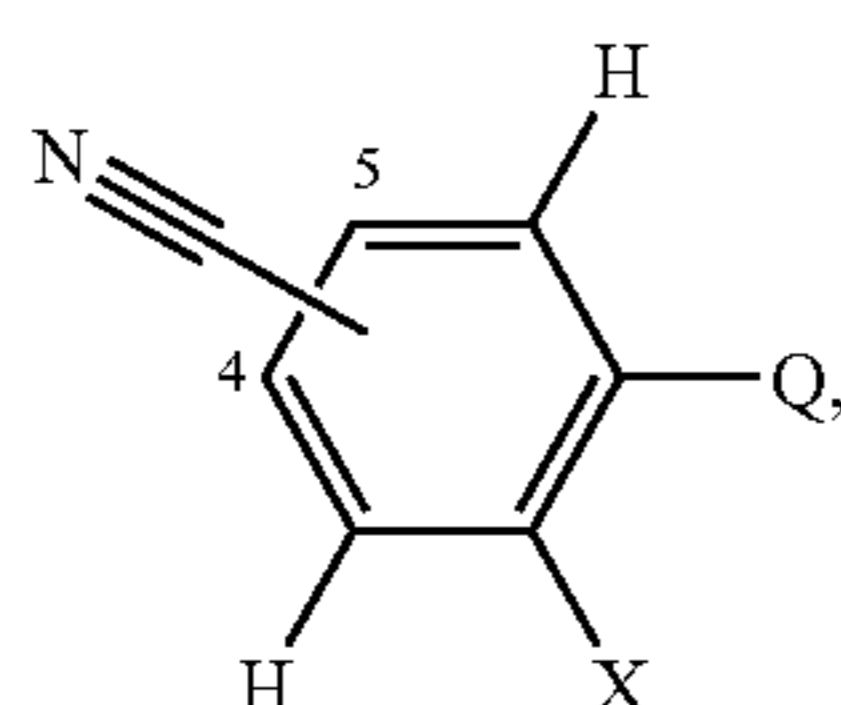
N-[1-cyano-1-methyl-2-(4-cyano-2-chlorophenoxy)-ethyl]-4-trifluoromethylsulfonylbenzamide;  
 N-[1-cyano-1-methyl-2-(4-cyano-2-bromophenoxy)-ethyl]-4-trifluoromethylsulfonylbenzamide;  
 N-[1-cyano-1-methyl-2-(4-cyano-2-trifluoromethylphenoxy)-ethyl]-4-trifluoromethylsulfonylbenzamide;  
 N-[1-cyano-1-methyl-2-(5-cyano-2-chlorophenoxy)-ethyl]-4-trifluoromethylsulfonylbenzamide;  
 N-[1-cyano-1-methyl-2-(5-cyano-2-bromophenoxy)-ethyl]-4-trifluoromethylsulfonylbenzamide; and  
 N-[1-cyano-1-methyl-2-(5-cyano-2-trifluoromethylphenoxy)-ethyl]-4-trifluoromethylsulfonylbenzamide.

Within the context of the invention, particular preference is given to the compounds named in the synthesis examples.

A further object of the invention is the process for the preparation of the compounds of formula I, where W is O, respectively in free form or in salt form, for example characterised in that a compound of formula



which is known or may be produced analogously to corresponding known compounds, and wherein Y is defined as given for formula I, is reacted with a compound of formula



which is known or may be prepared analogously to corresponding known compounds, and wherein X is defined as given for formula I and Q is a leaving group, optionally in the presence of a basic catalyst, and if desired, a compound of formula I, where W is O, obtainable according to the presented method or in another way, respectively in free form or in salt form, is either converted to a compound of formula I, where W is S, e. g. by reaction with  $P_4S_{10}$ , or into another compound of formula I, a mixture of isomers obtainable according to the presented method is separated and the desired isomer isolated and/or a free compound of formula I obtainable according to the presented method is converted into a salt or a salt of a compound of formula I obtainable according to the presented method is converted into the free compound of formula I or into another salt.

What has been stated above for salts of compounds I also applies analogously to salts of the starting materials listed hereinabove and hereinbelow.

The reaction partners can be reacted with one another as they are, i.e. without the addition of a solvent or diluent, e.g. in the melt. In most cases, however, the addition of an inert solvent or diluent, or a mixture thereof, is of advantage. Examples of such solvents or diluents are: aromatic, aliphatic and alicyclic hydrocarbons and halogenated hydrocarbons, such as benzene, toluene, xylene, mesitylene, tetraline, chlo-

4

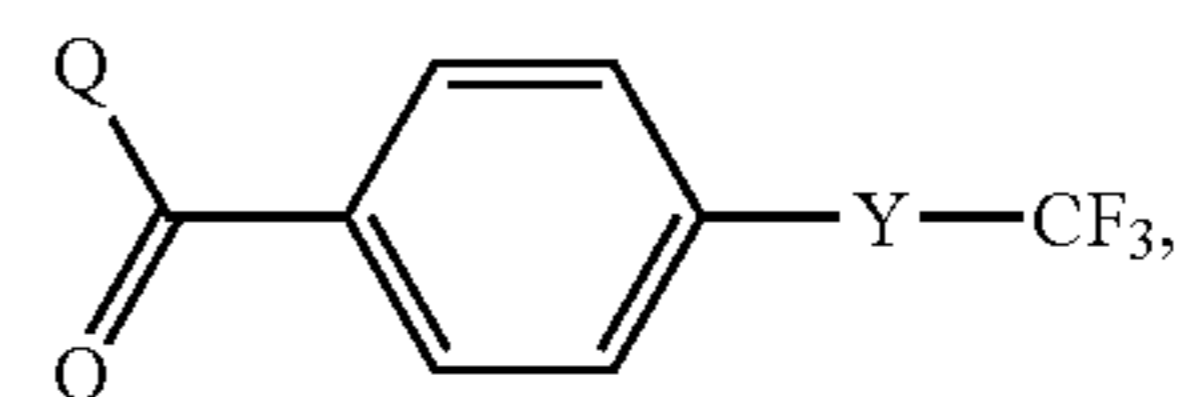
robenzene, dichlorobenzene, bromobenzene, petroleum ether, hexane, cyclohexane, dichloromethane, trichloromethane, tetrachloromethane, dichloroethane, trichloroethene or tetrachloroethene; ethers, such as diethyl ether, dipropyl ether, diisopropyl ether, dibutyl ether, tert-butyl methyl ether, ethylene glycol monomethyl ether, ethylene glycol monoethyl ether, ethylene glycol dimethylether, dimethoxydiethylether, tetrahydrofuran or dioxane; ketones such as acetone, methyl ethyl ketone or methyl isobutyl ketone; amides such as N,N-dimethylformamide, N,N-diethylformamide, N,N-dimethylacetamide, N-methylpyrrolidone or hexamethylphosphoric acid triamide; nitriles such as acetonitrile or propionitrile; and sulfoxides, such as dimethyl sulfoxide. Preferred is tetrahydrofuran.

Preferred leaving groups Q are halogens, tosylates, mesylates and triflates, most preferably halogens, especially fluorine.

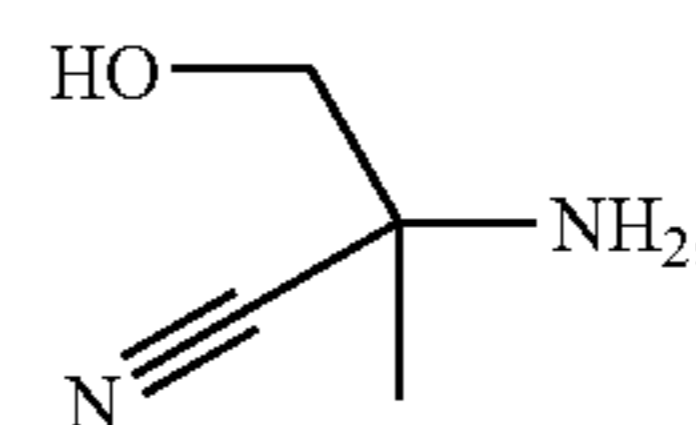
Suitable bases for facilitating the reaction are e.g. alkali metal or alkaline earth metal hydroxides, hydrides, amides, alkanolates, acetates, carbonates, dialkylamides or alkylsilylamides; alkylamines, alkylenediamines, optionally N-alkylated, optionally unsaturated, cycloalkylamines, basic heterocycles, ammonium hydroxides, as well as carbocyclic amines. Those which may be mentioned by way of example are sodium hydroxide, hydride, amide, methanolate, acetate, carbonate, potassium tert.-butanolate, hydroxide, carbonate, hydride, lithium diisopropylamide, potassium bis(trimethylsilyl)-amide, calcium hydride, triethylamine, diisopropylethylamine, triethylenediamine, cyclohexylamine, N-cyclohexyl-N,N-dimethylamine, N,N-diethylaniline, pyridine, 4-(N,N-dimethylamino)pyridine, quinuclidine, N-methylmorpholine, benzyltrimethylammonium hydroxide, as well as 1,5-diazabicyclo[5.4.0]undec-5-ene (DBU). Preference is given to metal hydrides, in particular sodium hydride.

The reaction advantageously takes place in a temperature range of ca.  $-10^\circ\text{C}$ . to ca.  $100^\circ\text{C}$ ., preferably from ca.  $0^\circ\text{C}$ . to ca.  $30^\circ\text{C}$ .

A further object of the invention is the process for the preparation of the compounds of formula II, respectively in free form or in salt form, for example characterised in that a compound of formula



which is known or may be prepared analogously to corresponding known compounds, and wherein Y is defined as given for formula I and Q is a leaving group, is reacted with a compound of formula



which is known and may be prepared from hydroxyacetone, a cyanide and ammonia, and if desired, a compound of formula II obtainable according to the presented method or in another way, respectively in free form or in salt form, is converted into another compound of formula II, a mixture of isomers obtain-

## 5

able according to the presented method is separated and the desired isomer isolated and/or a free compound of formula II obtainable according to the presented method is converted into a salt or a salt of a compound of formula II obtainable according to the presented method is converted into the free compound of formula II or into another salt.

Suitable cyanides are sodium cyanide, potassium cyanide, trimethylsilyl cyanide and acetone cyanohydrin.

The general method for reacting carbonyl compounds, e.g. hydroxyacetone, with cyanides and amines, e.g. of ammonia, is a Strecker reaction, for example as in Organic Synthesis Coll. Vol. 3, 88 (1973).

Salts of compounds I may be produced in known manner. Acid addition salts of compounds I, for example, are obtainable by treatment with a suitable acid or a suitable ion exchange reagent, and salts with bases are obtainable by treatment with a suitable base or a suitable ion exchange reagent.

Salts of compounds I can be converted into the free compounds I by the usual means, acid addition salts e.g. by treating with a suitable basic composition or with a suitable ion exchange reagent, and salts with bases e.g. by treating with a suitable acid or a suitable ion exchange reagent.

Salts of compounds I can be converted into other salts of compounds I in a known manner; acid addition salts can be converted for example into other acid addition salts, e.g. by treating a salt of an inorganic acid, such as a hydrochloride, with a suitable metal salt, such as a sodium, barium, or silver salt, of an acid, e.g. with silver acetate, in a suitable solvent, in which a resulting inorganic salt, e.g. silver chloride, is insoluble and thus precipitates out from the reaction mixture.

Depending on the method and/or reaction conditions, compounds I with salt-forming characteristics can be obtained in free form or in the form of salts.

Compounds I can also be obtained in the form of their hydrates and/or also can include other solvents, used for example where necessary for the crystallisation of compounds present in solid form.

The compounds I may be optionally present as optical isomers or as a mixture thereof. The invention relates both to the pure isomers and to all possible isomeric mixtures, and is hereinbefore and hereinafter understood as doing so, even if stereochemical details are not specifically mentioned in every case.

Diastereoisomeric mixtures of compounds I, which are obtainable by the process or in another way, may be separated in known manner, on the basis of the physical-chemical differences in their components, into the pure diastereoisomers, for example by fractional crystallisation, distillation and/or chromatography.

Splitting of mixtures of enantiomers, that are obtainable accordingly, into the pure isomers, may be achieved by known methods, for example by recrystallisation from an optically active solvent, by chromatography on chiral adsorbents, e.g. high-pressure liquid chromatography (HPLC) on acetyl cellulose, with the assistance of appropriate microorganisms, by cleavage with specific immobilised enzymes, through the formation of inclusion compounds, e.g. using chiral crown ethers, whereby only one enantiomer is complexed.

According to the invention, apart from separation of corresponding isomer mixtures, generally known methods of diastereoselective or enantioselective synthesis can also be applied to obtain pure diastereoisomers or enantiomers, e.g. by carrying out the method of the invention using educts with correspondingly suitable stereochemistry.

## 6

It is advantageous to isolate or synthesise the biologically more active isomer, e.g. enantiomer, provided that the individual components have differing biological efficacy.

In the method of the present invention, the starting materials and intermediates used are preferably those that lead to the compounds I described at the beginning as being especially useful.

The invention relates in particular to the preparation method described in the examples.

Starting materials and intermediates, which are new and are used according to the invention for the preparation of compounds I, as well as their usage and process for the preparation thereof, similarly form an object of the invention.

The compounds I according to the invention are notable for their broad activity spectrum and are valuable active ingredients for use in pest control, including in particular the control of endo- and ecto-parasites, especially helminths, in and on warm-blooded animals, especially livestock and domestic animals, and also on plants, whilst being well-tolerated by warm-blooded animals, fish and plants.

In the context of the present invention, ectoparasites are understood to be in particular insects, mites and ticks. These include insects of the order: Lepidoptera, Coleoptera, Homoptera, Heteroptera, Diptera, Thysanoptera, Orthoptera, Anoplura, Siphonaptera, Mallophaga, Thysanura, Isoptera, Psocoptera and Hymenoptera. However, the ectoparasites which may be mentioned in particular are those which trouble humans or animals and carry pathogens, for example flies such as *Musca domestica*, *Musca vetustissima*, *Musca autumnalis*, *Fannia canicularis*, *Sarcophaga carnaria*, *Lucilia cuprina*, *Hypoderma bovis*, *Hypoderma lineatum*, *Chrysomya chloropyga*, *Dermatobia hominis*, *Cochliomyia hominivorax*, *Gasterophilus intestinalis*, *Oestrus ovis*, *Stomoxys calcitrans*, *Haematobia irritans* and midges (*Nematocera*), such as *Culicidae*, *Simuliidae*, *Psychodidae*, but also blood-sucking parasites, for example fleas, such as *Ctenocephalides felis* and *Ctenocephalides canis* (cat and dog fleas), *Xenopsylla cheopis*, *Pulex irritans*, *Dermatophilus penetrans*, lice, such as *Damalina ovis*, *Pediculus humanis*, biting flies and horseflies (*Tabanidae*), *Haematopota* spp. such as *Haematopota pluvialis*, *Tabanidea* spp. such as *Tabanus nigrovittatus*, *Chrysopsinae* spp. such as *Chrysops caecutiens*, tsetse flies, such as species of *Glossinia*, biting insects, particularly cockroaches, such as *Blatella germanica*, *Blatta orientalis*, *Periplaneta americana*, mites, such as *Dermanyssus gallinae*, *Sarcoptes scabiei*, *Psoroptes ovis* and *Psorergates* spp. and last but not least ticks. The latter belong to the order Acarina. Known representatives of ticks are, for example, *Boophilus*, *Amblyomma*, *Anocentor*, *Dermacentor*, *Haemaphysalis*, *Hyalomma*, *Ixodes*, *Rhipicentor*, *Margaropus*, *Rhipicephalus*, *Argas*, *Otobius* and *Ornithodoros* and the like, which preferably infest warm-blooded animals including farm animals, such as cattle, pigs, sheep and goats, poultry such as chickens, turkeys and geese, fur-bearing animals such as mink, foxes, chinchillas, rabbits and the like, as well as domestic animals such as cats and dogs, but also humans.

The compounds I according to the invention are also active against all or individual development stages of animal pests showing normal sensitivity, as well as those showing resistance, such as insects and members of the order Acarina. The insecticidal, ovicidal and/or acaricidal effect of the active substances of the invention can manifest itself directly, i.e. killing the pests either immediately or after some time has elapsed, for example when moulting occurs, or by destroying their eggs, or indirectly, e.g. reducing the number of eggs laid and/or the hatching rate, good efficacy corresponding to a pesticidal rate (mortality) of at least 50 to 60%.

Compounds I can also be used against hygiene pests, especially of the order Diptera of the families *Sarcophagidae*, *Anophilidae* and *Culicidae*; the orders *Orthoptera*, *Dictyoptera* (e.g. the family *Blattidae*) and *Hymenoptera* (e.g. the family *Formicidae*).

Compounds I also have sustainable efficacy on parasitic mites and insects of plants. In the case of spider mites of the order *Acarina*, they are effective against eggs, nymphs and adults of *Tetranychidae* (*Tetranychus* spp. and *Panonychus* spp.).

They have high activity against sucking insects of the order Homoptera, especially against pests of the families *Aphididae*, *Delphacidae*, *Cicadellidae*, *Psyllidae*, *Loccidae*, *Diaspididae* and *Eriophyidae* (e.g. rust mite on citrus fruits); the orders *Hemiptera*, *Heteroptera* and *Thysanoptera*, and on the plant-eating insects of the orders *Lepidoptera*, *Coleoptera*, *Diptera* and *Orthoptera*.

They are similarly suitable as a soil insecticide against pests in the soil.

The compounds of formula I are therefore effective against all stages of development of sucking insects and eating insects on crops such as cereals, cotton, rice, maize, soya, potatoes, vegetables, fruit, tobacco, hops, citrus, avocados and other crops.

The compounds of formula I are also effective against plant nematodes of the species *Meloidogyne*, *Heterodera*, *Pratylenchus*, *Ditylenchus*, *Radopholus*, *Rizoglyphus* etc.

In particular, the compounds are effective against helminths, in which the endoparasitic nematodes and trematodes may be the cause of serious diseases of mammals and poultry, e.g. sheep, pigs, goats, cattle, horses, donkeys, dogs, cats, guinea-pigs and exotic birds. Typical nematodes of this indication are: *Haemonchus*, *Trichostrongylus*, *Teladorsagia*, *Divofilaria*, *Ostertagia*, *Nematodirus*, *Cooperia*, *Ascaris*, *Bunostomum*, *Oesophagostomum*, *Charbertia*, *Trichuris*, *Strongylus*, *Trichonema*, *Dictyocaulus*, *Capillaria*, *Heterakis*, *Toxocara*, *Ascaridia*, *Oxyuris*, *Ancylostoma*, *Uncinaria*, *Toxascaris* and *Parascaris*. The trematodes include, in particular, the family of *Fasciolidae*, especially *Fasciola hepatica*.

It could also be shown surprisingly and unexpectedly that the compounds of formula I have exceptionally high efficacy against nematodes that are resistant to many active substances. This can be demonstrated in vitro by the LDA test and in vivo for example in Mongolian gerbils and sheep. It was shown that amounts of active substance which kill sensitive strains of *Haemonchus contortus* or *Trichostrongylus colubriformis*, are also sufficiently effective at controlling corresponding strains that are resistant to benzimidazoles, levamisole and macrocyclic lactones (for example ivermectin).

Certain pests of the species *Nematodirus*, *Cooperia* and *Oesophagostomum* infest the intestinal tract of the host animal, while others of the species *Haemonchus* and *Ostertagia* are parasitic in the stomach and those of the species *Dictyocaulus* are parasitic in the lung tissue. Parasites of the families *Filariidae* and *Setariidae* may be found in the internal cell tissue and in the organs, e.g. the heart, the blood vessels, the lymph vessels and the subcutaneous tissue. A particularly notable parasite is the heartworm of the dog, *Dirofilaria immitis*. The compounds of formula I are highly effective against these parasites.

The pests which may be controlled by the compounds of formula I also include those from the class of *Cestoda* (tapeworms), e.g. the families *Mesocestoidae*, especially of the genus *Mesocestoides*, in particular *M. lineatus*; *Dilepidide*, especially *Dipylidium caninum*, *Joyeuxiella* spp., in particular *Joyeuxiella pasquali*, and *Diplopylidium* spp., and *Taeni-*

*idae*, especially *Taenia pisiformis*, *Taenia cervi*, *Taenia ovis*, *Taenia hydatigena*, *Taenia multiceps*, *Taenia taeniaeformis*, *Taenia serialis*, and *Echinococcus* spp., most preferably *Taenia hydatigena*, *Taenia ovis*, *Taenia multiceps*, *Taenia serialis*; *Echinococcus granulosus* and *Echinococcus granulosus* and *Echinococcus multilocularis*, as well as *Multiceps multiceps*.

The compounds of formula I are also suitable for the control of *Coccidiose*, which can appear especially on piglets and chickens. Apart from *Coli* bacteria and *Clostridiae*, *Coccidiae* are one of the most important causes of diarrhoea of unweaned piglets. The most important type in the case of piglets is *Isospora suis*. The piglets become infected with the oocysts (spores) of *Isospora suis* through the mouth. The oocysts migrate into the small intestine, where they penetrate into the small intestinal mucosa. There, they pass through various stages of development. Between the fifth and ninth and the 11th to 14th day after infection, the *Coccidiae* emerge from the intestinal mucosa and are then detectable again in the faeces. This outbreak causes great damage to the intestinal mucosa. The piglets react by exhibiting partly yellowish—pasty to watery diarrhoea. It has a rancid smell. Occasionally, individual piglets vomit. It is customary for the diarrhoea to occur between the eighth and fifteenth day of age.

Most particularly, *Taenia hydatigena*, *T. pisiformis*, *T. ovis*, *T. taeniaeformis*, *Multiceps multiceps*, *Joyeuxiella pasquali*, *Dipylidium caninum*, *Mesocestoides* spp., *Echinococcus granulosus* and *E. multilocularis* are controlled on or in dogs and cats simultaneously with *Dirofilaria immitis*, *Ancylostoma* ssp., *Toxocara* ssp. and/or *Trichuris vulpis*. Equally preferred, *Ctenocephalides felis* and/or *C. canis* are simultaneously controlled with the above-mentioned nematodes and cestodes.

Furthermore, the compounds of formula I are suitable for the control of human pathogenic parasites. Of these, typical representatives that appear in the digestive tract are those of the species *Ancylostoma*, *Necator*, *Ascaris*, *Strongyloides*, *Trichinella*, *Capillaria*, *Trichuris* and *Enterobius*. The compounds of the present invention are also effective against parasites of the species *Wuchereria*, *Brugia*, *Onchocerca* and *Loa* from the family of *Filariidae*, which appear in the blood, in the tissue and in various organs, and also against *Dracunculus* and parasites of the species *Strongyloides* and *Trichinella*, which infect the gastrointestinal tract in particular.

In addition, the compounds of formula I are also effective against harmful and pathogenic fungi on plants, as well as on humans and animals.

The good pesticidal activity of the compounds of formula I according to the invention corresponds to a mortality rate of at least 50-60% of the pests mentioned. In particular, the compounds of formula I are notable for the exceptionally long duration of efficacy.

The compounds of formula I are preferably employed in unmodified form or preferably together with the adjuvants conventionally used in the art of formulation and may therefore be processed in a known manner to give, for example, emulsifiable concentrates, directly dilutable solutions, dilute emulsions, soluble powders, granules or microencapsulations in polymeric substances. As with the compositions, the methods of application are selected in accordance with the intended objectives and the prevailing circumstances.

The formulation, i.e. the agents, preparations or compositions containing the active ingredient of formula I, or combinations of these active ingredients with other active ingredients, and optionally a solid or liquid adjuvant, are produced in a manner known per se, for example by intimately mixing and/or grinding the active ingredients with spreading compo-

sitions, for example with solvents, solid carriers, and optionally surface-active compounds (surfactants).

The solvents in question may be: alcohols, such as ethanol, propanol or butanol, and glycols and their ethers and esters, such as propylene glycol, dipropylene glycol ether, ethylene glycol, ethylene glycol monomethyl or -ethyl ether, ketones, such as cyclohexanone, isophorone or diacetanol alcohol, strong polar solvents, such as N-methyl-2-pyrrolidone, dimethyl sulfoxide or dimethylformamide, or water, vegetable oils, such as rape, castor, coconut, or soybean oil, and also, if appropriate, silicone oils.

Preferred application forms for usage on warm-blooded animals in the control of helminths include solutions, emulsions, suspensions (drenches), food additives, powders, tablets including effervescent tablets, bolus, capsules, micro-capsules and pour-on formulations, whereby the physiological compatibility of the formulation excipients must be taken into consideration.

The binders for tablets and boli may be chemically modified polymeric natural substances that are soluble in water or in alcohol, such as starch, cellulose or protein derivatives (e.g. methyl cellulose, carboxymethyl cellulose, ethylhydroxyethyl cellulose, proteins such as zein, gelatin and the like), as well as synthetic polymers, such as polyvinyl alcohol, polyvinyl pyrrolidone etc. The tablets also contain fillers (e.g. starch, microcrystalline cellulose, sugar, lactose etc.), glidants and disintegrants.

If the anthelmintics are present in the form of feed concentrates, then the carriers used are e.g. performance feeds, feed grain or protein concentrates. Such feed concentrates or compositions may contain, apart from the active ingredients, also additives, vitamins, antibiotics, chemotherapeutics or other pesticides, primarily bacteriostats, fungistats, coccidiostats, or even hormone preparations, substances having anabolic action or substances which promote growth, which affect the quality of meat of animals for slaughter or which are beneficial to the organism in another way. If the compositions or the active ingredients of formula I contained therein are added directly to feed or to the drinking troughs, then the formulated feed or drink contains the active ingredients preferably in a concentration of ca. 0.0005 to 0.02% by weight (5-200 ppm).

The compounds of formula I according to the invention may be used alone or in combination with other biocides. They may be combined with pesticides having the same sphere of activity e.g. to increase activity, or with substances having another sphere of activity e.g. to broaden the range of activity. It can also be sensible to add so-called repellents. If the range of activity is to be extended to endoparasites, e.g. worms, the compounds of formula I are suitably combined with substances having endoparasitic properties. Of course, they can also be used in combination with antibacterial compositions. Since the compounds of formula I are adulticides, i.e. since they are effective in particular against the adult stages of the target parasites, the addition of pesticides which instead attack the juvenile stages of the parasites may be very advantageous. In this way, the greatest part of those parasites that produce great economic damage will be covered. Moreover, this action will contribute substantially to avoiding the formation of resistance. Many combinations may also lead to synergistic effects, i.e. the total amount of active ingredient can be reduced, which is desirable from an ecological point of view. Preferred groups of combination partners and especially preferred combination partners are named in the following, whereby combinations may contain one or more of these partners in addition to a compound of formula I.

Suitable partners in the mixture may be biocides, e.g. the insecticides and acaricides with a varying mechanism of activity, which are named in the following and have been known to the person skilled in the art for a long time, e.g. chitin synthesis inhibitors, growth regulators; active ingredients which act as juvenile hormones; active ingredients which act as adulticides; broad-band insecticides, broad-band acaricides and nematocides; and also the well known anthelmintics and insect- and/or acarid-detering substances, said repellents or detachers.

Non-limitative examples of suitable insecticides and acaricides are:

- 
1. Abamectin
  2. AC 303 630
  3. Acephat
  4. Acrinathrin
  5. Alanycarb
  6. Aldicarb
  7.  $\alpha$ -Cypermethrin
  8. Alphamethrin
  9. Amitraz
  10. Avermectin B<sub>1</sub>
  11. AZ 60541
  12. Azinphos A
  13. Azinphos M
  14. Azocyclotin
  15. *Bacillus subtil.* toxin
  16. Bendiocarb
  17. Benfuracarb
  18. Bensultap
  19.  $\beta$ -Cyfluthrin
  20. Bifenthrin
  21. BPMC
  22. Brofenprox
  23. Bromophos A
  24. Bufencarb
  25. Buprofezin
  26. Butocarboxim
  27. Butylpyridaben
  28. Cadusafos
  29. Carbaryl
  30. Carbofuran
  31. Carbophenothion
  32. Cartap
  33. Cloethocarb
  34. Chlorethoxyfos
  35. Chlorfenapyr
  36. Chlorfluazuron
  37. Chlormephos
  38. Chlorpyrifos
  39. Cis-Resmethrin
  40. Clocythrin
  41. Clofentezin
  42. Cyanophos
  43. Cycloprothrin
  44. Cyfluthrin
  45. Cyhexatin
  46. D 2341
  47. Deltamethrin
  48. Demeton M
  49. Demeton S
  50. Demeton-S-methyl
  51. Dichlofenthion
  52. Dicliphos
  53. Diethion
  54. Diflubenzuron
  55. Dimethoat
  56. Dimethylvinphos
  57. Dioxathion
  58. DPX-MP062
  59. Edifenphos
  60. Emamectin
  61. Endosulfan
  62. Esfenvalerat
  63. Ethiofencarb
  64. Ethion

-continued

65.	Ethofenprox	
66.	Ethoprophos	
67.	Etrimfos	5
68.	Fenamiphos	
69.	Fenazaquin	
70.	Fenbutatinoxid	
71.	Fenitrothion	
72.	Fenobucarb	
73.	Fenothiocarb	10
74.	Fenoxycarb	
75.	Fenpropathrin	
76.	Fenpyrad	
77.	Fenpyroximate	
78.	Fenthion	
79.	Fenvalerate	
80.	Fipronil	15
81.	Fluazinam	
82.	Fluazuron	
83.	Flucycloxuron	
84.	Flucythrinat	
85.	Flufenoxuron	
86.	Flufenprox	20
87.	Fonofos	
88.	Formothion	
89.	Fosthiazat	
90.	Fubfenprox	
91.	HCH	
92.	Heptenophos	25
93.	Hexaflumuron	
94.	Hexythiazox	
95.	Hydroprene	
96.	Imidacloprid	
97.	insect-active fungi	
98.	insect-active nematodes	30
99.	insect-active viruses	
100.	Iprobenfos	
101.	Isofenphos	
102.	Isoprocarb	
103.	Isoxathion	
104.	Ivermectin	35
105.	$\lambda$ -Cyhalothrin	
106.	Lufenuron	
107.	Malathion	
108.	Mecarbam	
109.	Mesulfenfos	
110.	Metaldehyd	40
111.	Methamidophos	
112.	Methiocarb	
113.	Methomyl	
114.	Methoprene	
115.	Metolcarb	
116.	Mevinphos	
117.	Milbemectin	45
118.	Moxidectin	
119.	Naled	
120.	NC 184	
121.	NI-25, Acetamiprid	
122.	Nitenpyram	
123.	Omethoat	50
124.	Oxamyl	
125.	Oxydemeton M	
126.	Oxydeprofos	
127.	Parathion	
128.	Parathion-methyl	
129.	Permethrin	55
130.	Phenthoat	
131.	Phorat	
132.	Phosalone	
133.	Phosmet	
134.	Phoxim	
135.	Pirimicarb	
136.	Pirimiphos A	60
137.	Pirimiphos M	
138.	Promecarb	
139.	Propaphos	
140.	Propoxur	
141.	Prothiofos	
142.	Prothoat	65
143.	Pyrachlofos	

-continued

144.	Pyradaphenthion
145.	Pyresmethrin
146.	Pyrethrum
147.	Pyridaben
148.	Pyrimidifen
149.	Pyriproxyfen
150.	RH 5992
151.	RH-2485
152.	Salithion
153.	Sebufos
154.	Silafluofen
155.	Spinosad
156.	Sulfotep
157.	Sulprofos
158.	Tebufenozide
159.	Tebufenpyrad
160.	Tebupirimfos
161.	Teflubenzuron
162.	Tefluthrin
163.	Temephos
164.	Terbam
165.	Terbufos
166.	Tetrachlorvinphos
167.	Thiafenox
168.	Thiodicarb
169.	Thiofanox
170.	Thionazin
171.	Thuringiensin
172.	Tralomethrin
173.	Triarathene
174.	Triazamate
175.	Triazophos
176.	Triazuron
177.	Trichlorfon
178.	Triflumuron
179.	Trimethacarb
180.	Vamidothion
181.	XMC (3,5,-Xylyl-methylcarbamate)
182.	Xylylcarb
183.	YI 5301/5302
184.	$\zeta$ -Cypemethrin
185.	Zetamethrin

Non-limitative examples of suitable anthelmintics are named in the following, a few representatives have insecticidal and acaricidal activity in addition to the anthelmintic activity, and are partly already in the above list.

(A1) Praziquantel=2-cyclohexylcarbonyl-4-oxo-1,2,3,6,7,11b-hexahydro-4H-pyrazino[2,1- $\alpha$ ]isoquinoline

(A2) Closantel=3,5-diiodo-N-[5-chloro-2-methyl-4-(a-cyano-4-chlorobenzyl)phenyl]-salicylamide

(A3) Triclabendazole=5-chloro-6-(2,3-dichlorophenoxy)-2-methylthio-1H-benzimidazole

(A4) Levamisol=L-(-)-2,3,5,6-tetrahydro-6-phenylimidazo[2,1b]thiazole

(A5) Mebendazole=(5-benzoyl-1H-benzimidazol-2-yl) carbaminic acid methylester

(A6) Omphalotin=a macrocyclic fermentation product of the fungus *Omphalotus olearius* described in WO 97/20857

(A7) Abamectin=avermectin B1

(A8) Ivermectin=22,23-dihydroavermectin B1

(A9) Moxidectin=5-O-demethyl-28-deoxy-25-(1,3-dimethyl-1-butenyl)-6,28-epoxy-23-(methoxyimino)-milbemycin B

(A10) Doramectin=25-cyclohexyl-5-O-demethyl-25-de(1-methylpropyl)-avermectin A1a

(A11) Milbemectin=mixture of milbemycin A3 and milbemycin A4

(A12) Milbemycinoxim=5-oxime of milbemectin

Non-limitative examples of suitable repellents and detachers are:

- (R1) DEET (N,N-diethyl-m-toluamide)
- (R2) KBR 3023 N-butyl-2-oxycarbonyl-(2-hydroxy)-piperidine
- (R3) Cymiazole=N,-2,3-dihydro-3-methyl-1,3-thiazol-2-ylidene-2,4-xylylidene

The said partners in the mixture are best known to specialists in this field. Most are described in various editions of the Pesticide Manual, The British Crop Protection Council, London, and others in the various editions of The Merck Index, Merck & Co., Inc., Rahway, N.J., USA or in patent literature. Therefore, the following listing is restricted to a few places where they may be found by way of example.

- (I) 2-Methyl-2-(methylthio)propionaldehyde-O-methylcarbamoyloxime (Aldicarb), from The Pesticide Manual, 11<sup>th</sup> Ed. (1997), The British Crop Protection Council, London, page 26;
- (II) S-(3,4-dihydro-4-oxobenzo[d]-[1,2,3]-triazin-3-ylmethyl)O,O-dimethyl-phosphorodithioate (Azinphosmethyl), from The Pesticide Manual, 11<sup>th</sup> Ed. (1997), The British Crop Protection Council, London, page 67;
- (III) Ethyl-N-[2,3-dihydro-2,2-dimethylbenzofuran-7-ylloxycarbonyl-(methyl)aminothio]-N-isopropyl-β-alaninate (Benfuracarb), from The Pesticide Manual, 11<sup>th</sup> Ed. (1997), The British Crop Protection Council, London, page 96;
- (IV) 2-Methylbiphenyl-3-ylmethyl-(Z)-(1RS)-cis-3-(2-chloro-3,3,3-trifluoroprop-1-enyl)-2,2-dimethylcyclopropanecarboxylate (Bifenthrin), from The Pesticide Manual, 11<sup>th</sup> Ed. (1997), The British Crop Protection Council, London, page 118;
- (V) 2-tert-butylimino-3-isopropyl-5-phenyl-1,3,5-thiadiazin-4-one (Buprofezin), from The Pesticide Manual, 11<sup>th</sup> Ed. (1997), The British Crop Protection Council, London, page 157;
- (VI) 2,3-Dihydro-2,2-dimethylbenzofuran-7-yl-methylcarbamate (Carbofuran), from The Pesticide Manual, 11<sup>th</sup> Ed. (1997), The British Crop Protection Council, London, page 186;
- (VII) 2,3-Dihydro-2,2-dimethylbenzofuran-7-yl-(dibutylaminothio)methylcarbamate (Carbosulfan), from The Pesticide Manual, 11<sup>th</sup> Ed. (1997), The British Crop Protection Council, London, page 188;
- (VIII) S,S'-(2-dimethylaminotrimethylene)-bis(thiocarbamate) (Cartap), from The Pesticide Manual, 11<sup>th</sup> Ed. (1997), The British Crop Protection Council, London, page 193;
- (IX) 1-[3,5-Dichloro-4-(3-chloro-5-trifluoromethyl-2-pyridyloxy)phenyl]-3-(2,6-difluorobenzoyl)-urea (Chlorfluazuron), from The Pesticide Manual, 11<sup>th</sup> Ed. (1997), The British Crop Protection Council, London, page 213;
- (X) O,O-diethyl-O-3,5,6-trichloro-2-pyridyl-phosphorothioate (Chlorpyrifos), from The Pesticide Manual, 11<sup>th</sup> Ed. (1997), The British Crop Protection Council, London, page 235;
- (XI) (RS)-α-cyano-4-fluoro-3-phenoxybenzyl-(1RS,3RS; 1RS,3RS)-3-(2,2-dichlorovinyl)-2,2-dimethylcyclopropanecarboxylate (Cyfluthrin), from The Pesticide Manual, 11<sup>th</sup> Ed. (1997), The British Crop Protection Council, London, page 293;
- (XII) Mixture of (S)-α-cyano-3-phenoxybenzyl-(Z)-(1R,3R)-3-(2-chloro-3,3,3-trifluoropropenyl)-2,2-dimethylcyclopropanecarboxylate and (R)-α-cyano-3-phenoxybenzyl-(Z)-(1R,3R)-3-(2-chloro-3,3,3-trifluoropropenyl)-2,2-dimethylcyclopropanecarboxylate (Lambda-Cyhalothrin), from The Pesticide

Manual, 11<sup>th</sup> Ed. (1997), The British Crop Protection Council, London, page 300;

- (XIII) Racemate consisting of (S)-α-cyano-3-phenoxybenzyl-(Z)-(1R,3R)-3-(2,2-dichlorovinyl)-2,2-dimethylcyclopropanecarboxylate and (R)-α-cyano-3-phenoxybenzyl-(1S,3S)-3-(2,2-dichlorovinyl)-2,2-dimethylcyclopropanecarboxylate (Alpha-cypermethrin), from The Pesticide Manual, 11<sup>th</sup> Ed. (1997), The British Crop Protection Council, London, page 308;
- (XIV) a mixture of the stereoisomers of (S)-α-cyano-3-phenoxybenzyl (1RS,3RS,-1RS,3RS)-3-(2,2-dichlorovinyl)-2,2-dimethylcyclopropanecarboxylate (zeta-Cypermethrin), from The Pesticide Manual, 11<sup>th</sup> Ed. (1997), The British Crop Protection Council, London, page 314;
- (XV) (S)-α-cyano-3-phenoxybenzyl-(1R,3R)-3-(2,2-dibromovinyl)-2,2-dimethylcyclopropanecarboxylate (Deltamethrin), from The Pesticide Manual, 11<sup>th</sup> Ed. (1997), The British Crop Protection Council, London, page 344;
- (XVI) (4-chlorophenyl)-3-(2,6-difluorobenzoyl)urea (Diflubenzuron), from The Pesticide Manual, 11<sup>th</sup> Ed. (1997), The British Crop Protection Council, London, page 395;
- (XVII) (1,4,5,6,7,7-Hexachloro-8,9,10-trinorborn-5-en-2,3-ylenebismethylene)-sulphite (Endosulfan), from The Pesticide Manual, 11<sup>th</sup> Ed. (1997), The British Crop Protection Council, London, page 459;
- (XVIII) α-ethylthio-o-tolyl-methylcarbamate (Ethiofen-carb), from The Pesticide Manual, 11<sup>th</sup> Ed. (1997), The British Crop Protection Council, London, page 479;
- (XIX) O,O-dimethyl-O-4-nitro-m-tolyl-phosphorothioate (Fenitrothion), from The Pesticide Manual, 11<sup>th</sup> Ed. (1997), The British Crop Protection Council, London, page 514;
- (XX) 2-sec-butylphenyl-methylcarbamate (Fenobucarb), from The Pesticide Manual, 11<sup>th</sup> Ed. (1997), The British Crop Protection Council, London, page 516;
- (XXI) (RS)-α-cyano-3-phenoxybenzyl-(RS)-2-(4-chlorophenyl)-3-methylbutyrate (Fenvalerate), from The Pesticide Manual, 11<sup>th</sup> Ed. (1997), The British Crop Protection Council, London, page 539;
- (XXII) S-[formyl(methyl)carbamoylmethyl]-O,O-dimethyl-phosphorodithioate (Formothion), from The Pesticide Manual, 11<sup>th</sup> Ed. (1997), The British Crop Protection Council, London, page 625;
- (XXIII) 4-Methylthio-3,5-xylyl-methylcarbamate (Methiocarb), from The Pesticide Manual, 11<sup>th</sup> Ed. (1997), The British Crop Protection Council, London, page 813;
- (XXIV) 7-Chlorobicyclo[3.2.0]hepta-2,6-dien-6-yl-dimethylphosphate (Heptenophos), from The Pesticide Manual, 11<sup>th</sup> Ed. (1997), The British Crop Protection Council, London, page 670;
- (XXV) 1-(6-chloro-3-pyridylmethyl)-N-nitroimidazolidin-2-ylidenamine (Imidacloprid), from The Pesticide Manual, 11<sup>th</sup> Ed. (1997), The British Crop Protection Council, London, page 706;
- (XXVI) 2-isopropylphenyl-methylcarbamate (Isoprocarb), from The Pesticide Manual, 11<sup>th</sup> Ed. (1997), The British Crop Protection Council, London, page 729;
- (XXVII) O,S-dimethyl-phosphoramidothioate (Methamidophos), from The Pesticide Manual, 11<sup>th</sup> Ed. (1997), The British Crop Protection Council, London, page 808;



- (XXVIII) S-Methyl-N-(methylcarbamoyloxy)thioacetimidate (Methomyl), from The Pesticide Manual, 11<sup>th</sup> Ed. (1997), The British Crop Protection Council, London, page 815;
- (XXIX) Methyl-3-(dimethoxyphosphinoyloxy)but-2-enoate (Mevinphos), from The Pesticide Manual, 11<sup>th</sup> Ed. (1997), The British Crop Protection Council, London, page 844;
- (XXX) O,O-diethyl-O-4-nitrophenyl-phosphorothioate (Parathion), from The Pesticide Manual, 11<sup>th</sup> Ed. (1997), The British Crop Protection Council, London, page 926;
- (XXXI) O,O-dimethyl-O-4-nitrophenyl-phosphorothioate (Parathion-methyl), from The Pesticide Manual, 11<sup>th</sup> Ed. (1997), The British Crop Protection Council, London, page 928;
- (XXXII) S-6-chloro-2,3-dihydro-2-oxo-1,3-benzoxazol-3-ylmethyl-O,O-diethyl-phosphor-dithioate (Phosalone), from The Pesticide Manual, 11<sup>th</sup> Ed. (1997), The British Crop Protection Council, London, page 963;
- (XXXIII) 2-Dimethylamino-5,6-dimethylpyrimidin-4-yl-dimethylcarbamate (Pirimicarb), from The Pesticide Manual, 11<sup>th</sup> Ed. (1997), The British Crop Protection Council, London, page 985;
- (XXXIV) 2-isopropoxyphenyl-methylcarbamate (Propoxur), from The Pesticide Manual, 11<sup>th</sup> Ed. (1997), The British Crop Protection Council, London, page 1036;
- (XXXV) 1-(3,5-dichloro-2,4-difluorophenyl)-3-(2,6-difluorobenzoyl)urea (Teflubenzuron), from The Pesticide Manual, 11<sup>th</sup> Ed. (1997), The British Crop Protection Council, London, page 1158;
- (XXXVI) S-tert-butylthiomethyl-O,O-dimethyl-phosphorodithioate (Terbufos), from The Pesticide Manual, 11<sup>th</sup> Ed. (1997), The British Crop Protection Council, London, page 1165;
- (XXXVII) ethyl-(3-tert.-butyl-1-dimethylcarbamoyl-1H-1,2,4-triazol-5-yl-thio)-acetate, (Triazamate), from The Pesticide Manual, 11<sup>th</sup> Ed. (1997), The British Crop Protection Council, London, page 1224;
- (XXXVIII) Abamectin, from The Pesticide Manual, 11<sup>th</sup> Ed. (1997), The British Crop Protection Council, London, page 3;
- (XXXIX) 2-sec-butylphenyl-methylcarbamate (Fenobcarb), from The Pesticide Manual, 11<sup>th</sup> Ed. (1997), The British Crop Protection Council, London, page 516;
- (XL) N-tert.-butyl-N-(4-ethylbenzoyl)-3,5-dimethylbenzohydrazide (Tebufenozide), from The Pesticide Manual, 11<sup>th</sup> Ed. (1997), The British Crop Protection Council, London, page 1147;
- (XLI) ( $\pm$ )-5-amino-1-(2,6-dichloro- $\alpha,\alpha,\alpha$ -trifluorop-tolyl)-4-trifluoromethyl-sulphinylpyrazol-3-carbonitrile (Fipronil), from The Pesticide Manual, 11<sup>th</sup> Ed. (1997), The British Crop Protection Council, London, page 545;
- (XLII) (RS)- $\alpha$ -cyano-4-fluoro-3-phenoxybenzyl(1RS, 3RS;1RS,3RS)-3-(2,2-dichloro-vinyl)-2,2-dimethylcyclopropanecarboxylate (beta-Cyfluthrin), from The Pesticide Manual, 11<sup>th</sup> Ed. (1997), The British Crop Protection Council, London, page 295;
- (XLIII) (4-ethoxyphenyl)-[3-(4-fluoro-3-phenoxyphenyl)propyl](dimethyl)silane (Silaflofen), from The Pesticide Manual, 11<sup>th</sup> Ed. (1997), The British Crop Protection Council, London, page 1105;
- (XLIV) tert.-butyl (E)- $\alpha$ -(1,3-dimethyl-5-phenoxy-pyrazol-4-yl-methylenamino-oxy)-p-toluate (Fenproximate), from The Pesticide Manual, 11<sup>th</sup> Ed. (1997), The British Crop Protection Council, London, page 530;

- (XLV) 2-tert.-butyl-5-(4-tert.-butylbenzylthio)-4-chloropyridazin-3(2H)-one (Pyridaben), from The Pesticide Manual, 11<sup>th</sup> Ed. (1997), The British Crop Protection Council, London, page 1161;
- (XLVI) 4-[[4-(1,1-dimethylphenyl)phenyl]ethoxy]quinazoline (Fenazaquin), from The Pesticide Manual, 11<sup>th</sup> Ed. (1997), The British Crop Protection Council, London, page 507;
- (XLVII) 4-phenoxyphenyl-(RS)-2-(pyridyloxy)propyl-ether (Pyriproxyfen), from The Pesticide Manual, 11<sup>th</sup> Ed. (1997), The British Crop Protection Council, London, page 1073;
- (XLVIII) 5-chloro-N-{2-[4-(2-ethoxyethyl)-2,3-dimethylphenoxy]ethyl}-6-ethylpyrimidine-4-amine (Pyrimidifen), from The Pesticide Manual, 11<sup>th</sup> Ed. (1997), The British Crop Protection Council, London, page 1070;
- (XLIX) (E)-N-(6-chloro-3-pyridylmethyl)-N-ethyl-N-methyl-2-nitrovinylidenediamine (Nitenpyram), from The Pesticide Manual, 11<sup>th</sup> Ed. (1997), The British Crop Protection Council, London, page 880;
- (L) (E)-N<sup>1</sup>-[(6-chloro-3-pyridyl)methyl]-N<sup>2</sup>-cyano-N<sup>1</sup>-methylacetamide (NI-25, Acetamiprid), from The Pesticide Manual, 11<sup>th</sup> Ed. (1997), The British Crop Protection Council, London, page 9;
- (LI) Avermectin B<sub>1</sub>, from The Pesticide Manual, 11<sup>th</sup> Ed. (1997), The British Crop Protection Council, London, page 3;
- (LII) an insect-active extract from a plant, especially (2R, 6aS,12aS)-1,2,6,6a,12,12a-hexhydro-2-isopropenyl-8,9-dimethoxy-chromeno[3,4-b]furo[2,3-h]chromen-6-one (Rotenone), from The Pesticide Manual, 11<sup>th</sup> Ed. (1997), The British Crop Protection Council, London, page 1097; and an extract from *Azadirachta indica*, especially azadirachtin, from The Pesticide Manual, 11<sup>th</sup> Ed. (1997), The British Crop Protection Council, London, page 59; and
- (LIII) a preparation which contains insect-active nematodes, preferably *Heterorhabditis bacteriophora* and *Heterorhabditis megidis*, from The Pesticide Manual, 11<sup>th</sup> Ed. (1997), The British Crop Protection Council, London, page 671; *Steinernema feltiae*, from The Pesticide Manual, 11<sup>th</sup> Ed. (1997), The British Crop Protection Council, London, page 1115 and *Steinernema scapterisci*, from The Pesticide Manual, 11<sup>th</sup> Ed. (1997), The British Crop Protection Council, London, page 1116;
- (LIV) a preparation obtainable from *Bacillus subtilis*, from The Pesticide Manual, 11<sup>th</sup> Ed. (1997), The British Crop Protection Council, London, page 72; or from a strain of *Bacillus thuringiensis* with the exception of compounds isolated from GC91 or from NCTC11821; The Pesticide Manual, 11<sup>th</sup> Ed. (1997), The British Crop Protection Council, London, page 73;
- (LV) a preparation which contains insect-active fungi, preferably *Verticillium lecanii*, from The Pesticide Manual, 11<sup>th</sup> Ed. (1997), The British Crop Protection Council, London, page 1266; *Beauveria brogniartii*, from The Pesticide Manual, 11<sup>th</sup> Ed. (1997), The British Crop Protection Council, London, page 85 and *Beauveria bassiana*, from The Pesticide Manual, 11<sup>th</sup> Ed. (1997), The British Crop Protection Council, London, page 83;
- (LVI) a preparation which contains insect-active viruses, preferably *Neodiprion Sertifer* NPV, from The Pesticide Manual, 11<sup>th</sup> Ed. (1997), The British Crop Protection Council, London, page 1342; *Mamestra brassicae* NPV, from The Pesticide Manual, 11<sup>th</sup> Ed. (1997), The British Crop Protection Council, London, page 759 and

17

*Cydia pomonella granulosis* virus, from The Pesticide Manual, 11<sup>th</sup> Ed. (1997), The British Crop Protection Council, London, page 291;

(CLXXXI) 7-chloro-2,3,4a,5-tetrahydro-2-[methoxycarbonyl(4-trifluoromethoxyphenyl)-carbamoyl]indol[1, 2e]oxazoline-4a-carboxylate (DPX-MP062, Indoxycarb), from The Pesticide Manual, 11<sup>th</sup> Ed. (1997), The British Crop Protection Council, London, page 453;

(CLXXXII) N-tert.-butyl-N'-(3,5-dimethylbenzoyl)-3-methoxy-2-methylbenzohydrazide (RH-2485, Methoxyfenozide), from The Pesticide Manual, 11<sup>th</sup> Ed. (1997), The British Crop Protection Council, London, page 1094; and

(CLXXXIII) (N'-[4-methoxy-biphenyl-3-yl]-hydrazinocarboxylic acid isopropylester (D 2341), from Brighton Crop Protection Conference, 1996, 487-493;

(R2) Book of Abstracts, 212th ACS National Meeting Orlando, Fla., Aug. 25-29 (1996), AGRO-020. Publisher: American Chemical Society, Washington, D.C. CONEN: 63BFAF.

As a consequence of the above details, a further essential aspect of the present invention relates to combination preparations for the control of parasites on warm-blooded animals, characterised in that they contain, in addition to a compound of formula I, at least one further active ingredient having the same or different sphere of activity and at least one physiologically acceptable carrier. The present invention is not restricted to two-fold combinations.

Especially preferred combination partners for the compounds of the formula I, of the present inventions are the more modern natural or chemically modified macrocyclic lactones (macrolides), such as avermectins, milbemycins and derivatives thereof, including prominent representatives such as Ivermectin, Doramectin, Moxidectin, Selamectin, Emamectin, Eprinomectin, Milbemectin, Abamectin, Milbemycin oxime, Nemadectin, and a derivative thereof, in the free form or in the form of a physiologically acceptable salt.

The combination of these two different classes of compounds leads to several advantageous effects. In the first instant, one observes a broadening of the activity spectrum with regard to the endo-parasites. The combination product is highly active against all sorts of commercially important worms and, what is really surprising, also against metabolic active larval stages. Investigations concerning arrested larval stages are still ongoing but it could well turn out that the combination product will also be effective against these stages.

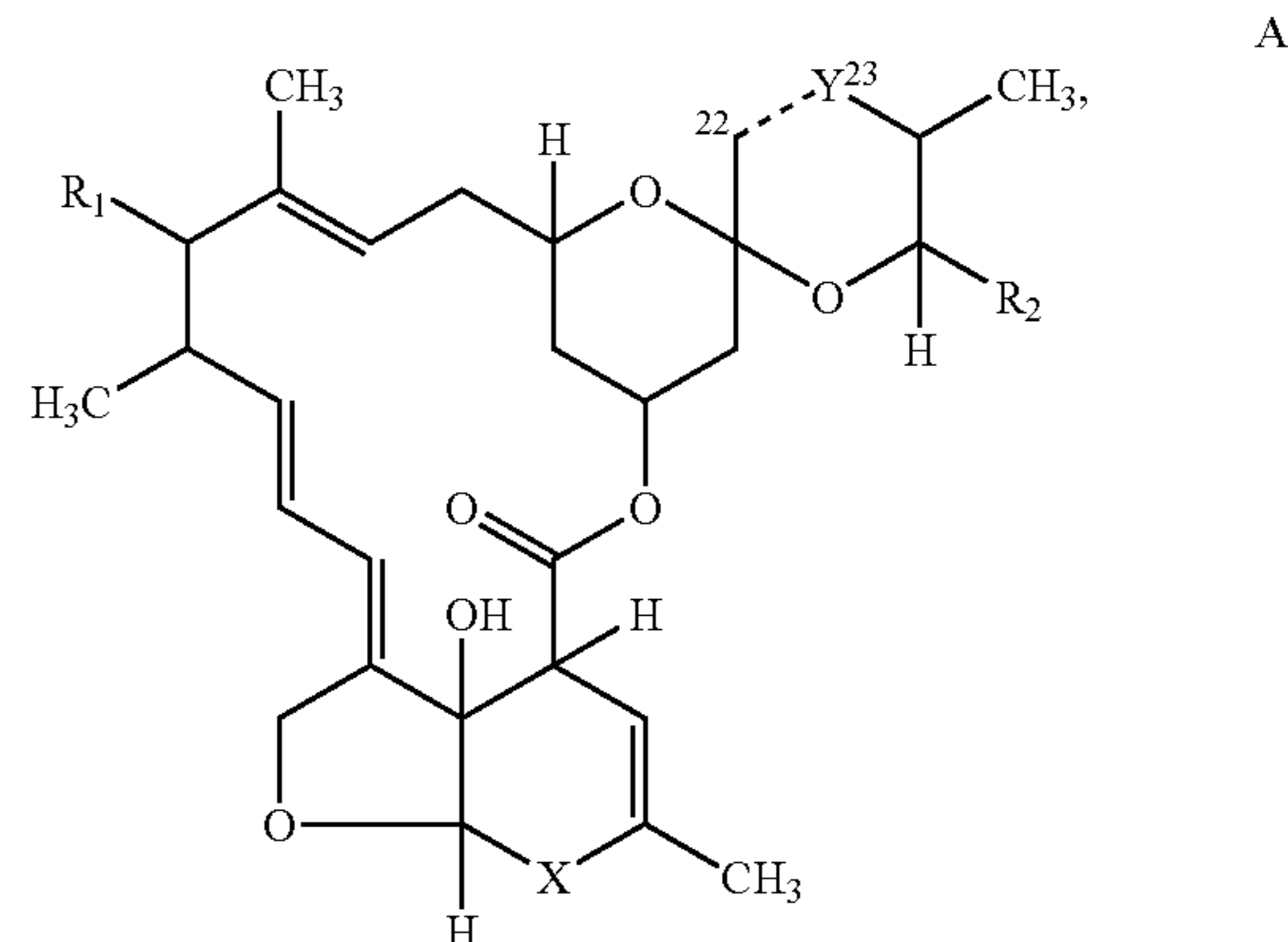
A further advantage of the combination product is the pest resistance management, meaning that the occurrence of resistance against the compounds of the formula I can drastically be delayed by the administration of the combination product instead of applying the compounds of formula I only. Another advantage is that the combination product can successfully be used even in those cases where the worm population has already developed resistance against a macrocyclic lactones.

Beyond this, a major advantage of the compounds of the formula I is their exhibiting full efficacy against worms resistant to commonly used products such as representatives of the macrocyclic lactones, e.g. Ivermectin or Moxidectin, and to Levamisole or representatives of the benzimidazole class of anthelmintics.

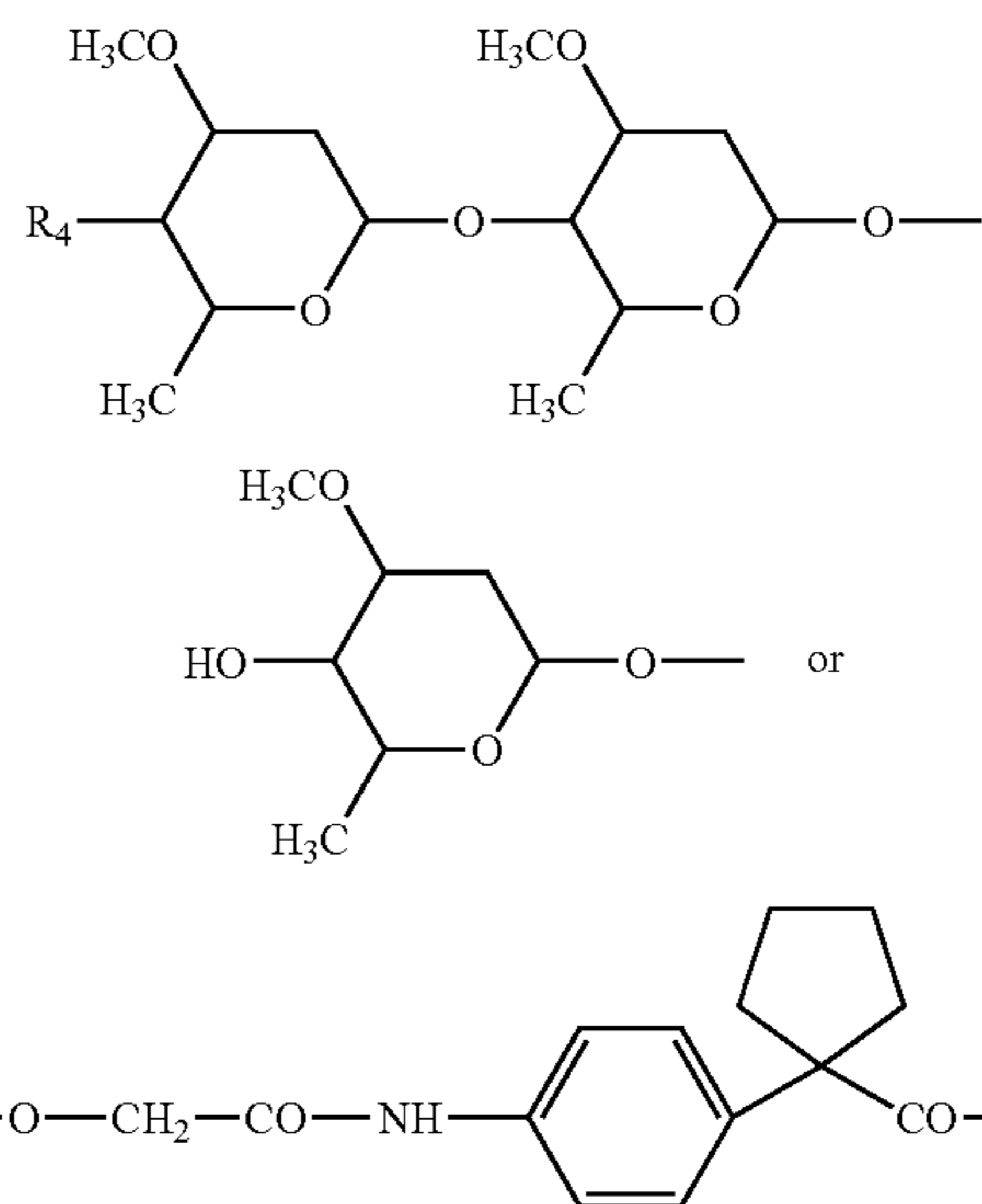
The macrocyclic lactones are most preferred because they exhibit a broad spectrum of activity. Most of them exhibit ecto- and in parallel endo-parasitic activity. Therefore, they are also called endectocides. Macrocyclic lactones bind to glutamated chlorine channels causing paralysis of the parasites in the first instance, followed by their death.

18

In the context of the invention, a preferred group of macrocyclic lactones is represented by compounds of formula



wherein X is  $-\text{C}(\text{H})(\text{OH})-$ ;  $-\text{C}(\text{O})-$ ; or  $-\text{C}(=\text{N}-\text{OH})-$ ; Y is  $-\text{C}(\text{H}_2)-$ ;  $=\text{C}(\text{H})-$ ;  $-\text{C}(\text{H})(\text{OH})-$ ; or  $-\text{C}(=\text{N}-\text{OCH}_3)-$ ; R<sub>1</sub> is hydrogen or one of radicals

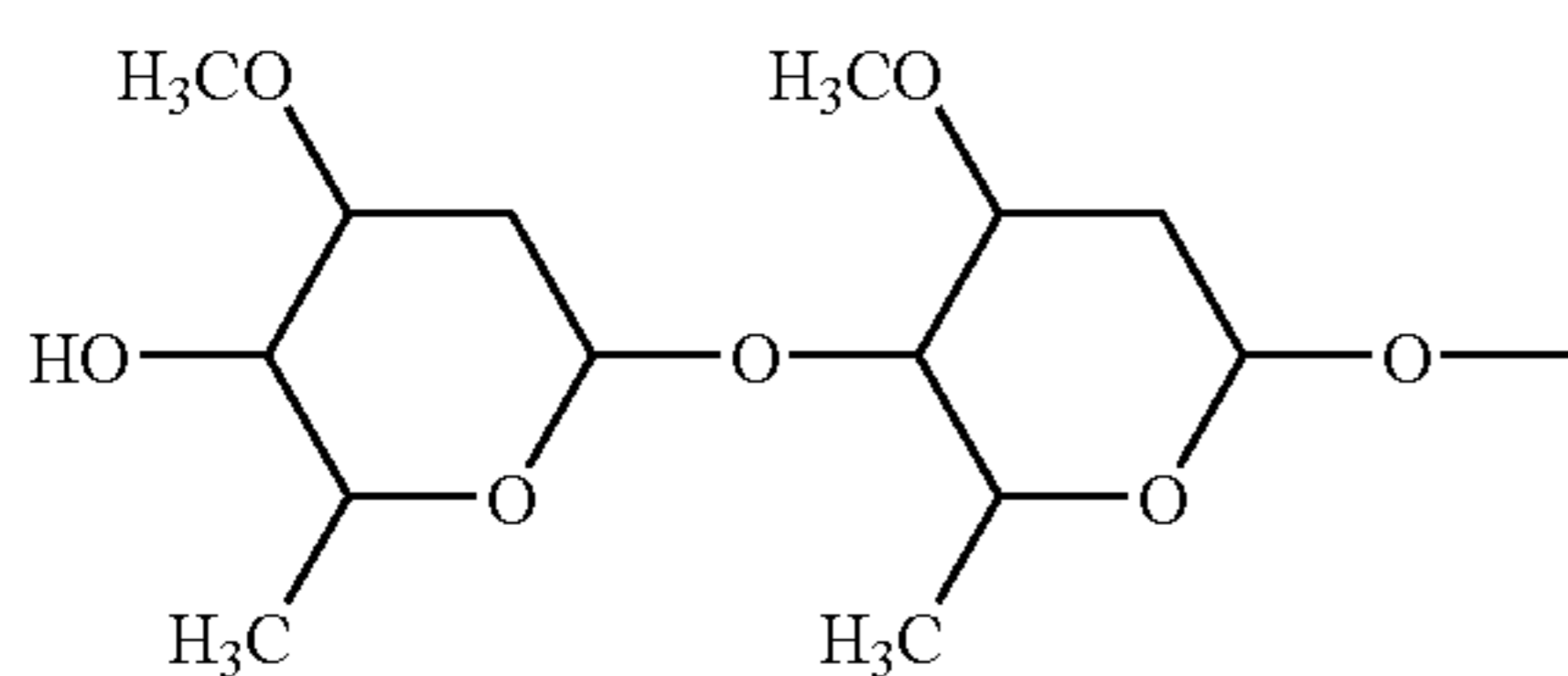


R<sub>4</sub> is hydroxyl,  $-\text{NH}-\text{CH}_3$  or  $-\text{NH}-\text{OCH}_3$ ; R<sub>2</sub> is hydrogen,  $-\text{CH}_3$ ,  $-\text{C}_2\text{H}_5$ ,  $-\text{CH}(\text{CH}_3)-\text{CH}_3$ ,  $-\text{CH}(\text{CH}_3)-\text{C}_2\text{H}_5$ ,  $-\text{C}(\text{CH}_3)=\text{CH}-\text{CH}(\text{CH}_3)_2$  or cyclohexyl; and if the bond between atoms 22 and 23 represents a double bond the carbon atom in 23-position is unsubstituted so that Y is  $=\text{C}(\text{H})-$ , or if the bond between atoms 22 and 23 is a single bond the carbon atom in 23-position is unsubstituted or substituted by hydroxy or by the group  $=\text{N}-\text{O}-\text{CH}_3$  so that Y is  $-\text{C}(\text{H}_2)-$ ;  $-\text{C}(\text{H})(\text{OH})-$ ; or  $-\text{C}(=\text{N}-\text{OCH}_3)-$ ; in free form or in the form of a physiologically acceptable salt.

Typical and especially preferred representatives of compounds of formula A are:

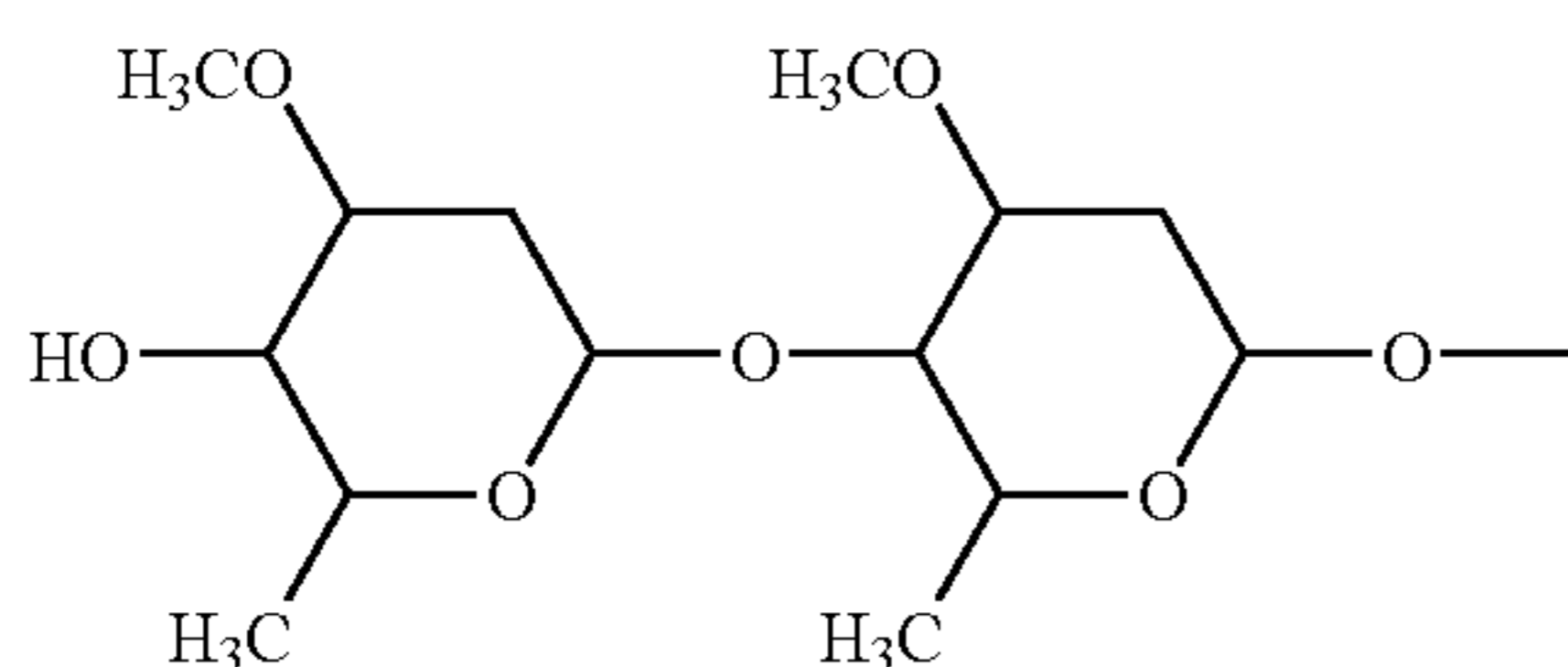
1) Ivermectin is 22,23-Dihydroabamectin; 22,23-dihydroavermectin B1; or 22,23-dihydro-C-076B1, wherein X is  $-\text{C}(\text{H})(\text{OH})-$ ; Y is  $-\text{C}(\text{H}_2)-$ ; R<sub>1</sub> is the radical

19



$R_2$  is either  $-\text{CH}(\text{CH}_3)-\text{CH}_3$  or  $-\text{CH}(\text{CH}_3)-\text{C}_2\text{H}_5$  and the bond between atoms 22 and 23 represents a single bond. Ivermectin is known from U.S. Pat. No. 4,199,569.

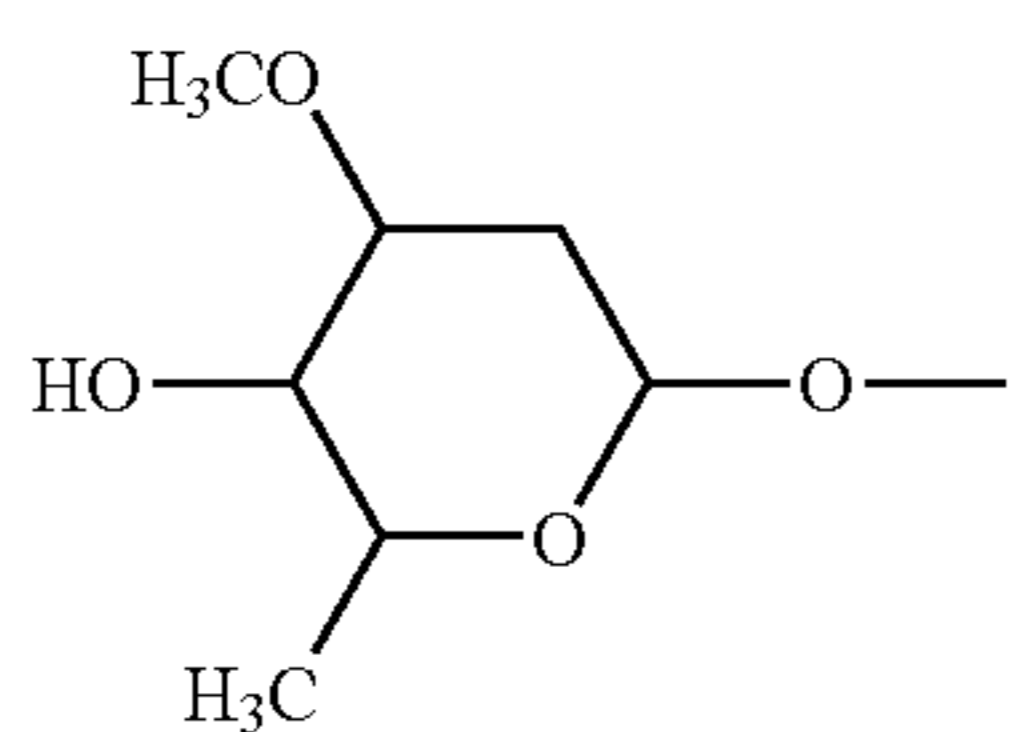
2) Doramectin is 25-Cyclohexyl-5-O-demethyl-25-de(1-methylpropyl)avermectin A1a, wherein X is  $-\text{C}(\text{H})(\text{OH})-$ ; Y is  $=\text{C}(\text{H})-$ ;  $R_1$  is the radical



$R_2$  is cyclohexyl and the bond between atoms 22 and 23 represents a double bond. Doramectin is known from U.S. Pat. No. 5,089,480.

3) Moxidectin, is [6R, 23E, 25S (E)]-5-O-Demethyl-28-deoxy-25-(1,3-dimethyl-1-butenyl)-6,28-epoxy-23-(methoxyimino)milbemycin B, wherein X is  $-\text{C}(\text{H})(\text{OH})-$ ; Y is  $-\text{C}(=\text{N}-\text{OCH}_3)-$ ;  $R_1$  is hydrogen;  $R_2$  is  $-\text{C}(\text{CH}_3)=\text{CH}-\text{CH}(\text{CH}_3)_2$ ; and the bond between atoms 22 and 23 represents a single bond. Moxidectin is known from EP-0,237,339 and U.S. Pat. No. 4,916,154.

4) Selamectin is 25-cyclohexyl-25-de(1-methylpropyl)-5-deoxy-22,23-dihydro-5-(hydroxyimino)avermectin B1 monosaccharide and thus a compound of formula A, wherein X is  $-\text{C}(=\text{N}-\text{OH})-$ ; Y is  $-\text{C}(\text{H}_2)-$ ;  $R_1$  is the radical

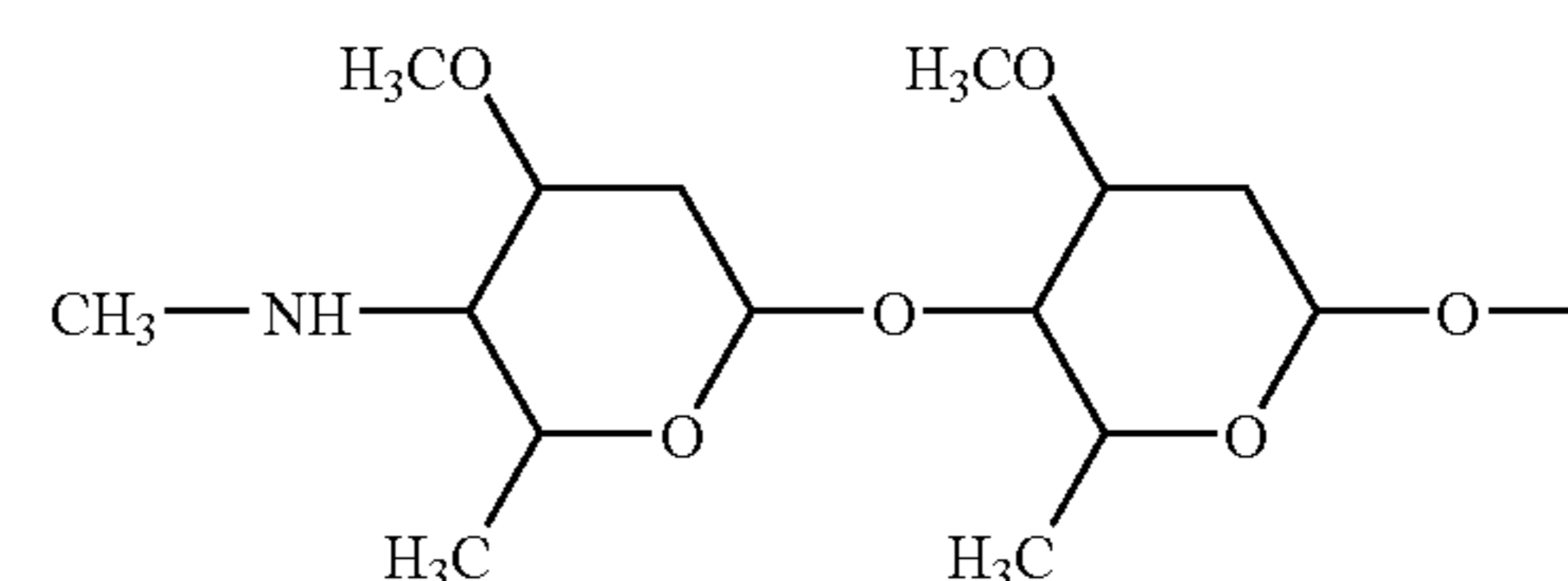


$R_2$  is cyclohexyl; and the bond between atoms 22 and 23 represents a single bond. Selamectin is known e.g. from: ECTOPARASITE ACTIVITY OF SELAMECTIN; A novel endectocide for dogs and cats. A Pfizer Symposium, held in conjunction with The 17th international Conference of the World Association for the Advancement of Veterinary Parasitology, 19 Aug. 1999. Copenhagen, Denmark.

5) Emamectin is (4''-R)-5-O-demethyl-4''-deoxy-4''-(methylamino)avermectin A1a and (4''-R)-5-O-demethyl-25-de(1-methylpropyl)-4''-deoxy-4''-(methylamino)-

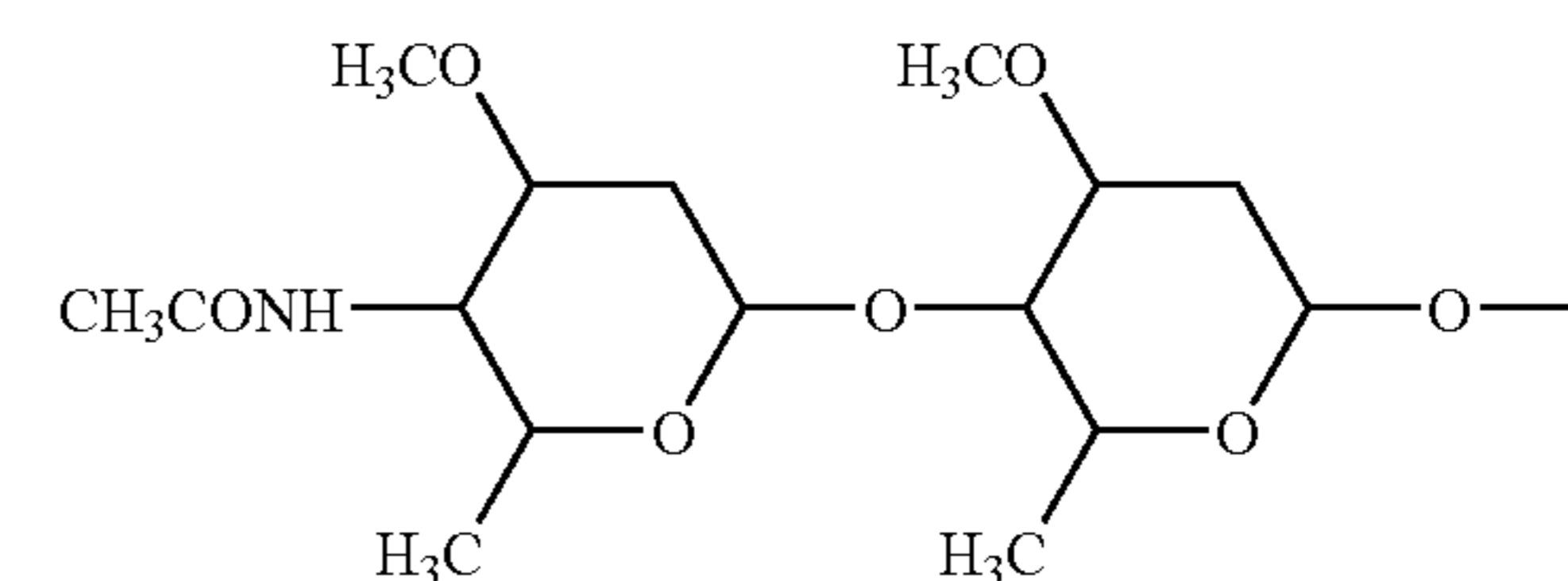
20

25-(1-methylethyl)avermectin A1a (9:1), wherein X is  $-\text{C}(\text{H})(\text{OH})-$ ; Y is  $=\text{C}(\text{H})-$ ;  $R_1$  is



$R_2$  is  $-\text{CH}(\text{CH}_3)-\text{CH}_3$ , or  $-\text{CH}(\text{CH}_3)-\text{C}_2\text{H}_5$ , and the bond between atoms 22 and 23 represents a double bond. Emamectin is known from U.S. Pat. No. 4,874,749.

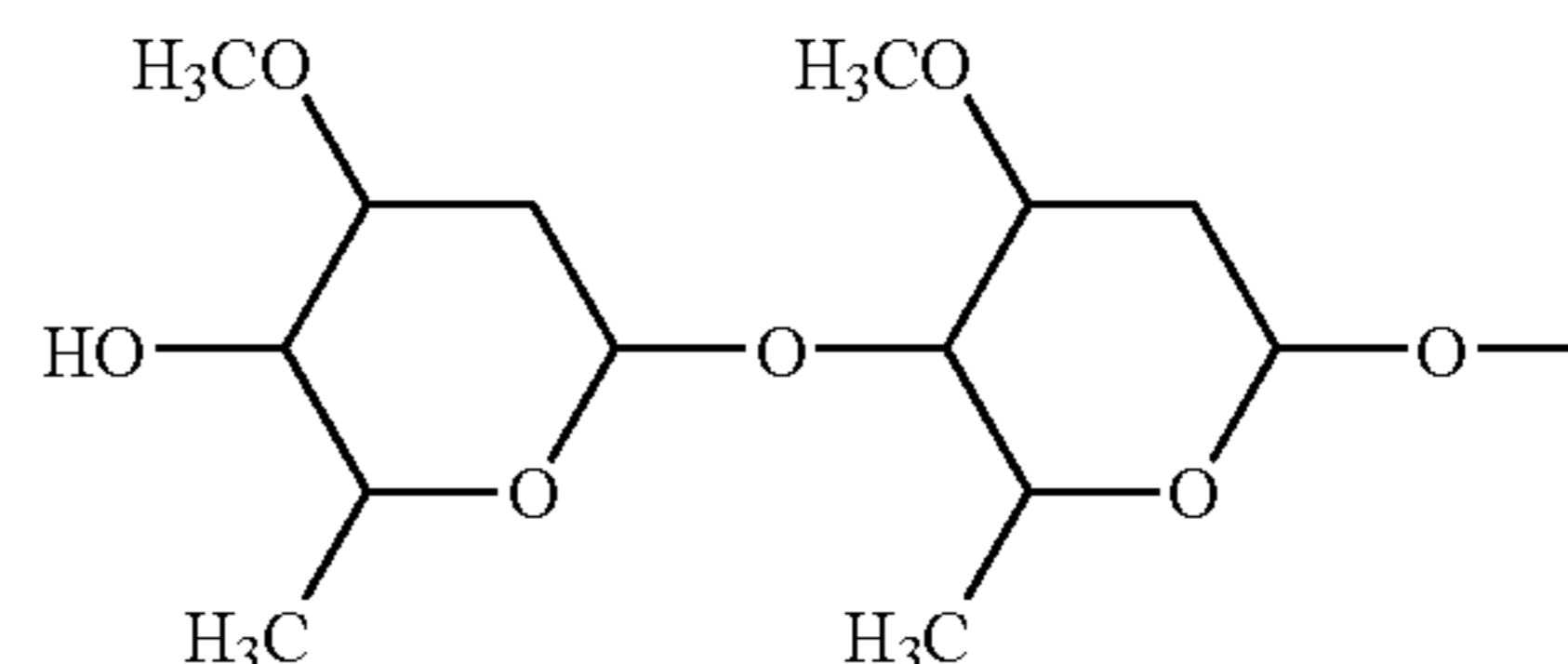
6) Eprinomectin is (4''-R)-4''-epi-(acetylamino)-4''-deoxyavermectin B1, wherein X is  $-\text{C}(\text{H})(\text{OH})-$ ; Y is  $=\text{C}(\text{H})-$ ;  $R_1$  is the radical



$R_2$  is  $-\text{CH}(\text{CH}_3)-\text{CH}_3$ , or  $-\text{CH}(\text{CH}_3)-\text{C}_2\text{H}_5$ , and the bond between atoms 22 and 23 represents a double bond. Eprinomectin is known from U.S. Pat. No. 4,427,663.

7) Milbemectin is (6R,25R)-5-O-demethyl-28-deoxy-6,28-epoxy-25-methylmilbemycin, wherein X is  $-\text{C}(\text{H})(\text{OH})-$ ; Y is  $-\text{C}(\text{H}_2)-$ ;  $R_1$  is hydrogen;  $R_2$  is  $-\text{CH}_3$ , or  $-\text{C}_2\text{H}_5$ ; and the bond between atoms 22 and 23 represents a single bond. Milbemectin is known from U.S. Pat. No. 3,950,360.

8) Abamectin is Avermectin B1 which is also named 5-O-demethylavermectin A1a and 5-O-demethyl-25-de(1-methylpropyl)-25-(1-methylethyl)avermectin A1a (4:1), wherein X is  $-\text{C}(\text{H})(\text{OH})-$ ; Y is  $=\text{C}(\text{H})-$ ;  $R_1$  is the radical

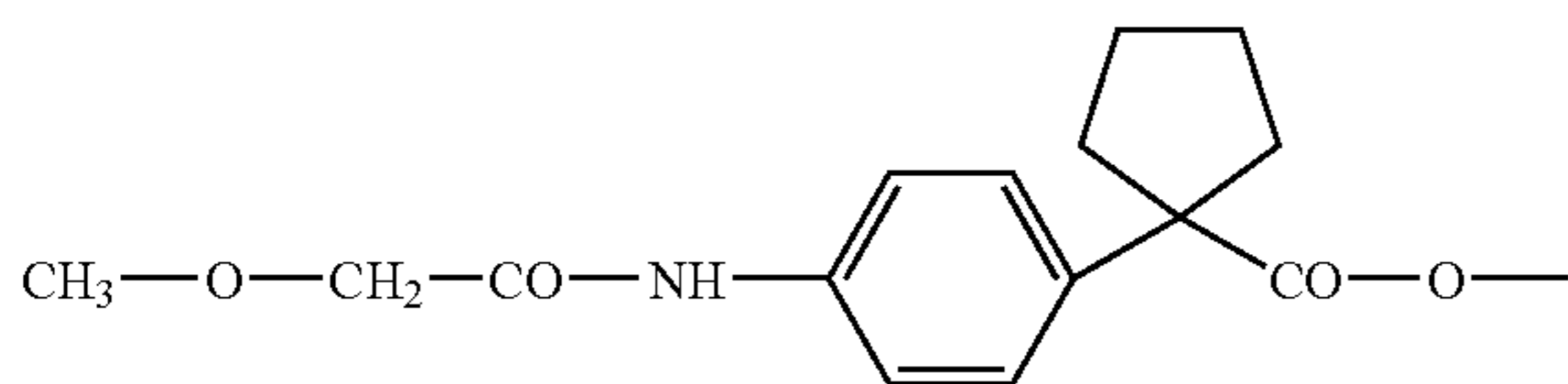


$R_2$  is  $-\text{CH}(\text{CH}_3)-\text{CH}_3$ , or  $-\text{CH}(\text{CH}_3)-\text{C}_2\text{H}_5$ ; and the bond between atoms 22 and 23 represents a double bond. Abamectin is known from U.S. Pat. No. 4,310,519.

9) Milbemycin oxime is milbemycin A4 5-oxime; milbemycin A3 5-oxime, wherein X is  $-\text{C}(\text{H})(\text{OH})-$ ; Y is  $-\text{C}(\text{H}_2)-$ ;  $R_1$  is hydrogen;  $R_2$  is  $-\text{CH}(\text{CH}_3)-\text{CH}_3$ , or  $-\text{CH}(\text{CH}_3)-\text{C}_2\text{H}_5$ , and the bond between atoms 22 and 23 represents a single bond. Milbemycin oxime is known from U.S. Pat. No. 4,547,520.

21

10) The compound of the formula A wherein X is —C(H)(OH)—; Y is —C(H<sub>2</sub>)—; R<sub>1</sub> is the radical



R<sub>2</sub> is —CH<sub>3</sub> or C<sub>2</sub>H<sub>5</sub>, and the bond between atoms 22 and 23 represents a single bond. This compound is known from WO 01/83500.

11) Nemadectin is antibiotic S-541A; also named [6 R, 23S, 25S, (E)]-5-O-Demethyl-28-deoxy-25-(1,3-dimethyl-1-butenyl)-6,28-epoxy-23-hydroxymilbemycin B; wherein X is =CH—OH; Y is —C(H<sub>2</sub>)—; R<sub>1</sub> is hydrogen; R<sub>2</sub> is —C(CH<sub>3</sub>)=CH—CH(CH<sub>3</sub>)<sub>2</sub>, and the bond between atoms 22 and 23 represents a single bond. Nemadectin is known from U.S. Pat. No. 4,869,901.

The compounds specifically mentioned under items 1-11 hereinbefore are preferred embodiments of the present invention and can be used either alone or in combination with another endo-parasiticide, ecto-parasiticide or endecticide.

Especially preferred combination partners are Ivermectin, Abamectin and Moxidectin.

As a rule, the anthelmintic compositions according to the invention contain 0.1 to 99% by weight, especially 0.1 to 95% by weight of active ingredient of formula I, Ia or mixtures thereof, 99.9 to 1% by weight, especially 99.8 to 5% by weight of a solid or liquid admixture, including 0 to 25% by weight, especially 0.1 to 25% by weight of a surfactant.

Application of the compositions according to the invention to the animals to be treated may take place topically, perorally, parenterally or subcutaneously, the composition being present in the form of solutions, emulsions, suspensions, (drenches), powders, tablets, boli, capsules and pour-on formulations.

The pour-on or spot-on method consists in applying the compound of formula I to a specific location of the skin or coat, advantageously to the neck or backbone of the animal. This takes place e.g. by applying a swab or spray of the pour-on or spot-on formulation to a relatively small area of the coat, from where the active substance is dispersed almost automatically over wide areas of the fur owing to the spreading nature of the components in the formulation and assisted by the animal's movements.

Pour-on or spot-on formulations suitably contain carriers, which promote rapid dispersment over the skin surface or in the coat of the host animal, and are generally regarded as spreading oils. Suitable carriers are e.g. oily solutions; alcoholic and isopropanolic solutions such as solutions of 2-octyldodecanol or oleyl alcohol; solutions in esters of monocarboxylic acids, such as isopropyl myristate, isopropyl palmitate, lauric acid oxalate, oleic acid oleyl ester, oleic acid decyl ester, hexyl laurate, oleyl oleate, decyl oleate, capric acid esters of saturated fat alcohols of chain length C<sub>12</sub>-C<sub>18</sub>; solutions of esters of dicarboxylic acids, such as dibutyl phthalate, diisopropyl isophthalate, adipic acid diisopropyl ester, di-n-butyl adipate or also solutions of esters of aliphatic acids, e.g. glycols. It may be advantageous for a dispersing agent to be additionally present, such as one known from the pharmaceutical or cosmetic industry. Examples are 2-pyrrolidone, 2-(N-alkyl)pyrrolidone, acetone, polyethylene glycol and the ethers and esters thereof, propylene glycol or synthetic triglycerides.

22

The oily solutions include e.g. vegetable oils such as olive oil, groundnut oil, sesame oil, pine oil, linseed oil or castor oil. The vegetable oils may also be present in epoxidised form. Paraffins and silicone oils may also be used.

A pour-on or spot-on formulation generally contains 1 to 20% by weight of a compound of formula I, 0.1 to 50% by weight of dispersing agent and 45 to 98.9% by weight of solvent.

The pour-on or spot-on method is especially advantageous for use on herd animals such as cattle, horses, sheep or pigs, in which it is difficult or time-consuming to treat all the animals orally or by injection. Because of its simplicity, this method can of course also be used for all other animals, including individual domestic animals or pets, and is greatly favoured by the keepers of the animals, as it can often be carried out without the specialist presence of the veterinarian.

Whereas it is preferred to formulate commercial products as concentrates, the end user will normally use dilute formulations.

Such compositions may also contain further additives, such as stabilisers, anti-foaming agents, viscosity regulators, binding agents or tackifiers, as well as other active ingredients, in order to achieve special effects.

Anthelmintic compositions of this type, which are used by the end user, similarly form a constituent of the present invention.

In each of the processes according to the invention for pest control or in each of the pest control compositions according to the invention, the active ingredients of formula I can be used in all of their steric configurations or in mixtures thereof.

The invention also includes a method of prophylactically protecting warm-blooded animals, especially productive livestock, domestic animals and pets, against parasitic helminths, which is characterised in that the active ingredients of the formula or the active ingredient formulations prepared therefrom are administered to the animals as an additive to the feed, or to the drinks or also in solid or liquid form, orally or by injection or parenterally. The invention also includes the compounds of formula I according to the invention for usage in one of the said processes.

The following examples serve merely to illustrate the invention without restricting it, the term active ingredient representing a substance listed in table 1.

In particular, preferred formulations are made up as follows:

(%=percent by weight)

#### FORMULATION EXAMPLES

	1. Granulate	
	a)	b)
active ingredient	5%	10%
kaolin	94%	—
highly dispersed silicic acid	1%	—
attapulgit	—	90%

The active ingredient is dissolved in methylene chloride, sprayed onto the carrier and the solvent subsequently concentrated by evaporation under vacuum. Granulates of this kind can be mixed with the animal feed.

2. Granulate	
active ingredient	3%
polyethylene glycol (mw 200)	3%
kaolin	94%

(mw = molecular weight)

The finely ground active ingredient is evenly applied in a mixer to the kaolin which has been moistened with polyethylene glycol. In this way, dust-free coated granules are obtained.

3. Tablets or boli		
I	active ingredient	33.00%
	methylcellulose	0.80%
	silicic acid, highly dispersed	0.80%
	corn starch	8.40%
II	lactose, cryst.	22.50%
	corn starch	17.00%
	microcryst. cellulose	16.50%
	magnesium stearate	1.00%

I Methyl cellulose is stirred into water. After the material has swollen, silicic acid is stirred in and the mixture homogeneously suspended. The active ingredient and the corn starch are mixed. The aqueous suspension is worked into this mixture and kneaded to a dough. The resulting mass is granulated through a 12 M sieve and dried.

II All 4 excipients are mixed thoroughly.

III The preliminary mixes obtained according to I and II are mixed and pressed into tablets or boli.

4. Injectables		
A.	Oily vehicle (slow release)	
	1.	active ingredient 0.1-1.0 g groundnut oil ad 100 ml
2.	active ingredient 0.1-1.0 g sesame oil ad 100 ml	

Preparation: The active ingredient is dissolved in part of the oil whilst stirring and, if required, with gentle heating, then after cooling made up to the desired volume and sterile-filtered through a suitable membrane filter with a pore size of 0.22  $\mu\text{m}$ .

B Water-miscible solvent (average rate of release)	
active ingredient	0.1-1.0 g
4-hydroxymethyl-1,3-dioxolane (glycerol formal)	40 g
1,2-propanediol	ad 100 ml
active ingredient	0.1-1.0 g
glycerol dimethyl ketal	40 g
1,2-propanediol	ad 100 ml

Preparation: The active ingredient is dissolved in part of the solvent whilst stirring, made up to the desired volume and sterile-filtered through a suitable membrane filter with a pore size of 0.22  $\mu\text{m}$ .

C. Aqueous solubilisate (rapid release)		
1.	active ingredient	0.1-1.0 g
	polyethoxylated castor oil (40 ethylene oxide units)	10 g
	1,2-propanediol	20 g
	benzyl alcohol	1 g
2.	aqua ad inject.	ad 100 ml
	active ingredient	0.1-1.0 g
	polyethoxylated sorbitan monooleate (20 ethylene oxide units)	8 g
	4-hydroxymethyl-1,3-dioxolane (glycerol formal)	20 g
3.	benzyl alcohol	1 g
	aqua ad inject.	ad 100 ml
	active ingredient	10 g
	ethanol 96%	10 g
4.	propylene carbonate	20 g
	polyethylene glycol (PEG 300)	ad 100 g

Preparation: The active ingredient is dissolved in the solvents and the surfactant, and made up with water to the desired volume. Sterile filtration through an appropriate membrane filter of 0.22  $\mu\text{m}$  pore size.

5. Pour on		
<u>A.</u>		
active ingredient		5 g
isopropyl myristate		10 g
isopropanol		ad 100 ml
<u>B.</u>		
active ingredient		2 g
hexyl laurate		5 g
medium-chained triglyceride		15 g
ethanol		ad 100 ml
<u>C.</u>		
active ingredient		2 g
oleyl oleate		5 g
N-methyl-pyrrolidone		40 g
isopropanol		ad 100 g

The aqueous systems may also preferably be used for oral and/or intraruminal application.

The compositions may also contain further additives, such as stabilisers, e.g. where appropriate epoxidised vegetable oils (epoxidised coconut oil, rapeseed oil, or soybean oil); antifoams, e.g. silicone oil, preservatives, viscosity regulators, binders, tackifiers, as well as fertilisers or other active ingredients to achieve special effects.

Further biologically active substances or additives, which are neutral towards the compounds of formula I and do not have a harmful effect on the host animal to be treated, as well as mineral salts or vitamins, may also be added to the described compositions.

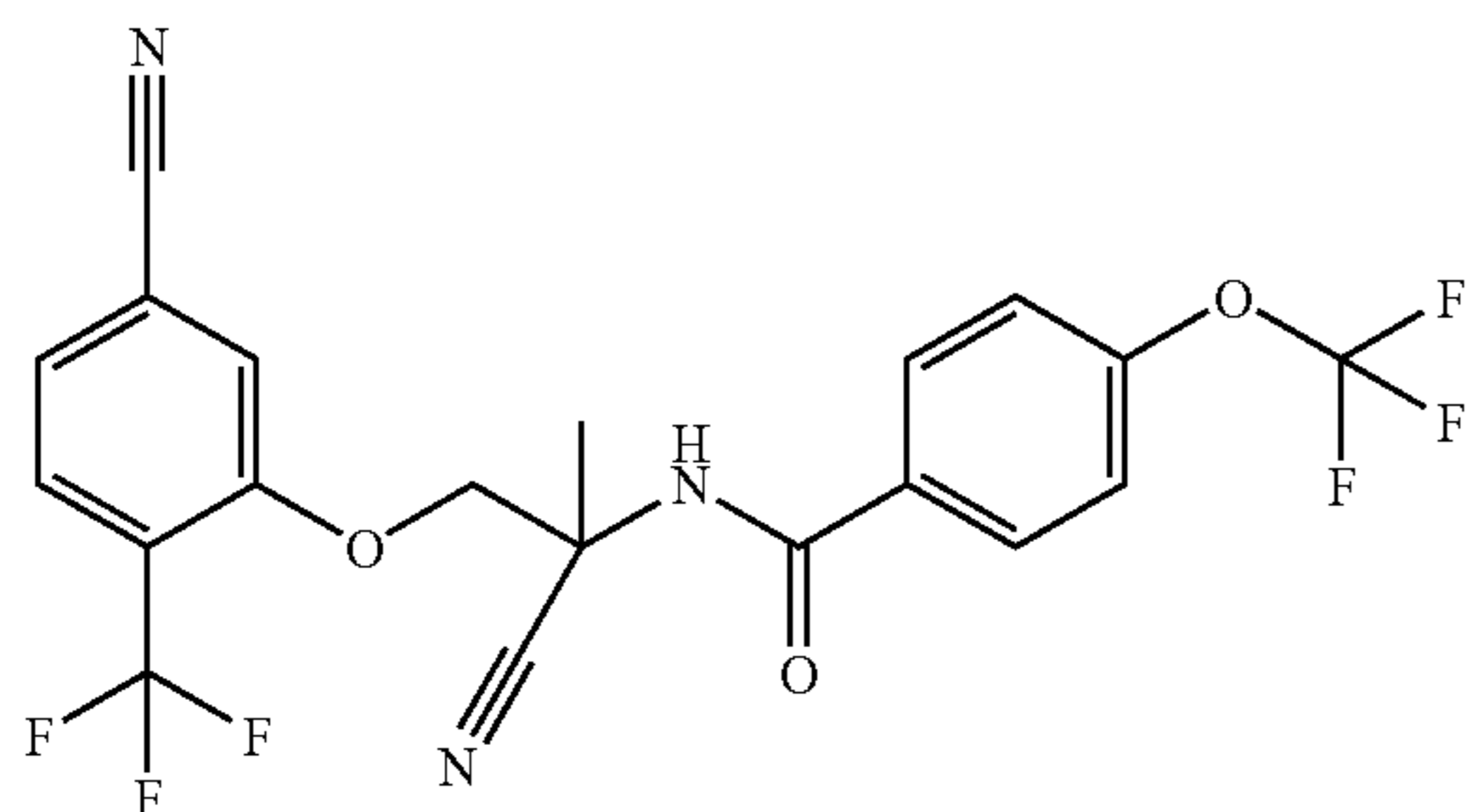
The following examples serve to illustrate the invention. They do not limit the invention. The letter 'h' stands for hour.

## 25

## PREPARATION EXAMPLES

## Example 1

N-[1-cyano-1-methyl-2-(5-cyano-2-trifluoromethylphenoxy)-ethyl]-4-trifluoromethoxybenzamide



a) To a mixture of 12.8 g of sodium cyanide, 16.9 g of ammonium chloride and 450 ml of a 7M solution of ammonia in methanol and additional 225 ml of methanol, stirred at room temperature, 15 g of hydroxyacetone are added. The reaction mixture is stirred for 24 h, then filtered and evaporated under reduced pressure. The white residue is stirred in 100 ml of ethylacetate, filtered and concentrated under vacuum. Finally, the oily residue is washed in 50 ml dichloromethane, yielding 2-amino-2-hydroxymethylpropionitrile as a solid.

b) In 68 ml of ethylacetate 5.9 g of 2-amino-2-hydroxymethylpropionitrile are dissolved and 68 ml of a 1M solution of sodium bicarbonate in water are added. To this mixture, 12 g of 4-trifluoromethylbenzoylchloride are added dropwise at room temperature. After stirring for 2 h, 100 ml of water and 100 ml of ethylacetate are added and stirred. The organic phase is then separated, washed with brine, dried over magnesium sulphate, filtered and evaporated to yield N-[1-cyano-2-hydroxy-1-methylethyl]-4-trifluoromethoxybenzamide.

c) In 5 ml of dried tetrahydrofuran, 651 mg N-[1-cyano-2-hydroxy-1-methylethyl]-4-trifluoromethoxybenzamide and 427 mg 3-fluoro-4-trifluoromethylbenzoylchloride are dissolved and 63 mg of sodium hydride are added under stirring at 0°. The reaction mixture is stirred for 20 h at room temperature, then quenched with 5 ml of water and finally diluted with 15 ml of brine. The crude product is extracted with 3×10 ml of ethylacetate, the combined organic phases washed with brine, dried over magnesium sulphate, filtered and evaporated. The residue is purified by flash chromatography to yield the title compound as white crystals of m. p. 75-8°.

The substances named in the following table may also be prepared analogously to the above-described method. The values of the melting points are given in ° C.

TABLE 1

No.	X	Q	phys. data
1.1	Cl	4-CN	m.p.: 147-9°
1.2	Br	4-CN	

## 26

TABLE 1-continued

No.	X	Q	phys. data
1.3	CF <sub>3</sub>	4-CN	m.p.: 184-6°
1.4	Cl	5-CN	m.p.: 147-9°
1.5	Br	5-CN	
1.6	CF <sub>3</sub>	5-CN	m.p.: 154°

TABLE 2

No.	X	Q	phys. data
2.1	Cl	4-CN	m.p.: 60-2°
2.2	Br	4-CN	
2.3	CF <sub>3</sub>	4-CN	m.p.: 80-2°
2.4	Cl	5-CN	m.p.: 132-4°
2.5	Br	5-CN	
2.6	CF <sub>3</sub>	5-CN	m.p.: 75-8°

TABLE 3

No.	X	Y	Q	phys. data
3.1	Cl	S	4-CN	m.p.: 167-9°
3.2	Cl	SO	4-CN	
3.3	Cl	SO <sub>2</sub>	4-CN	
3.4	Br	S	4-CN	
3.5	Br	SO	4-CN	
3.6	Br	SO <sub>2</sub>	4-CN	
3.7	CF <sub>3</sub>	S	4-CN	m.p.: 79-82°
3.8	CF <sub>3</sub>	SO	4-CN	
3.9	CF <sub>3</sub>	SO <sub>2</sub>	4-CN	
3.10	Cl	S	5-CN	m.p.: 125-7°
3.11	Cl	SO	5-CN	
3.12	Cl	SO <sub>2</sub>	5-CN	
3.13	Br	S	5-CN	
3.14	Br	SO	5-CN	
3.15	Br	SO <sub>2</sub>	5-CN	
3.16	CF <sub>3</sub>	S	5-CN	m.p.: 69-73°
3.17	CF <sub>3</sub>	SO	5-CN	
3.18	CF <sub>3</sub>	SO <sub>2</sub>	5-CN	m.p.: 80-100°

**27**  
BIOLOGICAL EXAMPLES

1. In-vivo Test on *Trichostrongylus colubriformis* and *Haemonchus contortus* on Mongolian Gerbils (*Meriones unguiculatus*) Using Peroral Application

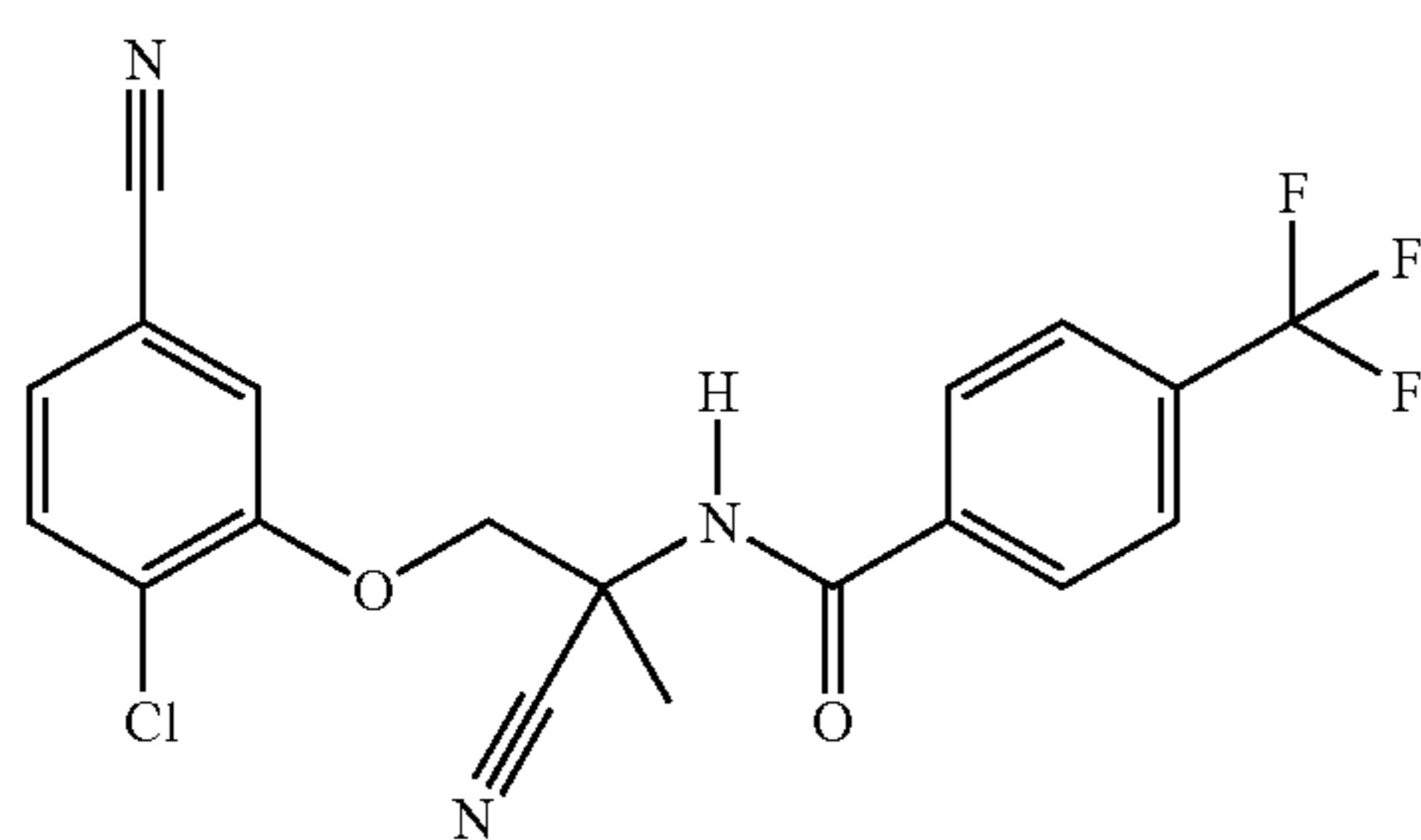
Six to eight week old Mongolian gerbils are infected through a stomach tube with ca. 2000 third instar larvae each of *T. colubriformis* and *H. contortus*. 6 days after infection, the gerbils are treated by peroral application with the test compounds, dissolved in a mixture of 2 parts DMSO and 1 part polyethylene glycol (PEG 400), in quantities of 100, 32 and 10-0.1 mg/kg. On day 9 (3 days after treatment), when most of the *H. contortus* that are still present are late 4th instar larvae and most of the *T. colubriformis* are immature adults, the gerbils are killed in order to count the worms. The efficacy is calculated as the % reduction of the number of worms in each gerbil, compared with the geometric average of number of worms from 6 infected and untreated gerbils.

In this test, a vast reduction in nematode infestation is achieved with compounds of formula I.

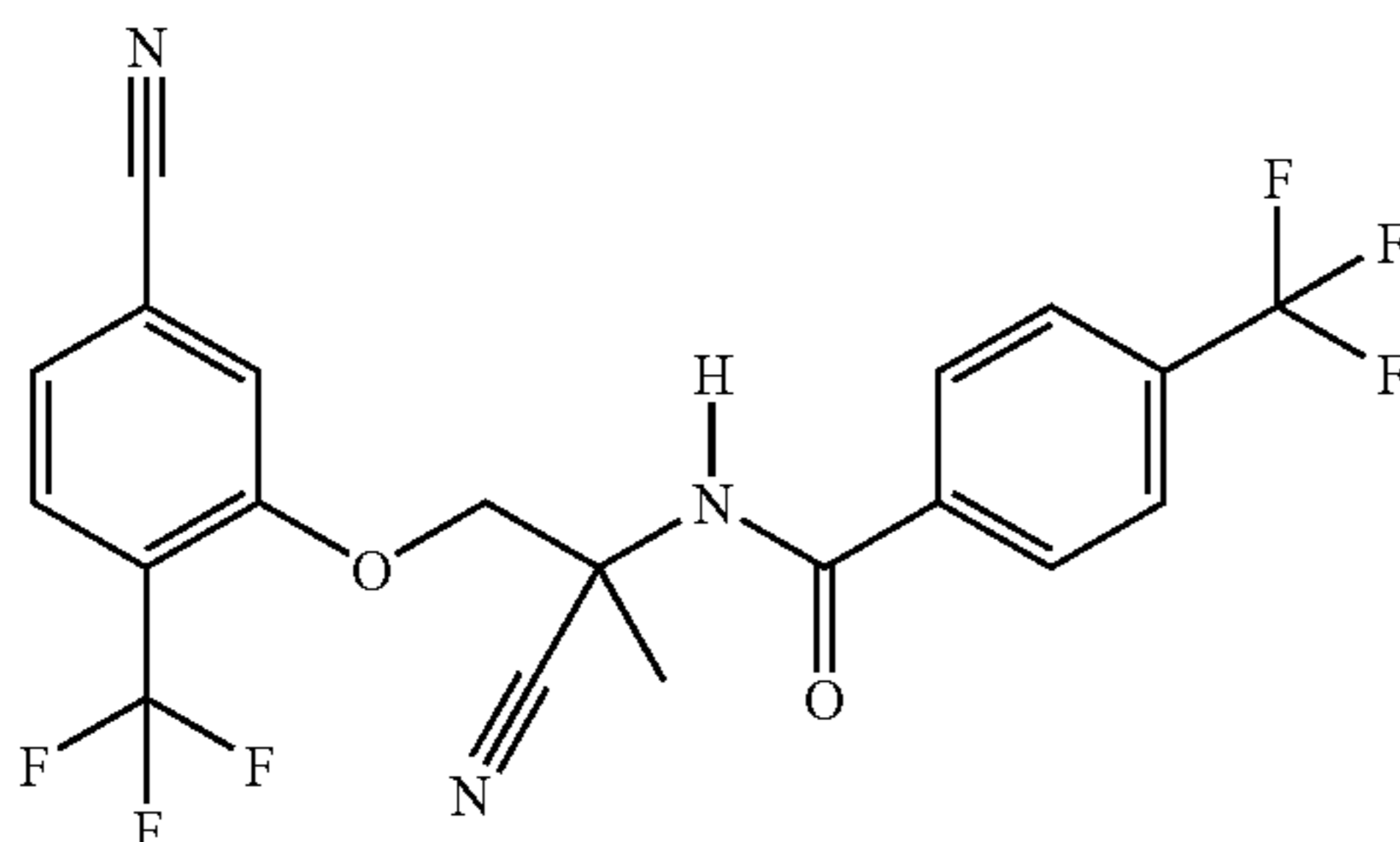
The following tables B1, B2 and B3 show a comparison of a series of the compounds of tables 1, 2 and 3 with structurally most closely related ones known from literature, proving the astounding efficacy increase in this test over the state of the art (Hc: *Haemonchus contortus*; Tc: *Trichostrongylus colubriformis*):

TABLE B1

Compounds of table 1



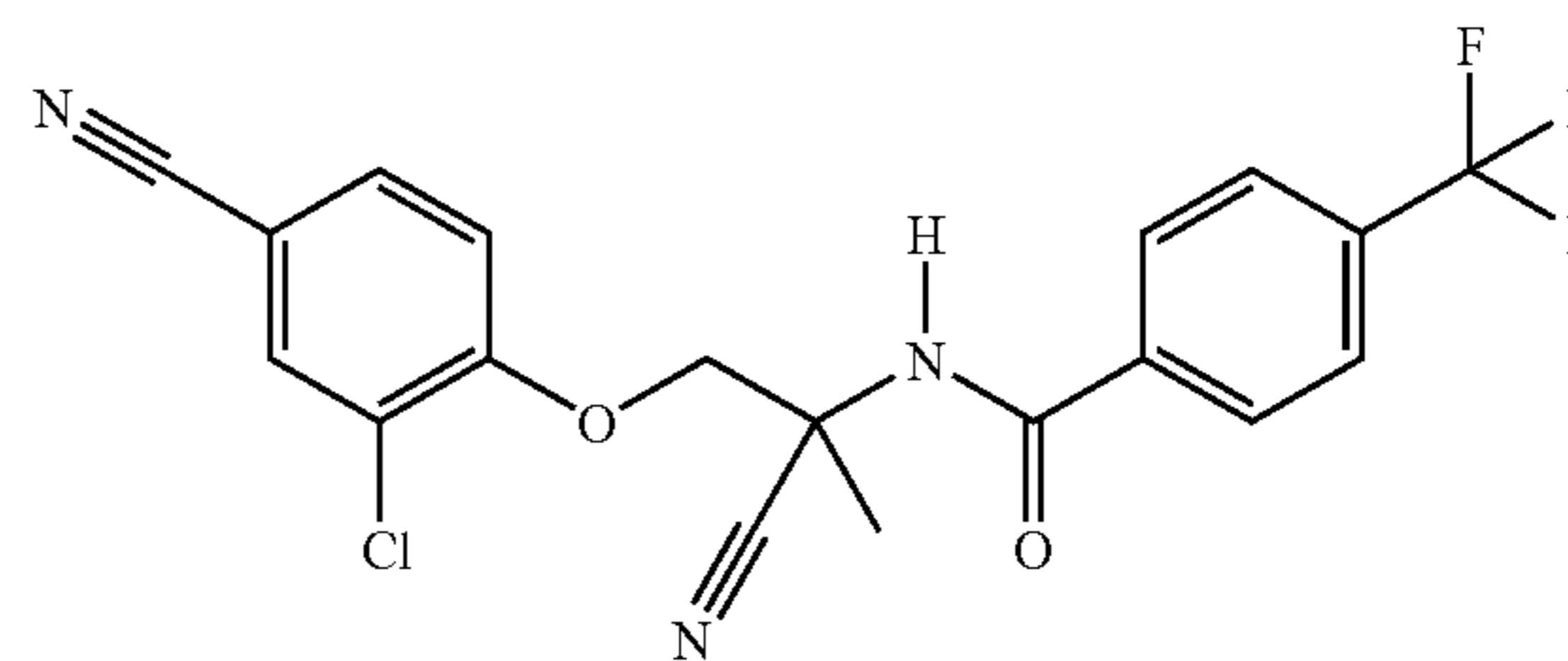
No. 1.4  
1 mg/kg; Hc: 82%



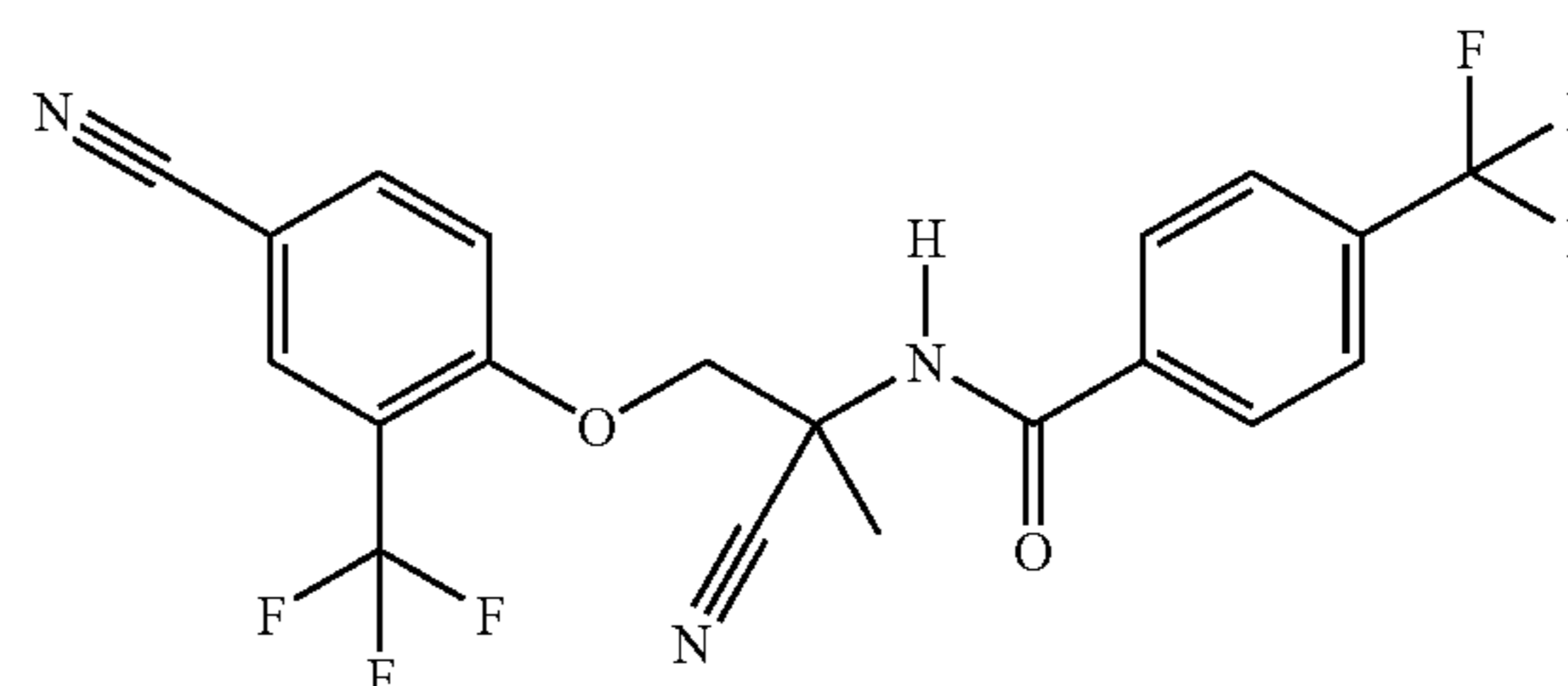
No. 1.6  
1 mg/kg; Hc: 97%  
1 mg/kg; Tc: 87%

**28**

TABLE B1-continued

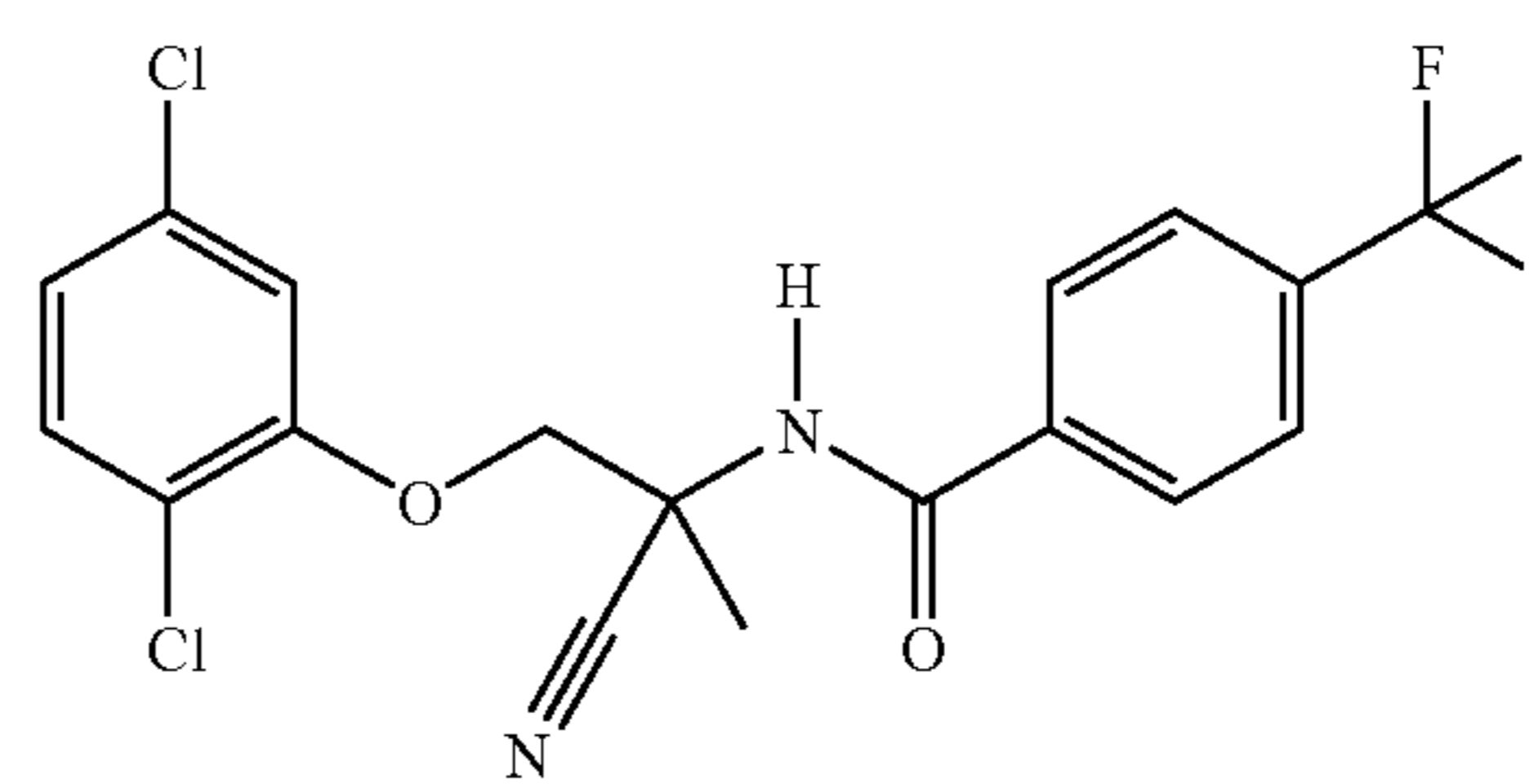


No. 1.1  
1 mg/kg; Hc: 97%  
1 mg/kg; Tc: 87%

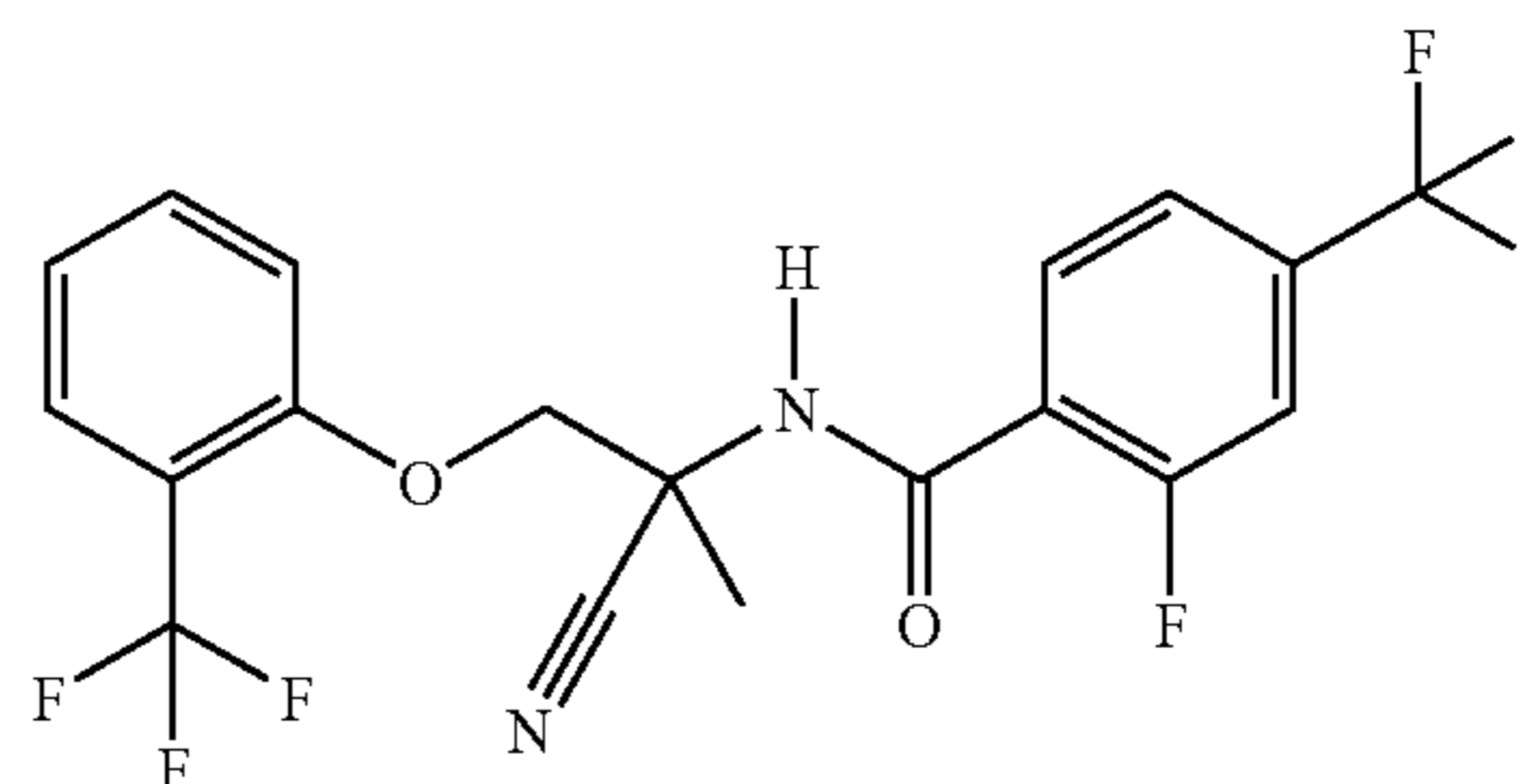


No. 1.3  
1 mg/kg; Hc: 97%  
1 mg/kg; Tc: 91%

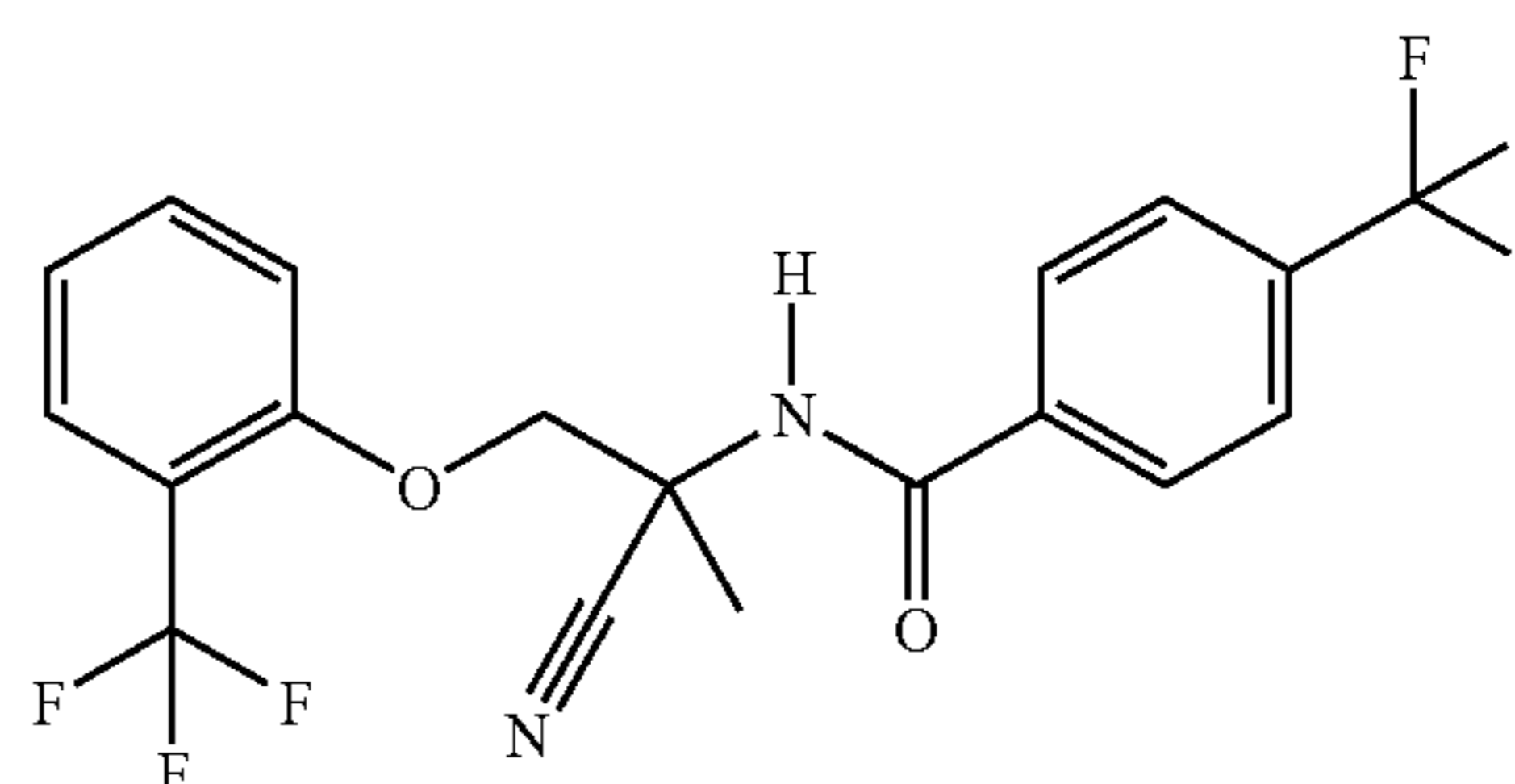
Compounds disclosed in WO 02/49641 A2



No. 1.72  
10 mg/kg; Hc: 66%

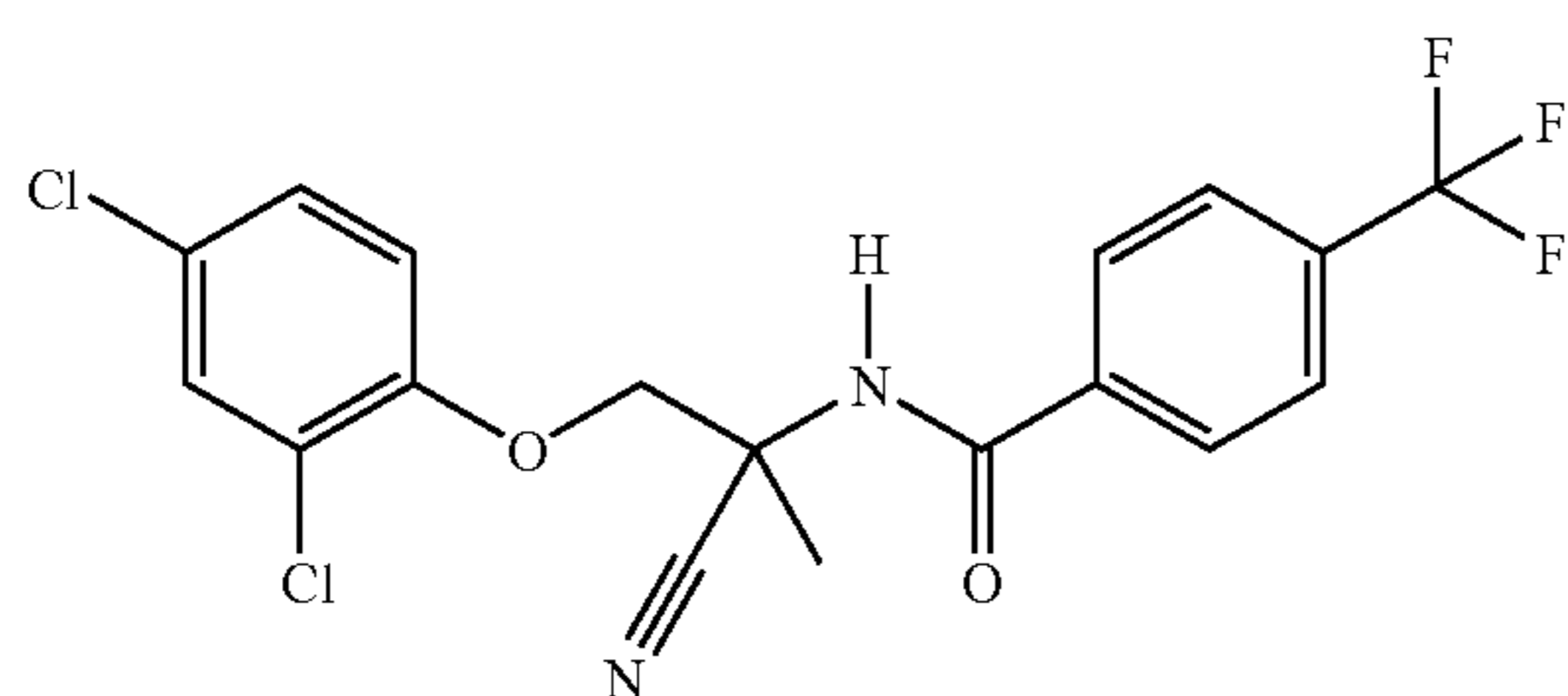


No. 2.19  
10 mg/kg; Hc: 25%  
10 mg/kg; Tc: 0%

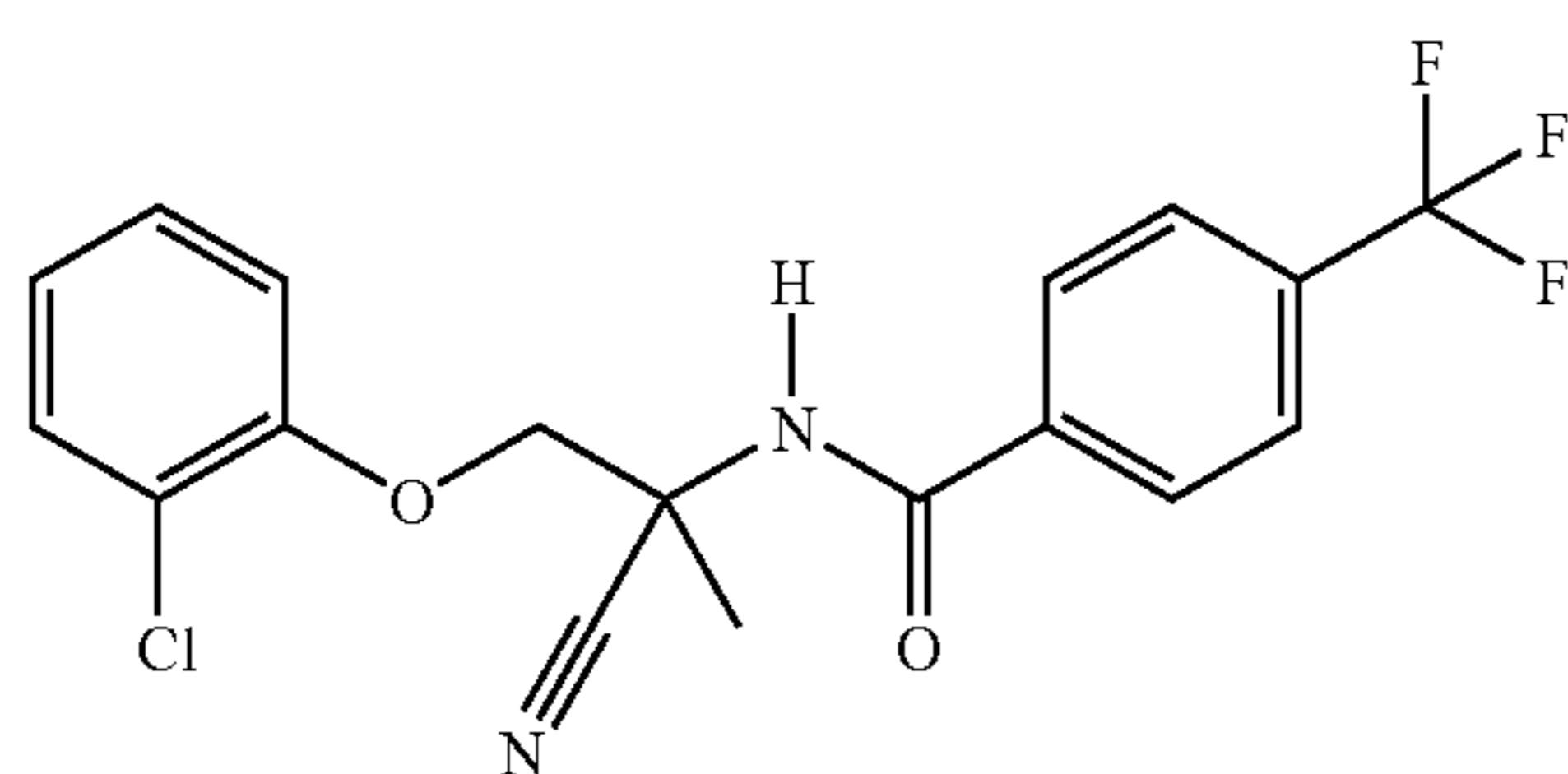


No. 1.264  
3.2 mg/kg; Hc: 57%  
3.2 mg/kg; Tc: 76%

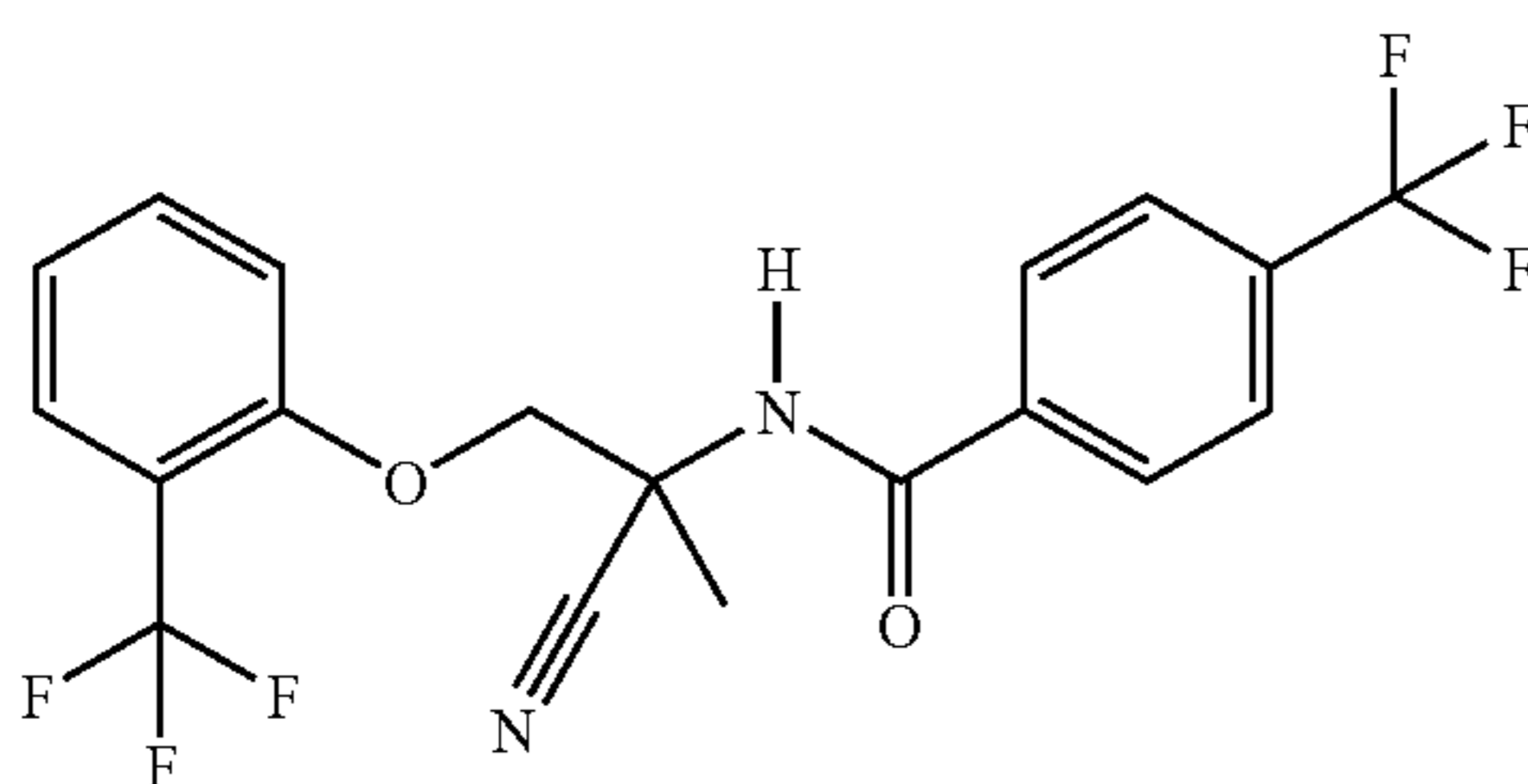
TABLE B1-continued



No. 1.60  
3.2 mg/kg; Hc: 29%  
3.2 mg/kg; Tc: 31%



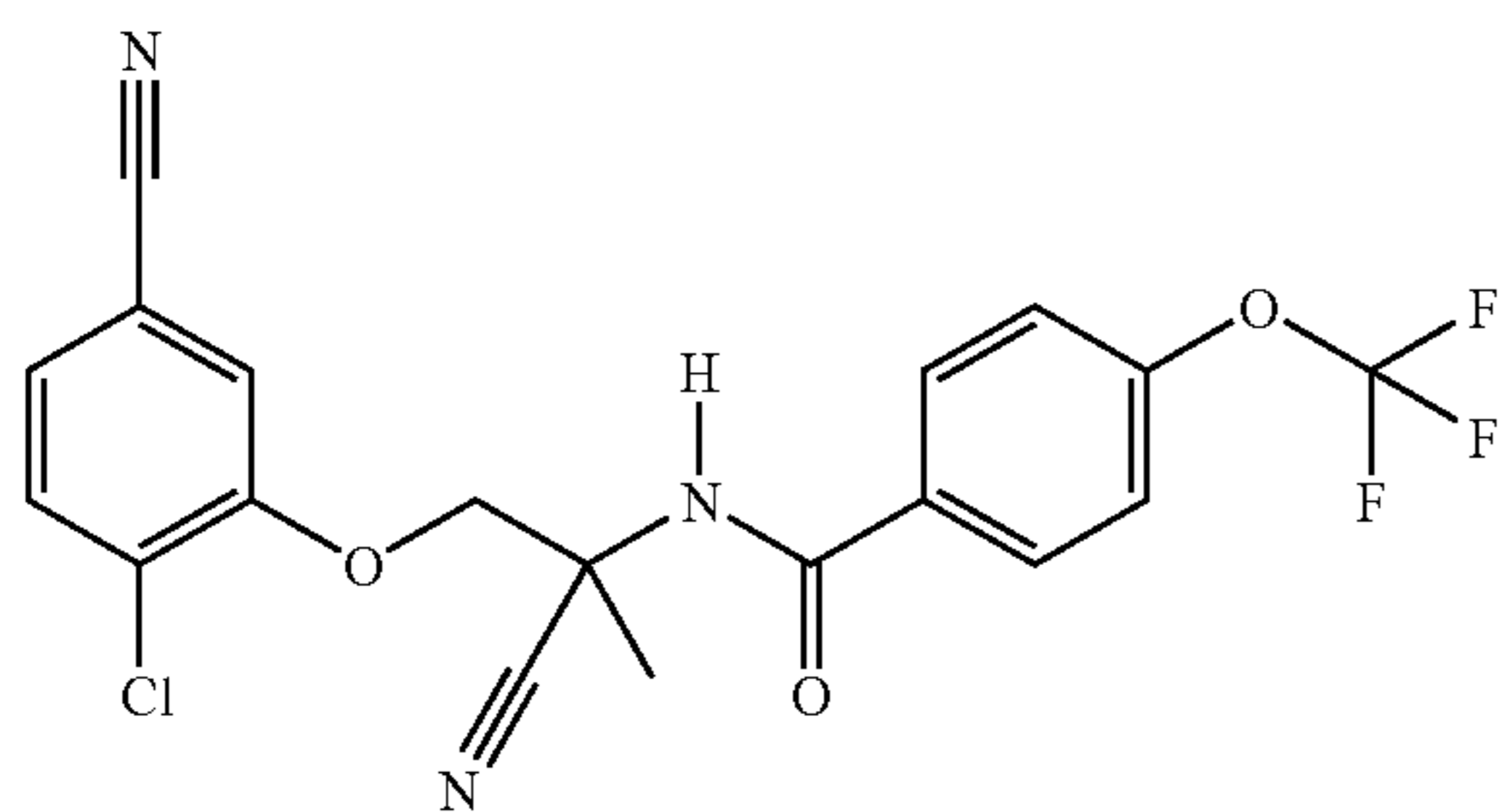
No. 1.112  
10 mg/kg; Hc: 82%  
01 mg/kg; Tc: 98%



No. 1.264  
3.2 mg/kg; Hc: 57%  
3.2 mg/kg; Tc: 76%

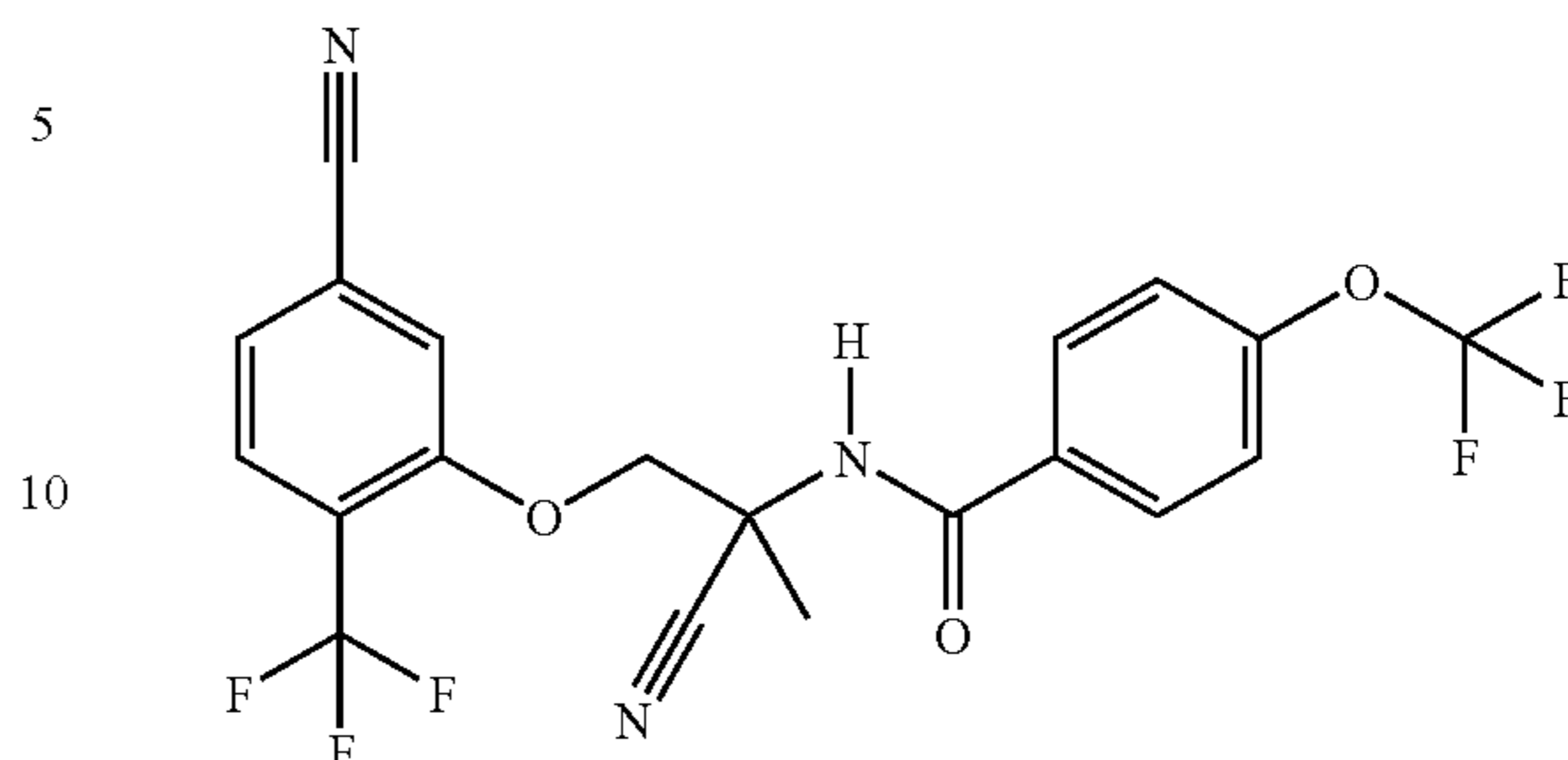
TABLE B2

Compounds of table 2

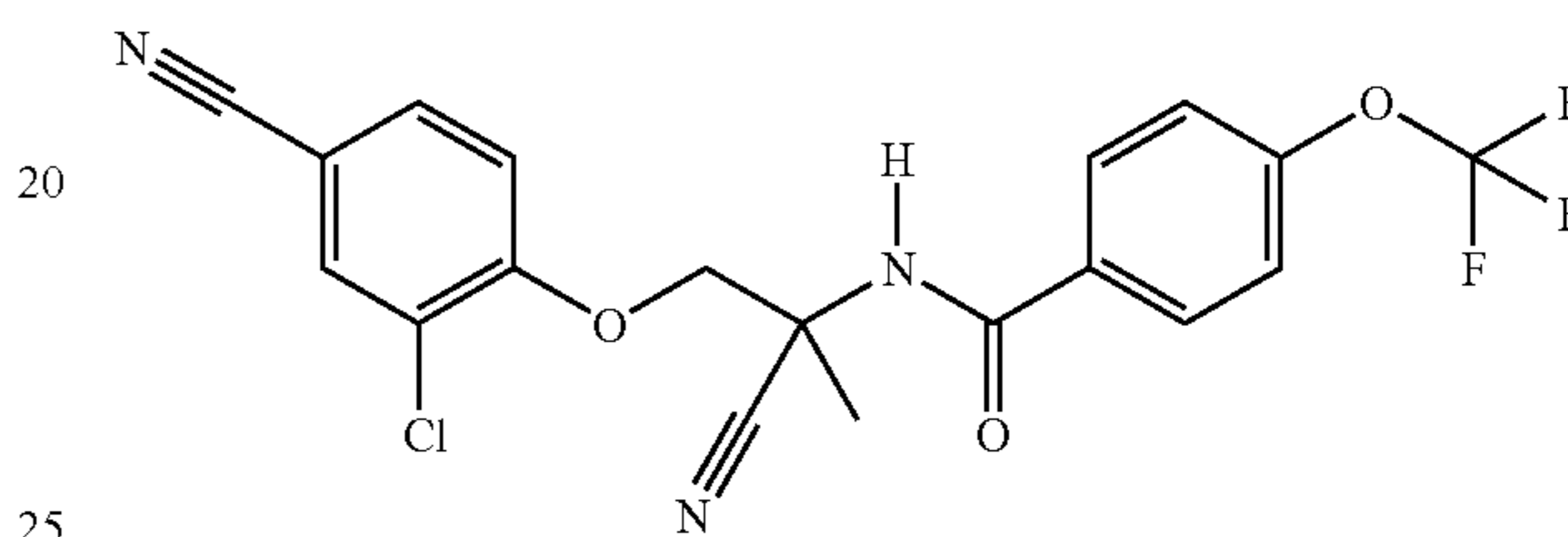


No. 2.4  
1 mg/kg; Hc: 89%  
1 mg/kg; Tc: 79%

TABLE B2-continued

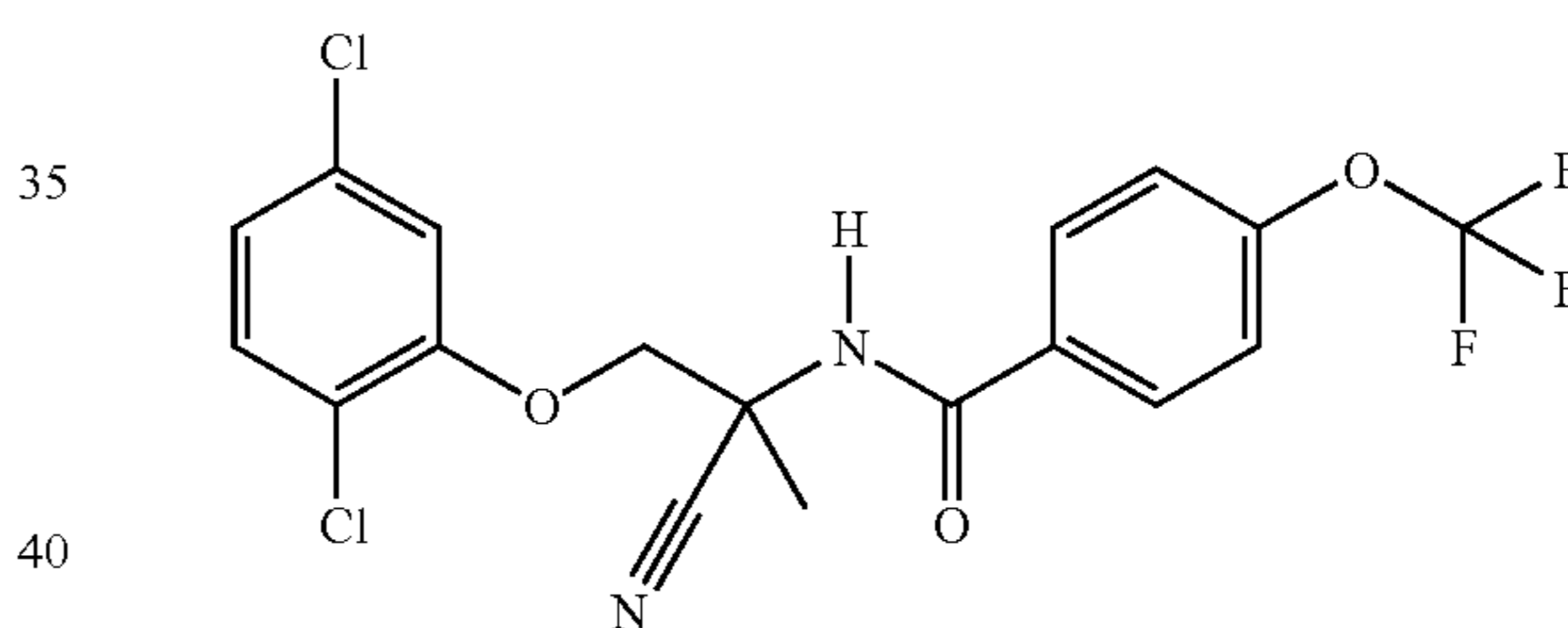


No. 2.6  
1 mg/kg; Hc: 95%  
1 mg/kg; Tc: 85%

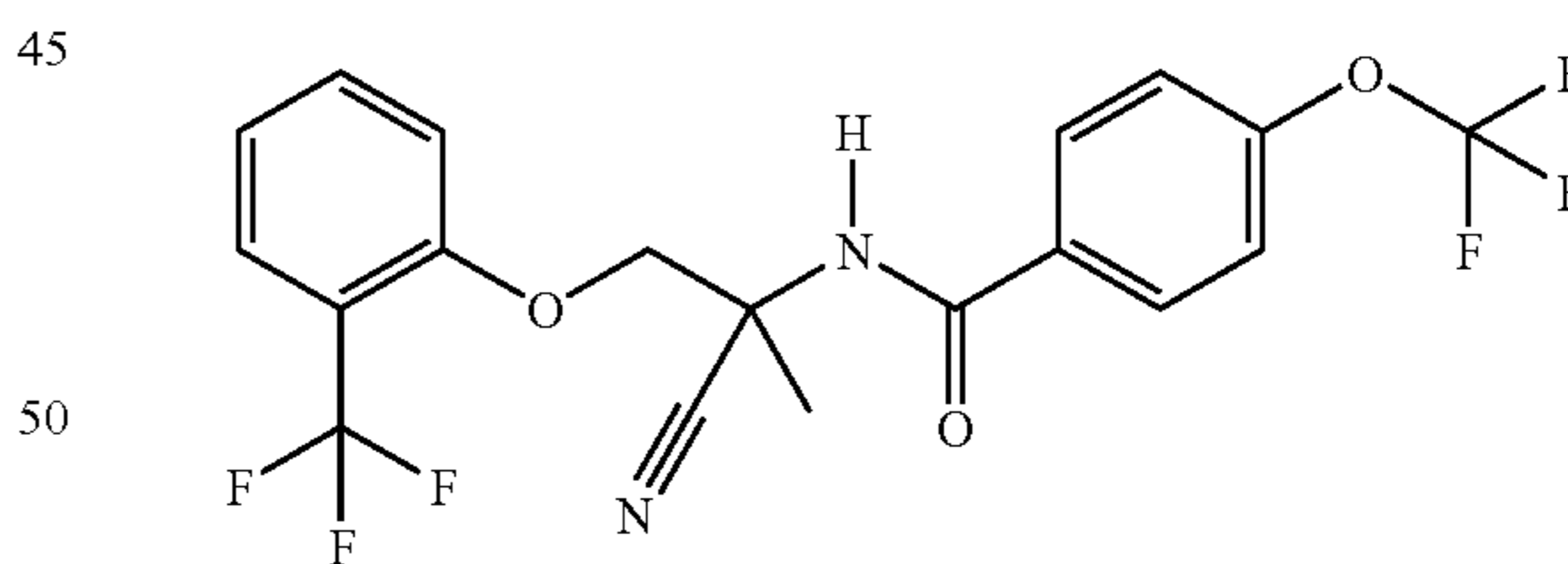


No. 2.1  
3.2 mg/kg; Hc: 100%  
3.2 mg/kg; Tc: 100%

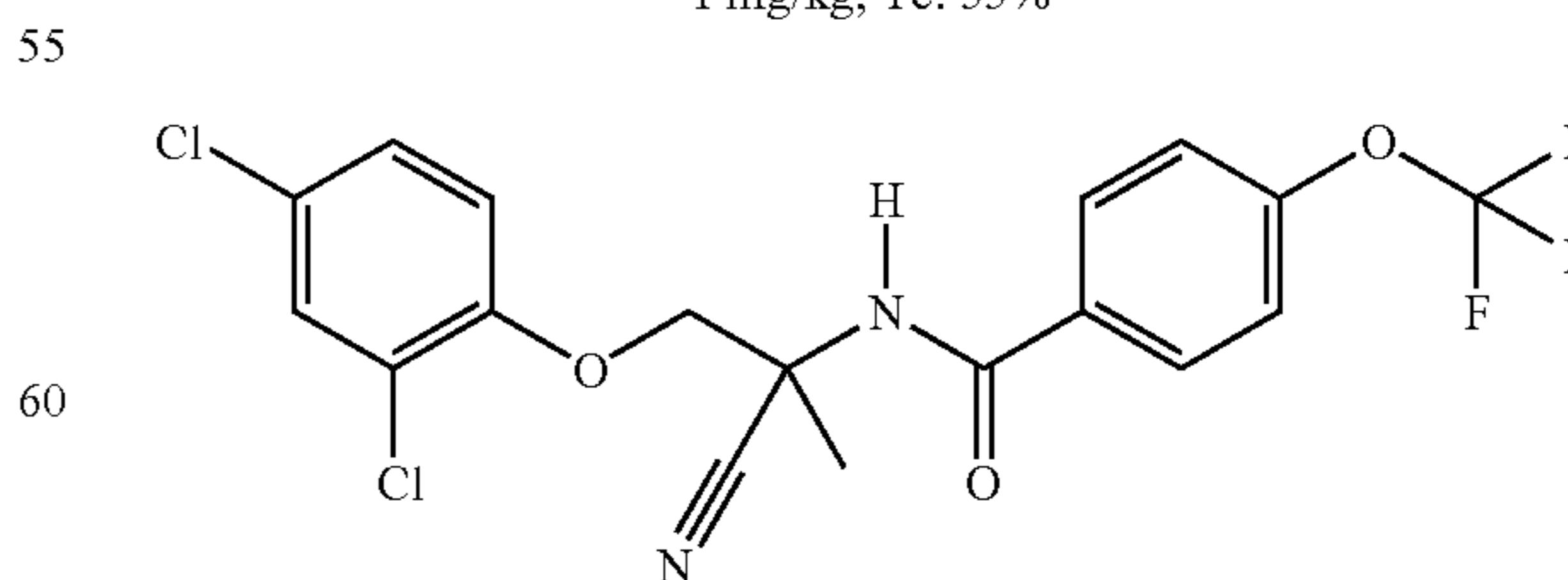
30 Compounds disclosed in WO 02/102155 A1



No. 1.124  
10 mg/kg; Hc: 84%  
10 mg/kg; Tc: 99%



No. 1.64  
1 mg/kg; Hc: 28%  
1 mg/kg; Tc: 55%



No. 1.119  
3.2 mg/kg; Hc: 28%  
3.2 mg/kg; Tc: 0%

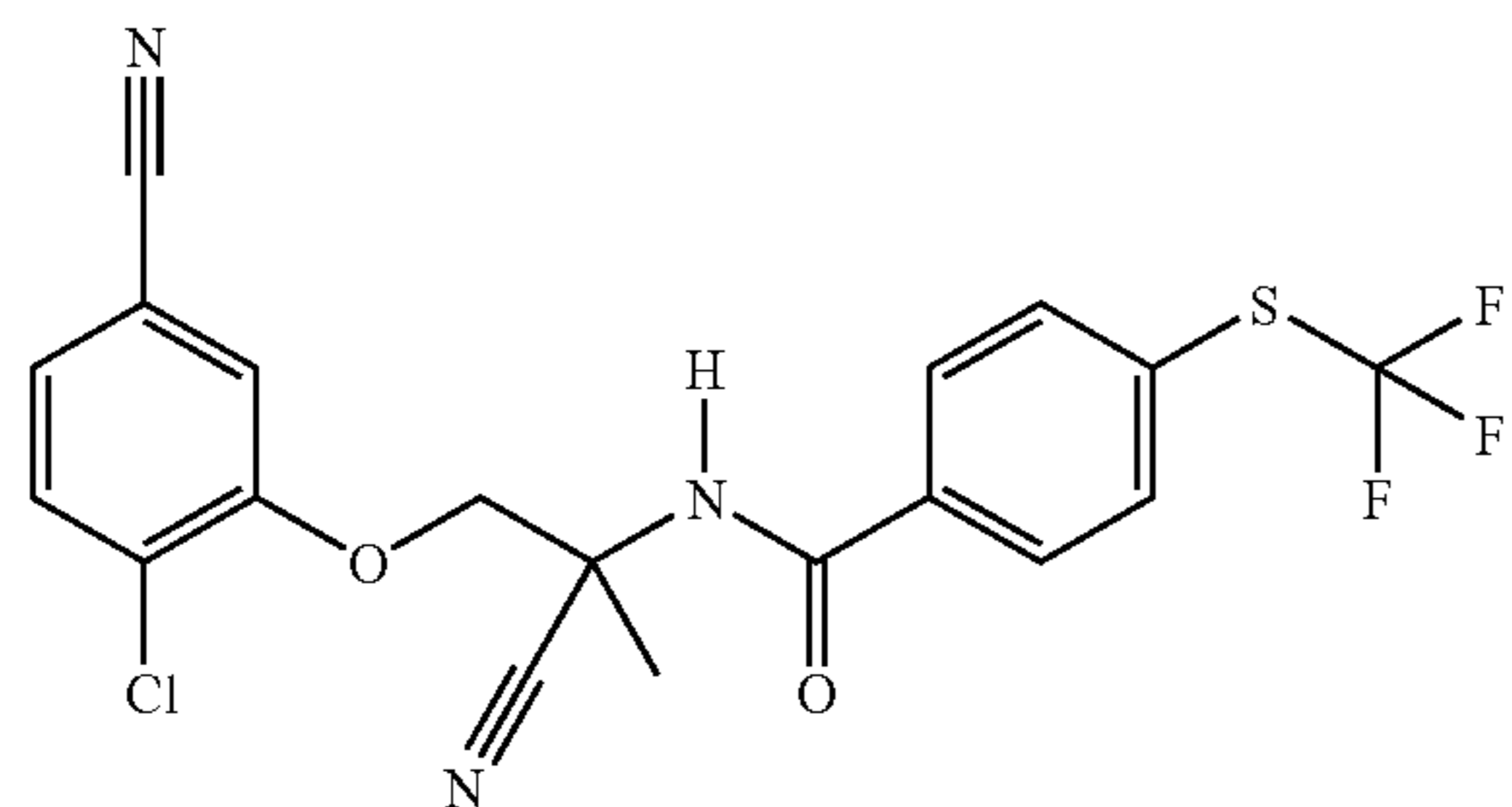
65



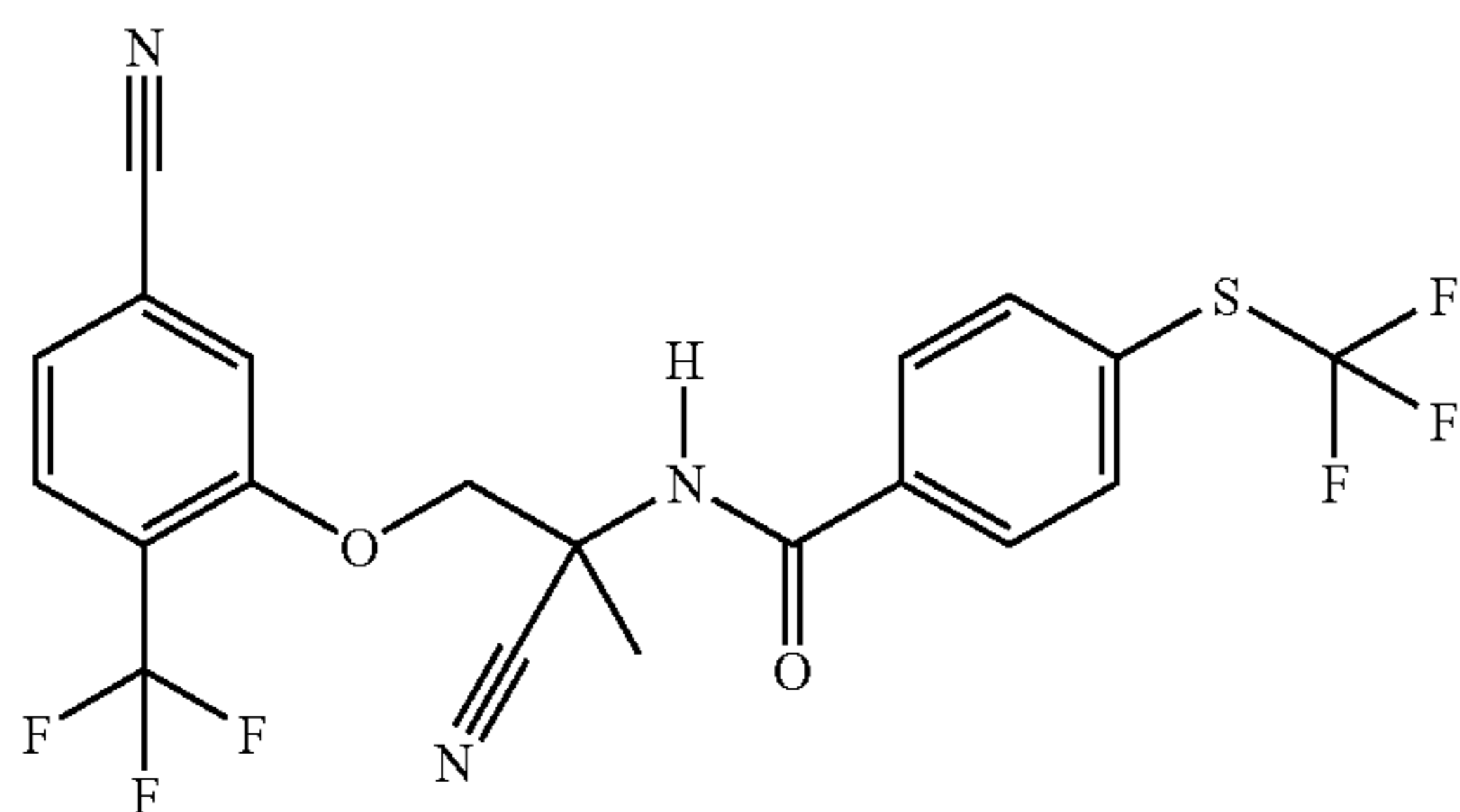
31

TABLE B3

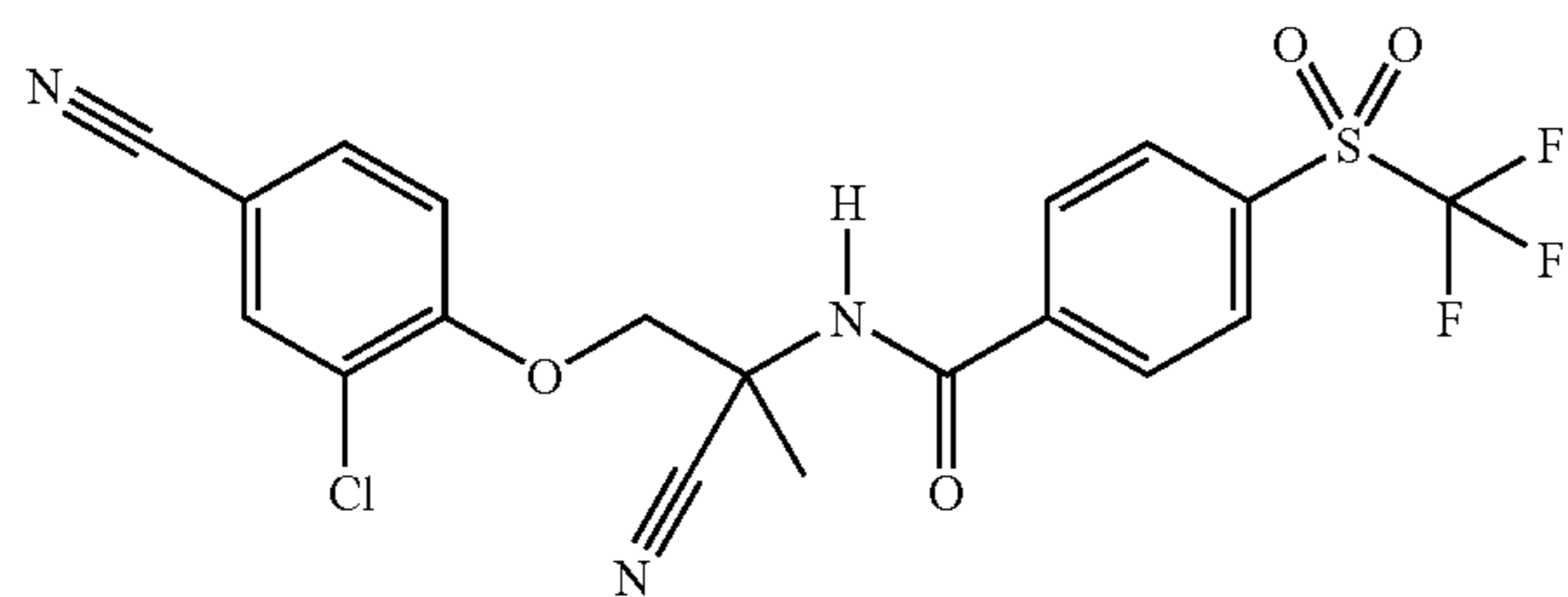
Compounds of table 3



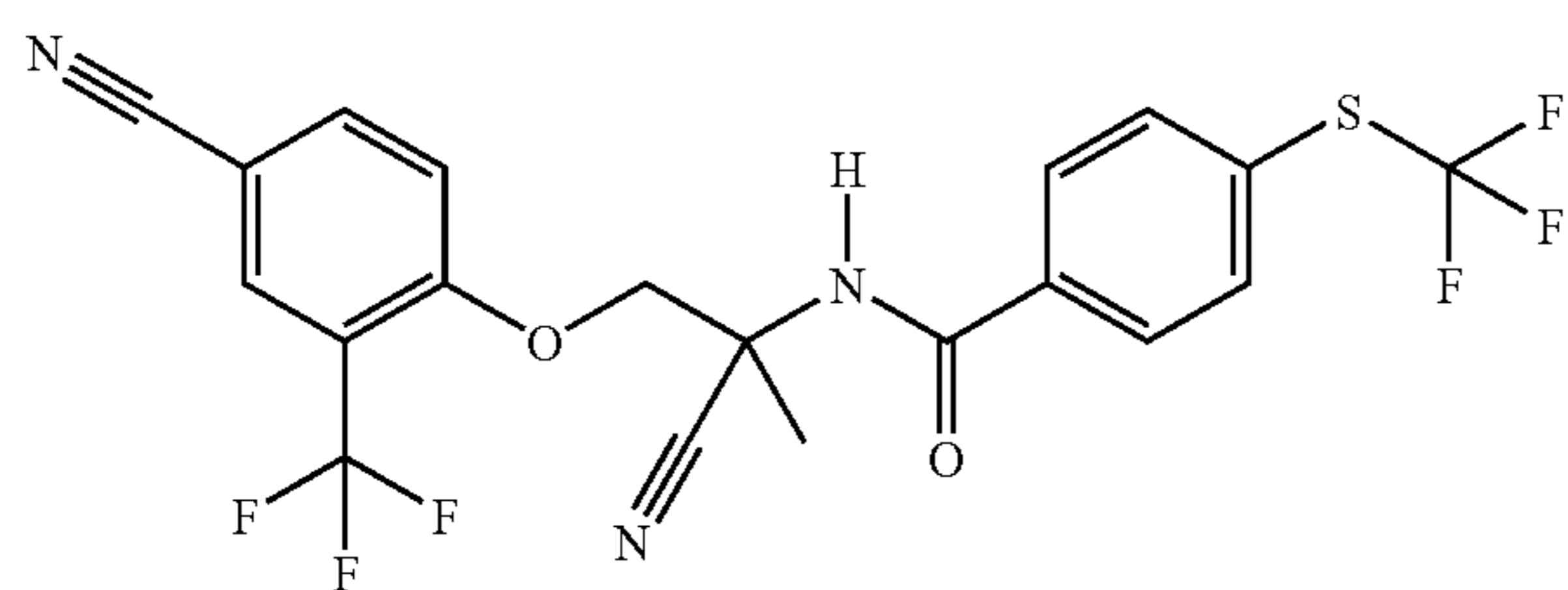
No. 3.10  
1 mg/kg; Hc: 100%  
1 mg/kg; Tc: 100%



No. 3.16  
1 mg/kg; Hc: 100%  
1 mg/kg; Tc: 100%



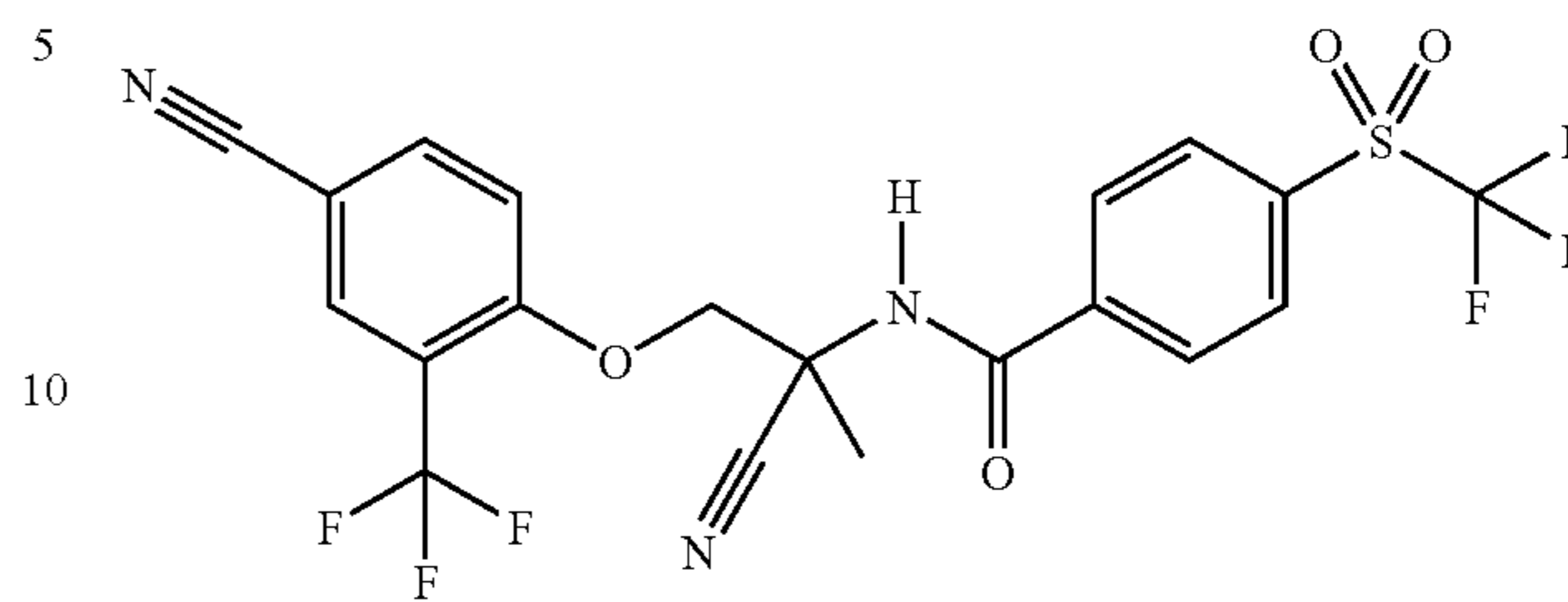
No. 3.1  
1 mg/kg; Hc: 69%  
1 mg/kg; Tc: 93%



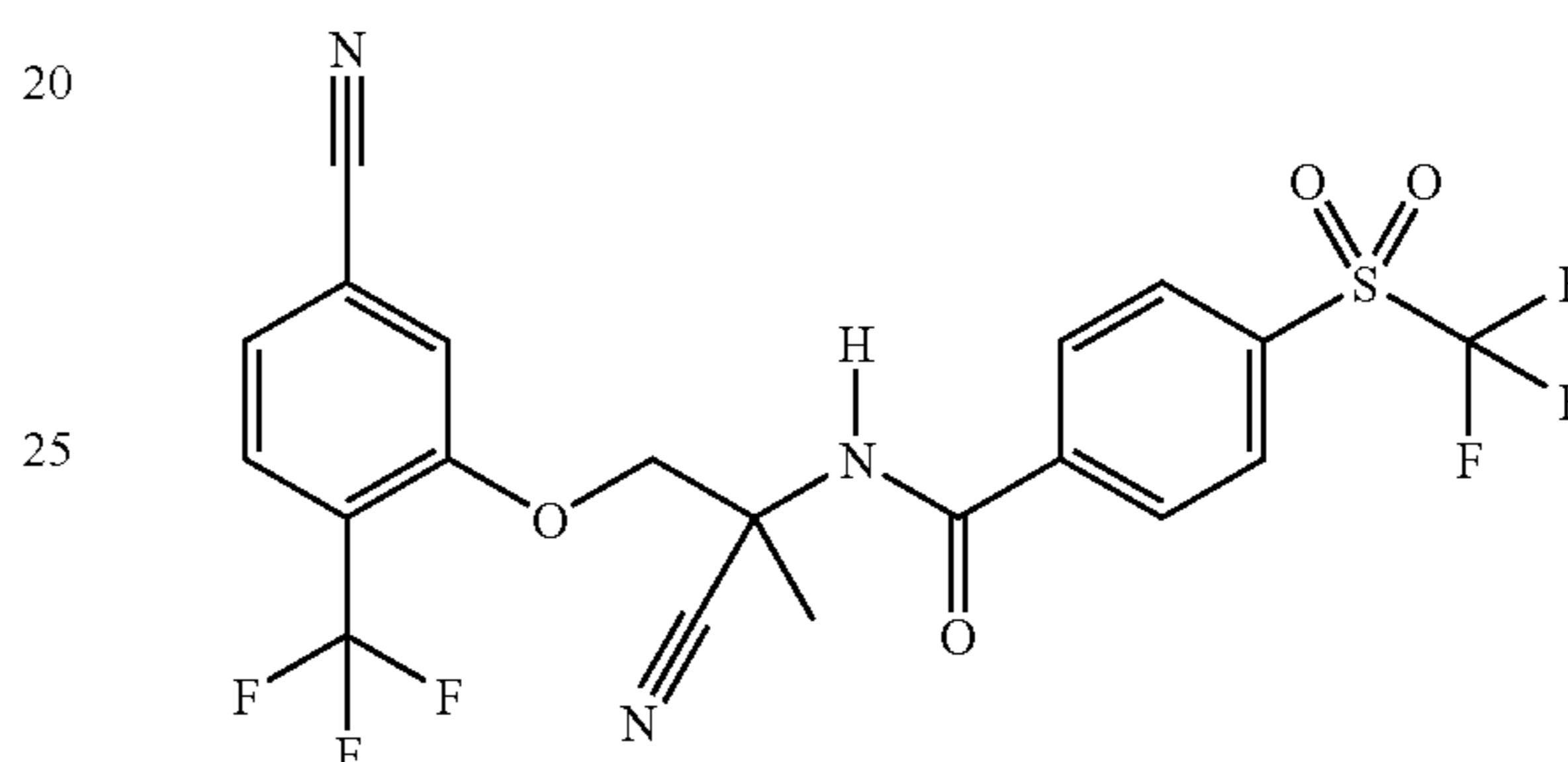
No. 3.7  
1 mg/kg; Hc: 90%  
1 mg/kg; Tc: 98%

32

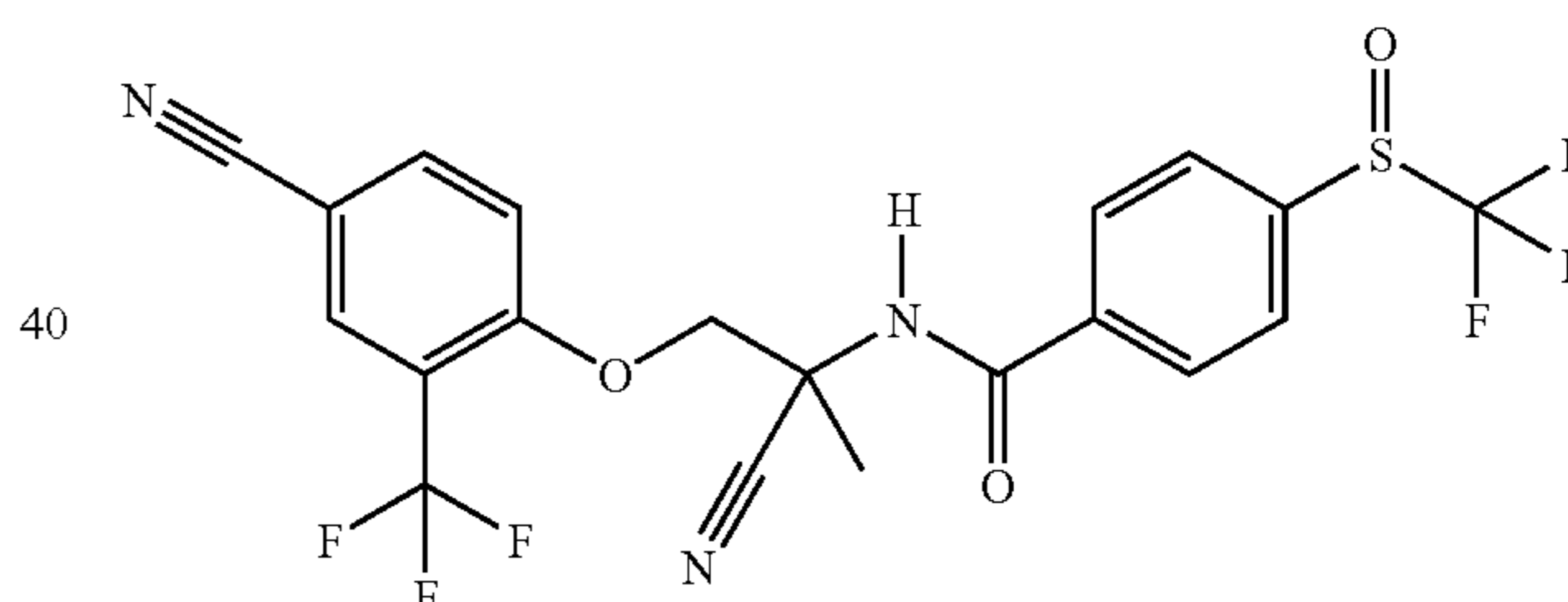
TABLE B3-continued



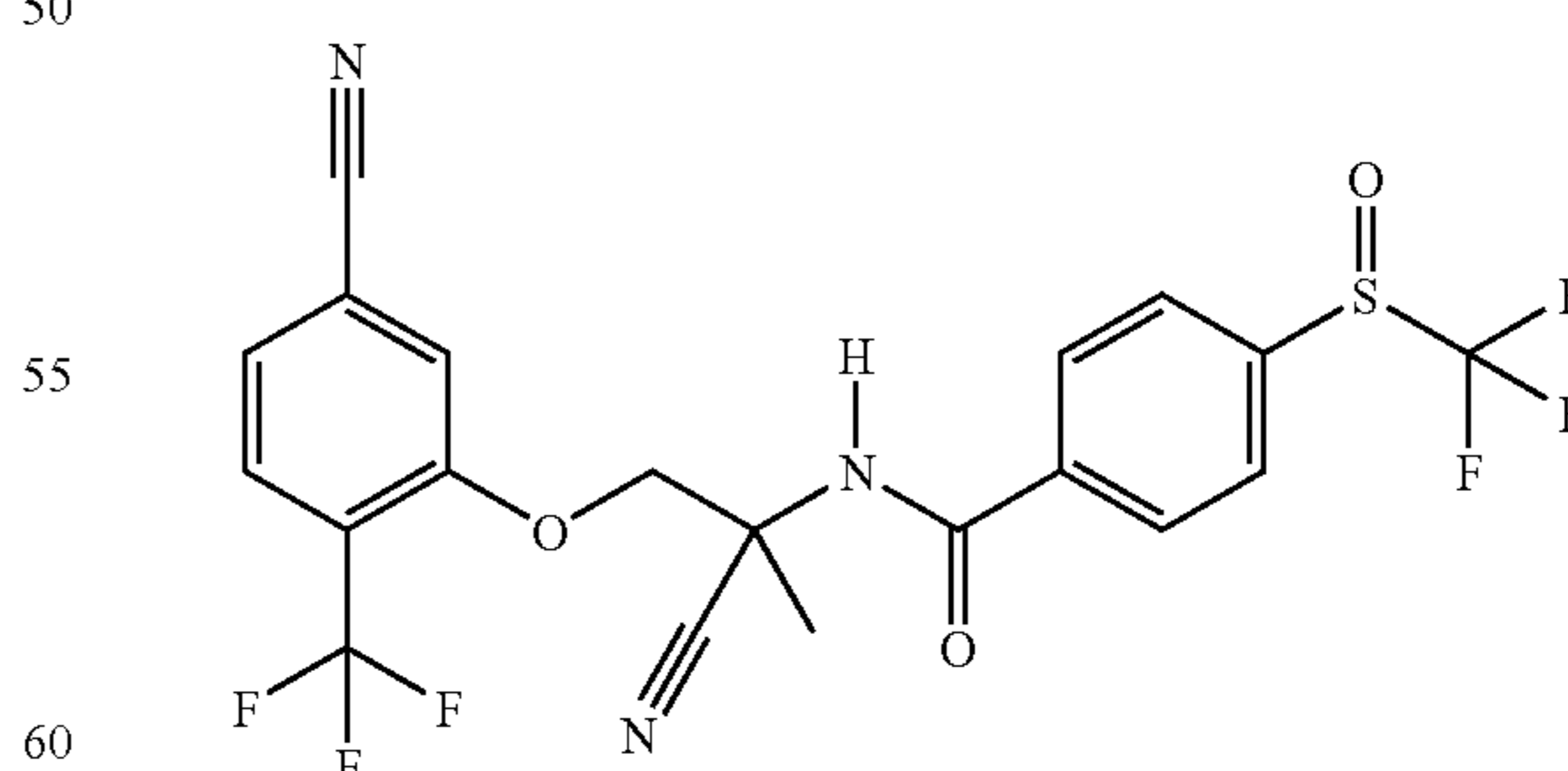
No. 3.9  
1 mg/kg; Hc: 77%  
1 mg/kg; Tc: 87%



No. 3.18  
1 mg/kg; Hc: 100%  
1 mg/kg; Tc: 100%



No. 3.8  
1 mg/kg; Hc: 74%  
1 mg/kg; Tc: 85%

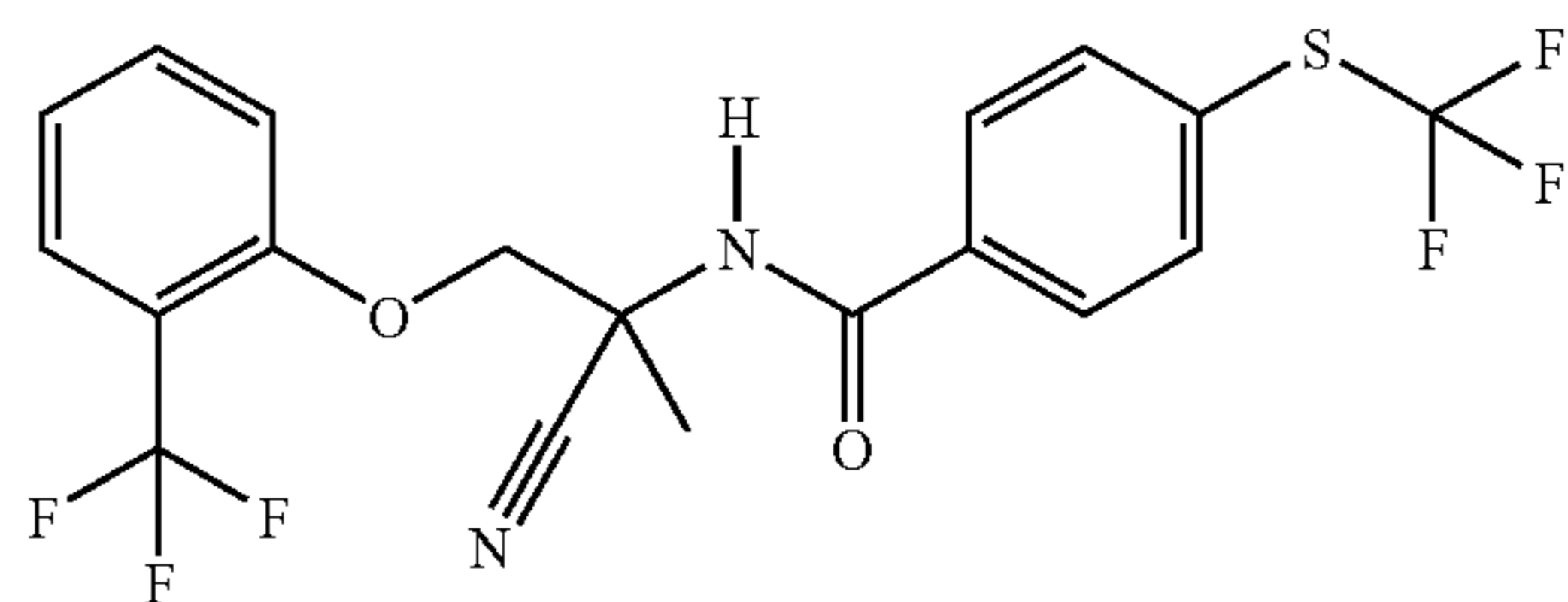


No. 3.17  
1 mg/kg; Hc: 100%  
1 mg/kg; Tc: 100%

65

TABLE B3-continued

Compound disclosed in WO 02/49641 A2



No: 2.14  
3.2 mg/kg; Hc: 61%  
3.2 mg/kg; Tc: 73%

In order to examine the insecticidal and/or acaricidal activity of the compounds of formula I on animals and plants, the following test methods may be used.

### 2. Activity on L<sub>1</sub> Larvae of *Lucilia sericata*

1 ml of an aqueous suspension of the active substance to be tested is admixed with 3 ml of a special larvae growth medium at ca. 50° C., so that a homogenate of either 250 or 125 ppm of active ingredient content is obtained. Ca. 30 *Lucilia* larvae (L<sub>1</sub>) are used in each test tube sample. After 4 days, the mortality rate is determined.

### 3. Acaricidal Activity on *Boophilus microplus* (Biarra Strain)

A piece of sticky tape is attached horizontally to a PVC sheet, so that 10 fully engorged female ticks of *Boophilus microplus* (Biarra strain) can be adhered thereto by their backs, side by side, in a row. Using an injection needle, 1 µl of a liquid is injected into each tick. The liquid is a 1:1 mixture of polyethylene glycol and acetone and it contains, dissolved therein, a certain amount of active ingredient chosen from 1, 0.1 or 0.01 µg per tick. Control animals are given an injection without active ingredient. After treatment, the animals are kept under normal conditions in an insectarium at ca. 28° C. and at 80% relative humidity until oviposition takes place and the larvae have hatched from the eggs of the control animals. The activity of a tested substance is determined by IR<sub>90</sub>, i.e. an evaluation is made of the dosage of active ingredient at which 9 out of 10 female ticks (=90%) lay eggs that are infertile even after 30 days.

### 4. In vitro Efficacy on Engorged Female *Boophilus microplus* (BIARRA):

4×10 engorged female ticks of the OP-resistant BIARRA strain are adhered to a sticky strip and covered for 1 hour with a cotton-wool ball soaked in an emulsion or suspension of the test compound in concentrations of 500, 125, 31 and 8 ppm respectively. Evaluation takes place 28 days later based on mortality, oviposition and hatched larvae.

An indication of the activity of the test compounds is shown by the number of females that  
die quickly before laying eggs,  
survive for some time without laying eggs,  
lay eggs in which no embryos are formed,  
lay eggs in which embryos form, from which no larvae hatch, and  
lay eggs in which embryos form, from which larvae normally hatch within 26 to 27 days.

### 5. In vitro Efficacy on Nymphs of *Amblyomma hebraeum*

About 5 fasting nymphs are placed in a polystyrene test tube containing 2 ml of the test compound in solution, suspension or emulsion.

After immersion for 10 minutes, and shaking for 2×10 seconds on a vortex mixer, the test tubes are blocked up with a tight wad of cotton wool and rotated. As soon as all the liquid has been soaked up by the cotton wool ball, it is pushed half-way into the test tube which is still being rotated, so that most of the liquid is squeezed out of the cotton-wool ball and flows into a Petri dish below.

The test tubes are then kept at room temperature in a room with daylight until evaluated. After 14 days, the test tubes are immersed in a beaker of boiling water. If the ticks begin to move in reaction to the heat, the test substance is inactive at the tested concentration, otherwise the ticks are regarded as dead and the test substances regarded as active at the tested concentration. All substances are tested in a concentration range of 0.1 to 100 ppm.

### 6. Activity Against *Dermanyssus gallinae*

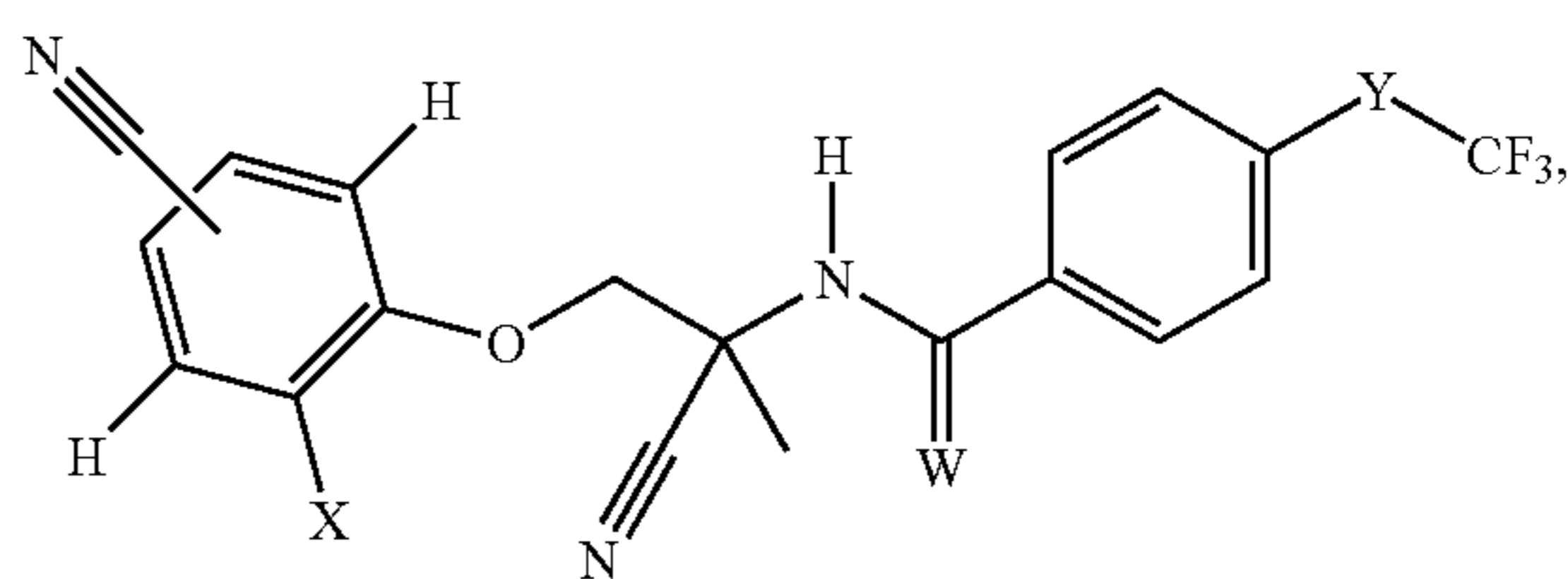
2 to 3 ml of a solution containing 10 ppm active ingredient, and ca. 200 mites (*Dermanyssus gallinae*) at different stages of development are added to a glass container which is open at the top. Then the container is closed with a wad of cotton wool, shaken for 10 minutes until the mites are completely wet, and then inverted briefly so that the remaining test solution can be absorbed by the cotton wool. After 3 days, the mortality of the mites is determined by counting the dead individuals and indicated as a percentage.

### 7. Activity Against *Musca domestica*

A sugar cube is treated with a solution of the test substance in such a way that the concentration of test substance in the sugar, after drying over night, is 250 ppm. The cube treated in this way is placed on an aluminium dish with wet cotton wool and 10 adult *Musca domestica* of an OP-resistant strain, covered with a beaker and incubated at 25° C. The mortality rate is determined after 24 hours.

We claim:

1. A compound of formula I



wherein

X signifies Cl, Br or CF<sub>3</sub>;

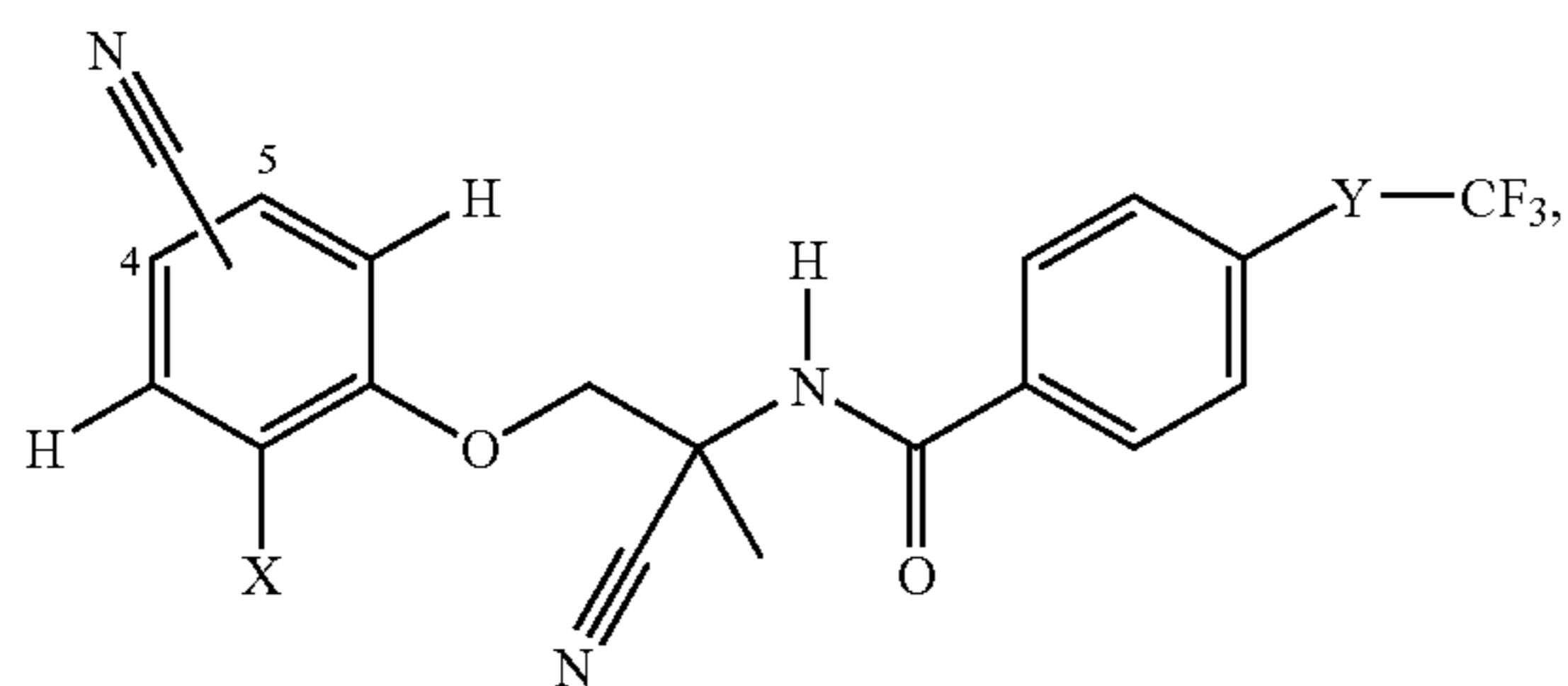
Y signifies a single bond, O, S, S(O) or S(O)<sub>2</sub>; and

W signifies O or S.

2. A compound of formula I according to claim 1, wherein W signifies S.

35

3. A compound of formula Ia,

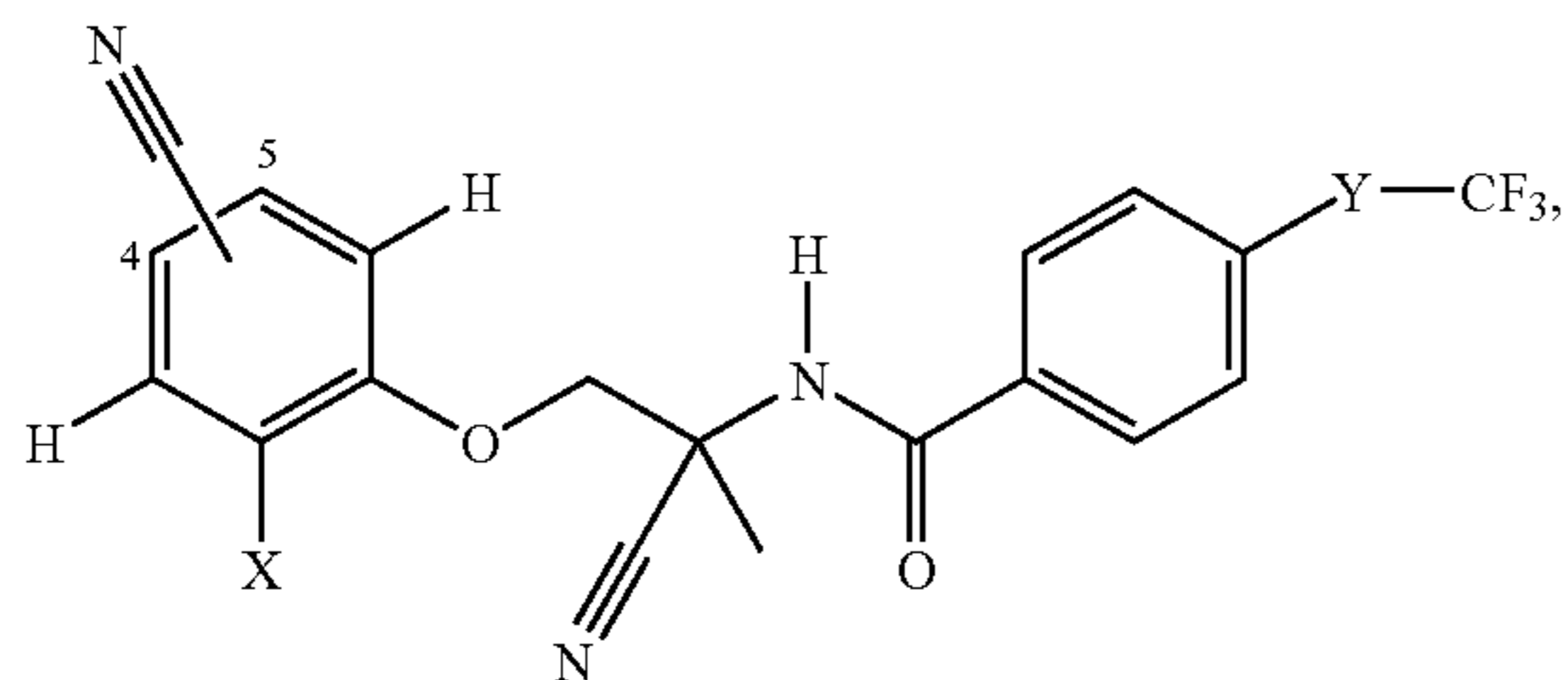


wherein Y is a single bond; and X signifies Cl, Br or CF<sub>3</sub>.

4. A compound of formula Ia according to claim 3, wherein X signifies Cl or CF<sub>3</sub>.

5. A compound of formula Ia according to claim 3, wherein X signifies CF<sub>3</sub>.

6. A compound of formula Ia,

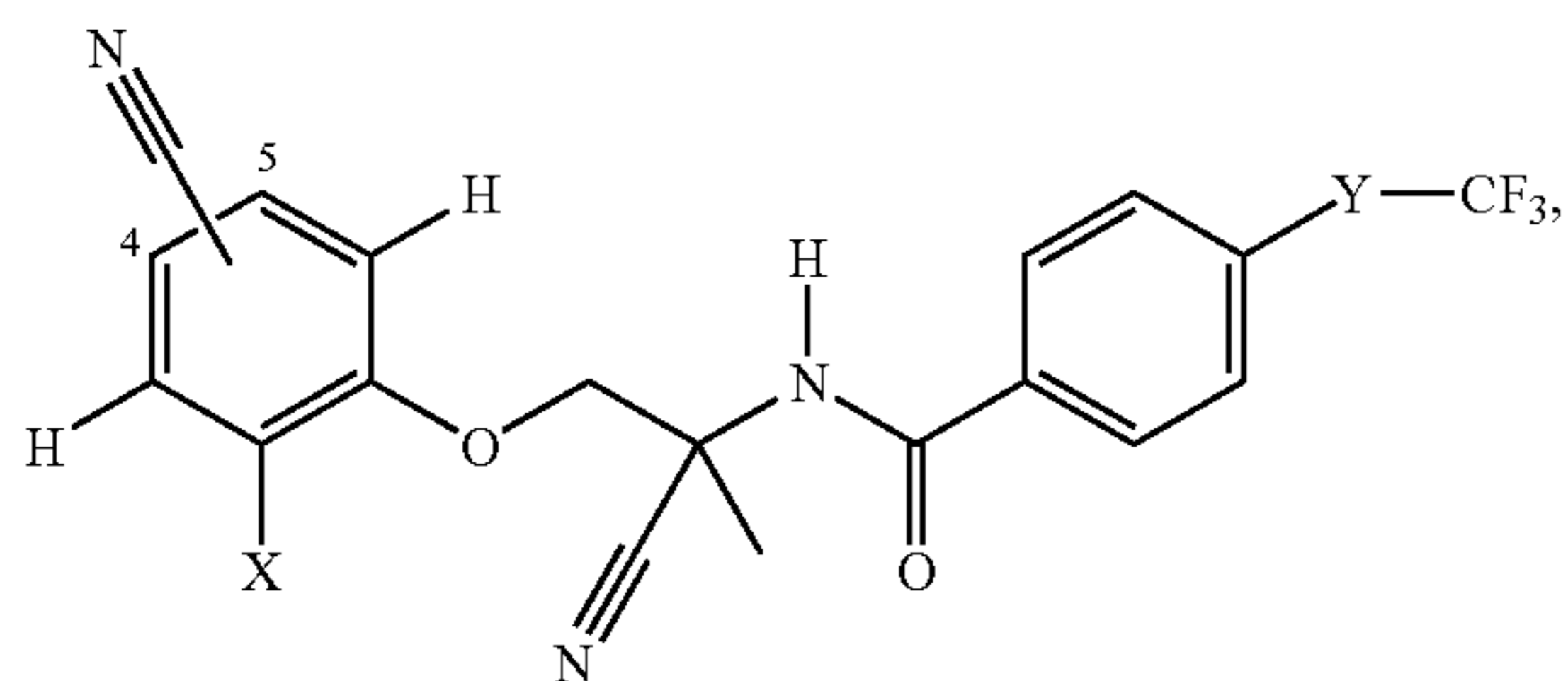


wherein Y is O; and X signifies Cl, Br or CF<sub>3</sub>.

7. A compound of formula Ia according to claim 6, wherein X signifies Cl or CF<sub>3</sub>.

8. A compound of formula Ia according to claim 6, wherein X signifies CF<sub>3</sub>.

9. A compound of formula Ia,



wherein Y is S, S(O) or S(O<sub>2</sub>); and X signifies Cl, Br or CF<sub>3</sub>.

10. A compound of formula Ia according to claim 9, wherein X signifies Cl or CF<sub>3</sub>.

11. A compound of formula Ia according to claim 9, wherein X signifies CF<sub>3</sub>.

12. A compound of formula Ia according to claim 3, selected from the group consisting of

N-[1-cyano-1-methyl-2-(4-cyano-2-chlorophenoxy)-ethyl]-4-trifluoromethylbenzamide;

N-[1-cyano-1-methyl-2-(4-cyano-2-bromophenoxy)-ethyl]-4-trifluoromethylbenzamide;

N-[1-cyano-1-methyl-2-(4-cyano-2-trifluoromethylphenoxy)-ethyl]-4-trifluoromethylbenzamide;

36

N-[1-cyano-1-methyl-2-(5-cyano-2-chlorophenoxy)-ethyl]-4-trifluoromethylbenzamide;

N-[1-cyano-1-methyl-2-(5-cyano-2-bromophenoxy)-ethyl]-4-trifluoromethylbenzamide; and

N-[1-cyano-1-methyl-2-(5-cyano-2-trifluoromethylphenoxy)-ethyl]-4-trifluoromethylbenzamide.

13. A compound of formula Ia according to claim 6, selected from the group consisting of

N-[1-cyano-1-methyl-2-(4-cyano-2-chlorophenoxy)-ethyl]-4-trifluoromethoxybenzamide;

N-[1-cyano-1-methyl-2-(4-cyano-2-bromophenoxy)-ethyl]-4-trifluoromethoxybenzamide;

N-[1-cyano-1-methyl-2-(4-cyano-2-trifluoromethylphenoxy)-ethyl]-4-trifluoromethoxybenzamide;

N-[1-cyano-1-methyl-2-(5-cyano-2-chlorophenoxy)-ethyl]-4-trifluoromethoxybenzamide;

N-[1-cyano-1-methyl-2-(5-cyano-2-bromophenoxy)-ethyl]-4-trifluoromethoxybenzamide; and

N-[1-cyano-1-methyl-2-(5-cyano-2-trifluoromethylphenoxy)-ethyl]-4-trifluoromethoxybenzamide.

14. A compound of formula Ia according to claim 9, selected from the group consisting of

N-[1-cyano-1-methyl-2-(4-cyano-2-chlorophenoxy)-ethyl]-4-trifluoromethylsulfanylbenzamide;

N-[1-cyano-1-methyl-2-(4-cyano-2-bromophenoxy)-ethyl]-4-trifluoromethylsulfanylbenzamide;

N-[1-cyano-1-methyl-2-(4-cyano-2-trifluoromethylphenoxy)-ethyl]-4-trifluoromethylsulfanylbenzamide;

N-[1-cyano-1-methyl-2-(5-cyano-2-chlorophenoxy)-ethyl]-4-trifluoromethylsulfanylbenzamide;

N-[1-cyano-1-methyl-2-(5-cyano-2-bromophenoxy)-ethyl]-4-trifluoromethylsulfanylbenzamide;

N-[1-cyano-1-methyl-2-(5-cyano-2-trifluoromethylphenoxy)-ethyl]-4-trifluoromethylsulfanylbenzamide;

N-[1-cyano-1-methyl-2-(4-cyano-2-chlorophenoxy)-ethyl]-4-trifluoromethylsulfinylbenzamide;

N-[1-cyano-1-methyl-2-(4-cyano-2-bromophenoxy)-ethyl]-4-trifluoromethylsulfinylbenzamide;

N-[1-cyano-1-methyl-2-(4-cyano-2-trifluoromethylphenoxy)-ethyl]-4-trifluoromethylsulfinylbenzamide;

N-[1-cyano-1-methyl-2-(5-cyano-2-chlorophenoxy)-ethyl]-4-trifluoromethylsulfinylbenzamide;

N-[1-cyano-1-methyl-2-(5-cyano-2-bromophenoxy)-ethyl]-4-trifluoromethylsulfinylbenzamide;

N-[1-cyano-1-methyl-2-(5-cyano-2-trifluoromethylphenoxy)-ethyl]-4-trifluoromethylsulfinylbenzamide;

N-[1-cyano-1-methyl-2-(4-cyano-2-chlorophenoxy)-ethyl]-4-trifluoromethylsulfonylbenzamide;

N-[1-cyano-1-methyl-2-(4-cyano-2-bromophenoxy)-ethyl]-4-trifluoromethylsulfonylbenzamide;

N-[1-cyano-1-methyl-2-(4-cyano-2-trifluoromethylphenoxy)-ethyl]-4-trifluoromethylsulfonylbenzamide;

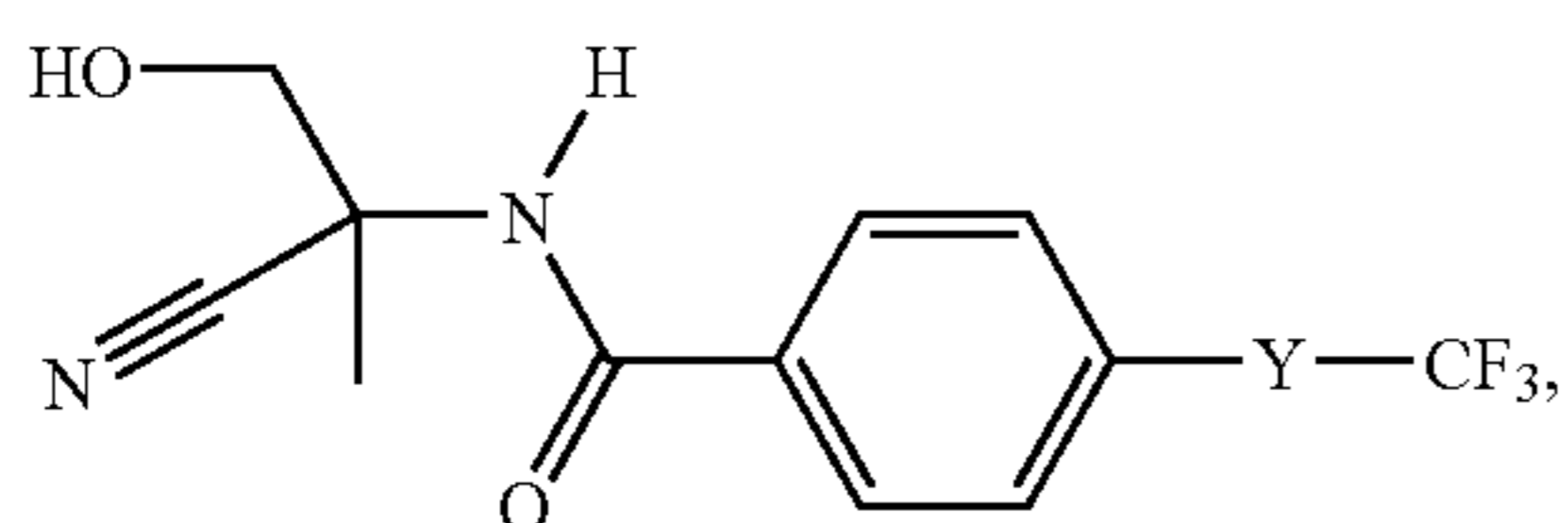
N-[1-cyano-1-methyl-2-(5-cyano-2-chlorophenoxy)-ethyl]-4-trifluoromethylsulfonylbenzamide;

N-[1-cyano-1-methyl-2-(5-cyano-2-bromophenoxy)-ethyl]-4-trifluoromethylsulfonylbenzamide; and

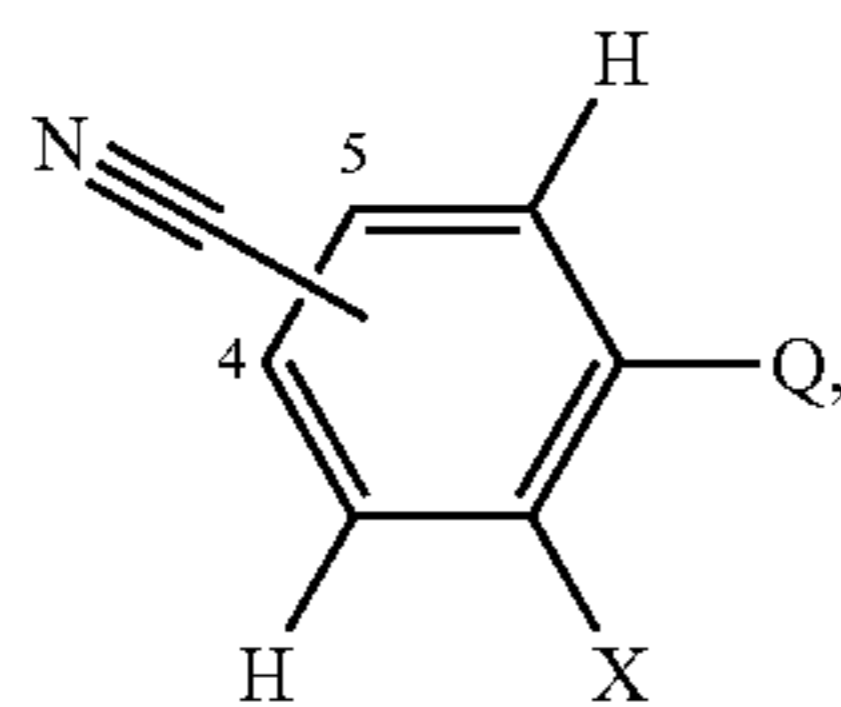
N-[1-cyano-1-methyl-2-(5-cyano-2-trifluoromethylphenoxy)-ethyl]-4-trifluoromethylsulfonylbenzamide.

15. A method for the preparation of compounds of formula I, respectively in free form or in salt form, according to claim 1, whereby a compound of formula II

37

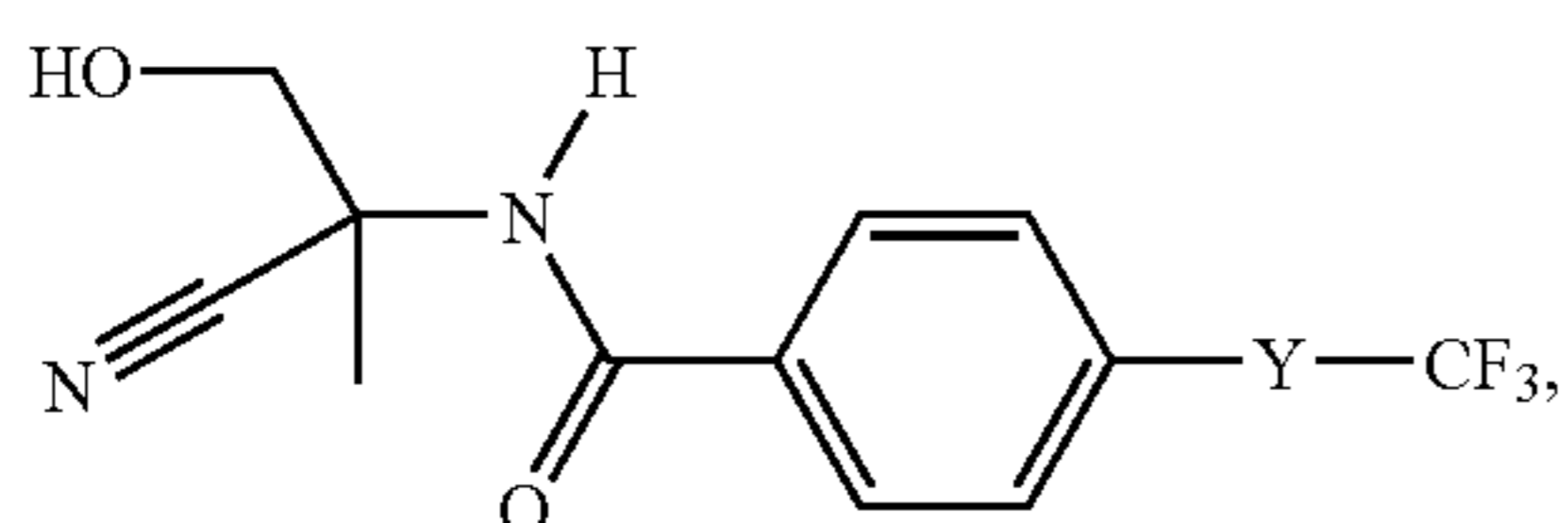


which is known or may be produced analogously to corresponding known compounds, and wherein Y is a single bond, is reacted with a compound of formula III

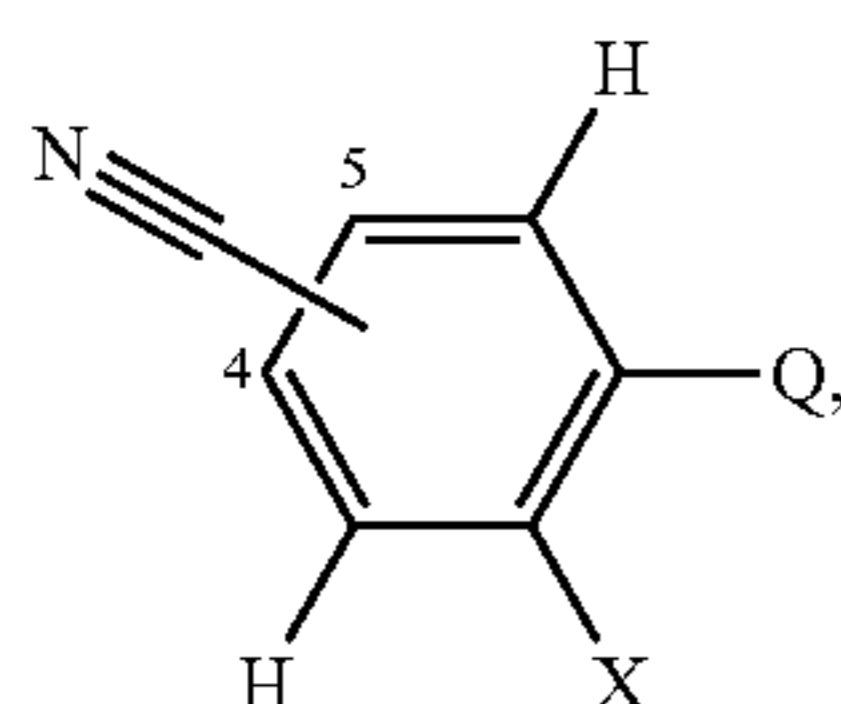


which is known or may be prepared analogously to corresponding known compounds, and wherein X is defined as given for formula I and Q is a leaving group, optionally in the presence of a basic catalyst, and if desired, a compound of formula I, where W is O, obtainable according to the presented method or in another way, respectively in free form or in salt form, is either converted to a compound of formula I, where W is S, e. g. by reaction with  $P_4S_{10}$ , or into another compound of formula I, a mixture of isomers obtainable according to the presented method is separated and the desired isomer isolated and/or a free compound of formula I obtainable according to the presented method is converted into a salt or a salt of a compound of formula I obtainable according to the presented method is converted into the free compound of formula I or into another salt.

**16.** A method for the preparation of compounds of formula Ia, respectively in free form or in salt form, according to claim 6, whereby a compound of formula II,



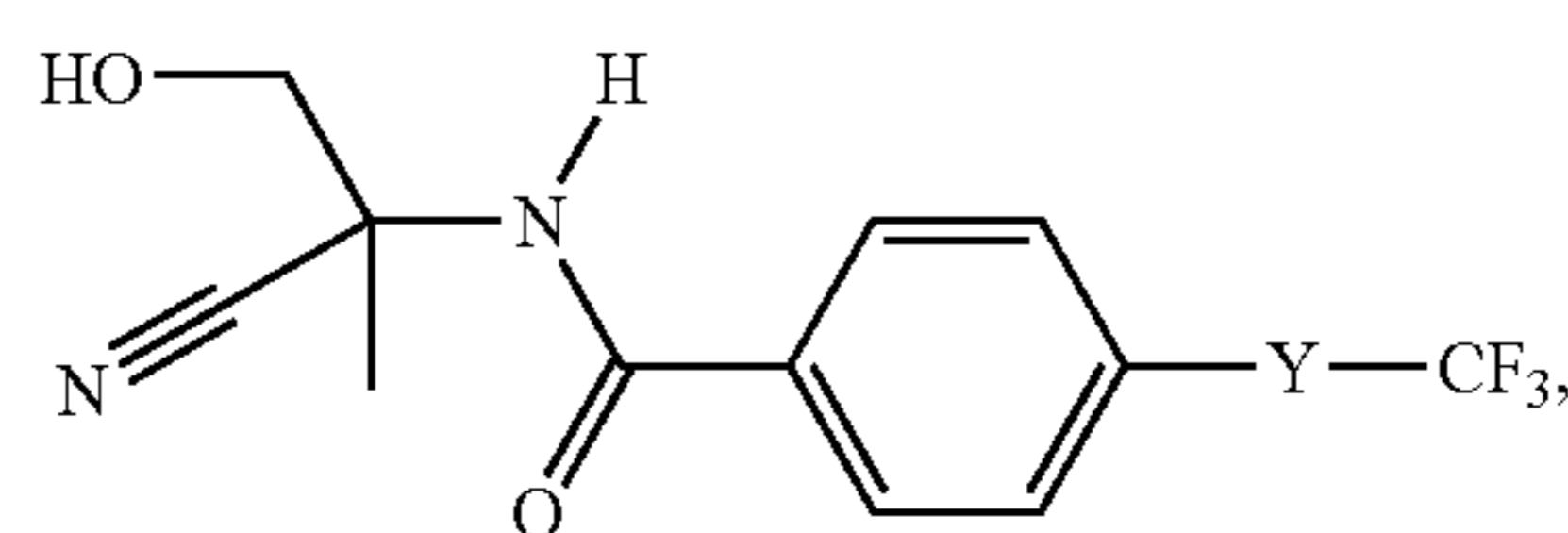
which is known or may be produced analogously to corresponding known compounds, and wherein Y is O, is reacted with a compound of formula III,



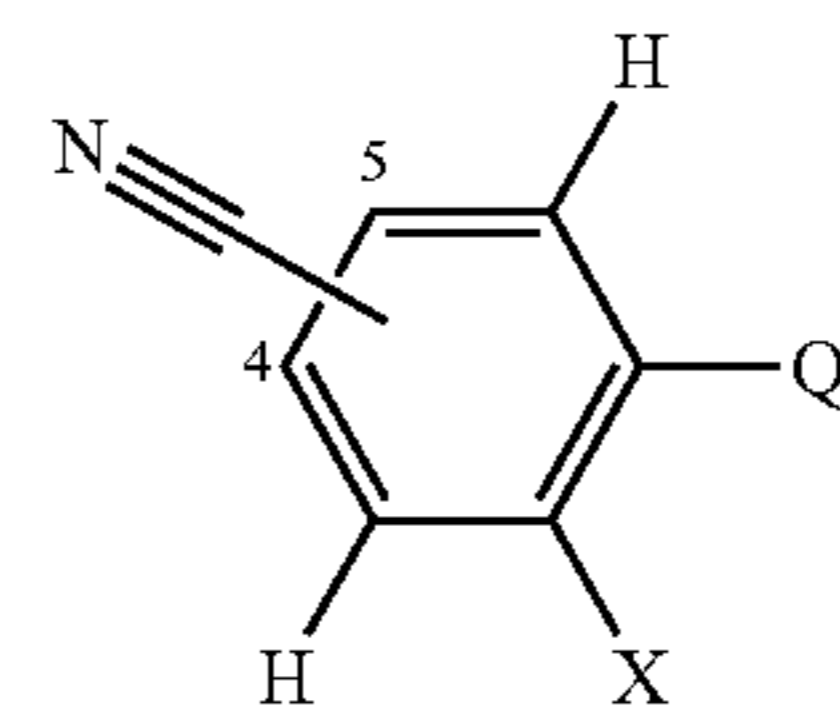
38

II which is known or may be prepared analogously to corresponding known compounds, and wherein X is defined as Cl, Br or  $CF_3$  and Q is a leaving group, optionally in the presence of a basic catalyst, and if desired, a compound of formula Ia obtainable according to the presented method or in another way, respectively in free form or in salt form, is converted into another compound of formula Ia, a mixture of isomers obtainable according to the presented method is separated and the desired isomer isolated and/or a free compound of formula Ia obtainable according to the presented method is converted into a salt or a salt of a compound of formula Ia obtainable according to the presented method is converted into the free compound of formula Ia or into another salt.

15 **17.** A method for the preparation of compounds of formula Ia, respectively in free form or in salt form, according to claim 9, whereby a compound of formula II,



II which is known or may be produced analogously to corresponding known compounds, and wherein Y is S, S(O) or S(O<sub>2</sub>), is reacted with a compound of formula III,



40 **18.** A method of controlling parasites comprising applying to said parasites or its habitat a parasitidal effective amount of at least one compound of formula I of claim 1.

45 **19.** The method of claim 18 wherein said parasitidal effective amount of said at least one compound of formula I of claim 1 is administered to an animal host of said parasite

**20.** The method of claim 19 whereby said at least one compound of formula I of claim 1 is administered to said animal host topically, perorally, parenterally, or subcutaneously.

III **21.** The method of claim 19 whereby said compound is in a formulation consisting of the group of pour-on, spot-on, tablet, chewie, powder, boli, capsules, suspension, emulsion, solution, injectable, water-additive, and food-additive.

**22.** The method of claim 19 wherein said parasites are endo-parasites.

**23.** The method of claim 22 wherein said endo-parasites are helminthes.