



US007452555B2

(12) **United States Patent**
Childs

(10) **Patent No.:** **US 7,452,555 B2**
(45) **Date of Patent:** **Nov. 18, 2008**

(54) **COCRYSTALLIZATION**

- (75) Inventor: **Scott L. Childs**, Atlanta, GA (US)
(73) Assignee: **S.S.C.I., Inc.**, West Lafayette, IN (US)
(*) Notice: Subject to any disclaimer, the term of this patent is extended or adjusted under 35 U.S.C. 154(b) by 513 days.

(21) Appl. No.: **10/763,987**

(22) Filed: **Jan. 21, 2004**

(65) **Prior Publication Data**

US 2004/0176335 A1 Sep. 9, 2004

Related U.S. Application Data

- (60) Provisional application No. 60/441,561, filed on Jan. 21, 2003, provisional application No. 60/441,557, filed on Jan. 21, 2003.

(51) **Int. Cl.**

A61K 31/60 (2006.01)

A61K 31/19 (2006.01)

- (52) **U.S. Cl.** **424/666; 562/405**

- (58) **Field of Classification Search** None
See application file for complete search history.

(56) **References Cited**

U.S. PATENT DOCUMENTS

2,665,277 A * 1/1954 Homeyer et al. 546/44
5,080,832 A 1/1992 Etter et al.

OTHER PUBLICATIONS

Gavezzotti Acc. Chem. Res. 1994, 27, 309-314.*

International Search Report and Written Opinion, dated Jul. 18, 2005, from International Application No. PCT/US04/01699.

Aakeroy, C. B. *Acta Crystallogr. Sect. B-Struct. Sci.* 1997, 53, 569-586.

Aakeroy, C. B.; Evans, T. A.; Seddon, K. R.; Palinko, I. *New J. Chem.* 1999, 23, 145-152.

Aullon, G.; Bellamy, D.; Brammer, L.; Bruton, E. A.; Orpen, A. G. *Chem. Commun.* 1998, 653-654.

Bartoszak-Adamska, E.; Wojciechowski, G.; Jaskolski, M.; Brzezinski, M.; *Journal of Molecular Structure* 595 (2001) 21-28.

Bettinetti, G.; Caira, M. R.; Callegari, A.; Merli, M.; Sorrenti, M.; Tadini, C. *J. Pharm. Sci.* 2000, 89, 478-489.

Bettis, J. W.; Lach, J. L.; Hood, J. *American Journal of Hospital Pharmacy* 1973, 30, 240-243.

Bilton, C.; Allen, F. H.; Shields, G. P.; Howard, J. A. K. *Acta Crystallogr. Sect. B-Struct. Sci.* 2000, 56, 849-856.

Braga, D.; Cojazzi, G.; Abati, A.; Maini, L.; Polito, M.; Scaccianoce, L.; Grepioni, F. *J. Chem. Soc.-Dalton Trans.* 2000, 3969-3975.

Braga, D.; Draper S.M.; Champeil, E.; Grepioni, F.; *Journal of Organometallic Chemistry* 573 (1999) 73-77.

Braga, D.; Maini, L.; Polito, M.; Grepioni, F. *Chem. Commun.* 2002, 2302-2303.

(Continued)

Primary Examiner—Johann Richter

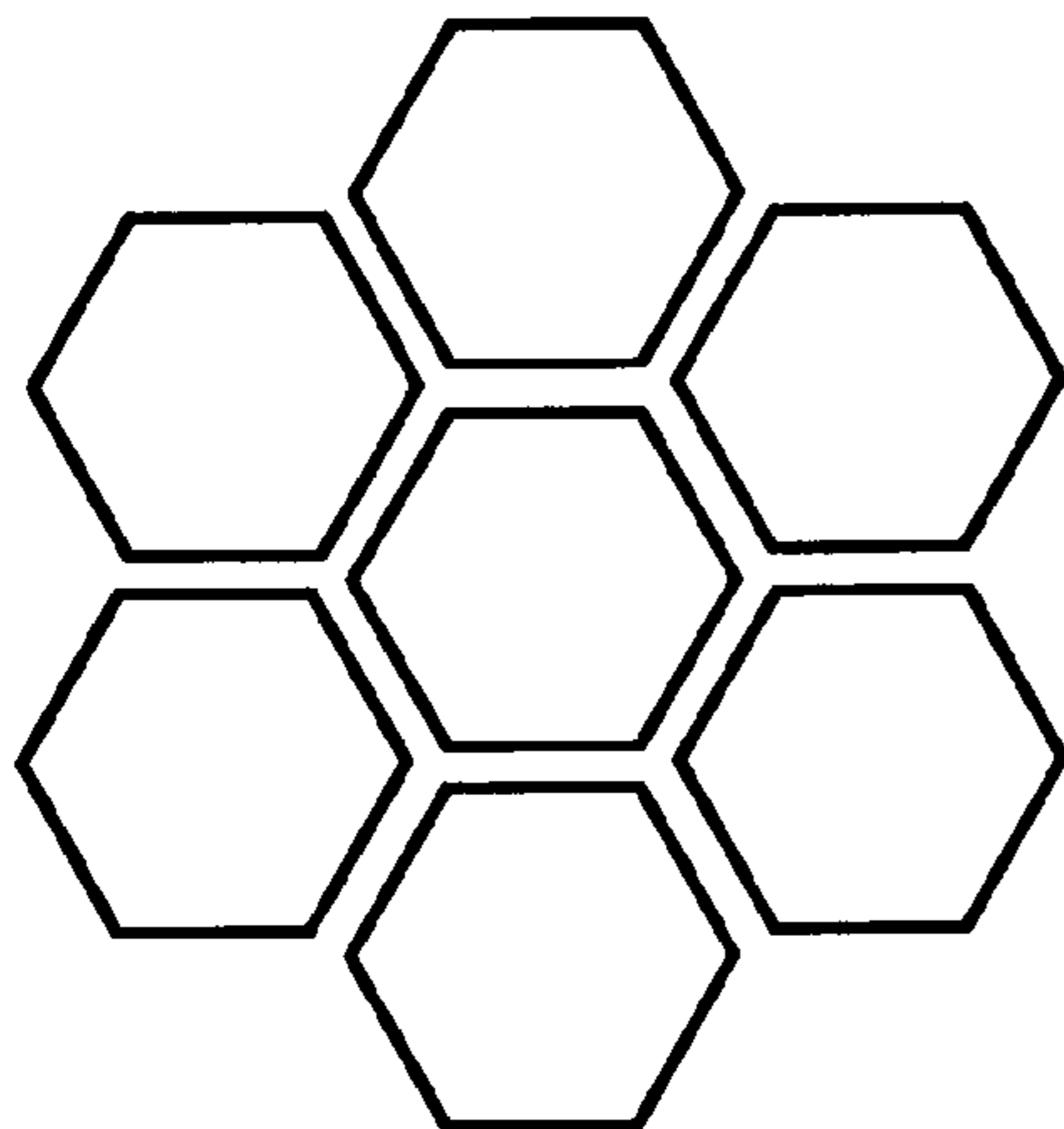
Assistant Examiner—Yevegeny Valenrod

(74) *Attorney, Agent, or Firm*—Nixon Peabody LLP; Jeffrey A. Lindeman

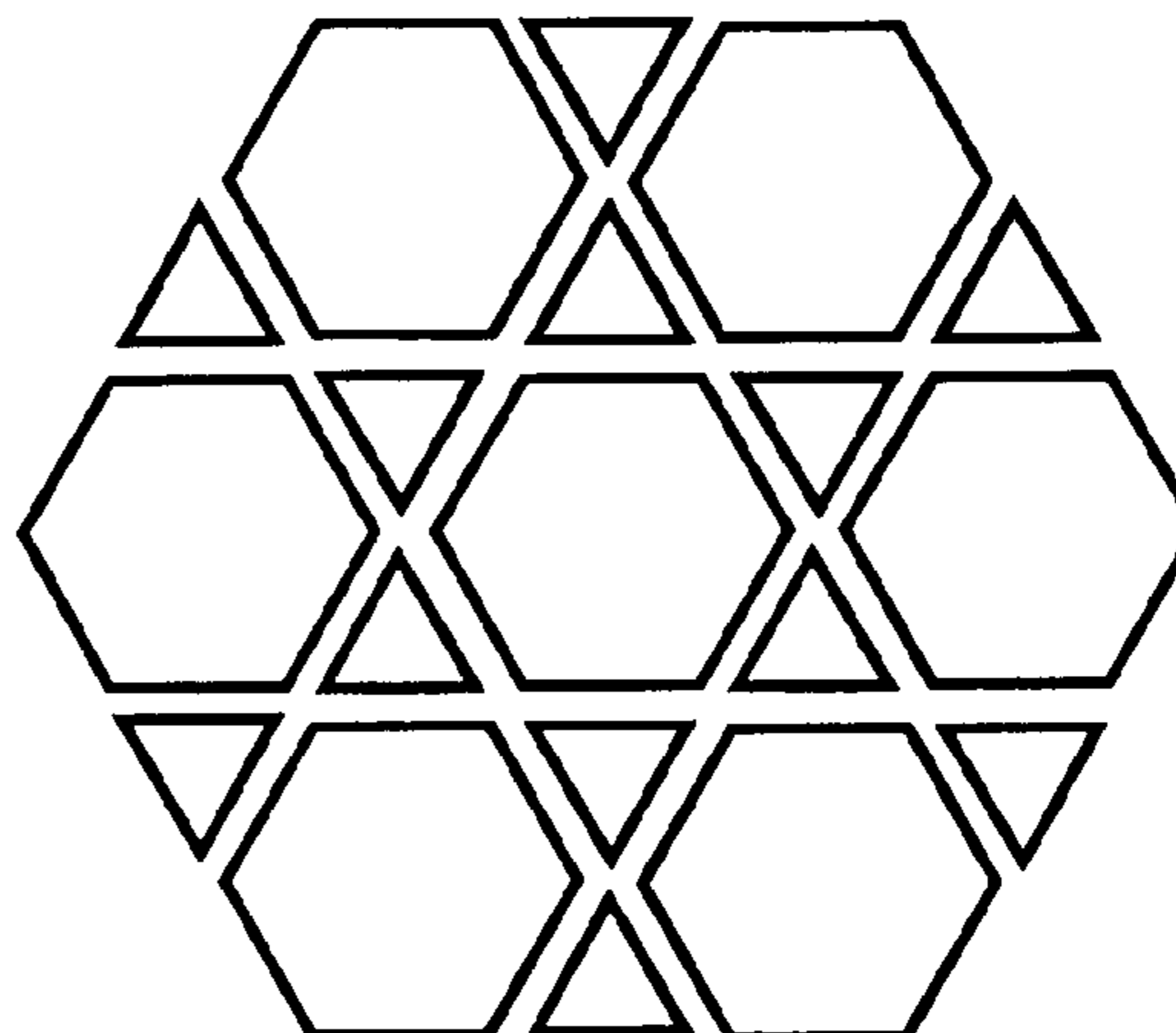
(57) **ABSTRACT**

The present disclosure relates to novel cocrystals and novel methods for cocrystallization. In particular, the disclosure includes cocrystals comprising a salt of an active agent, such as a chloride salt of an active pharmaceutical ingredient. The present disclosure also relates to methods of preparing cocrystals and methods for screening for solid state phases.

11 Claims, 5 Drawing Sheets



API structure



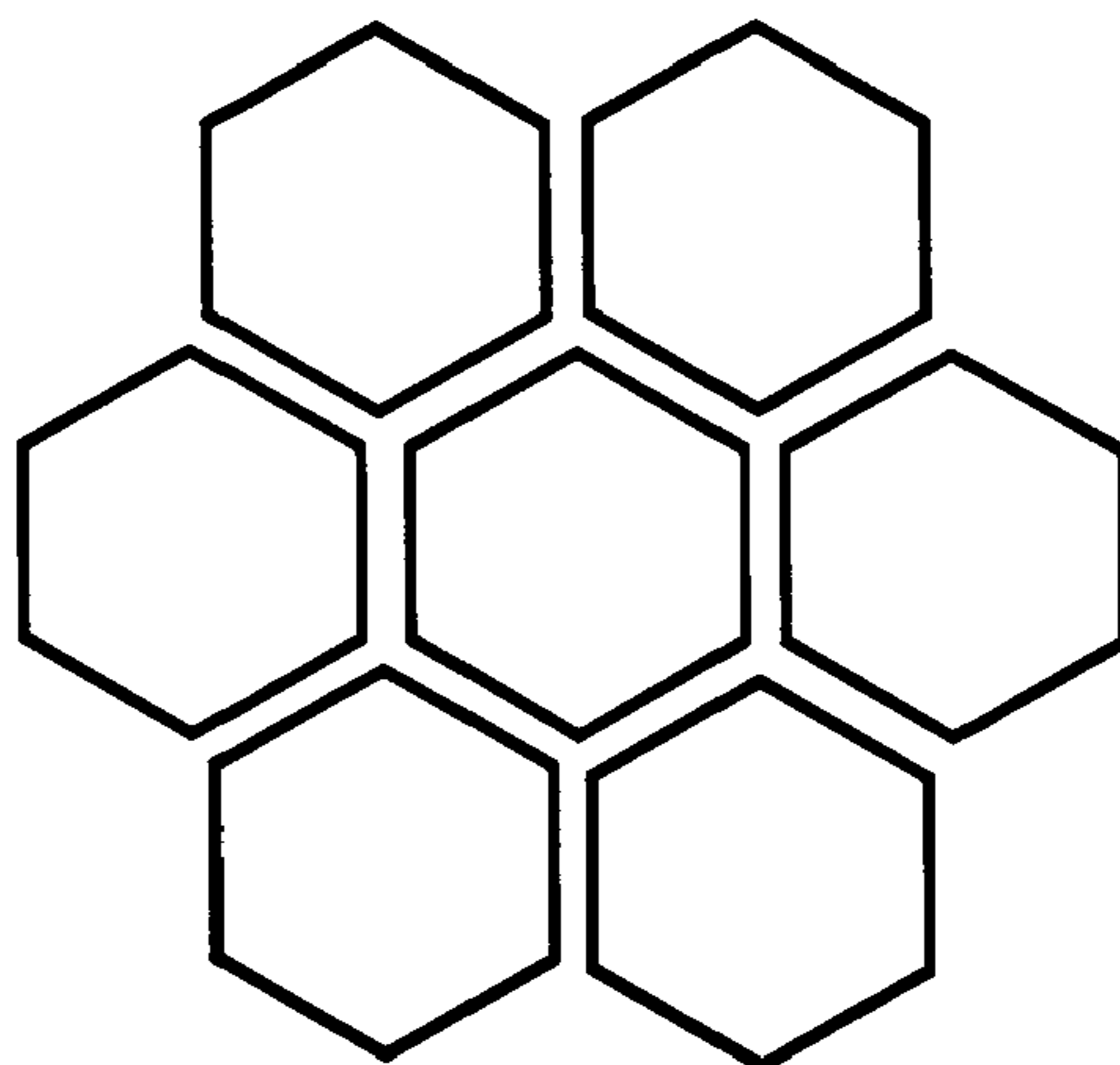
1:2 API:guest co-crystal

OTHER PUBLICATIONS

- Cheung, E.Y. et al., *J. Am. Chem. Soc.*, 2003, 125, 14658-59.
- Cheung, E., et al.; "Direct Structure Determination of a Multicomponent Molecular Crystal Prepared by a Solid-State Grinding Procedure," *J. Am. Chem. Soc.* XXXX,XXX (2003).
- Coe, S.; Kane, J. J.; Nguyen, T. L.; Toledo, L. M.; Wininger, E.; Fowler, F. W.; Lauher, J. W. *J. Am. Chem. Soc.* 1997, 119, 86-93.
- Dalhus, B.; Gorbitz, C. H. *Acta Crystallogr. Sect. C-Cryst. Struct. Commun.* 1999, 55, 1547-1555.
- Datta, S.; Grant, D.J.W.; *Nature*, Jan. 2004, vol. 3, 42-57.
- Dega-Szafran, Z.; Katrusiak, A.; Szafran, M. *J. Mol. Struct.* 2001, 570, 165-174.
- Deng, J. et al.; *Tetrahedron : Asymmetry* 11 (2000) 1729-1732.
- Desiraju, G. R., The Royal Society of Chemistry 2003, 466-467.
- Dunitz, J.D.; *The Royal Society of Chemistry* 2003, 506.
- Edwards, M. R.; Jones, W.; Motherwell, W. D. S. *Cryst. Eng* 2002, 5, 25-36.
- Fleischman, S. G.; Kuduva, S. S.; McMahon, J. A.; Moulton, B.; Walsh, R. D. B.; Rodriguez-Hornedo, N.; Zaworotko, M. J. *Cryst. Growth Des.* 2003, 3, 909-919.
- Goldberg, I.; *J. Am. Chem. Soc.* 1982, 104, 7077-7084.
- Gorbitz, C. H.; Hersleth, H. P. *Acta Crystallogr. Sect. B-Struct. Sci.* 2000, 56, 526-534.
- Gorbitz, C. H. *Acta Crystallogr. Sect. C-Cryst. Struct. Commun.* 2000, 56, 500-502.
- Hu, Z-Q et al., *Acta Cryst.* (2002) C58, o612-o614.
- Hubschle, C.B. , et al., *Acta Cryst.*, (2002) C58, o540-o542.
- Iimura, N.; Ohashi, Y.; Hirata, H. *Bull. Chem. Soc. Jpn.* 2000, 73, 1097-1103.
- Karlsson, R.; *Acta Cryst.*, (1972) B28, 2358.
- Kumar, V. S. S.; Nangia, A.; Katz, A. K.; Carrell, H. L. *Cryst. Growth Des.* 2002, 2, 313-318.
- Kuroda, R.; Imai, Y.; Tajima, N. *Chem. Commun.* 2002, 2848-2849.
- Morgan, T.K. et al. ; 1986 American Chemical Society, 1398-1405.
- Nangia, A.; Desiraju, G. R. *Acta Crystallogr. Sect. A* 1998, 54, 934-944.
- O'Dowd, C.; Kennedy, J. D.; Thornton-Pett, M. *J. Organomet. Chem.* 2002, 657, 20-39.
- Orita, A.; Jiang, L. S.; Nakano, T.; Ma, N. C.; Otera, J. *Chem. Commun.* 2002, 1362-1363.
- Oswald, I. D. H.; Allan, D. R.; McGregor, P. A.; Motherwell, W. D. S.; Parsons, S.; Pulham, C. R. *Acta Crystallogr. Sect. B-Struct. Sci.* (2002) 58, 1057-1066.
- Pierpont, C. G.; Lang, S. A. *Acta Crystallogr. Sect. C-Cryst. Struct. Commun.* 1986, 42, 1085-1087.
- Rai, U. S.; George, S. *Thermochim. Acta* 1994, 243, 17-25.
- Reddy, L.S.; Nangia, A.; Lynch, V.M.; *Crystal Growth & Design*, "Phenyl-Perfluorophenyl Synthons Mediated Cocrystallization of Carboxylic Acids and Amides," XXXX, vol. 0., No. 0, 1-6 2003.
- Remenar, J.F. et al.; *Organic Process Research & Development* 2003, 7, 990-996.
- Remenar, J. F.; Morissette, S. L.; Peterson, M. L.; Moulton, B.; MacPhee, J. M.; Guzman, H. R.; Almarsson, O. *J. Am. Chem. Soc.* 2003, 125, 8456-8457.
- Rothenberg, G.; Downie, A. P.; Raston, C. L.; Scott, J. L. *J. Am. Chem. Soc.* 2001, 123, 8701-8708.
- Schauer, C.L. et al., *J. Chem. Soc.*, 1997, 119, 10245-10246.
- Shan, N.; Toda, F.; Jones, W. *Chem. Commun.* 2002, 2372-2373.
- Steiner, T. *Acta Crystallogr. Sect. B-Struct. Sci.* 1998, 54, 456-463.
- Steiner, T. *New J. Chem.* 1998, 22, 1099-1103.
- Thallapally, P. K.; Nangia, A. *Crystengcomm* 2001, art. No. 27.
- TransForm Pharmaceuticals, Inc. Press Release, Lexington, MA, Nov. 3, 2003.
- Videnova-Adrabinska, V. *Acta Cryst.* 1996, B52, 1048-1056.
- Vishweshwar, P.; Nangia, A.; Lynch, V. M. *Cryst. Growth Des.* 2003, 3, 783-790.
- Vishweshwar, P.; Nangia, A.; Lynch, V. M. *Crystengcomm* 2003, 164-168.
- Walsh, R. D. B.; Bradner, M. W.; Fleischman, S.; Morales, L. A.; Moulton, B.; Rodriguez-Hornedo, N.; Zaworotko, M. J. *Chem. Commun.* 2003, 186-187.
- Wang, K. W.; Pan, Y. J.; Jin, Z. M. *Z. Krist.-New Cryst. Struct.* 2002, 217, 435-436.

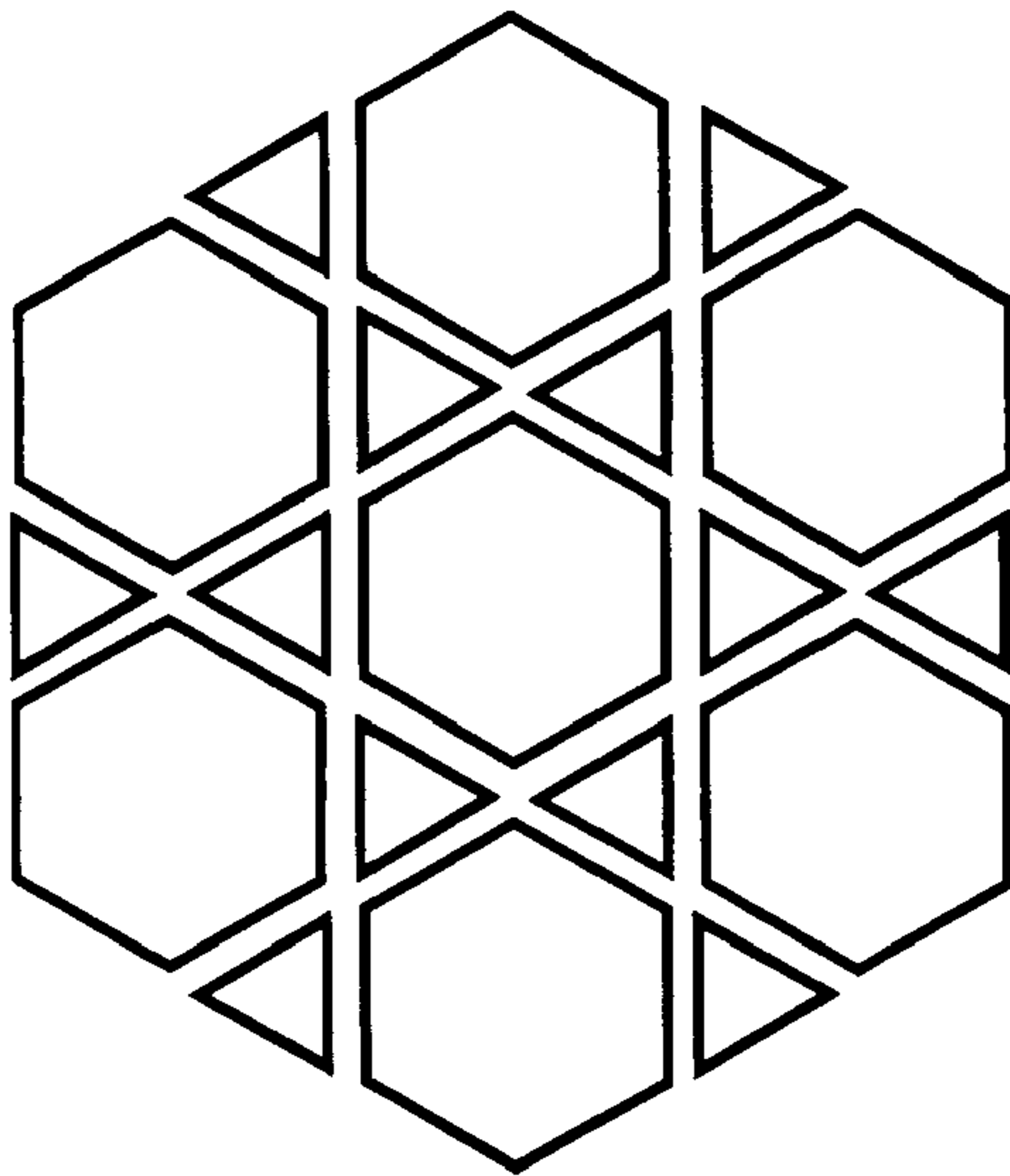
* cited by examiner

Figure 1



API structure

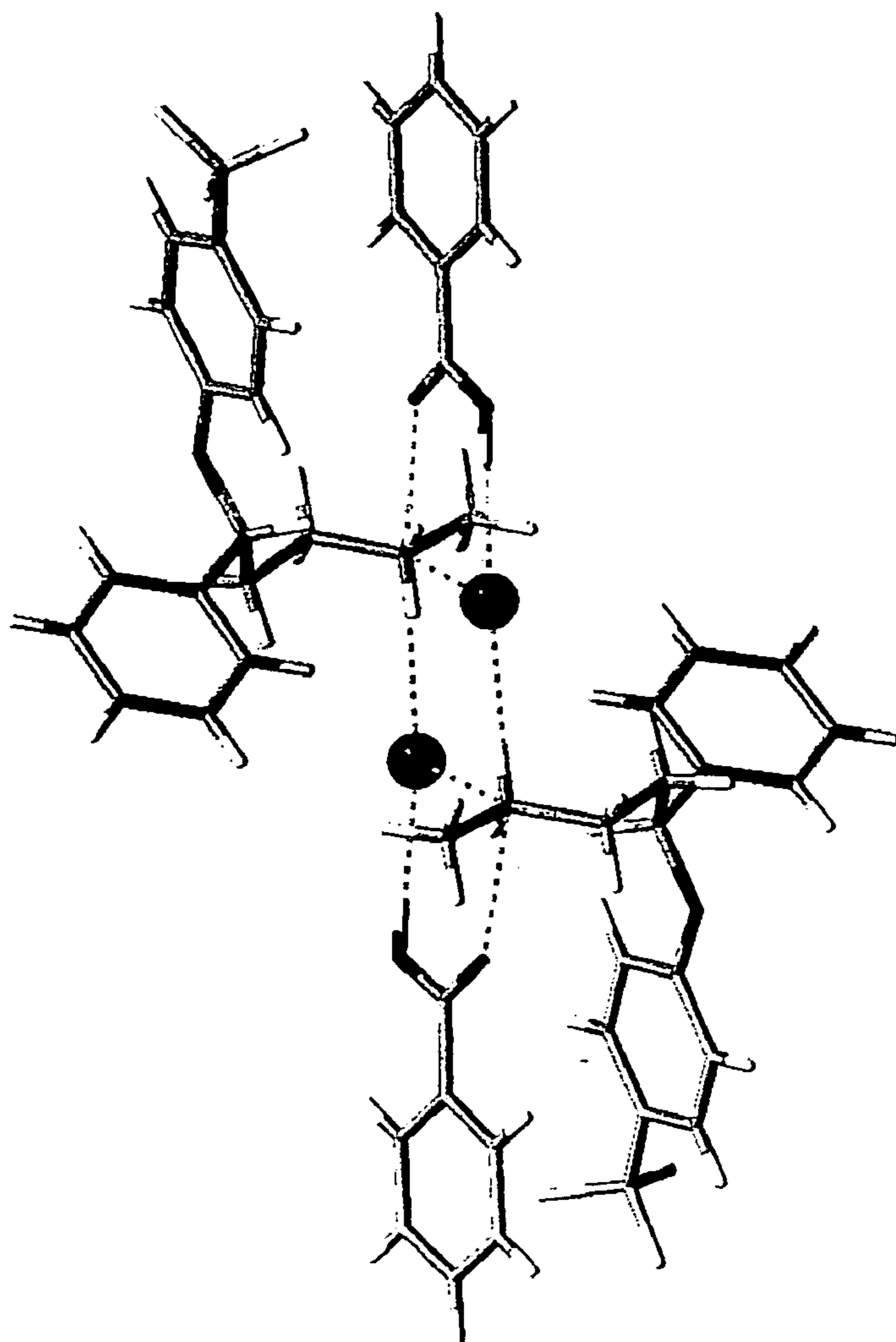
(a)



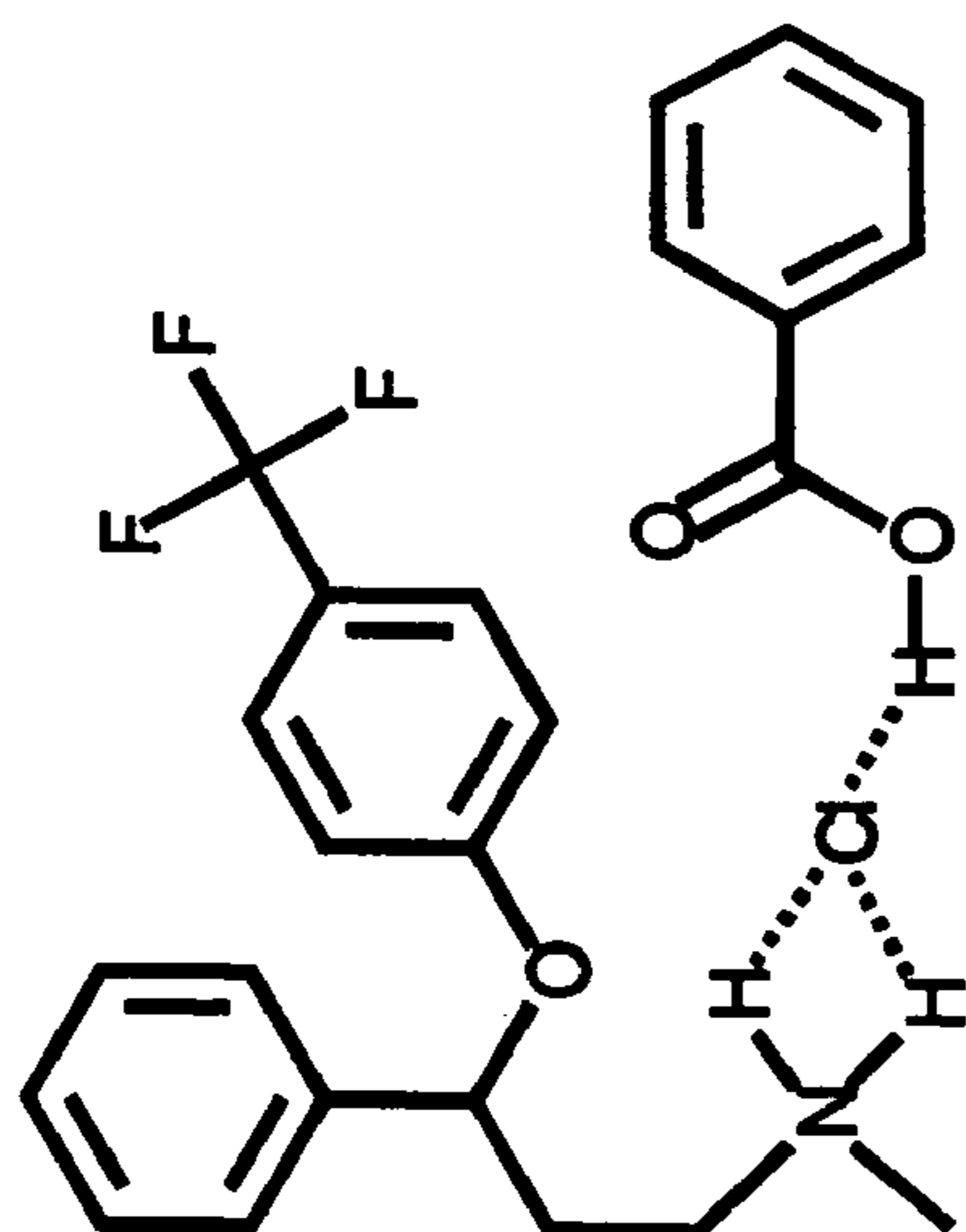
1:2 API:guest co-crystal

(b)

Figure 2

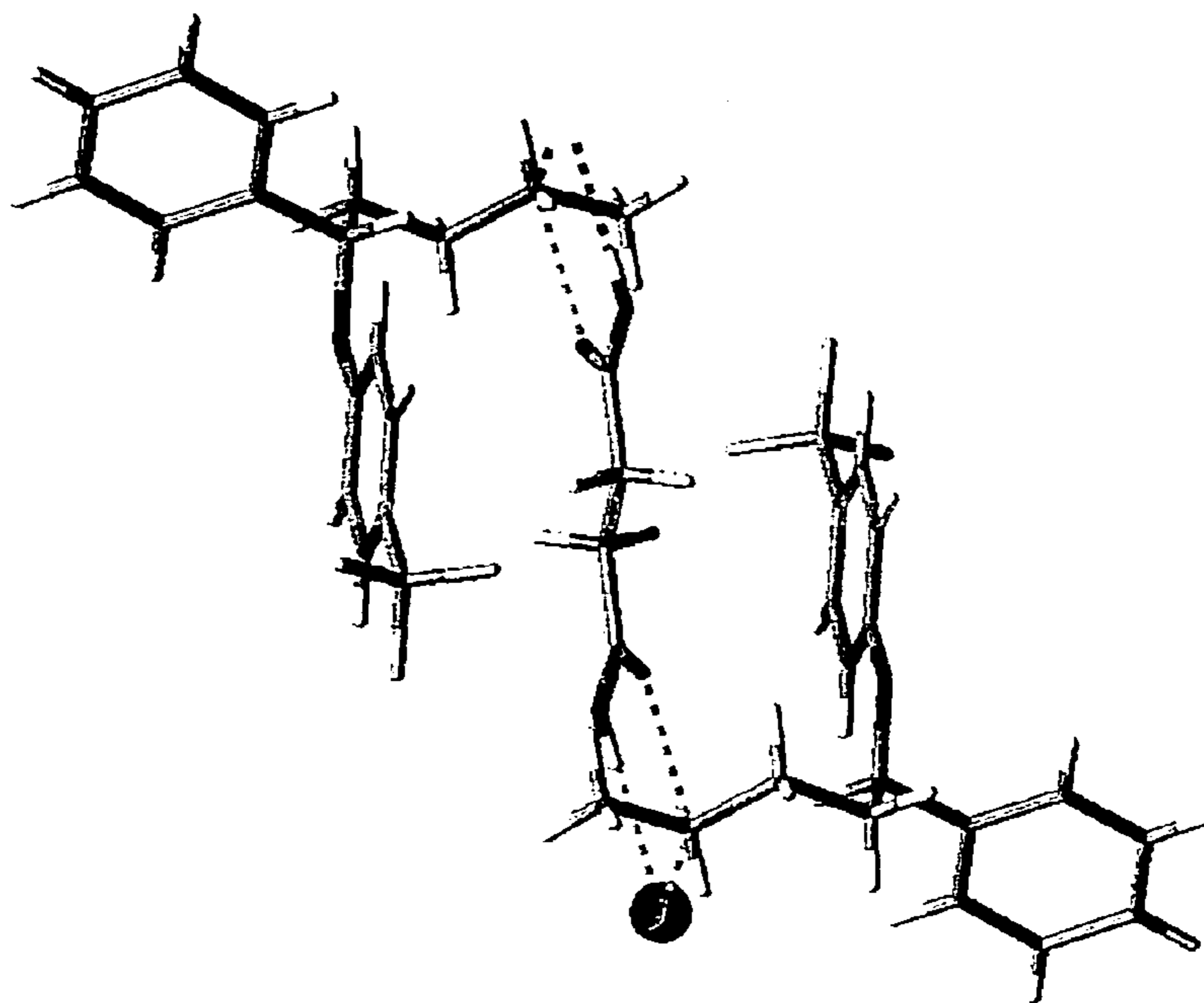


(b)

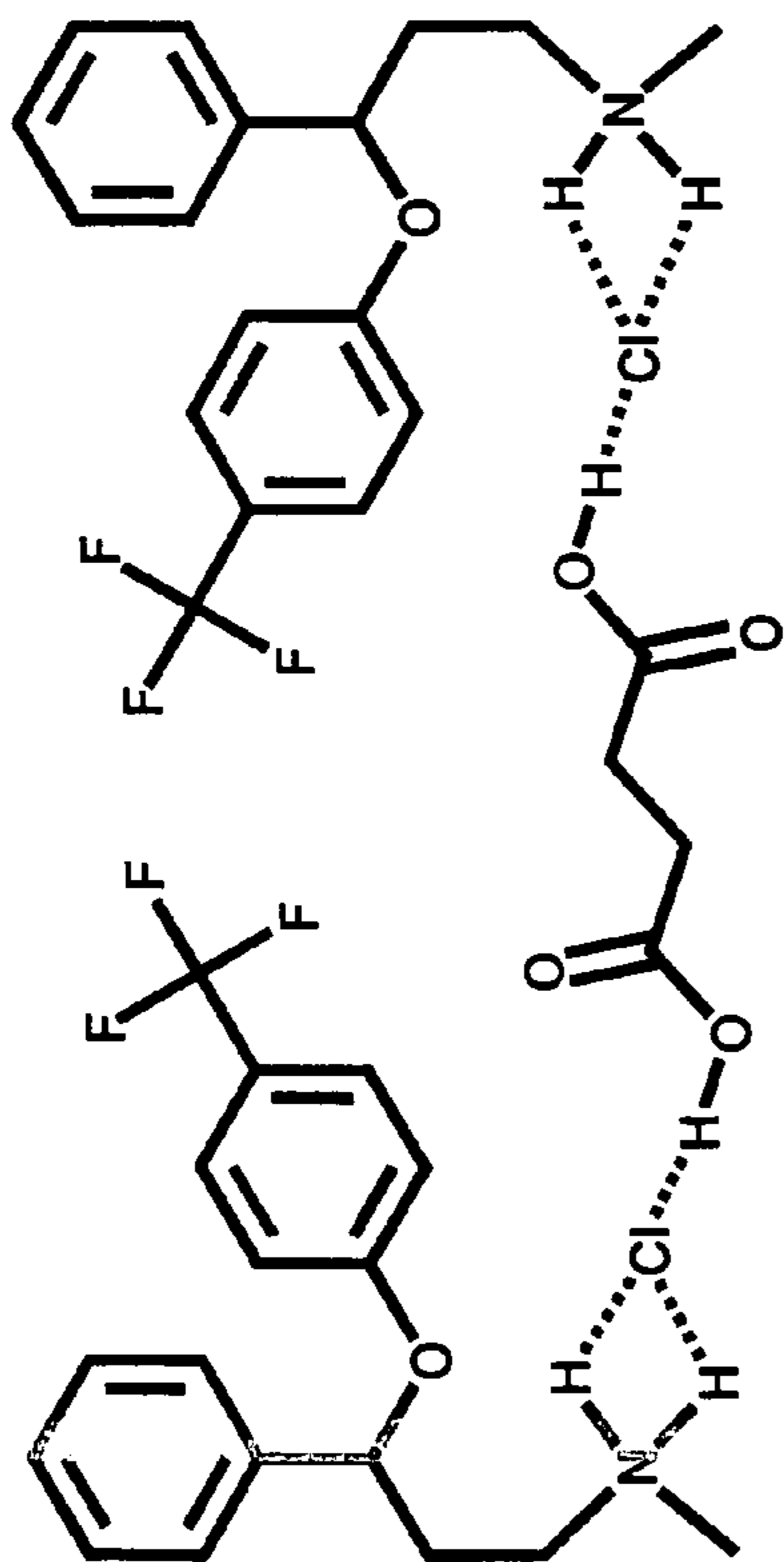


(a)

Figure 3

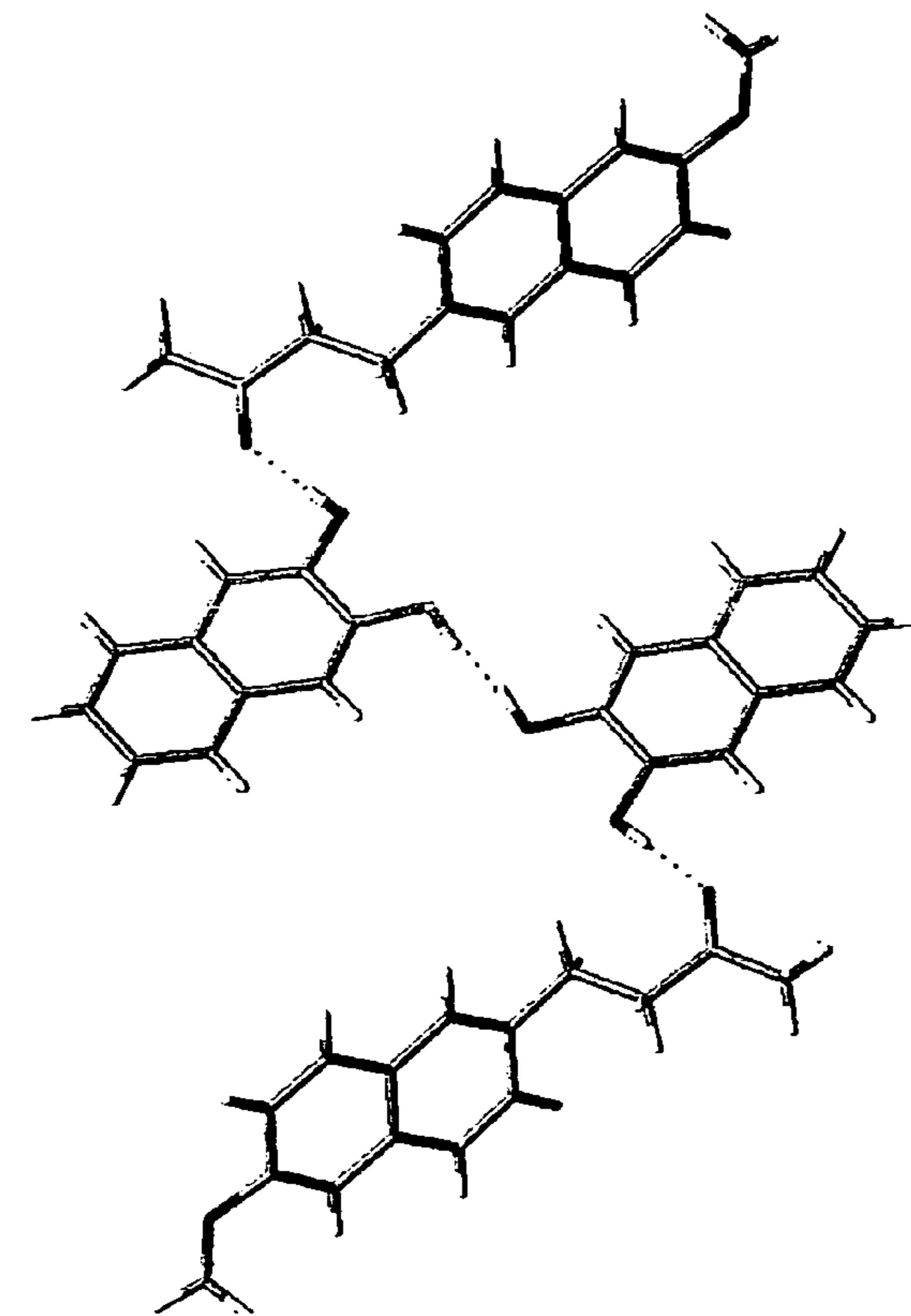


(b)

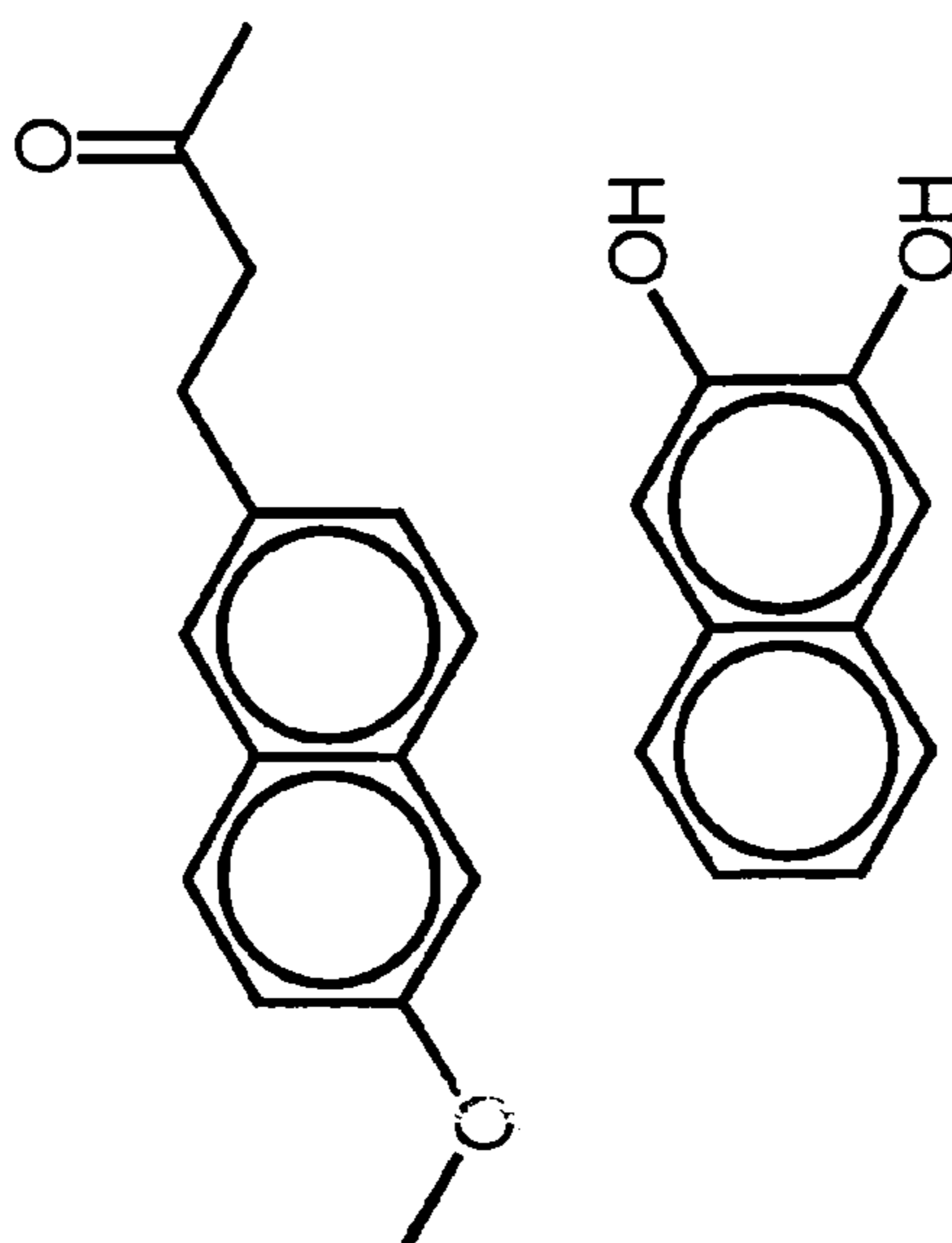


(a)

Figure 4

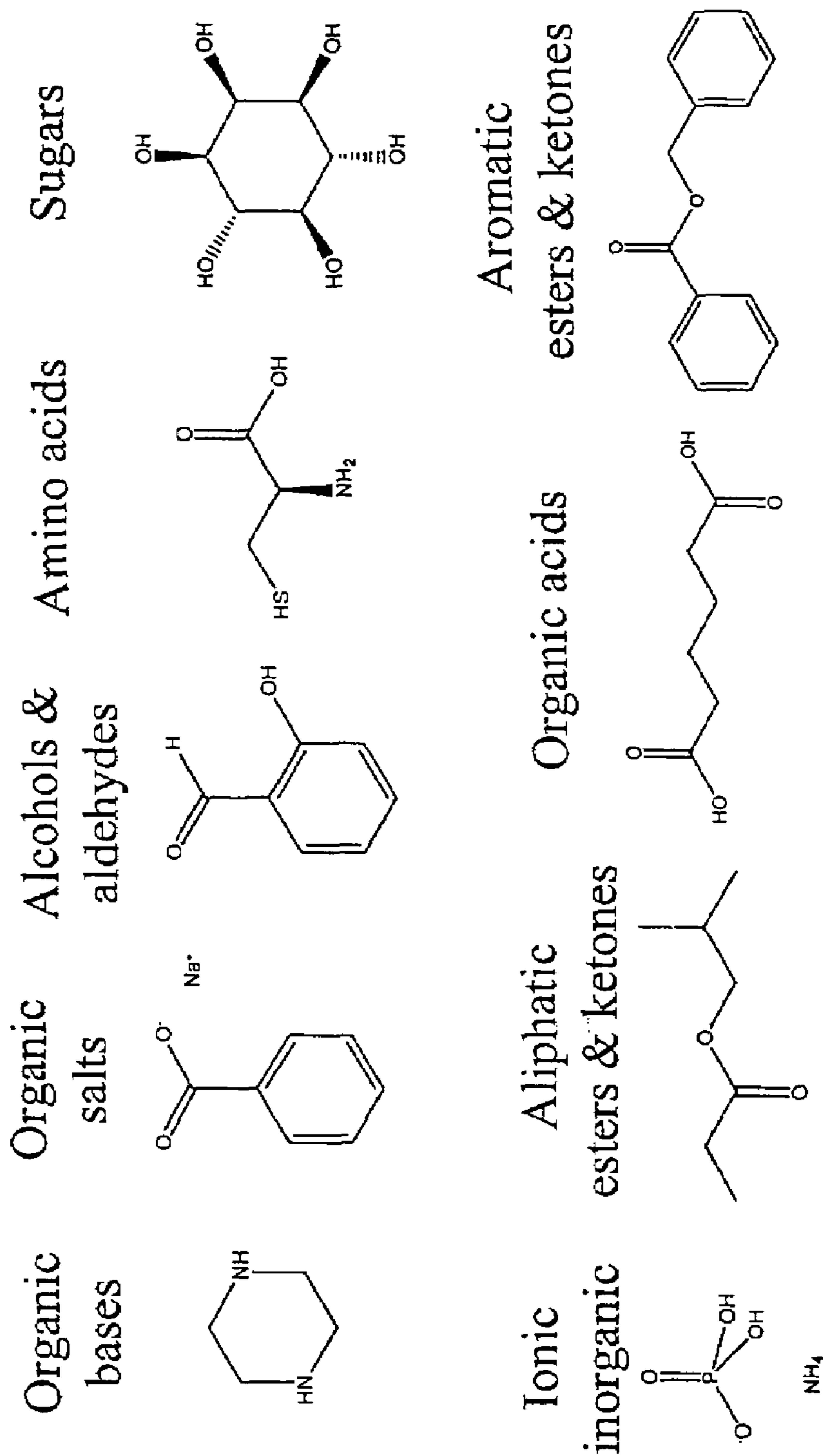


(b)



(a)

Figure 5



1

COCRYSTALLIZATION

CROSS-REFERENCE TO RELATED
APPLICATIONS

This application claims the benefit under 35 U.S.C. §119 (e) of U.S. Provisional Application Nos. 60/441,557 and 60/441,561, filed Jan. 21, 2003. These applications are incorporated by reference herein.

FIELD OF THE INVENTION

The present disclosure describes cocrystals comprising active agents, especially active pharmaceutical ingredients (APIs), and methods relating to cocrystals. In particular, novel cocrystals are provided of a salt of an active pharmaceutical ingredient (such as a salt having chloride as the counterion) and a guest that forms a relatively strong interaction with the counterion. Methods are provided for searching for possible solid state phases of a sample and include solidifying the sample as a cocrystal. Methods are also provided for screening a sample for solid state phases and include solidifying the sample as a cocrystal.

BACKGROUND OF THE INVENTION

Cocrystals are crystals that contain two or more non-identical molecules. Examples of cocrystals may be found in the Cambridge Structural Database. Examples of cocrystals may also be found at Etter, Margaret C., and Daniel A. Adsmond (1990) "The use of cocrystallization as a method of studying hydrogen bond preferences of 2-aminopyridine" *J. Chem. Soc., Chem. Commun.* 1990 589-591, Etter, Margaret C., John C. MacDonald, and Joel Bernstein (1990a) "Graph-set analysis of hydrogen-bond patterns in organic crystals" *Acta Crystallogr., Sect. B, Struct. Sci.* B46 256-262, Etter, Margaret C., Zofia Urbańczyk-Lipkowska, Mohammad Zia-Ebrahimi, and Thomas W. Panunto (1990b) "Hydrogen bond directed cocrystallization and molecular recognition properties of diarylureas" *J. Am. Chem. Soc.* 112 8415-8426, which are incorporated herein by reference in their entireties. The following articles are also incorporated herein by reference in their entireties: Carl Henrik Görbotz and Hans-Petter Hersleth, 2000, "On the inclusion of solvent molecules in the crystal structures of organic compounds" *Acta Cryst.* (2000), B56, 625-534; and V. S. Senthil Kumar, Ashwini Nangia, Amy K. Katz and H. L. Carrell, 2002, "Molecular Complexes of Some Mono- and Dicarboxylic Acids with trans-1,4,-Dithiane-1,4-dioxide" American Chemical Society, Crystal Growth & Design, Vol. 2, No. 4, 2002.

The identification of an optimal composition, formulation, and/or solid state phase is important in the pharmaceutical field, as well as in other fields including nutraceuticals, agricultural chemicals, dyes, explosives, polymer additives, lubricant additives, photographic chemicals, and structural and electronic materials. The new methods described herein may be useful in any of these fields as well as others where solid materials are used.

SUMMARY OF THE INVENTION

As one aspect, novel cocrystals are provided. The novel cocrystals comprise one or more active agents, particularly of the salts of such active agents.

As another aspect, novel cocrystallization methods are provided which have increased probability of successful cocrystallization. A suitable method of cocrystallization may

2

include identifying a crystal comprising a salt of an active agent, wherein the salt comprises the active agent and a negative counterion. One may identify coordination of the negative counterion (for example, its hydrogen bond interactions within that crystal). One may then select a guest to coordinate more strongly with the negative counterion than the coordination within the crystal. Based upon the evaluation of the nonbonded interactions involving one component of an active agent and/or guest, one selects another molecule or molecules or a salt that will coordinate well, or interact strongly with a hydrogen bond acceptor site that has been identified as being involved in a weak hydrogen bond. If the acceptor site has the ability to interact with stronger hydrogen bond donors, and thus form a more energetically favorable interaction, yet it is presently involved in a weak interaction, then the opportunity exists to replace the weak donor with a stronger one. For example, if a strong hydrogen bond acceptor is interacting with a weak hydrogen bond donor in a crystal, a cocrystal could be created by adding a strong hydrogen bond donor molecule to the system which would replace the weak donor and bond to the strong acceptor site in the resulting cocrystal. After the selection of a suitable guest, a solution, melt, or physical mixture comprising the active agent, the counterion, and the guest may be prepared. The solution or melt is subjected to a crystallization process, such as evaporation, cooling, or any of the many well-known processes for forming a crystal from a solution or melt. The physical mixture can be ground to form the cocrystal. A cocrystal is formed comprising the salt of the active agent and the guest.

As another aspect, the present disclosure provides a cocrystallization method that produces a novel type of chloride salt cocrystal structure. The method can be useful for generating beneficial solid chloride salts of APIs in cases where the chloride salt was previously disfavored.

As yet another aspect, novel forms of salts of active pharmaceutical ingredients are provided. For example, the present disclosure provides novel cocrystals of fluoxetine HCl and benzoic acid; fluoxetine HCl and succinic acid; and fluoxetine HCl and fumaric acid. Novel forms or solid state phases of active pharmaceutical ingredients may be prepared for which there are no known polymorphs, solvates or hydrates, or where such polymorphs, solvates or hydrates were disfavored.

As a further aspect, a method of modifying one or more physical properties of a drug formulation or drug composition which comprises an API, the method comprising forming a series of cocrystals of the API with a plurality of guests. The method may further comprise measuring a physical property of the cocrystal and/or adjusting the drug formulation or drug composition.

As yet another aspect, an improved method for screening or selecting the optimal solid state phase for active agents, particularly active pharmaceutical ingredients, and salts thereof, is provided. The screening method comprises crystallizing or attempting to crystallize the free base of the active agent, a chloride salt of the active agent, and optionally other salts of the active agent, and cocrystallizing or attempting to cocrystallize the free base of the active agent, a chloride salt of the active agent, and optionally other salts of the active agent. The method may further comprise evaluating one or more properties of the solid forms, such as one or more physical properties.

BRIEF DESCRIPTION OF THE DRAWINGS

FIGS. 1(a) and (b) illustrate a crystal structure of an active pharmaceutical ingredient and a cocrystal structure containing the same API with a guest molecule.

FIGS. 2(a) and (b) are drawings of two-dimensional and three-dimensional models of a cocrystal of fluoxetine HCl and benzoic acid (1:1).

FIGS. 3(a) and (b) are drawings of two-dimensional and three-dimensional models of a cocrystal of fluoxetine HCl and succinic acid (2:1).

FIGS. 4(a) and (b) show a two-dimensional drawing of nabumetone and 2,3-naphthalenediol and a three-dimensional model of a cocrystal of nabumetone and 2,3-naphthalenediol (1:1).

FIG. 5 shows examples of general classes of guests.

DETAILED DESCRIPTION OF THE INVENTION

The present disclosure provides a way of investigating cocrystals and a way of creating new solid state phases in which one or more active agents are cocrystallized with a guest. By cocrystallizing an active agent with a guest such as a pharmaceutically acceptable compound, one can create new solid state phases which may have improved properties over existing solid state phases of that active agent. For example, new drug formulations comprising cocrystals of active pharmaceutical ingredients may have superior properties over existing drug formulations. The active agent and guest will vary depending on the industry. For example, in the pharmaceutical field, the active agent or guest may be an API, and the other component of the cocrystal must be a pharmaceutically acceptable compound. The present techniques are also applicable to active agents from other fields including nutraceuticals, agricultural chemicals, pigments, dyes, explosives, polymer additives, lubricant additives, photographic chemicals, and structural and electronic materials.

Broadly speaking, one aspect relates to the use of undercoordinated counterions to facilitate cocrystallization. While the inventor does not wish to be bound to theory, the inventor believes excellent cocrystals may be formed using hydrochloride salts and similar salts which are strong hydrogen bond acceptors yet contain relatively undercoordinated ions. "Undercoordinated" in this case refers to ions, for example a chloride ion, that are able to form a number of strong hydrogen bonds. An undercoordinated counterion may have hydrogen bonds within a crystal of that salt, but it could form additional hydrogen bonds in a cocrystal and/or form relatively stronger hydrogen bonds in a cocrystal with a guest. An ion is "undercoordinated" when the system is limited in the number of hydrogen bond donors that are available and bonded to the ion. In these cases, the extra hydrogen bond acceptor sites are typically filled by weakly interacting donors such as C—H groups. Chloride ions are strong hydrogen bond acceptors in a crystal structure. In a crystal structure such as fluoxetine hydrochloride, the chloride ion coordinates to the two strong hydrogen bond donors available in the system, and the chloride ion also has three weaker CH—Cl interactions resulting in a pseudo-octahedral coordination environment. There is an opportunity for bonding with these coordination sites, by displacing the weak CH donors that the chloride has recruited to fill its coordination sphere with somewhat stronger hydrogen bond donors from a guest such as benzoic acid, succinic acid, fumaric acid, or another carboxylic acid.

It is useful in forming cocrystals to recognize that relatively weak interactions may be replaced by stronger interactions,

even though those stronger interactions may be relatively weak themselves, compared to other interactions. For example, an undercoordinated chloride may have one strong hydrogen bond donor and several weak hydrogen bond donors or two strong hydrogen bond donors and several weak hydrogen bond donors. In a cocrystal, weaker interactions may be replaced by stronger interactions, although those stronger interactions may still be weaker than the strong interactions (charge-assisted hydrogen bonds) present in fluoxetine HCl crystals. The strongest interactions involving chloride ions in crystal structures of organic salts are the charge assisted hydrogen bonds that invariably form between the protonated nitrogen base and the chloride ion. The strongest interactions between neutral molecular groups and the chloride ion involve acids and the chloride ion. Carboxylic acids, for instance, have strong interactions with chloride ions. It can be seen that a combination of carboxylic acids and hydrochloride salts of nitrogen containing bases are especially well suited to cocrystal formation (as demonstrated by the examples included). Furthermore, it can be anticipated that different combinations of these elements could lead to other cocrystals. For example, the active molecule of interest may contain either the neutral carboxylic acid moiety or the protonated nitrogen. The potential exists to cocrystallize an API having a neutral carboxylic acid moiety with a guest that is a hydrochloride salt of a nitrogen-containing organic base.

It is further contemplated that the nature of the protonated nitrogen base will affect the potential for cocrystallization. Numerous strong hydrogen bond donor groups will compete with the carboxylic acid guest for the open acceptor sites on the chloride ion. In order to favor cocrystal formation, the nitrogen base is preferably a tertiary amine because this presents a situation where only one strong charged hydrogen bond donor exists and thus will only occupy one site on the chloride acceptor. Additionally, systems that have only this one tertiary amine and no other strong donors present an especially favorable system for potential cocrystallization. Protonated secondary amines with two N—H donor groups are also favored, although protonated primary amines may also be used. Special consideration must be taken for systems with additional strong hydrogen bond donor and acceptor sites in order to determine the potential for cocrystallization and the optimal guest molecule type for cocrystallization. The potential for cocrystallization involving a carboxylic acid and a hydrochloride salt may be reduced as the number of available strong donors in the system is increased. Additional guidance as to evaluating undercoordination may be found in the inventor's prior work (which is incorporated by reference herein in its entirety), particularly in its discussion of nonbonded motifs: Scott L. Childs, "Nonbonded Interactions In Molecular Crystal Structures", Emory Univ., USA, available from UMI, Order No. DA3009424 (288 pp.), Dissertation Abstract Int. Ref. B2001, 62(3), 1394. In some circumstances, the undercoordination can be determined by measuring distances, comparing profiles in the Cambridge Structural Database, measuring the pKa of the donors and acceptors, or evaluating the ratio of strong hydrogen bond donors to available acceptors. Other crystal engineering theories may also be used.

The formation of cocrystals is very unpredictable. It is difficult to foresee structural changes as a function of changes in molecular substitution patterns or in molecular geometry. However, the present disclosure provides greater predictability and better probability of success in designing and forming cocrystals.

The present techniques may be employed to generate a wide variety of cocrystals of active agents and guests. For

example, the present techniques may be used to generate cocrystals of a salt of an active agent, such as a salt of an active pharmaceutical ingredient, with a neutral guest. Alternatively, a cocrystal of a neutral or zwitterionic active agent (or a salt of an active agent) may be generated with a guest salt, which includes a positive ion and a negative ion of its own. Where the active agent is provided in a salt, it may be positively or negatively charged and have a negative or positive counterion. As an example, for fluoxetine HCl, the active agent fluoxetine is positively charged by virtue of accepting a proton from HCl to form a protonated amine, and chloride is present as a negative counterion. Furthermore, some of the present methods may be employed with a neutral or zwitterionic active agent to form a cocrystal with a neutral guest or ionic guest.

The present techniques provide an opportunity to create a stable solid state phase of a hydrochloride salt of an API that was previously found to have properties that were unsuitable for development. Opportunities for continued development in such a situation have often relied on the fortuitous formation of a stable hydrate or solvate, but the present techniques present the ability to systematically examine alternative formulations of the hydrochloride salt by cocrystallizing the hydrochloride salt of the API with appropriate guest molecules.

Cocrystallization may be an attractive technique for salts of APIs that have been rejected due to problems relating to physical properties. Since cocrystals may have different physical properties than the individual components, APIs with unfavorable physical properties can be cocrystallized with suitable guest molecules and the physical properties of the resulting crystalline solids can be evaluated.

The cocrystals of fluoxetine HCl provide examples of the modification of a physical property (solubility) of an API salt. Cocrystals of fluoxetine HCl:benzoic acid are less soluble and have a lower dissolution rate than crystals of fluoxetine HCl, while cocrystals of fluoxetine HCl:succinic acid are more soluble and have a faster dissolution rate than crystals of fluoxetine HCl.

Other physical properties of APIs or their salts that may be modified by forming a cocrystal include: melting point, density, hygroscopicity, crystal morphology, loading volume, compressibility, and shelf life. Furthermore, other properties such as bioavailability, toxicity, taste, physical stability, chemical stability, production costs, and manufacturing method may be modified by the use of the present cocrystallization techniques.

An active agent can be screened for possible cocrystals where polymorphic forms, hydrates or solvates are especially problematic. A neutral compound that can only be isolated as amorphous material could be cocrystallized. Forming a cocrystal may up-grade the performance of a drug formulation of an active pharmaceutical ingredient by changing physical properties. Some APIs are problematic during wet granulation and compression stages. A bioequivalent cocrystal could rectify this problem.

A cocrystal can be used to isolate or purify a compound during manufacturing. If it is desirable to identify all of the solid state phases of an active pharmaceutical ingredient, then cocrystallization may be particularly desirable.

The present techniques provide new methods of developing and screening active pharmaceutical ingredients. Non-toxic cocrystalline forms of neutral active pharmaceutical ingredients may be prepared, screened, tested, and commercialized. Screening based on cocrystal formation is equivalent in many respects to a salt-screen for neutral APIs. Fur-

thermore, new types of HCl salt structures may be prepared. The properties of hydrochloride salts can be tuned and perfected. New, unique, stable, and marketable phase of hydrochloride salts may be prepared. One can choose whether to make the formulation more soluble or less soluble.

As another aspect, the present techniques may also be used to remove or reduce the water of hydration, and/or to prepare a cocrystal substantially free of water of hydration. A hydrate may be viewed as a cocrystal having water as the guest. Water and guest acids perform a similar role in the stabilization of the crystal structure. In fact, about 28% of the hydrochloride salts of API in the Cambridge Structure Database are hydrates, compared to about 8% of all other organic structures. This indicates an affinity for hydration. The present techniques both capitalize and rectify this affinity, in that an affinity for cocrystallization (as evidence by hydration) is likely indicated, and this affinity for cocrystallization may be employed for the formation of cocrystals with a suitable guest, such as an acid, for example a carboxylic acid. Indeed, in many cocrystals, an acid may have stronger interactions than water molecules and may displace the water of hydration during the formation of the cocrystal. Accordingly, the present techniques provide a method of preparing a cocrystal from a hydrate. A hydrate of a salt is provided, and the hydrate comprises water of hydration. A guest is selected to coordinate with the counterion. Preferably, the guest coordinates more strongly with the counterion than the solvent does. A solution, melt or physical mixture is prepared which comprises the hydrate and the guest. The solution or melt is subjected to a crystallization process, or the physical mixture is subjected to grinding, and a cocrystal comprising the salt of the active agent and the guest is formed, and the salt comprises the active agent and a counterion. Similarly, the present techniques provide a method of preparing a cocrystal from a solvate. A solvate of a salt is provided, and the solvate comprises solvent molecules coordinated with the salt. A guest is selected to coordinate with the counterion. Preferably, the guest coordinates more strongly with the counterion than the solvent does. A solution, melt or physical mixture is prepared comprising the solvate and the guest. The solution or melt is subjected to a crystallization process, or the physical mixture is subjected to grinding, and a cocrystal comprising the salt of the active agent and the guest is formed. The salt comprises the active agent and a counterion.

FIGS. 2(a) and (b) are drawings of two-dimensional and three-dimensional models of a cocrystal of fluoxetine HCl and benzoic acid (1:1). FIG. 2(a) shows a two-dimensional model in which the chloride ion interacts with the hydrogens of the amine group of fluoxetine and of the hydroxyl group of benzoic acid. Through these interactions, which may be characterized as hydrogen bonding, fluoxetine hydrochloride and benzoic acid form a supramolecular structure that may be the basis of a cocrystal. FIG. 2(b) shows a three-dimensional model of the supramolecular organization of fluoxetine hydrochloride and benzoic acid.

FIG. 3(a) and (b) are drawings of two-dimensional and three-dimensional models of a cocrystal of fluoxetine HCl and succinic acid (2:1). FIG. 3(a) shows a two-dimensional model in which the chloride ion interacts with the hydrogens of the ammonium group of fluoxetine and of the hydroxyl group of succinic acid. Through these interactions, which may be characterized as hydrogen bonding, two molecules of fluoxetine hydrochloride and one molecule of succinic acid form a supramolecular structure that may be the basis of a cocrystal. FIG. 3(b) shows a three-dimensional model of the supramolecular organization of the molecules of fluoxetine hydrochloride and succinic acid.

FIGS. 4(a) and (b) show a two-dimensional drawing of nabumetone and 2,3-naphthalenediol and a three-dimensional model of a cocrystal of nabumetone and 2,3-naphthalenediol (1:1).

Active Agent

The active agent is the molecule whose activity is desirable or the object of interest. It is contemplated that one or more active agents may be employed in a cocrystal, according to any of the present techniques. For example, where the active agent is an active pharmaceutical ingredient, the pharmaceutical activity of the active agent is desirable. Other active agents may be nutraceuticals, agricultural chemicals, pigments, dyes, explosives, polymer additives, lubricant additives, photographic chemicals, or structural and electronic materials.

The active agent may be provided as a salt. It is contemplated that one or more salts may be employed in a cocrystal, according to any of the present techniques. The salt may be prepared from the active agent or obtained from a commercial source. Hydrochloride salts of active pharmaceutical ingredients, especially of amine APIs, are especially preferred in the pharmaceutical industry.

In general, it is contemplated that the present techniques will have particularly good results as applied to amine HCl salts as well as other ammonium salts as described in more detail herein. In ammonium acid salts, the active agent has at least one amine moiety which is relatively basic (at least one relatively basic nitrogen), and a salt is formed with an acid that reacts with the amine moiety. Cocrystals may be then formed between the ammonium salts and guests which act as hydrogen-bond donors to the salts. Cocrystals may be formed of chloride salts of APIs, for example buspirone hydrochloride, fluoxetine hydrochloride, and metformin hydrochloride.

The present cocrystals may comprise salts other than chloride salts—the hydrochloride API salts that are listed above are only a sampling of the relevant compounds because the starting material need not be a known hydrochloride. Indeed, many relevant APIs are salts that are not HCl salts because the HCl salt was not believed to be an appropriate material and a different salt was commercialized instead. The present techniques may enable one to employ an HCl salt of an API that is marketed as another type of salt. Alternatively, it may be desirable to employ a salt other than an HCl salt, by replacing the HCl or by forming a salt comprising an active agent that acts as a base with an acid other than HCl. The following acids provide anionic counterions that would be used to replace chlorine. These are relatively strong acids, and include but are not limited to mineral acids, and the carboxylic acid guest is expected to form one or more hydrogen bonds with a hydrogen bond acceptor on the anionic counterion. The list is the conjugate acid that would react with a basic active agent to form a salt:

- sulfuric acid
- phosphoric acid
- hydrobromic acid
- nitric acid
- pyrophosphoric acid
- methanesulfonic acid
- thiocyanic acid
- naphthalene-2-sulfonic acid
- 1,5-naphthalenedisulfonic acid
- cyclamic acid
- p-toluenesulfonic acid
- maleic acid
- L-aspartic acid
- 2-hydroxy-ethanesulfonic acid

- glycerophosphoric acid
- ethanesulfonic acid
- hydroiodic acid

The present techniques also extend beyond salts as starting materials and also include many weak bases that may have been marketed as neutral forms because the known salts did not have appropriate properties. These salts could be revisited and attempts could be made to cocrystallize the HCl salt. For example, a drug formulation marketed as a tartrate salt of an API could be reformulated by cocrystallizing the HCl salt of the active molecule with an appropriate guest molecule. Thus, cocrystallization could make a useful HCl cocrystal out of the API that is currently marketed as a tartrate, sulfate, or other salt formulation. For this reason the present disclosure includes APIs that are not HCl salts as starting materials.

Furthermore, the present techniques relate to salts other than chloride salts. It is contemplated that hydrobromide salts and sodium salts of APIs may especially benefit from the present techniques, since they form relatively strong non-bonded interactions. For example, the hydrobromide salts citalopram hydrobromide and galantamine hydrobromide are contemplated for cocrystallization with benzoic acid, succinic acid, and other guests compatible with hydrochloride salts.

The present techniques may be employed to form cocrystals of sodium salts of APIs such as, for example, naproxen sodium, tolmetin sodium, and warfarin sodium. When a sodium salt (or other salt of an API having a positive counterion) is employed, different guests are expected to be suitable for cocrystallization than when a hydrochloride salt (or other anionic salt) of an API is employed.

Anions and Cations

As one aspect, the active agent is provided as a salt. A salt of the active agent is formed. Alternatively or additionally, the guest is provided as a salt or a salt of the guest is formed. The salt may comprise the active agent and a counterion that is either a cation or an anion. Among the preferred cations (including cations as well as compounds that can form cations) are aluminum, ammonium, benzathine, calcium, diethanolamine, diethylamine, dimeglumine, disodium, lithium, lysine, magnesium, meglumine, potassium, sodium, and zinc. Among the preferred anions are acetate, L-aspartate, besylate, bicarbonate, carbonate, D-camsylate, L-camsylate, citrate, edisylate, fumarate, gluconate, hydrobromide/bromide, hydrochloride/chloride, D-lactate, L-lactate, DL-lactate, D,L-malate, L-malate, mesylate, pamoate, phosphate, succinate, sulfate, D-tartrate, L-tartrate, D,L-tartrate, meso-tartrate, benzoate, gluceptate, D-glucuronate, hybenzate, isethionate, malonate, methylsulfate, 2-napsylate, nicotinate, nitrate, orotate, stearate, tosylate, acefyllinate, aceturate, aminosalicylate, ascorbate, ascorbate, borate, butyrate, camphorate, camphocarbonate, decanoate, hexanoate, cholate, cypionate, dichloroacetate, edentate, ethyl sulfate, furate, fusidate, galactarate (mucate), galacturonate, gallate, gentisate, glutamate, glutamate, glutarate, glycerophosphate, heptanoate (enantate), hydroxybenzoate, hippurate, phenylpropionate, iodide, xinafoate, lactobionate, laurate, maleate, mandelate, methanesulfonate, myristate, napadisilate, oleate, oxalate, palmitate, picrate, pivalate, propionate, pyrophosphate, salicylate, salicylsulfate, sulfosalicylate, sulfosalicylate, tannate, terephthalate, thiosalicylate, tribrophenate, valerate, valproate, adipate, 4-acetamidobenzoate, camsylate, octanoate, estolate, esylate, glycolate, thiocyanate, and undecylenate.

When a metal cation is employed as a counterion of the active agent, the interaction between guest and cation is not a

hydrogen bond but rather is an intermolecular interaction between an electron rich group such as a carbonyl and the metal cation. This interaction is often not as strong as a hydrogen bond, but is still a favorable interaction and thus can contribute to the stabilization of a cocrystal.

The HCl salt of an active pharmaceutical ingredient is especially preferred to create a new type of cocrystal. In this type of solid state phase, one can cocrystallize the HCl salt with a neutral guest molecule. By doing this one can create solid state phases with specific properties. For instance one can make a solid comprising an active pharmaceutical ingredient having greater or lesser intrinsic solubility and/or a faster or slower dissolution rate, depending on the guest compound that is chosen.

Guests

The guest is present in order to form the cocrystal with the active agent. It is contemplated that one or more guests may be employed in a cocrystal, according to any of the present techniques. Accordingly, the guest is not required to have an activity of its own, although it may have some activity that does not overly derogate from the desired activity of the active agent. In some situations, the guest may have the same activity as or an activity complementary to that of the active agent. The guest may be another API. For example, some guests may facilitate the therapeutic effect of an active pharmaceutical ingredient. For pharmaceutical formulations, the guest may be any pharmaceutically acceptable molecule(s) that forms a cocrystal with the API or its salt. The RTECS database is a useful source for toxicology information, and the GRAS list contains about 2500 relevant compounds.

The guest may be neutral (such as benzoic acid and succinic acid in the examples below) or ionic (such as sodium benzoate or sodium succinate). Neutral guests are nonionic guests. Ionic guests are compounds or complexes having ionic bonds. FIG. 5 shows several general classes of guests (organic bases, organic salts, alcohols & aldehydes, amino acids, sugars, ionic inorganics, aliphatic esters & ketones, organic acids, and aromatic esters & ketones).

The guest may be an acid that forms hydrogen bonds with the chloride (or other anion). For example, suitable guests which are acids include (but not are not limited to):

ascorbic acid
glucoheptonic acid
sebacic acid
alginate
cyclamic acid
ethane-1,2-disulfonic acid
2-hydroxyethanesulfonic acid
2-oxo-glutaric acid
naphthalene-1,5-disulfonic acid
nicotinic acid
pyroglutamic acid
4-acetamidobenzoic acid

Table 1 sets forth a group of presently preferred guests. It is contemplated that the guests set forth in the Table may be arranged in subgroups based upon molecular structure and/or physiological effect. Furthermore, the foregoing list is intended to provide a written description of any sublist that omits one or more guests.

Table 2 sets forth another group of preferred guests. It is contemplated that the guests set forth in the Table may be arranged in subgroups based upon molecular structure and/or physiological effect. Furthermore, the foregoing list is intended to provide a written description of any sublist that omits one or more guests.

Table 3 sets forth the group comprising molecules believed at present to be suitable guests. It is contemplated that the guests set forth in the Table may be arranged in subgroups based upon molecular structure and/or physiological effect.

5 Furthermore, the foregoing list is intended to provide a written description of any sublist that omits one or more guests.

Ionic guests are salts themselves, and may be formed from bases and acids prior to being used to form cocrystals. For example, the following bases and acids may be reacted to form ionic guests:

Bases

Ammonia
15 L-Arginine
Benethamine
Benzathine
Betaine
Calcium Hydroxide
Choline
Deanol
Diethanolamine
Di ethyl amine
2-(Diethylamino)ethanol
20 2-Aminoethanol
Ethylenediamine
N-Methylglucamine
Hydrabamine
1H-Imidazole
Lysine
25 Magnesium Hydroxide
Morpholine
4-(2-Hydroxyethyl)Morpholine
piperazine
Potassium Hydroxide
35 Pyrrolidine
1-(2-Hydroxyethyl)Pyrrolidine
Sodium Hydroxide
Triethanolamine
Tromethamine
40 Zinc Hydroxide

Acids

45 (+)-L-Tartaric Acid
1,2,2-Trimethyl-1,3-cyclopentanedicarboxylic Acid
10-Undecylenic Acid
1-Hydroxy-2-naphthoic Acid
(+)-Camphor-10-sulfonic Acid
50 2,5-Dihydroxybenzoic Acid
2-Furancarboxylic Acid
2-Mercaptobenzoic Acid
3-Cyclopentylpropionic Acid
3-Phenylpropionic Acid
55 4-Aminosalicylic Acid
4-Hydroxybenzoic Acid
Acetic Acid
Adipic Acid
alpha-Hydroxypropionic Acid
60 Benzenesulfonic Acid
Benzoic Acid
Carbonic Acid
Cholic Acid
Citric Acid
65 (-)-D-Tartaric Acid
(+)-D-Camphoric Acid
(+)-D-Malic Acid

11

(+)-L-Malic Acid
 2,2-Dichloroacetic Acid
 DL-10-Camphorsulfonic Acid
 DL-Glutamic Acid
 DL-Malic Acid
 DL-Tartaric Acid
 Dodecylsulfuric Acid
 Ethanesulfonic Acid
 Ethylenediaminetetraacetic Acid
 Ethylsulfuric Acid
 Fumaric Acid
 Galactaric Acid
 Gallic Acid
 Gluconic Acid
 Glutaric Acid
 Glycolic Acid
 Hippuric Acid
 Hydriodic Acid
 Hydrobromic Acid
 Hydrochloric Acid
 (-)-L-Apple Acid
 (+)-L-Lactic Acid
 (+)-L-Tartaric Acid
 D,L-Lactic Acid
 Lactobionic Acid
 L-Aspartic Acid
 Lauric Acid
 L-Glutamic Acid
 Maleic Acid
 (-)-L-Malic Acid
 Malonic Acid
 D,L-Mandelic Acid
 Methanesulfonic Acid
 Naphthalene-2-sulfonic acid
 n-Butyric Acid
 n-Decanoic Acid
 n-Hexanoic Acid
 Nitric acid
 n-Tetradecanoic Acid
 Octanoic Acid
 Oleic Acid
 Orotic Acid
 Orthoboric Acid
 Oxalic Acid
 4-Acetamidobenzoic Acid
 Palmitic Acid
 Pamoic Acid
 Phosphoric Acid
 Picric Acid
 Pivalic Acid
 Propionic Acid
 p-Toluenesulfonic Acid
 Pyrophosphoric Acid
 Salicylic Acid
 Stearic Acid
 Succinic Acid
 Sulfosalicylic Acid
 Sulfuric Acid
 Terephthalic Acid
 Thiocyanic Acid
 Valeric Acid
 Valproic Acid

Typically, suitable guests will have complementary ability to noncovalently bond to the active agent or its salt, for example the ability to form hydrogen bonds with the active agent or its salt. Suitable guests for active agents having negative counterions include, but are not limited to, com-

12

pounds having alcohol, ketone, ester, and/or carboxylic acid functionalities. Suitable guests may include organic acids, organic bases, organic salts, alcohols, aldehydes, amino acids, sugars, ionic inorganic compounds, aliphatic esters and ketones, and aromatic esters and ketones.

Among the presently preferred neutral guests are those which are not liquids at room temperature. Also among the presently preferred neutral guests are carboxylic acids having at least three carbon atoms, alternatively at least four carbon atoms, and which do not form solvates. For example, if the following acids were combined with active agents, the combination would more properly be considered a solvate than a cocrystal: acetic acid, propionic acid, and butyric acid. However, in certain embodiments of the present invention (for example, in certain cocrystals, cocrystallization methods, and screening methods), the use of solvents and solvates may still be desirable, and the use of solvents and solvates is not excluded from the scope of any cocrystal or method except where explicitly stated.

20 Detection of Cocrystals

Cocrystals may be detected by x-ray diffraction analysis or other suitable techniques. The observation of physical properties of a solid (particularly its melting point) which differ from the physical properties of the starting materials and the polymorphs and/or solvates and/or hydrates of the starting materials, is an indicator that a cocrystal has been formed.

A method of crystal engineering is described. An active pharmaceutical ingredient such as fluoxetine hydrochloride is recognized as possessing a strong hydrogen bond acceptor. The API is screened against a library of strong hydrogen bond donors or other possible guest compounds. Such a library is selected and ordered based upon nontoxicity, physical property, and the availability and geometric arrangement of hydrogen bond donors that are complementary to the API.

The results from a cocrystal screen of fluoxetine hydrochloride demonstrate a new class of cocrystal that is broadly applicable to a wide variety of hydrochloride salts of APIs. This new approach is a general method that allows creation of cocrystals starting with the hydrochloride salt of the API. Starting with the hydrochloride retains the advantages of the salt, yet one is still able to use the cocrystal method to alter the physical properties of the resulting solid by adding guest molecules.

45 EXAMPLE 1

Cocrystallization of Fluoxetine HCl and Benzoic Acid

50 Cocrystals of fluoxetine HCl: benzoic acid were formed using the following procedures. In one preparation, a 505 mg sample of fluoxetine HCl and 178 mg of benzoic acid were dissolved with heating in 5 mL of acetonitrile. The solution was allowed to crystallize in a small crystallization dish. Well-formed crystalline material formed within 7 minutes. This material was isolated on filter paper and dried in the air to yield 546 (80%) of fluoxetine HCl:benzoic acid (1:1) cocrystal.

60 In another preparation, a 5.00 g sample of fluoxetine HCl and 1.76 g of benzoic acid were dissolved in 50 mL of acetonitrile with heating. The solution was allowed to crystallize in a large evaporating dish. The resulting solid was isolated on filter paper and dried in the air to yield 5.40 g (92%) of fluoxetine HCl:benzoic acid (1:1) cocrystal.

The cocrystal had a relatively slow dissolution rate and lower water solubility. The measured melting point was 134°

13

C. +/-2° C. for the cocrystal. The cocrystal is expected to have a good toxicology profile, since benzoic acid is known to be safe and appears on the GRAS list from the U.S. Food and Drug Administration.

The resulting cocrystal is a ternary system comprising the protonated API base, the chloride ion, and the neutral guest molecule.

The present inventor believes there are no known solvates or hydrates of fluoxetine hydrochloride. Thus, the formation of a cocrystal of fluoxetine hydrochloride constitutes a surprising achievement and provides a unique composition.

EXAMPLE 2

Cocrystallization of Fluoxetine HCl and Succinic Acid

Cocrystals of fluoxetine HCl and succinic acid were prepared as follows. In one preparation, a 458 mg sample of fluoxetine HCl was dissolved in 8 mL of acetonitrile by heating the solution gently. A 78 mg sample of succinic acid was added to the warm solution and dissolved. The solution was allowed to evaporate rapidly in a crystallization dish. Well-formed crystals as blocks formed as the solvent evaporated over 8 minutes. The product was collected on filter paper and dried to yield 401 mg of fluoxetine HCl:succinic acid (2:1) cocrystal (75% yield).

In another preparation, a 5.00 g sample of fluoxetine HCl and 0.85 g of succinic acid were dissolved in acetonitrile with heating. The solution was allowed to crystallize in an open evaporating dish over a 15 minute period. The solid material was isolated on filter paper and dried to yield 5.40 g (92% yield) of fluoxetine HCl:succinic acid (2:1) cocrystal.

The measured melting points were 158° C. for fluoxetine HCl, 184° C. for succinic acid, and 137° C. for the cocrystal. The cocrystal is expected to have a good toxicology profile, since succinic acid is known to be safe and appears on the Generally Recognized As Safe ("GRAS") list from the U.S. Food and Drug Administration.

EXAMPLE 3

Cocrystallization of Nabumetone and 2,3-naphthalenediol

As a demonstrative example, a cocrystal comprising a neutral API is described in this example. Cocrystals of nabumetone (a neutral API) and 2,3-naphthalenediol were prepared as follows. A 4.01 g sample of 2,3-naphthalenediol and 5.7 g of nabumetone were dissolved in 50 mL of nitromethane with heating. A solid was formed as the solution cooled and was allowed to stand overnight. The solid was filtered from the remaining solvent and dried in the air to yield 6.61 g (68%) of nabumetone:2,3-naphthalenediol (1:1) cocrystal.

The resulting cocrystal had a 1:1 molar ratio of nabumetone to 2,3-naphthalenediol. The measured melting points were 80° C. for nabumetone, 162° C. for 2,3-naphthalenediol, and 98° C. for the cocrystal. The cocrystal is expected to have a relatively poor toxicology profile. However, this example demonstrates one basis for the selection of guest molecules: molecular structural similarities. In this case the molecular recognition of the naphthalene moieties of the API and the guest contribute to the stability of the cocrystal. In addition, the stronger alcohol to ketone hydrogen bonds formed by the cocrystal contribute to the stability of the cocrystal. The only hydrogen bond donors available in the API crystal structure are weak C—H groups. The stronger

14

hydrogen bond donors on the guest molecule are able to form stronger intermolecular interaction between the API and guest, compared to the interactions between molecules of the API.

EXAMPLE 4

Crystal Structure Analysis of fluoxetine HCl:benzoic Acid Cocrystal (1:1)

A suitable cocrystal of fluoxetine HCl:benzoic acid (1:1) was coated with Paratone N oil, suspended in a small fiber loop and placed in a cooled nitrogen gas stream at 100 K on a Bruker D8 SMART APEX CCD sealed tube diffractometer with graphite monochromated MoK α (0.71073Å) radiation. Data were measured using a series of combinations of phi and omega scans with 10 second frame exposures and 0.3° frame widths. Data collection, indexing and initial cell refinements were all carried out using SMART software (SMART Version 5.624, 2000, Bruker AXS, Inc., Analytical X-ray Systems, 5465 East Cheryl Parkway, Madison Wis. 53711-5373). Frame integration and final cell refinements were done using SAINT software (SAINT Version 6.02, 2000, Bruker AXS, Inc., Analytical X-ray Systems, 5465 East Cheryl Parkway, Madison Wis. 53711-5373). The final cell parameters were determined from least-squares refinement on 5435 reflections. The SADABS program was used to carry out absorption corrections (SADABS Version 2.03, 2001, George Sheldrick, University of Göttingen).

The structure was solved using Direct methods and difference Fourier techniques (SHELXTL V5.10, 2000, Bruker AXS, Inc., Analytical X-ray Systems, 5465 East Cheryl Parkway, Madison Wis. 53711-5373). Hydrogen atoms were placed their expected chemical positions using the HFIX command and were included in the final cycles of least squares with isotropic U $_{ij}$'s related to the atom's ridden upon. The C—H distances were fixed at 0.93 Å (aromatic and amide), 0.98 Å (methine), 0.97 Å (methylene), or 0.96 Å (methyl). All non-hydrogen atoms were refined anisotropically. Scattering factors and anomalous dispersion corrections are taken from A. J. C. Wilson (ed),

International Tables for X-ray Crystallography, Volume C. Kynoch, Academic Publishers, Dordrecht, 1992, Tables 6.1.1.4 (pp. 500-502) and 4.2.6.8 (pp. 219-222) the International Tables for X-ray Crystallography. Structure solution, refinement, graphics and generation of publication materials were performed by using SHELXTL, V5.10 software. Additional details of data collection and structure refinement are given in Table 4 which follows.

EXAMPLE 5

Crystal Structure Analysis of fluoxetine HCl:succinic Acid Cocrystal (2:1)

A suitable cocrystal of fluoxetine HCl-succinic acid (2:1) was coated with Paratone N oil, suspended in a small fiber loop and placed in a cooled nitrogen gas stream at 100 K on a Bruker D8 SMART APEX CCD sealed tube diffractometer with graphite monochromated MoK α (0.71073Å) radiation. Data were measured using a series of combinations of phi and omega scans with 10 second frame exposures and 0.3° frame widths. Data collection, indexing and initial cell refinements were all carried out using SMART software (SMART Version 5.624, 2000, Bruker AXS, Inc., Analytical X-ray Systems, 5465 East Cheryl Parkway, Madison Wis. 53711-5373).

15

Frame integration and final cell refinements were done using SAINT software (SAINT Version 6.02, 2000, Bruker AXS, Inc., Analytical X-ray Systems, 5465 East Cheryl Parkway, Madison Wis. 53711-5373). The final cell parameters were determined from least-squares refinement on 5435 reflections. The SADABS program was used to carry out absorption corrections (SADABS Version 2.03, 2001, George Sheldrick, University of Göttingen).

The structure was solved using Direct methods and difference Fourier techniques (SHELXTL V5.10, 2000, Bruker AXS, Inc., Analytical X-ray Systems, 5465 East Cheryl Parkway, Madison Wis. 53711-5373). Hydrogen atoms were placed their expected chemical positions using the HFIX command and were included in the final cycles of least squares with isotropic U_{ij} 's related to the atom's ridded upon. The C—H distances were fixed at 0.93 Å (aromatic and amide), 0.98 Å (methine), 0.97 Å (methylene), or 0.96 Å (methyl). All non-hydrogen atoms were refined anisotropically. Scattering factors and anomalous dispersion corrections are taken from A. J. C. Wilson (ed), *International Tables for X-ray Crystallography*, Volume C. Kynoch, Academic Publishers, Dordrecht, 1992, Tables 6.1.1.4 (pp. 500-502) and 4.2.6.8 (pp. 219-222). Structure solution, refinement, graphics and generation of publication materials were performed by using SHELXTL, V5.10 software. Additional details of data collection and structure refinement are given in Table 5 which follows.

EXAMPLE 6

Crystal Structure Analysis of Nabumetone:
2,3-naphthalenediol Cocrystal (1:1)

A suitable cocrystal of nabumetone:2,3-naphthalenediol (1:1) was coated with Paratone N oil, suspended in a small fiber loop and placed in a cooled nitrogen gas stream at 100 K on a Bruker D8 SMART 1000 CCD sealed tube diffractometer with graphite monochromated $\text{CuK}\alpha$ (1.54178 Å) radiation. Data were measured using a series of combinations of phi and omega scans with 10 second frame exposures and 0.3° frame widths. Data collection, indexing and initial cell refinements were all carried out using SMART software (SMART Version 5.55, 2000, Bruker AXS, Inc., Analytical X-ray Systems, 5465 East Cheryl Parkway, Madison Wis. 53711-5373). Frame integration and final cell refinements were done using SAINT software (SAINT Version 6.02, 1999, Bruker AXS, Inc., Analytical X-ray Systems, 5465 East Cheryl Parkway, Madison Wis. 53711-5373). The final cell parameters were determined from least-squares refinement on 2869 reflections.

The structure was solved using Direct methods and difference Fourier techniques (SHELXTL V5.10, 1997, Bruker AXS, Inc., Analytical X-ray Systems, 5465 East Cheryl Parkway, Madison Wis. 53711-5373). Hydrogen atoms were placed their expected chemical positions using the HFIX command and were included in the final cycle's of least squares with isotropic U_{ij} 's related to the atom's ridded upon. The C—H distances were fixed at 0.93 Å (aromatic and amide), 0.98 Å (methine), 0.97 Å (methylene), or 0.96 Å (methyl). All non-hydrogen atoms were refined anisotropically. Scattering factors and anomalous dispersion corrections are taken from A. J. C. Wilson (ed), *International Tables for X-ray Crystallography*, Volume C. Kynoch, Academic Publishers, Dordrecht, 1992, Tables 6.1.1.4 (pp. 500-502) and 4.2.6.8 (pp. 219-222). Structure solution, refinement, graphics and generation of publication materials were per-

16

formed by using SHELXTL, V5.10 software. Additional details of data collection and structure refinement are given in Table 6 which follows.

EXAMPLE 7

Cocrystals of Active Agent Salts and Guests

The experiments of Examples 1 and 2 are repeated, using conditions similar to those of those previous Examples, with each possible combination of the salts of active agents and guests identified earlier in this disclosure. Cocrystals are formed which have utility according to the known activity of the active agent.

EXAMPLE 8

Cocrystals of Active Agents and Guest Salts

The experiments of Example 3 are repeated, using conditions similar to those of those previous Examples, with each possible combination of the neutral or zwitterionic active agents and guest salts identified earlier in this disclosure. Cocrystals are formed which have utility according to the known activity of the active agent.

EXAMPLE 9

Cocrystallization of Fluoxetine HCl and Fumaric Acid

Cocrystals of fluoxetine HCl and succinic acid were prepared as follows. A 6.00 g sample of fluoxetine HCl and 1.01 g of fumaric acid were dissolved in 20 mL of ethanol with heating. The solution was filtered through a 0.2 μm nylon filter, concentrated to a volume of 8 mL, and cooled in an ice bath for 6 hours. The solid material was isolated on filter paper and allowed to dry in the air to give 5.74 g (82% yield) of fluoxetine HCl:fumaric acid (2:1) cocrystal. The measured melting points were 158° C. for fluoxetine HCl, >300° C. (decomposes) for fumaric acid, and 164° C. for the cocrystal. The cocrystal is expected to have a good toxicology profile, since fumaric acid is known to be safe and appears on the Generally Recognized As Safe ("GRAS") list from the U.S. Food and Drug Administration.

EXAMPLE 10

Crystal Structure Analysis of fluoxetine HCl:fumaric Acid Cocrystal (2:1)

A suitable cocrystal of fluoxetine HCl and fumaric acid was coated with Paratone N oil, suspended in a small fiber loop and placed in a cooled nitrogen gas stream at 100 K on a Bruker D8 SMART 1000 CCD sealed tube diffractometer with graphite monochromated $\text{CuK}\alpha$ (1.54178 Å) radiation. Data were measured using a series of combinations of phi and omega scans with 10 second frame exposures and 0.3° frame widths. Data collection, indexing and initial cell refinements were all carried out using SMART software (SMART Version 5.55, 2000, Bruker AXS, Inc., Analytical X-ray Systems, 5465 East Cheryl Parkway, Madison Wis. 53711-5373). Frame integration and final cell refinements were done using SAINT software (SAINT Version 6.02, 1999, Bruker AXS, Inc., Analytical X-ray Systems, 5465 East Cheryl Parkway, Madison Wis. 53711-5373). The final cell parameters were determined from least-squares refinement on 5625 reflections.

The structure was solved using Direct methods and difference Fourier techniques (SHELXTL V5.10, 1997, Bruker AXS, Inc., Analytical X-ray Systems, 5465 East Cheryl Parkway, Madison Wis. 53711-5373). All the hydrogen atoms were located from difference Fouriers and included in the final cycles of least squares with isotropic U_{ij} 's. All non-hydrogen atoms were refined anisotropically. Scattering factors and anomalous dispersion corrections are taken from A. J. C. Wilson (ed), International Tables for X-ray Crystallography, Volume C. Kynoch, Academic Publishers, Dordrecht, 1992, Tables 6.1.1.4 (pp. 500-502) and 4.2.6.8 (pp. 219-222). Structure solution, refinement, graphics and generation of publication materials were performed by using SHELXTL, V5.10 software. Additional details of data collection and structure refinement are given in Table G which follows.

All patents, test procedures, and other documents cited herein, including priority documents, are fully incorporated by reference to the extent such disclosure is not inconsistent with this invention and for all jurisdictions in which such incorporation is permitted.

While the present invention has been described and illustrated by reference to particular embodiments, it will be appreciated by those of ordinary skill in the art that the invention lends itself to many different variations not illustrated herein. For these reasons, then, reference should be made solely to the appended claims for purposes of determining the true scope of the present invention.

Although the appendant claims have single dependencies in accordance with U.S. patent practice, each of the features in any of the appendant claims can be combined with each of the features of other appendant claims or the main claim.

TABLE 1

10-camphorsulfonic acid	35
10-undecylenic acid	
1-hydroxy-2-naphthoic acid	
2,4-dihydroxybenzoic acid	
2,5-dihydroxybenzoic acid	
2-aminopropionic acid	
2-ethylbutyric acid	40
2-furancarboxylic acid	
2-mercaptopbenzoic acid	
3-methylbutanoic acid	
3-phenylpropionic acid	
4-aminobenzoic acid	
4-aminosalicylic acid	
4-hydroxybenzoic acid	45
adipic acid	
alginic acid	
anisic acid	
arginine	
ascorbic acid	
asparagine	50
aspartic acid	
aspirin	
benzenesulfonic acid	
benzoic acid	
4-acetamidobenzoic acid	
beta-alanine	55
camphoric acid	
camphorsulfonic acid	
carbonic acid	
cholic acid	
cinnamic acid	
citric acid	60
cyclamic acid	
cyclohexanecarboxylic acid	
cyclohexylacetic acid	
cysteine	
diphenylacetic acid	
dodecylsulfonic acid	
ethane-1,2-disulfonic acid	65
ethanesulfonic acid	

TABLE 1-continued

ethanesulfonic acid, 2-hydroxy
ethylenediaminetetraacetic acid
ethylsulfuric acid
fumaric acid
galactaric acid
gallic acid
gentisic acid
glucoheptonic acid
gluconic acid
glutamic Acid
glutamine
glutaric acid
glutaric acid, 2-oxo-
glycine
glycolic acid
hippuric acid
histidine
hydroxyproline
isoleucine
lactobionic acid
lauric acid
leucine
levulinic acid
lysine
maleic acid
malic acid
malonic acid
mandelic acid
m-methoxybenzoic acid
naphthalene-1,5-disulfonic acid
naphthalene-2-sulfonic acid
n-decanoic acid
niacin
nicotinic acid
n-tetradecanoic acid
oleic acid
o-methylbenzoic acid
orotic acid
orthoboric acid
o-toluic acid
p-acetamidobenzoic acid
palmitic acid
pamoic acid
phenoxyacetic acid
phenylacetic acid
phenylalanine
picric acid
pivalic acid
proline
p-toluenesulfonic acid
pyroglutamic acid
pyruvic acid
salicylic acid
sebacic acid
serine
sorbic acid
stearic acid
succinic acid
sulfosalicylic acid
tartaric acid
terephthalic acid
thiocyanic acid
threonine
tiglic acid
tryptophan
tyrosine
valeric acid
valine

TABLE 2

Name	CAS #
Potassium bicarbonate	298-14-6
Potassium carbonate	584-08-7
Potassium chloride	7447-40-7

TABLE 2-continued

Name	CAS #	
Potassium hydroxide	1310-58-3	5
Potassium metabisulfite	16731-55-8	
Potassium nitrate	7757-79-1	
Potassium nitrite	7758-09-0	
Potassium permanganate	7722-64-7	
Potassium persulfate	7727-21-1	
Potassium phosphate, dibasic	2139900	10
Potassium Phosphate Monobasic	7778-77-0	
potassium phosphate, tribasic, n-hydrate	7778-53-2	
Potassium sulfate	7778-80-5	
Sodium bicarbonate	144-55-8	
Sodium bisulfite	7631-90-5	15
Sodium borohydride	16940-66-2	
Sodium carbonate	497-19-8	
Sodium Carbonate Monohydrate	1486118	
Sodium chloride	7647-14-5	
Sodium dithionite	7775-14-6	
Sodium fluoride	7681-49-4	20
Sodium hexametaphosphate	10124-56-8	
Sodium hydroxide	1310-73-2	
Sodium hypochlorite	7681-52-9	
Sodium Metabisulfite	7681-57-4	
Disodium metasilicate	6834-92-0	
sodium monophosphate	7681-53-0	25
Sodium nitrate	7631-99-4	
Sodium nitrite	7632-00-0	
sodium hydrogen phosphate	7558-79-4	
Sodium Phosphate Monobasic	7558-80-7	
Sodium Pyrophosphate	7722-88-5	
Sodium silicate	1344-09-8	
Sodium Sulfate Decahydrate	7727-73-3	30
Sodium sulfite	7757-83-7	
Sodium Thiosulfate Pentahydrate	10102-17-7	
Calcium acetate	5743-26-0	
Calcium Carbonate	471-34-1	
Calcium Chloride Dihydrate	10035-04-8	35
Calcium gluconate	299-28-5	
Calcium hydroxide	1305-62-0	
Calcium oxide	1305-78-8	
Calcium phosphate, dibasic	7757-93-9	
Calcium Phosphate Monobasic	7758-23-8	
Calcium sulfate	7778-18-9	40
Magnesium hydroxide	1309-42-8	
Magnesium Sulfate Heptahydrate	10034-99-8	
Aluminum	7429-90-5	
Aluminum ammonium sulfate	7784-26-1	
Aluminum chloride	7446-70-0	
Aluminum hydroxide	21645-51-2	45
Aluminum potassium sulfate, dodecahydrate	7784-24-9	
Orthoboric acid	10043-35-3	
formaldehyde	50-00-0	
DL-Isoleucine	443-79-8	
(2S,7S)-(-)-Cystine	56-89-3	
DL-Alanine	302-72-7	50
beta-Alanine	107-95-9	
(S)-(+)-Arginine	74-79-3	
(S)-(-)-Cysteine	52-90-4	
DL-Glutamic acid	617-65-2	
Glycine	56-40-6	
(S)-(-)-Histidine	71-00-1	55
(S)-(+)-Lysine	56-87-1	
DL-Methionine	59-51-8	
DL-Phenylalanine	150-30-1	
(S)-(-)-Phenylalanine	63-91-2	
D-(+)-Proline	344-25-2	
(S)-(-)-Tryptophan	73-22-3	60
(S)-(-)-Tyrosine	60-18-4	
Carvone	99-49-0	
Citral	5392-40-5	
Ethyl butyrate	105-54-4	
Isobutyl propionate	540-42-1	
Methyl butyrate	623-42-7	
n-Propyl acetate	109-60-4	65
Isobutyl formate	542-55-2	

TABLE 2-continued

Name	CAS #
Benzyl acetate	140-11-4
6-Methyl-5-hepten-2-one	110-93-0
Butyl acetate	123-86-4
Ethyl acetoacetate	141-97-9
Isopentyl Acetate	123-92-2
Cinnamaldehyde	104-55-2
Methyl benzoate	93-58-3
Butyl sulfide	544-40-1
Ethyl benzoate	93-89-0
2,4-Hexadienoic acid, potassium salt, (E,E)- Potassium bitartrate	24634-61-5 868-14-4
Lauric acid	143-07-7
Benzyl benzoate	120-51-4
Picric acid	88-89-1
Benzoyl peroxide	94-36-0
Palmitic acid	57-10-3
Dibutyl phthalate	84-74-2
Stearic acid	57-11-4
Succinic anhydride	108-30-5
Diethylenetriamine	111-40-0
Diethanolamine	111-42-2
Benzaldehyde	100-52-7
Phenethylamine	64-04-0
Salicylaldehyde	90-02-8
Sodium benzoate	532-32-1
Cinnamic acid	621-82-9
Triethanolamine	102-71-6
L-(+)-Tartaric Acid	87-69-4
Eugenol	97-53-0
D-mannitol	69-65-8
Butyl paraben	94-26-8
Benzoin	119-53-9
Diethyl phthalate	84-66-2
Oleic acid	112-80-1
Sodium lactate	72-17-3
Indole	120-72-9
ethyl lactate	97-64-3
quinoline	91-22-5
Thymol	89-83-8
Methyl anthranilate	134-20-3
Methyl salicylate	119-36-8
Diethyl malonate	105-53-3
Citric acid	77-92-9
Sodium dodecyl sulfate	151-21-3
Morpholine	110-91-8
Furfural	98-01-1
Niacin	59-67-6
Choline chloride	67-48-1
L-Menthol	2216-51-5
Meso-inositol	87-89-8
ethylenediaminetetraacetic acid	60-00-4
EDTA, calcium derivative, disodium salt	62-33-9
Calcium pantothenate	137-08-6
Riboflavin	83-88-5
Zinc carbonate	3486-35-9
Amyl alcohol	71-41-0
Mineral oil	8012-95-1
Triton(R) X-100	9002-93-1
Acetaldehyde	75-07-0
Acetic Acid	64-19-7
Acetone	67-64-1
Acetophenone	98-86-2
4-Aminobenzoic acid	150-13-0
Anisole	100-66-3
Vitamin C	50-81-7
Benzoic Acid	65-85-0
Biphenyl	92-52-4
2-Methyl-1-propanol	78-83-1
n-Butanol	71-36-3
n-Butylamine	109-73-9
ethyl acetate	141-78-6
Caffeine	58-08-2
Chloroacetic Acid	79-11-8
Dichloroacetic Acid	79-43-6

TABLE 2-continued

Name	CAS #
Diethylamine	109-89-7
Ethanol Amine	141-43-5
n-Butyric Acid	107-92-6
Ethylenediamine	107-15-3
Formic acid	64-18-6
n-Hexanol	111-27-3
Methanol	67-56-1
Methyl Acetate	79-20-9
Methyl 4-hydroxybenzoate	99-76-3
m-Cresol	108-39-4
p-Cresol	106-44-5
Phenol	108-95-2
n-Propanol	71-23-8
Propionic Acid	79-09-4
Salicylic acid	69-72-7
Sucrose	57-50-1
Vanillin	121-33-5
Vitamin E	59-02-9
Potassium citrate, monohydrate	1534146
p-toluenesulfonic acid monohydrate	6192-52-5
D-(+)-Maltose	69-79-4
Tetrasodium ethylenediaminetetraacetate	64-02-8
Saccharin sodium	128-44-9
Sodium Acetate Trihydrate	6131-90-4
Quinine sulfate, dihydrate	6119-70-6
Sulfosalicylic acid, dihydrate	5965-83-3
L-(+)-Arginine monohydrochloride	1119-34-2
Procaine hydrochloride	51-05-8
Pyridoxine Hydrochloride	58-56-0
Thiamine hydrochloride	67-03-8
Propionaldehyde	123-38-6
Urea	57-13-6
2-Propanol	67-63-0
Pyrrole	109-97-7
Sodium formate	141-53-7
Pyrrolidine	123-75-1
Methyl ethyl ketone	78-93-3
Ethyl formate	109-94-4
Propylene glycol	57-55-6
Thiourea	62-56-6
Ammonium acetate	631-61-8
Benzene	71-43-2
Sodium acetate	127-09-3
Cyclopentanone	120-92-3
Cyclohexane	110-82-7
piperidine	110-89-4
2-Pentanone	107-87-9
hexane	110-54-3
Isoamyl Alcohol	123-51-3
Lactic acid	50-21-5
2-Ethoxyethanol	110-80-5
Propionic acid, sodium salt	137-40-6
Potassium acetate	127-08-2
cyclohexyl amine	108-91-8
methyl methacrylate	80-62-6
methyl isobutyl ketone	108-10-1
Acetic anhydride	108-24-7
Isopropyl Acetate	108-21-4
2,2'-Oxybisethanol	111-46-6
Benzyl alcohol	100-51-6
Resorcinol	108-46-3
2-Butoxy ethanol	111-76-2
Cumene	98-82-8
2-Amino-2-(hydroxymethyl)-1,3-propanediol	77-86-1
Phenethyl alcohol	60-12-8
2-Ethyl-1-hexanol	104-76-7
2-Octanol	123-96-6
2-(2-Ethoxyethoxy) ethanol	111-90-0
2,6-Dimethyl-4-heptanone	108-83-8
Benzophenone	119-61-9
D-(-)-Fructose	57-48-7
D-Glucose	50-99-7
D-Ribose	50-69-1

TABLE 2-continued

Name	CAS #
D-(+)-Xylose	58-86-6
Pectin sugar	5328-37-0
D-(+)-Lactose	63-42-3
Camphene	79-92-5
Isoquinoline	119-65-3
2,4-Dimethylphenol	105-67-9
2,5-Dimethylphenol	95-87-4
2,6-Dimethylphenol	576-26-1
Methanesulfonic Acid	75-75-2
o-Methoxybenzoic Acid	579-75-9
Saccharin	81-07-2
Thiazole	288-47-1
Trifluoromethanesulfonic Acid	1493-13-6
Trimethylamine	75-50-3
Coumarin	91-64-5
Dimethylamine	124-40-3
Ethyl Alcohol	64-17-5
Butyl benzyl phthalate	85-68-7
2,6-dimethylpyrazine	108-50-9
taurocholic acid	81-24-3
geraniol	106-24-1
linalool	78-70-6
ethyl isovalerate	108-64-5
ethyl 2-methylbutyrate	7452-79-1
1-octen-3-ol	3391-86-4
ethyl 2-trans-4-cis-decadienoate	3025-30-7
Dihydromyrcenol	18479-58-8
citronellal	106-23-0
linalyl acetate	115-95-7
8-mercapto-p-menthan-3-one	38462-22-5
Ammonium citrate	3012-65-5
Ammonium bicarbonate	1066-33-7
Ammonium chloride	12125-02-9
Ammonium hydroxide	1336-21-6
Ammonium persulfate	7727-54-0
Ammonium phosphate, dibasic	7783-28-0
Ammonium Phosphate Monobasic	7722-76-1
Ammonium sulfate	7783-20-2
Ammonium sulfide	12135-76-1
Hydrazine	302-01-2
Nitric acid	7697-37-2
phosphoric acid	7664-38-2
Phosphorus oxychloride	10025-87-3
Hydriodic acid	10034-85-2
Hydrobromic acid	10035-10-6
Hydrochloric acid	7647-01-0
hydrogen peroxide	7722-84-1
Periodic Acid	10450-60-9
Sulfamic acid	5329-14-6
Sulfuric acid	7664-93-9
Sulfurous acid	7782-99-2
Dexpanthenol	81-13-0
4-oxoisophorone	1125-21-9
Copper (II) sulfate	7758-98-7
ferric chloride	7705-08-0
Ferric oxide	1309-37-1
ferric sulfate	10028-22-5
Iron (II) Sulfate Heptahydrate	7782-63-0
Iron	7439-89-6
Manganese (II) Sulfate Monohydrate	10034-96-5
Nickel	7440-02-0
Titanium dioxide	13463-67-7
Zinc chloride	7646-85-7
Zinc oxide	1314-13-2
1,1'-Azobisformamide	123-77-3
1,3-Butanediol	107-88-0
1-Methylnaphthalene	90-12-0
2,6-Di-tert-Butyl-p-Cresol	128-37-0
2,6-Dimethylpyridine	108-48-5
Disodium cyanodithioimidocarbonate	138-93-2
3-Methyl-2-Cyclopentene-2-ol-one	80-71-7
6-Methylcoumarin	92-48-8
acetoin	513-86-0
alpha-Phellandrene	99-83-2

TABLE 2-continued

Name	CAS #	
alpha-Terpinene	99-86-5	5
Benzenesulfonic Acid	98-11-3	
Benzothiazole	95-16-9	
borates, tetrasodium salts	1330-43-4	
Butyl butyrate	109-21-7	
Butyl Mercaptan	109-79-5	
Butyraldehyde	123-72-8	10
Capsaicin	404-86-4	
Chloromethyl Methyl Ether	107-30-2	
Cymene	99-87-6	
Diallyl Disulfide	2179-57-9	
Diethylaminoethanol	100-37-8	
dimethyldisulfide	624-92-0	15
Dimethyl Succinate	106-65-0	
Dimethyl Sulfate	77-78-1	
Dimethyl Sulfide	75-18-3	
Dipropyl Disulfide	629-19-6	
Dipropyl Ketone	123-19-3	
Ethyl Acrylate	140-88-5	20
Ethyl Butyl Ketone	106-35-4	
Ethyl Propionate	105-37-3	
Furfuryl Alcohol	98-00-0	
gamma-Butyrolactone	96-48-0	
Glutaraldehyde	111-30-8	
glycerin	56-81-5	
Glycolic Acid	79-14-1	25
Isobutyl Acetate	110-19-0	
Isobutyl Isobutyrate	97-85-8	
Isobutyraldehyde	78-84-2	
Isoheptanol	543-49-7	
Isophorone	78-59-1	
Isopropyl Mercaptan	75-33-2	30
Methyl isobutenyl ketone	141-79-7	
Methyl n-amyl ketone	110-43-0	
methyl acrylate	96-33-3	
Methyl Isobutyrate	547-63-7	
Methyl Mercaptan	74-93-1	
N,N-Dimethylethanolamine	108-01-0	35
n-Butyl Lactate	138-22-7	
n-Hexyl Acetate	142-92-7	
n-Valeraldehyde	110-62-3	
Nitrous Oxide	10024-97-2	
p-Anisaldehyde	123-11-5	
2-Methylcyclohexanone	583-60-8	40
Octanoic Acid	124-07-2	
Oxalic Acid	144-62-7	
Phenyl ether	101-84-8	
Phenylmercaptan	108-98-5	
Propargyl Alcohol	107-19-7	
Propyl paraben	94-13-3	
sec-Butyl Alcohol	78-92-2	45
Sodium Gluconate	527-07-1	
Sodium Tripolyphosphate	7758-29-4	
Tetrahydro-2-furanmethanol	97-99-4	
Valeric Acid	109-52-4	
3,4-xylenol	95-65-8	
3-hexanol	623-37-0	50
3-methyl-1-pentanol	589-35-5	
1,1-diethoxyethane	105-57-7	
Aluminum Sulfate	10043-01-3	
ammonium sulfite	10196-04-0	
amyl butyrate	540-18-1	
borneol	507-70-0	55
butyl formate	592-84-7	
calcium peroxide	1305-79-9	
n-Hexanoic Acid	142-62-1	
cyclohexyl acetate	622-45-7	
diacetyl	431-03-8	
dimethyl carbonate	616-38-6	60
ethyl butyraldehyde	97-96-1	
Ethyl crotonate	623-70-1	
ethyl isobutyrate	97-62-1	
ethyl nitrite	109-95-5	
fumaric acid	110-17-8	
hexaldehyde	66-25-1	
isobutyric acid	79-31-2	65
methyl isovalerate	556-24-1	

TABLE 2-continued

Name	CAS #
methyl propionate	554-12-1
methyl valeraldehyde	123-15-9
nitrosyl chloride	2696-92-6
octafluorocyclobutane	115-25-3
peroxyacetic acid	79-21-0
propyl formate	110-74-7
propyl mercaptan	107-03-9
Sodium aluminate	1302-42-7
sodium chlorite	7758-19-2
Terephthalic Acid	100-21-0
allyl isothiocyanate	57-06-7
Vitamin B1	59-43-8
Valproic acid	99-66-1
Ethoxyquin	91-53-2
n-Amyl Ethyl Ketone	106-68-3
Nabam	142-59-6
Sodium sulfide	1313-82-2
Thiocyanic acid	463-56-9
2-Methyl-5-(1-methylethenyl)- 2-cyclohexene-1-one	2244-16-8
4-(2,6,6-Trimethyl-2- cyclohexen-1-yl)-3-buten-2-one	127-41-3
4-(2,6,6-trimethyl-1- cyclohexen-1-yl)-3-buten-2-one	14901-07-6
Isoamyl propionate	105-68-0
3-Methylbutanoic acid	503-74-2
L-Menthone	14073-97-3
4-Ethylphenol	123-07-9
o-cresol	95-48-7
dimethyl-Carbamodithioic acid, sodium salt	128-04-1
Anethole	104-46-1
Dimethyl terephthalate	120-61-6
propyl gallate	121-79-9
L-Ascorbic Acid Sodium Salt	134-03-2
4-Hexylresorcinol	136-77-6
Estragole	140-67-0
L-monosodium glutamate	142-47-2
Malonaldehyde, sodium salt	24382-04-5
Butylated hydroxyanisole	25013-16-5
allyl 3-methylbutyrate	2835-39-4
DL-monosodium glutamate	32221-81-1
3-Acetyl-6-methyl-2,4- pyrandione	520-45-6
L-Glutamic Acid	56-86-0
DL-alpha-tocopheryl acetate	58-95-7
D-limonene	5989-27-5
Calcium Acetate	62-54-4
Erythorbic Acid Monosodium Salt	6381-77-7
Ethyl methylphenylglycidate	77-83-8
2,4,6-Trinitro-1,3-dimethyl-5- tert-butylbenzene	81-15-2
Dimethoxane	828-00-2
3,5-Di-tert-butyl-4- hydroxybenzyl alcohol	88-26-6
6-Methylquinoline	91-62-3
alpha-Methylbenzyl alcohol	98-85-1
Nicotinamide	98-92-0
3,4-Dihydrocoumarin	119-84-6
Geranyl Acetate	105-87-3
Sodium(2-Ethylhexyl)Alcohol Sulfate	126-92-1
Cyclohexanol, 5-methyl-2-(1- methylethyl)-, (1alpha,2beta,5alpha)- (+)-Camphor	89-78-1 464-49-3
(1S)-(-)-alpha-Pinene	7785-26-4
1,3-Dihydroxy-5-methylbenzene	504-15-4
1,5-Naphthalenedisulfonic Acid Disodium Salt	1655-29-4
1-Hydroxy-2-naphthoic Acid	86-48-6
1-Penten-3-ol	616-25-1
1-Phenyl-1-propanol	93-54-9
10-Undecylenic Acid	112-38-9
2'-Hydroxyacetophenone	118-93-4
2,4-Dihydroxybenzoic Acid	89-86-1

TABLE 2-continued

Name	CAS #	
2-Acetylfuran	1192-62-7	5
2-Furancarboxylic Acid	88-14-2	
2-Isopropylphenol	88-69-7	
2-Ketoglutaric Acid	328-50-7	
2-Ketovaline	759-05-7	
2-n-Propylphenol	644-35-9	
2-Naphthalenethiol	91-60-1	10
2-Phenyl-1-propanol	1123-85-9	
3,3'-Thiodipropionic Acid	111-17-1	
3,5,5-Trimethylhexanal	5435-64-3	
3-Phenyl-1-propanol	122-97-4	
3-Phenylpropionic Acid	501-52-0	
4-Aminosalicyclic Acid	65-49-6	15
4-Ethoxyphenol	622-62-8	
4-Hydroxybenzoic Acid	99-96-7	
4-Phenyl-2-butanol	2344-70-9	
4-tert-Octylphenol	140-66-9	
Allyl Cinnamate	1866-31-5	
Allyl Mercaptan	870-23-5	20
alpha-L-Rhamnose	3615-41-6	
Alpha-Terpineol	98-55-5	
Anisic Acid	100-09-4	
Benzalacetone	122-57-6	
Benzaldehyde Dimethylacetal	1125-88-8	
Benzyl Ether	103-50-4	25
Benzyl Formate	104-57-4	
Benzyl Mercaptan	100-53-8	
Benzyl Salicylate	118-58-1	
Calcium Citrate	813-94-5	
Calcium Glycerophosphate	27214-00-2	
Calcium Hypophosphite	7789-79-9	
Calcium Iodate	7789-80-2	30
Propanoic acid, 2-hydroxy-, calcium salt (2:1)	814-80-2	
Calcium Phosphate Tribasic	7758-87-4	
Calcium Propionate	4075-81-4	
Calcium Pyrophosphate	7790-76-3	
Cholic Acid	81-25-4	35
Choline	123-41-1	
Choline Bitartrate	87-67-2	
trans-Cinnamic Aldehyde	14371-10-9	
Cinnamyl Alcohol	104-54-1	
Citronellol	106-22-9	
Copper(I)Iodide	7681-65-4	40
D-(+)-Glucono-1,5-lactone	90-80-2	
D-(-)-Tartaric Acid	147-71-7	
D-Isoascorbic Acid	89-65-6	
D-Tyrosine	556-02-5	
Sodium dehydroacetate	4418-26-2	
Deoxycholic Acid	83-44-3	45
Dibenzyl Ketone	102-04-5	
Diethyl L-(+)-Tartrate	87-91-2	
Diethyl Succinate	123-25-1	
Dimethylacetal	534-15-6	
DL-Cystine	923-32-0	
DL-Proline	609-36-9	50
DL-Tartaric Acid	133-37-9	
DL-Tyrosine	556-03-6	
DL-Valine	516-06-3	
Enanthoic Acid	111-14-8	
Erythorbic Acid Sodium Salt	7378-23-6	
Ethyl 2-Aminobenzoate	87-25-2	
Ethyl Cinnamate	103-36-6	55
Ethyl n-Valerate	539-82-2	
Ethyl Phenylacetate	101-97-3	
Ethyl Salicylate	118-61-6	
Ethyl Sulfide	352-93-2	
Ethyl Vanillin	121-32-4	
Ethylene Mercaptan	540-63-6	60
Farnesene	502-61-4	
Folic acid	59-30-3	
gamma-Nonanolactone	104-61-0	
gamma-Valerolactone	108-29-2	
Gluconic Acid	526-95-4	
Gluconic Acid Potassium Salt	299-27-4	
Glutaric Acid	110-94-1	65
Guanosine-5'-monophosphate,	1333479	

TABLE 2-continued

Name	CAS #
disodium salt	
Heliotropine	120-57-0
Hippuric Acid	495-69-2
Hydroquinone Dimethyl Ether	150-78-7
Inosine-5'-monophosphate	4691-65-0
Sodium Salt	
iso-Amyl Mercaptan	541-31-1
Isoamyl Salicylate	87-20-7
iso-Butyl n-Hexanoate	105-79-3
isovaleraldehyde	590-86-3
Isoamyl Benzoate	94-46-2
Isoamyl Formate	110-45-2
Isoamyl n-Butyrate	106-27-4
Isoamylamine	107-85-7
Isobutyl n-Butyrate	539-90-2
Isocaproic Acid	646-07-1
Isoeugenol	97-54-1
Isopropyl Benzoate	939-48-0
Isopropyl Formate	625-55-8
Isopropyl N-Butyrate	638-11-9
Isopropyl Propionate	637-78-5
isobutyl Mercaptan	513-44-0
L-(+)-Isoleucine	73-32-5
L-(-)-Apple Acid	97-67-6
L-2-Aminopropionic Acid	56-41-7
L-Aspartic acid	56-84-8
L-Carnitine	541-15-1
L-Cysteine Hydrochloride	52-89-1
L-Glutamic Acid Hydrochloride	138-15-8
L-Glutamine	56-85-9
L-Hydroxyproline	51-35-4
L-Proline	147-85-3
L-Serine	56-45-1
L-Threonine	72-19-5
L-Valine	72-18-4
N-Acetylglycine	543-24-8
n-Amyl Formate	638-49-3
n-Amyl n-Caproate	540-07-8
n-Butyl n-Caproate	626-82-4
n-Butyl Propionate	590-01-2
n-Butyl Salicylate	2052-14-4
n-Decanoic Acid	334-48-5
n-Hexyl Mercaptan	111-31-9
n-Propyl Benzoate	2315-68-6
n-Propyl Isobutyrate	644-49-5
n-Tetradecanoic Acid	544-63-8
Nitrilotriacetic Acid	5064-31-3
Trisodium Salt	
o-Toluenethiol	137-06-4
Orotic Acid	65-86-1
p-Acetamidobenzoic Acid	556-08-1
p-Anise Alcohol	105-13-5
Phenoxyacetic Acid	122-59-8
Phenyl Acetate	122-79-2
Piperine	94-62-2
Pivalic Acid	75-98-9
Potassium Benzoate	582-25-2
Potassium Diphosphate	7320-34-5
Potassium Hypophosphite	7782-87-8
Potassium Metaphosphate	7790-53-6
Potassium Sulfite	10117-38-1
Quinine Hydrochloride	130-89-2
sec-Amyl Alcohol	6032-29-7
Sodium D-Pantothenate	867-81-2
Di(2-ethylhexyl) sulfosuccinic acid, sodium salt	577-11-7
Sodium Sorbate	7757-81-5
Succinic acid, disodium salt	150-90-3
Sodium Taurocholate	145-42-6
Taurine	107-35-7
Thiamine Nitrate	532-43-4
Thioanisole	100-68-5
Tiglic Acid	80-59-1
Tri-n-butyryn	60-01-5
Triacetin	102-76-1
Trisodium Citrate	68-04-2
Veratraldehyde	120-14-9

TABLE 2-continued

Name	CAS #	
Veratrole	91-16-7	5
Vitamin P	520-26-3	
Vitamin U Chloride	582174	
L-methionine	63-68-3	
2-Chloro-1-propanol	78-89-7	
2-Ethylbutyric acid	88-09-5	
2-Methylbutyraldehyde	96-17-3	10
2-Methyl-5-ethylpyridine	104-90-5	
n-propyl butyrate	105-66-8	
Ethyl caprylate	106-32-1	
Propyl propionate	106-36-5	
2-Methylpyrazine	109-08-0	
3,3,5-Trimethyl-1-cyclohexanol	116-02-9	15
Ethyl caproate	123-66-0	
o-methoxybenzaldehyde	135-02-4	
2,4-Hexadienal	142-83-6	
3-Hexanone	589-38-8	
3-Methyl-2-butanol	598-75-4	
Methyl isopropenyl ketone	814-78-8	20
3-Methyl-2-butanethiol	2084-18-6	
3,5,5-Trimethylhexanol	3452-97-9	
Methylglyoxal	78-98-8	
Malonaldehyde	542-78-9	
1,4-Dithiane	505-29-3	
Amylcinnamaldehyde	122-40-7	
Benzyl cinnamate	103-41-3	25
tert-Butylhydroquinone	1948-33-0	
Fusidic Acid Sodium Salt	751-94-0	
Hydroxycitronellal	107-75-5	
Musk ketone	81-14-1	
L-Asparagine	70-47-3	
phenethyl acetate	103-45-7	30
Riboflavin-5-Phosphate	146-17-8	
Potassium Sodium Tartrate	304-59-6	
Galactaric acid	526-99-8	
Sodium Tartrate	868-18-8	
trisodium phosphate	7601-54-9	
Disodium Pytophosphate	7758-16-9	35
Magnesium chloride	7786-30-3	
Sodium Polymethacrylate	54193-36-1	
propiophenone	93-55-0	
2-ethylhexanoic acid	149-57-5	
3,7,7-trimethyl bicyclohep-3-ene	13466-78-9	
2,6-dimethyl-4-heptanol	108-82-7	40
5-isopropyl-2-methyl-phenol	499-75-2	
L-Bornyl acetate	5655-61-8	
caryophyllene	87-44-5	
hydroxymethylpyrone	118-71-8	
neosperidin dihydrochalcone	20702-77-6	
2,2-Dibromo-3-nitrilopropionamide	10222-01-2	45
Xylitol	87-99-0	
Sulfosalicylic acid	97-05-2	
Riboflavin 5'-(dihydrogen phosphate), monosodium salt	130-40-5	
Ethylenediaminetetraacetic acid, disodium salt	139-33-3	50
Gallic acid	149-91-7	
Carbonic acid	463-79-6	
Potassium carbonate, sesquihydrate	6381-79-9	
Magnesium phosphate tribasic	7757-87-1	55
diallyl sulfide	592-88-1	
ethyl 4-oxopentanoate	539-88-8	
methyl caproate	106-70-7	
isopropyl isobutyrate	617-50-5	
diethyl hydroxybutanedioate	2065419	
propyl isopentanoate	557-00-6	60
benzyl ethyl ether	539-30-0	
isobutyl isopentanoate	589-59-3	
propyl hexanoate	626-77-7	
4-methylquinoline	491-35-0	
methyl cinnamate	103-26-4	
cumic alcohol	536-60-7	
thujone	471-15-8	65
dihydrocarveol	619-01-2	

TABLE 2-continued

Name	CAS #
fenchyl alcohol	1632-73-1
Nerol	106-25-2
isopentyl isopentanoate	659-70-1
methyleugenol	93-15-2
methyl 2-naphthyl ketone	93-08-3
diphenyldisulfide	882-33-7
citronellyl acetate	150-84-5
menthyl acetate	89-48-5
menthyl isovalerate	16409-46-4
5-Ethyl-3-hydroxy-4-methyl-2(5H)-furanone	698-10-2
malic acid	6915-15-7
3-methylbutanoic acid butyl ester	109-19-3
3-phenyloxiranecarboxylic acid ethyl ester	121-39-1
1,2-Benzisothiazol-3(2H)-one	6381-61-9
1,1-dioxide, ammonium salt	
1-methyl-4-(1-methylethyl)-1,4-Cyclohexadiene	99-85-4
3-mercapto-2-Butanol	54812-86-1
(1R)-2,6,6-trimethylbicyclo[3.1.1]hept-2-ene	7785-70-8
(1S)-6,6-dimethyl-2-methylenebicyclo[3.1.1]heptane	18172-67-3
1-methyl-4-(1-methylethylidene)cyclohexene	586-62-9
1-(3-pyridinyl)ethanone	350-03-8
1-pyrazinylethanone	22047-25-2
1-(2-furyl)-2-propanone	6975-60-6
1-Penten-3-one	1629-58-9
2,3-pentanedione	600-14-6
2,5-dimethylpyrazine	123-32-0
2-isobutyl-3-methoxypyrazine	24683-00-9
4-methyl-2,3-pentanedione	7493-58-5
5-methylfurfural	620-02-0
Dimethyltrisulfide	3658-80-8
furfuryl acetate	623-17-6
furfurylmethylether	13679-46-4
terpinen-4-ol	562-74-3
Calcium sorbate	7492-55-9
Potassium lactate	996-31-6
1-Hydroxyethylidene-1,1-diphosphonic acid	2809-21-4
L-glutamic acid monopotassium salt	19473-49-5
3-methyl-2-buten-1-ol	556-82-1
phenylethanal	122-78-1
4'-Methoxyacetophenone	100-06-1
L-borneol	464-45-9
2,4-Hexadien-1-ol	111-28-4
D-Fenchone	4695-62-9
3-Phenylpropyl formate	104-64-3
Cinnamyl formate	104-65-4
D-galacturonate	685-73-4
D-glucuronate	1700908
5' IMP	131-99-7
1-Methoxy-4-methylbenzene	104-93-8
2-Methylbutanoic acid	116-53-0
2,4,6-Tribromophenol	118-79-6
3-Ethyl pyridine	536-78-7
Zinc acetate	557-34-6
Methyl pentanoate	624-24-8
Methylthioethane	624-89-5
3-Penten-2-one	625-33-2
Glycocholic acid	475-31-0
m-Methoxybenzoic acid	586-38-9
alpha-Hydroxypropionic acid	598-82-3
Methyl 2-furoate	611-13-2
2-Furancarboxylic acid, propyl ester	615-10-1
Benzylacetoacetic acid, ethyl ester	620-79-1
2,5-Dimethyl pyrrole	625-84-3
4-methyl-1,1'-biphenyl	644-08-6
p-Isopropylacetophenone	645-13-6
4-methyl-thiazole	693-95-8

TABLE 2-continued

Name	CAS #
gamma-Decalactone	706-14-9
2-acetylpyrrole	1072-83-9
2-acetylpyridine	1122-62-9
tetramethyl-pyrazine	1124-11-4
Methyl 4-phenylbutyrate	2046-17-5
2,3,6-trimethyl-phenol	2416-94-6
2-Methoxypyrazine	3149-28-8
2-Ethylfuran	3208-16-0
2,3-dimethyl-pyrazine	5910-89-4
Thiophenethiol	7774-74-5
o-Tolyl isobutyrate	36438-54-7
cis-3-Hexenyl pyruvate	68133-76-6
cis-3-Hexenyl cis-3-hexenoate	61444-38-0
trans-2-Hexenyl isovalerate	68698-59-9
trans-2-Hexenyl formate	53398-78-0
trans-2-Hexenyl valerate	56922-74-8
1-Octen-3-yl butyrate	16491-54-6
Methyl 4-(methylthio)butyrate	53053-51-3
2,4-Octadien-1-ol	18409-20-6
2,4-Nonadien-1-ol	62488-56-6
2,4-Decadien-1-ol	18409-21-7
(e,z)-2,6-Nonadienyl acetate	68555-65-7
3-Hexenal	4440-65-7
Tetrahydro-2-furanmethanol acetate	637-64-9
Methyl benzaldehyde	1334-78-7
Dodecylsulfonic acid	1510-16-3
Methylethyl disulfide	4253-89-8
Farnesol	4602-84-0
Thiobenzoic acid, S-methyl ester	5925-68-8
Hexyl benzoate	6789-88-4
2,5-Diethyltetrahydrofuran	41239-48-9
Zinc hydrosulfite	7779-86-4
(2R,3S)-Tartaric Acid	147-73-9
Ethylsulfuric acid	540-82-9
1,2,2-Trimethyl-1,3-cyclopentanedicarboxylic acid	5394-83-2
2-Methyl-3-buten-2-ol	115-18-4
trans-2-Hexenal	6728-26-3
4-Hexen-3-one	2497-21-4
1-Hexen-3-ol	4798-44-1
2-Methyl-1-butanethiol	1878-18-8
4-Methylcyclohexanone	589-92-4
3-Heptanol	589-82-2
o-methylanisole	578-58-5
trans-2-octenal	2363-89-5
2,3,4-Trimethyl-3-pentanol	3054-92-0
Acetylacetaldehyde dimethyl acetal	5436-21-5
p-methylacetophenone	122-00-9
o-aminoacetophenone	551-93-9
4-Propylphenol	645-56-7
2,4-Dimethylanisole	6738-23-4
Benzyl methyl sulfide	766-92-7
Methyl phenylacetate	101-41-7
4-Ethoxybenzaldehyde	10031-82-0
p-tolyl acetate	140-39-6
2,6-Dimethoxyphenol	91-10-1
Isoborneol	124-76-5
Methyl 2-methoxybenzoate	606-45-1
Phenylacetaldehyde dimethyl acetal	101-48-4
3-Phenylpropyl acetate	122-72-5
Ethyl 3-phenylpropionate	2021-28-5
Benzyl butyrate	103-37-7
Anisyl acetate	104-21-2
Isobutyl phenylacetate	102-13-6
p-vinylphenol	2628-17-3
o-tolyl acetate	533-18-6
2,5-Dihydroxybenzoic acid	490-79-9
o-methoxyphenyl acetate	613-70-7
Lactobionic acid	96-82-2
Magnesium hydrogen phosphate trihydrate	7782-75-4
Iberverin	505-79-3
alpha-methylcinnamaldehyde	101-39-3

TABLE 2-continued

Name	CAS #
benzyl phenylacetate	102-16-9
1,3-dimercaptopropane	109-80-8
p-cymen-8-ol	1197-01-9
phenethyl anthranilate	133-18-6
trihydroxybutyrophenone	1421-63-2
o-methoxycinnamaldehyde	1504-74-1
3-propylidene phthalide	17369-59-4
trans,trans-2,4-decadienal	25152-84-5
piperonyl acetate	326-61-4
2,3-hexanedione	3848-24-6
isopropyl phenylacetate	4861-85-2
ethyl 3-hydroxybutyrate	5405-41-4
furfural acetone	623-15-4
beta-(2-furyl)acrolein	623-30-3
linalyl anthranilate	7149-26-0
citral diethyl acetal	7492-66-2
allyl anthranilate	7493-63-2
acetyl tributyl citrate	77-90-7
butyl anthranilate	7756-96-9
cyclohexyl anthranilate	7779-16-0
isoamyl cinnamate	7779-65-9
isobutyl anthranilate	7779-77-3
carvyl acetate	97-42-7
carveol	99-48-9
3-(Methylthio)propionaldehyde	3268-49-3
Alpha-damascone	43052-87-5
Dimethyldicarbonate	4525-33-1
Procaine	59-46-1
5-hydroxy-6-methyl-3,4-pyridinedimethanol	65-23-6
2-methoxy-Naphthalene	93-04-9
Methyl nicotinate	93-60-7
Ethyl benzoylacetate	94-02-0
Phenethyl benzoate	94-47-3
2-methyl-pentanoic acid	97-61-0
Cyclohexanecarboxylic acid	98-89-5
Methyl b-phenylpropionate	103-25-3
Benzyl 3-methyl butanoate	103-38-8
Naphthalene-2-sulfonic acid	120-18-3
Methyl 4-methoxybenzoate	121-98-2
3-Phenylprop-2-enyl cinnamate	122-69-0
7-methyl-3-methylene-1,6-Octadiene	123-35-3
Levulinic acid	123-76-2
2-Mercaptobenzoic acid	147-93-3
m-Dimethoxybenzene	151-10-0
3-butyl-1(3H)-isobenzofuranone	6066-49-5
5-Methylquinoxaline	13708-12-8
2-Ethyl Pyrazine	13925-00-3
trimethyl-pyrazine	14667-55-1
2-ethyl-3-methyl-pyrazine	15707-23-0
2,3-diethyl-pyrazine	15707-24-1
2,3-diethyl-5-methyl-pyrazine	18138-04-0
2-Methylthiopyrazine	21948-70-9
5-Methyl-3H-furan-2-one	591-12-8
cis-3-Hexen-1-ol	928-96-1
3,7-Dimethyl-1,3,6-octatriene	13877-91-3
calcium cyclamate	139-06-0
aconitic acid	499-12-7
2-Dehydrolinalool	29171-20-8
2-Mercaptopropionic acid	79-42-5
3-Methyl-2-butenal	107-86-8
Allylacetic acid	591-80-0
Allyl cyclohexylacetate	4728-82-9
Allyl cyclohexylpropionate	2705-87-5
Allyl phenoxyacetate	7493-74-5
Allyl phenylacetate	1797-74-6
Allyl alpha-ionone	79-78-7
Butyl butyrolactate	7492-70-8
Cinnamyl isobutyrate	103-59-3
Cinnamyl propionate	103-56-0
Dibenzyl disulfide	150-60-7
Isobornyl acetate	125-12-2
Methyl heptyne carbonate	111-12-6
Triethyl citrate	77-93-0
gamma-Undecalactone	104-67-6
alpha-Amylcinnamyl alcohol	101-85-9

TABLE 2-continued

Name	CAS #	
1,3,4,6,7,8 -Hexahydro-4,6,6,7,8,8-hexamethylcyclopenta[g] [2]benzopyran	1222-05-5	5
2-Ethylbutyl acetate	10031-87-5	
Triphosphoric acid, pentapotassium salt	13845-36-8	
L-(+)-Lactic acid	79-33-4	10
Mannitol	87-78-5	
2-Methoxy-4-methylphenol	93-51-6	
1,2,3-Propanetricarboxylic acid, 2-hydroxy-, disodium salt	144-33-2	
Ethanesulfonic acid, 2-hydroxy-, monosodium salt	1562-00-1	15
2-Methoxy-4-propylphenol	2785-87-7	
3,7-Dimethyl-3-octanol	78-69-3	
2-Pentyl furan	3777-69-3	
Butanoic acid, 3-oxo-, butyl ester	591-60-6	
4-(4-Hydroxy-4-methyl pentyl)-3-cyclohexene-1-carboxaldehyde	31906-04-4	20
Methyl 3-oxo-2-pentylcyclopentaneacetate	24851-98-7	
Naphthalene, 2-(2-methylpropoxy)-	2173-57-1	
Perillol	536-59-4	25
2-Acetyl-1-methylpyrrole	932-16-1	
4-Allyl-2,6-dimethoxyphenol	6627-88-9	
Butyl levulinate	2052-15-5	
D-(+)-Camphoric acid	124-83-4	
D(+)-10-Camphorsulfonic acid	3144-16-9	
L(-)-Carvone	6485-40-1	30
(-)-Carvyl propionate	97-45-0	
(-)-Caryophyllene oxide	1139-30-6	
Cyclohexylacetic acid	5292-21-7	
3-Cyclopentylpropionic acid	140-77-2	
(-)-Dihydrocarvyl acetate	20777-49-5	
3,3-Dimethylacrylic acid	541-47-9	35
2,4-Dimethylbenzaldehyde	15764-16-6	
1,4-Dithiane-2,5-diol	40018-26-6	
Ethanesulfonic acid	594-45-6	
Ethyl butyrylacetate	3249-68-1	
Ethyl (methylthio) acetate	4455-13-4	
Ethyl pyruvate	617-35-6	40
Ethyl sorbate	2396-84-1	
5-Formyl-2-furansulfonic acid, sodium salt	31795-44-5	
Furfuryl mercaptan	98-02-2	
1,6-Hexanedithiol	1191-43-1	
trans-2-Hexenoic acid	13419-69-7	
trans-2-Hexen-1-ol	928-95-0	45
4-(4-Hydroxyphenyl)-2-butanone	5471-51-2	
Isopulegol	89-79-2	
Isopulegyl acetate	89-49-6	
2-Ketobutyric acid	600-18-0	
(-)-Limonene	5989-54-8	
4-Methoxyphenylacetone	122-84-9	50
Methyl cyclohexanecarboxylate	4630-82-4	
3-Methylcyclohexanone	591-24-2	
3-Methyl-2-cyclohexen-1-one	1193-18-6	
3-Methyl-1,2-cyclopentanedione	765-70-8	
3-Methyl-2-cyclopenten-1-one	2758-18-1	
N-Methyl-D-glucamine	6284-40-8	55
Methyl 3-(methylthio)propionate	13532-18-8	
4-Methyl-5-thiazoleethanol	137-00-8	
5-Methyl-2-thiophenecarboxaldehyde	13679-70-4	
DL-3-Methylvaleric acid	105-43-1	60
(-)-Myrtenal	564-94-3	
Nopol	128-50-7	
gamma-Octanoic lactone	104-50-7	
3-Octanol	589-98-0	
E-2-Octenoic acid	1871-67-6	
Pamoic acid	130-85-8	
4-Phenyl-2-butyl acetate	10415-88-0	65
1-Phenyl-1,2-propanedione	579-07-7	

TABLE 2-continued

Name	CAS #
2-Phenylpropyl butyrate	80866-83-7
2-Phenylpropyl isobutyrate	65813-53-8
cis-2-Hexen-1-ol	928-94-9
Bis(methylthio)methane	1618-26-4
Magnesium carbonate hydroxide, Light	39409-82-0
N-Acetyl-L-methionine	65-82-7
4-Methyl-5-vinylthiazole	1759-28-0
2-Methyl-1-phenyl-2-propanol	100-86-7
3-Phenylpropionaldehyde	104-53-0
N-Benzyl-2-phenylethylamine	3647-71-0
1-Phenylethyl propionate	120-45-6
3-Phenylpropyl isobutyrate	103-58-2
Allyl hexanoate	123-68-2
alpha, 4-Dimethylbenzylalcohol	536-50-5
(-)-Menthyl lactate	59259-38-0
2,6-Dimethylthiophenol	118-72-9
2,4,5-Trimethylthiazole	13623-11-5
Ethyl 3-(methylthio)propionate	13327-56-5
Phenylethyl isovalerate	140-26-1
2-Propylpyrazine	18138-03-9
2-Methyltetrahydrofuran-3-one	3188-00-9
Ethyl 2-(methylthio)propionate	23747-43-5
3,4-Dimethyl-1,2-cyclopentanedione	13494-06-9
Difurfurylsulfide	13678-67-6
Difurfuryldisulfide	4437-20-1
3-(Methylthio)propanol	505-10-2
Methyl phenyl disulfide	14173-25-2
2-(Methylthio)-isobutyraldehyde	67952-60-7
Methyl 2-thiofuroate	13679-61-3
2-Isobutylthiazole	18640-74-9
4-Methyl-5-thiazolylethyl acetate	656-53-1
2-Acetylthiazole	24295-03-2
2-Ethyl-3,5(6)-dimethylpyrazine	27043-05-6
5-Methyl-6,7-dihydro-5H-cyclopenta(b)pyrazine	23747-48-0
Cinnamyl acetate	103-54-8
2,5-Dihydroxy-2,5-dimethyl-1,4-dithiane	55704-78-4
5,6,7,8-Tetrahydroquinoxaline	34413-35-9
2-Methyl-3-furanethiol	28588-74-1
Styryllyl acetate	93-92-5
2-Methylhexanoic acid	4536-23-6
2-Methylheptanoic acid	1188-02-9
2,2,6-Trimethylcyclohexanone	2408-37-9
L-Tyrosine ethyl ester hydrochloride	4089-07-0
Ethyl 4-methoxybenzoate	94-30-4
4-Ethylbenzaldehyde	4748-78-1
N-Ethyl-p-menthane-3-carboxamide	39711-79-0
1-(2-Furyl)-1,3-butanedione	25790-35-6
Menthofuran	494-90-6
Methylsulfuric acid sodium salt	512-42-5
Sucrose diacetate	126-13-6
hexaisobutyrate	
N,2,3-Trimethyl-2-isopropylbutamide	51115-67-4
Tripropionin	139-45-7
(+/-)-Citronellic acid	502-47-6
5-Acetyl-2,4-dimethylthiazole	38205-60-6
Neryl acetate	141-12-8
Benzyl propionate	122-63-4
1R(-)-Camphorsulfonic acid	35963-20-3
3,4-Hexanedione	4437-51-8
cis-3-Hexenoic acid	4219-24-3
cis-4-Heptenal	6728-31-0
(E,Z)-2,6-nonadienal	557-48-2
trans-2,trans-6-Nonadienal	17587-33-6
4-Methyl-2-pentenal	5362-56-1
cis-6-Nonenal	2277-19-2

TABLE 2-continued

Name	CAS #	
Methyl propyl disulfide	2179-60-4	5
8-p-Menthen-1-ol	138-87-4	
p-Menthan-2-one	499-70-7	
Bisabolene	495-62-5	
Ethyl cyclohexanecarboxylate	3289-28-9	
Phenylpyruvate	156-06-9	
Hydroxypyruvate	1113-60-6	10
4-Methyl-2-oxopentanoate	816-66-0	
(+)-Neomenthol	2216-52-6	
trans-Citral	141-27-5	
Piperitenone	491-09-8	
Sabinene hydrate	546-79-2	
Perillyl aldehyde	2111-75-3	15
2-Hydroxyethanesulfonate	107-36-8	
Acetyl isovaleryl	13706-86-0	
Acetyl valeryl	96-04-8	
Butylidene phthalide	551-08-6	
Carvacryl ethyl ether	4732-13-2	
Ethyl vanillin propylene glycol acetal	68527-76-4	20
Hexyl hexanoate	6378-65-0	
2-Methyl-5-(methylthio)-furan	13678-59-6	
2-Methyl-4-pentenoic acid	1575-74-2	
2-Methyl-4-propyl-1,3-oxathiane	67715-80-4	
3-Methylthio-1-hexanol	51755-66-9	25
cis-6-Nonenol	35854-86-5	
Rose oxide	16409-43-1	
L-Linalool	126-91-0	
5,6-Dimethyl-8-isopropenylbicyclo[4.4.0]dec-1-en-3-one	4674-50-4	
2-Ethyl-3,5-dimethylpyrazine	13925-07-0	30
2-Isopropylpyrazine	29460-90-0	
2-Isobutyl-3-methyl-pyrazine	13925-06-9	
2-Methoxy-3-sec-butyl-pyrazine	24168-70-5	
2-Methylthio-3(6)-methyl-pyrazine	67952-65-2	35
Benzylcarbinyl propionate	122-70-3	
Bornyl acetate	76-49-3	
furaneol	3658-77-3	
Methoxycinnamaldehyde	1963-36-6	
Methylphenol, hydrogen sulfate	68127-34-4	
Lactitol monohydrate	81025-04-9	40
2H-Pyrrole, 3,4-dihydro-	5724-81-2	
2-Butenal, 2-methyl-, (E)-	497-03-0	
2-Pentenal	764-39-6	
Ethanethioic acid, S-methyl ester	1534-08-3	
2-Hexenal	505-57-7	
2-Methyl-2-pentenal	623-36-9	45
Cyclopentanethiol	1679-07-8	
Butane, 2-ethoxy-	2679-87-0	
S-Ethyl thioacetate	625-60-5	
ethyl methyl carbonate	623-53-0	
3(2H)-Furanone, 2,5-dimethyl-	14400-67-0	
Allyl propionate	2408-20-0	50
methyl 2-methylbutanoate	868-57-5	
2-Butanone, 1-(methylthio)-	13678-58-5	
Ethanethioic acid, S-propyl ester	2307-10-0	
1,2-Butanedithiol	16128-68-0	
6-Methyl-3,5-heptadiene-2-one	1604-28-0	55
2-Octen-4-one	4643-27-0	
2,5-dimethyl-3-furanthiol	55764-23-3	
2-Heptenoic acid	18999-28-5	
Butanoic acid, 2-propenyl ester	2051-78-7	
6-Methyl-5-hepten-2-ol	1569-60-4	60
trans-2-Octen-4-ol	20125-81-9	
cis-3-Octen-1-ol	20125-84-2	
1-Butanol, 2-methyl-, acetate	624-41-9	
4-methyl-alpha-methylstyrene	1195-32-0	
trans-3-Phenyl-2-propen-1-ol	4407-36-7	
Benzeneacetaldehyde, alpha-methyl-	93-53-8	65
Benzene, (2-methoxyethyl)-	3558-60-9	

TABLE 2-continued

Name	CAS #
Cyclohexene, 1-methyl-4-(1-methylethenyl)-, (+-)-	7705-14-8
Phenol, 2-(methylthio)-	1073-29-6
2-Hexen-1-yl acetate	2497-18-9
3-Hexen-1-ol, acetate, (Z)-	3681-71-8
5-Hydroxy-4-octanone	496-77-5
butyl 2-methylpropanoate	97-87-0
Benzofuran-2-carboxaldehyde	4265-16-1
DL-Lysine	70-54-2
1-Hexanethiol, 2-ethyl-	7341-17-5
2',4'-Dimethylacetophenone	89-74-7
2-Pentylpyridine	2294-76-0
1-Methoxy-4-propyl benzene	104-45-0
1-Hydroxy-2-methoxy-4-ethyl benzene	2785-89-9
Nonalactone	6008-27-1
Cyclohexyl propionate	6222-35-1
Allyl 2-ethylbutyrate	7493-69-8
Butanoic acid, 3-oxo-, 2-methylpropyl ester	7779-75-1
n-Butyl pentanoate	591-68-4
3,7-Dimethyl-1-octanol	106-21-8
3-Buten-2-one, 3-methyl-4-phenyl-	1901-26-4
2-Propenoic acid, 3-phenyl-, methyl ester, (E)-	1754-62-7
Benzene, 4-ethenyl-1,2-dimethoxy-	6380-23-0
Benzeneopropanol, alpha,alpha-dimethyl-	103-05-9
Benzene, (butoxymethyl)-	588-67-0
Dimethyl anthranilate	85-91-6
2-Hexanoylfuran	14360-50-0
Cyclohexyl butyrate	1551-44-6
Naphthalene, 2-ethoxy-	93-18-5
Acetoacetic acid isoamyl ester	2308-18-1
Propanoic acid, 2-methyl-, 4-methylphenyl ester	103-93-5
4-(4-Methoxyphenyl)-2-butanone	104-20-1
Isobutyl benzoate	120-50-3
Benzene, 1,2-dimethoxy-4-(1-propenyl)-beta-	93-16-3
10415-87-9	
Phenylethylmethyl ethylcarbinol	
1,1-Dimethoxy-2-phenylpropane	90-87-9
Geranyl formate	105-86-2
Bornyl formate	7492-41-3
6-Octen-1-ol, 3,7-dimethyl-, formate	105-85-1
Benzeneacetic acid, butyl ester	122-43-0
3,5,9-Undecatrien-2-one, 6,10-dimethyl-	141-10-6
Anisyl propionate	7549-33-9
Butanoic acid, 3-phenyl-2-propenyl ester	103-61-7
2-Propenoic acid, 3-phenyl-, 2-methylpropyl ester	122-67-8
Eugenyl acetate	93-28-7
3-Methylbutyl phenylacetate	102-19-2
Benzoic acid, 2-(methylamino)-, 2-methylpropyl ester	65505-24-0
Phenoxy ethyl isobutyrate	103-60-6
Anisyl butyrate	6963-56-0
2,6-Octadien-1-ol, 3,7-dimethyl-, propanoate, (Z)-	105-91-9
Isobornyl propionate	2756-56-1
1,3,5-Trithiane, 2,2,4,4,6,6-hexamethyl-	828-26-2
Geranyl N-butyrate	106-29-6
Geranyl isobutyrate	2345-26-8
Thiophene, 2,2'-dithiobis-	6911-51-9
2-Propenoic acid, 3-phenyl-, cyclohexyl ester	7779-17-1
Benzeneacetic acid, 3-phenyl-2-propenyl ester	7492-65-1
Anisyl phenylacetate	102-17-0

TABLE 2-continued

Name	CAS #	
2-Propenoic acid, 3-phenyl-, 3-phenylpropyl ester	122-68-9	5
Geranyl phenylacetate	102-22-7	
hexyl 2-methylbutyrate	10032-15-2	
4-heptanolide	105-21-5	
Neral	106-26-3	
(E)-2-octenol	18409-17-1	10
Ethyl 3-hydroxyhexanoate	2305-25-1	
isopropyl hexanoate	2311-46-8	
hexyl butanoate	2639-63-6	
bis(2-methyl-3-furyl)disulfide	28588-75-2	
3-hydroxy-4,5-dimethyl-2(5H)- furanone	28664-35-9	
2-acetyl-2-thiazoline	29926-41-8	15
(E,E)-2,4-octadienal	30361-28-5	
geranyl acetone	3796-70-1	
1-octen-3-one	4312-99-6	
3-mercapto-2-pentanone	67633-97-0	
(Z)-3-hexenal	6789-80-6	20
4-hexanolide	695-06-7	
5-octanolide	698-76-0	
delta-decalactone	705-86-2	
4-vinylguaicol	7786-61-0	
Amyl salicylate	2050-08-0	
Cyclohexyl formate	4351-54-6	25
Dimethylbenzylcarbonyl acetate	151-05-3	
Geranyl propionate	105-90-8	
Terpinyl acetate	80-26-2	
isopropyl 3-methylbutanoate	32665-23-9	
isopropyl 2-methylbutanoate	66576-71-4	
3-Hexenyl 3-methylbutanoate	10032-11-8	
Isoamyl 2-methylbutyrate	27625-35-0	30
3-Octyl acetate	4864-61-3	
Benzyl isobutyrate	103-28-6	
Cis-3-hexenyl butyrate	16491-36-4	
Cis-3-hexenyl lactate	61931-81-5	
Citronellyl butyrate	141-16-2	
Citronellyl propionate	141-14-0	35
Isoamyl hexanoate	2198-61-0	
1,3,5-Undecatriene	16356-11-9	
1-Benzoyloxy-2-methoxy-4- propenyl benzene	120-11-6	
1-Octen-3-yl acetate	198242	
2-Acetyl-3-ethyl pyrazine	32974-92-8	40
2-Isopropyl-4-methyl thiazole	15679-13-7	
2-Methyl-2-pentenoic acid	3142-72-1	
2-sec-butyl thiazole	18277-27-5	
4,5-Dimethyl thiazole	3581-91-7	
4-(2,6,6-Trimethyl-2- cyclohexen-1-yl)butan-2-one	31499-72-6	
4-(2,6,6-Trimethyl cyclohexa- 1,3-dienyl)but-2-en-4-one	23696-85-7	45
Acetaldehyde phenethyl propyl acetal	7493-57-4	
Acetaldehyde ethyl cis-3- hexenyl acetal	28069-74-1	
Acetone propylene glycol acetal	1193-11-9	50
Acetyl isoeugenol	93-29-8	
2-Acetyl-5-methyl furan	1193-79-9	
Allyl cyclohexylbutyrate	7493-65-4	
Alpha, alpha-dimethylphenethyl butyrate	10094-34-5	
Alpha, alpha-dimethyl phenethyl formate	10058-43-2	55
Alpha, beta-santalol	11031-45-1	
Alpha-amyl cinnamaldehyde dimethyl acetal	91-87-2	
Alpha-fenchyl acetate	13851-11-1	
Alpha-furfuryl pentanoate	36701-01-6	60
Alpha-ionol	25312-34-9	
6-Methyl-alpha-ionone	79-69-6	
Alpha-methyl-p- isopropylphenylpropanaldehyde	103-95-7	
Alpha-n-amy-beta-phenylacryl acetate	7493-78-9	65
Alpha-piperitone	6091-50-5	

TABLE 2-continued

Name	CAS #
Alpha-n-amy-beta-phenyl acryl isovalerate	7493-80-3
6-Amyl-alpha-pyrone	27593-23-3
Anisyl formate	122-91-8
Benzylcarbonyl 2-methyl butyrate	24817-51-4
Benzylcarbonyl 3-phenyl propenoate	103-53-7
Benzylcarbonyl alpha-toluate	102-20-5
Benzylcarbonyl butyrate	103-52-6
Benzylcarbonyl caproate	6290-37-5
Benzylcarbonyl formate	104-62-1
Benzylcarbonyl isobutyrate	103-48-0
Benzylcarbonyl salicylate	87-22-9
Benzylcarbonyl tiglate	55719-85-2
Benzyl dipropyl ketone	7492-37-7
Benzyl tiglate	37526-88-8
Beta-homocyclocitral	472-66-2
Beta-ionol	22029-76-1
3-Phenylpropyl propanoate	122-74-7
Bois de rose oxide	7392-19-0
Butyl 2-methyl butyrate	15706-73-7
Butyl cinnamate	538-65-8
ortho-sec-Butyl cyclohexanone	14765-30-1
isobutyl cis-2-methyl-2- butenoate	7779-81-9
5-n-Butyl-delta-valerolactone	3301-94-8
Campholenic aldehyde	4501-58-0
Cedran-8-yl acetate	77-54-3
Cinnamyl isovalerate	140-27-2
Cis-3-hexenyl benzoate	25152-85-6
Cis-3-hexenyl caproate	31501-11-8
Cis-3-hexenyl formate	33467-73-1
Cis-3-hexenyl isobutyrate	41519-23-7
Cis-3-hexenyl phenylacetate	42436-07-7
Cis-3-hexenyl propionate	33467-74-2
Cis-3-hexenyl tiglate	67883-79-8
Cis-3-hexenyl valerate	35852-46-1
cis-4-Hepten-1-ol	6191-71-5
Cis-5-octen-1-ol	64275-73-6
Citral dimethyl acetal	7549-37-3
Citronellyl isobutyrate	97-89-2
Citronellyl isovalerate	68922-10-1
Citronellyl valerate	7540-53-6
Citroxide	7416-35-5
Cocal	21834-92-4
p-Cresyl alpha-toluate	101-94-0
p-Cresyl isovalerate	55066-56-3
Dehydro-beta-cyclocitral	116-26-7
8,8-Diethoxy-2,6-dimethyl-2- octanol	7779-94-4
5,7-Dihydro-2-methyl thieno(3,4-d)pyrimidine	36267-71-7
2,5-Dihydro-4,5-dimethyl-2-(2- methyl propyl)thiazole	65894-83-9
Dihydrojasmone	1128-08-1
Dihydroxyacetophenone	28631-86-9
1,1-Dimethoxy-3,7-dimethyl-7- octanol	141-92-4
3,7-Dimethyl-1,6-octadien-3-yl benzoate	126-64-7
3,7-Dimethyl-1,6-octadien-3-yl butyrate	78-36-4
3,7-Dimethyl-1,6-octadien-3-yl isobutyrate	78-35-3
3,7-Dimethyl-1,6-octadien-3-yl propanoate	144-39-8
cis-3,7-Dimethyl-2,6-octadien- 1-yl 2-methyl propanoate	2345-24-6
2,4-Dimethyl-3-cyclohexene-1- carboxaldehyde	68039-49-6
2,6-Dimethyl-5-hepten-1-al	106-72-9
trans,cis-2,6-Dodecadien-1-al	21662-13-5
Eglantal	26643-91-4
Ethyl E-2-hexenoate	27829-72-7
Ethyl tiglate	5837-78-5
Ethyl trans-4-decenoate	76649-16-6

TABLE 2-continued

Name	CAS #
5-Ethyl-4-hydroxy-2-methyl-3[2H]furanone	27538-09-6
2-Ethyl-4-methyl thiazole	15679-12-6
2,6,10-Trimethyl-2,6,10-pentadecatrien-14-one	762-29-8
Guaiacyl phenyl acetate	4112-89-4
3-Hepten-2-one	1119-44-4
trans-2-Hexen-1-ol	2305-21-7
Trans-2-hexenyl butyrate	53398-83-7
Hexyl phenylacetate	5421-17-0
Hexyl propionate	2445-76-3
Hydroxycitronellol	107-74-4
Isobutyl 2-butenate	589-66-2
Isobutyl salicylate	87-19-4
Isodihydro lavandulal	35158-25-9
Isoeugenyl phenyl acetate	120-24-1
Isopropyl alpha-methylcrotonate	1733-25-1
p-Menth-1-en-8-yl propionate	80-27-3
Menthylactone	13341-72-5
3-Methoxy-p-cymene	1076-56-8
Methyl 4-methyl pentanoate	2412-80-8
alpha-Methyl benzyl formate	7775-38-4
2-Methylbutyl 2-methylbutanoate	2445-78-5
Methyl e-2-octenoate	2396-85-2
p-Methyl hydratropaldehyde	99-72-9
3-(5-Methyl-2-furyl)butanal	31704-80-0
Nerol oxide	1786-08-9
trans,cis-2,6-Nonadien-1-ol	7786-44-9
trans-2-Octen-1-yl acetate	3913-80-2
3-Octen-2-one	1669-44-9
2-Phenyl-2-butenal	4411-89-6
2-Propionylthiazole	43039-98-1
1-Hydroxy-2-butanone	5077-67-8
2-Butanone, 3-hydroxy-, (+-)-	52217-02-4
Thiazole, 2,5-dimethyl-	4175-66-0
Butanethioic acid, S-methyl ester	2432-51-1
2,4-Hexadienoic acid, methyl ester, (E,E)-	689-89-4
Benzeneacetaldehyde, 4-methyl-	104-09-6
Bicyclo[4.1.0]hept-3-ene, 3,7,7-trimethyl-, (1S)-	498-15-7
Ethyl 3-hexenoate	2396-83-0
1H-Pyrrole, 1-(2-furanylmethyl)-	1438-94-4
6-Octenal, 3,7-dimethyl-, (R)-	2385-77-5
Ethanethioic acid, S-(2-furanylmethyl) ester	13678-68-7
6-Octen-1-ol, 3,7-dimethyl-, (R)-	1117-61-9
6-Octen-1-ol, 3,7-dimethyl-, (S)-	7540-51-4
DL-Tetrahydrofurfuryl propionate	637-65-0
Benzenepentanol	10521-91-2
Cyclohexaneethanol, acetate	21722-83-8
Benzyl isobutyl ketone	5349-62-2
Butanoic acid, 3-oxo-, phenylmethyl ester	5396-89-4
1,2-Ethanediamine, N,N'-bis(phenylmethyl)-	140-28-3
2-Ethyl-3-hydroxy-4-pyrone	1110651
Dicyclohexyl disulfide	2550-40-5
Tetrahydrofurfuryl butyrate	2217-33-6
Thujone	546-80-5
Benzyl alcohol, alpha-methyl-, butyrate	3460-44-4
Citronellyl tiglate	24717-85-9
Lactitol	585-86-4
Nonivamide	2444-46-4
2-Acetoxy-3-butanone	4906-24-5
3-Acetyl-2,5-dimethylthiophene	230378
3-Acetyl-2,5-dimethylfuran	10599-70-9
4-Acetyl-6-t-butyl-1,1-dimethylindan	13171-00-1

TABLE 2-continued

Name	CAS #
Allyl 2-furoate	4208-49-5
Allyl sorbate	7493-75-6
Allyl thiopropionate	41820-22-8
Allyl tiglate	7493-71-2
Amylcyclohexyl acetate	67874-72-0
Benzaldehyde glyceryl acetal	1319-88-6
Benzaldehyde propylene glycol acetal	2568-25-4
Bornyl isovalerate	76-50-6
1,3-Butanedithiol	24330-52-7
2,3-Butanedithiol	4532-64-3
Butyl cinnamic aldehyde	7492-44-6
Cinnamyl benzoate	5320-75-2
Citral ethylene glycol acetal	66408-78-4
Citronellyloxyacetaldehyde	7492-67-3
Citronellyl phenylacetate	139-70-8
Cyclohexyl isovalerate	7774-44-9
Decalactone	5579-78-2
2,5-Dimethyl-4-methoxy-3(2H)-furanone	4077-47-8
6,10-Dimethyl-9-undecen-2-one	4433-36-7
2-Ethoxythiazole	15679-19-3
Ethyl 2-mercaptopropionate	19788-49-9
Ethyl 2-methyl-4-pentenoate	53399-81-8
Ethyl 3-(2-furyl)propanoate	94278-27-0
Ethyl cyclohexanepropionate	10094-36-7
Ethyl (p-tolyloxy)acetate	67028-40-4
3-Ethyl-2-hydroxy-2-cyclopenten-1-one	21835-01-8
Ethylene brassylate	105-95-3
2-Ethylfenchol	18368-91-7
Furfuryl 3-methylbutanoate	13678-60-9
Furfuryl butyrate	623-21-2
Furfuryl isopropyl sulfide	1883-78-9
Furfuryl methyl sulfide	1438-91-1
Furfuryl propionate	623-19-8
Furfuryl thiopropionate	59020-85-8
Geranyl acetoacetate	10032-00-5
Geranyl benzoate	94-48-4
Geranyl isovalerate	109-20-6
delta-Hexalactone	823-22-3
trans-3-Hexenal	69112-21-6
cis-3-Hexenyl anthranilate	65405-76-7
trans-2-Hexenyl propionate	53398-80-4
5-(cis-3-Hexenyl) dihydro-5-methyl-2(3H)furanone	70851-61-5
Hexyl 2-formate	39251-86-0
Hexyl crotonate	19089-92-0
Hexyl formate	629-33-4
Isoamyl 3-(2-furyl)propionate	7779-67-1
Isoamyl pyruvate	7779-72-8
Isobutyl furylpropionate	105-01-1
Isohexenyl cyclohexenyl carboxaldehyde	37677-14-8
p-Isopropyl phenylacetaldehyde	4395-92-0
Linalyl cinnamate	78-37-5
Linalyl formate	115-99-1
Linalyl isovalerate	1118-27-0
Linalyl phenylacetate	7143-69-3
Maltol isobutyrate	65416-14-0
Methyl 2-methylpentanoate	2177-77-7
Methyl 3-hydroxyhexanoate	21188-58-9
Methyl 3-nonenoate	13481-87-3
Methyl furfuryl disulfide	57500-00-2
Methyl p-tert-butylphenylacetate	3549-23-3
3-Methyl-1,2-cyclohexanedione	3008-43-3
alpha-Methylanisalacetone	104-27-8
2-Methylbutyl isovalerate	2445-77-4
4-Methylnonanoic acid	45019-28-1
4-Methyloctanoic acid	54947-74-9
2-Methyltetrahydrothiophen-3-one	13679-85-1
3-(Methylthio)butanal	16630-52-7
4-(Methylthio)butanol	20582-85-8
4-Methylthio-2-butanone	34047-39-7
4-Methylthio-4-methyl-2-	23550-40-5

TABLE 2-continued

Name	CAS #
pentanone	
Neryl butyrate	999-40-6
Neryl formate	2142-94-1
Neryl isovalerate	3915-83-1
Octahydrocoumarin	4430-31-3
Phenethyl 2-furoate	7149-32-8
1-Phenyl-2-pentanol	705-73-7
Phenylacetaldehyde	68345-22-2
diisobutylacetal	
Phenylacetaldehyde glyceryl acetal	29895-73-6
2-(3-Phenylpropyl)pyridine	2110-18-1
Propyl phenylacetate	4606-15-9
Pyrazineethanethiol	35250-53-4
Ethyl 2-methyl pentanoate	39255-32-8
Methyl 2,4-decadienoate	4493-42-9
alpha-Isomethyl ionone	127-51-5
5-Methyl hexanoic acid	628-46-6
Ethyl 3-methyl pentanoate	5870-68-8
Ethyl 2-methyl-3,4-pentadienoate	60523-21-9
3-Nonen-2-one	14309-57-0
5-Methyl-3-hexen-2-one	5166-53-0
Maltol propionate	68555-63-5
2-Methyl-3-(2-furyl) acrolein	874-66-8
Ethyl 3(2-furyl)propanoate	10031-90-0
2-Phenyl-3-(2-furyl)-propenal	57568-60-2
4-Methyl-2-pentyl-1,3-dioxolane	1599-49-1
2-Ethyl-4,5-dimethyl oxazole	53833-30-0
Isobornyl isovalerate	7779-73-9
Theophylline-7-acetic acid	652-37-9
Ethyl trans-2-octenoate	7367-82-0
DL-Arginine	7200-25-1
Allyl Crotonate	20474-93-5
2-Methoxystyrene	612-15-7
Magnesium Fumarate	7704-71-4
2-Propionylpyrrole	1073-26-3
2-methyl-1,3-dithiolane	5616-51-3
2-ethyl-5-methyl pyrazine	13360-64-0
2-methyl-3-(dimercaptomethyl)-furan	65505-17-1
Magnesium gluconate	3632-91-5
Manganese gluconate	6485-39-8
Erythritol	149-32-6
D-Arabinose	28697-53-2
D-Galactose	59-23-4
D-(+)-Mannose	3458-28-4
Sorbitol	50-70-4
Aspartame	22839-47-0
Cyclamic Acid	100-88-9
Dulcin	150-69-6
Glucose-1-phosphate	29732-59-0
Dipotassium Salt	
L-(+)-Arabinose	87-72-9
Fructose-6-Phosphate	643-13-0
D-Maltose Monohydrate	6363-53-7
Ribose	24259-59-4
Fructose 1,6-Diphosphate	26177-85-5
Disodium Salt	
Saccharin sodium, dihydrate	6155-57-3
1,2-Benzisothiazol-3(2H)-one	6485-34-3
1,1-dioxide, calcium salt	
1,2-Benzisothiazolin-3-one	10332-51-1
1,1-dioxide, potassium salt	
zeranol	26538-44-3
beta-D-fructopyranose	7660-25-5
D-fructose 1,6-bisphosphate	488-69-7
Ribose 5-phosphate	4300-28-1
Arabinose	147-81-9
Saccharin, sodium salt hydrate	82385-42-0
Maltitol	585-88-6
D-Fructose 1-phosphate	15978-08-2
D-Sorbitol 6-phosphate	108392-12-
alpha-D-Xylose	31178-70-8
Inositol 1-phosphate	573-35-3

TABLE 3

Name	CAS #
Sodium Metabisulfite	7681-57-4
sodium hydrogen phosphate	7558-79-4
Sodium Phosphate Monobasic	7558-80-7
Sodium thiosulfate	7772-98-71
Orthoboric acid	10043-35-3
Diethanolamine	111-42-2
Benzaldehyde	100-52-7
Sorbic acid	110-44-1
L-(+)-Tartaric Acid	87-69-4
D-mannitol	69-65-8
Butyl paraben	94-26-8
Thymol	89-83-8
Methyl salicylate	119-36-8
Citric acid	77-92-9
Creatinine	60-27-5
Vitamin C	50-81-7
Benzoic Acid	65-85-0
Methyl 4-hydroxybenzoate	99-76-3
m-Cresol	108-39-4
p-Cresol	106-44-5
Aspirin	50-78-2
Phenol	108-95-2
Sucrose	57-50-1
Potassium citrate, monohydrate	1534146
Sodium acetate	127-09-3
Lactic acid	50-21-5
Propionic acid, sodium salt	65-85
Benzyl alcohol	100-51-6
Phenethyl alcohol	60-12-8
Cholesterol	57-88-5
D-Glucose	50-99-7
Sorbitol	50-70-4
Aspartame	22839-47-0
Saccharin	81-07-2
2,6-Di-tert-Butyl-p-Cresol	128-37-0
4-Chloro-3-methylphenol	59-50-7
glycerin	56-81-5
Propyl paraben	94-13-3
fumaric acid	110-17-8
dabco	280-57-9
p-Phenylenediamine	106-50-3
Anethole	4180-23-8
propyl gallate	121-79-9
L-monosodium glutamate	142-47-2
Butylated hydroxyanisole	25013-16-5
Cyclohexanol, 5-methyl-2-(1-methylethyl)-,	89-78-1
(1alpha, 2beta, 5alpha)-alpha-Thioglycerol	96-27-5
Sodium dehydroacetate	4418-26-2
Ethyl 4-hydroxybenzoate	120-47-8
Ethyl Vanillin	121-32-4
Triacetin	102-76-1
Potassium sorbate	590-00-1
Triethyl citrate	77-93-0
(S)-(+)-Arginine	74-79-3
Glycine	56-40-6
(S)-(-)-Histidine	71-00-1
(S)-(+)-Lysine	56-87-1
Quinone	106-51-4
Naphthalene, 2-ethoxy-	93-18-5
Methanesulfonic Acid	75-75-2
DL-Tartaric Acid	133-37-9
Cyclamic acid	100-88-9
(S)-(-)-Phenylalanine	63-91-2
(S)-(-)-Tyrosine	60-18-4
Carvone	99-49-0
Ethyl butyrate	105-54-4
6-Methyl-5-hepten-2-one	110-93-0
Ethyl acetoacetate	141-97-9
Methyl benzoate	93-58-3
Phenylacetic Acid	103-82-2
Adipic acid	124-04-9
Ethyl benzoate	93-89-0
Benzyl benzoate	120-51-4
Pyruvic acid	127-17-3
Succinic acid	110-15-6

TABLE 3-continued

Name	CAS #
Indole	120-72-9
Methyl anthranilate	134-20-3
Diethyl malonate	105-53-3
Niacin	59-67-6
Meso-inositol	87-89-8
4-Aminobenzoic acid	150-13-0
Anisole	100-66-3
Urea	57-13-6
Pyrrolidine	123-75-1
Cyclopentanone	120-92-3
Acetic anhydride	108-24-7
Benzophenone	119-61-9
D-(-)-Fructose	57-48-7
D-(+)-Xylose	58-86-6
o-Methoxybenzoic Acid	579-75-9
linalool	78-70-6
ethyl isovalerate	108-64-5
1,1'-Azobisformamide	123-77-3
6-Methylcoumarin	92-48-8
acetoin	513-86-0
alpha-Phellandrene	99-83-2
Cymene	99-87-6
Dimethyl Succinate	106-65-0
p-Anisaldehyde	123-11-5
Phenyl ether	101-84-8
Tetrahydro-2-furanmethanol	97-99-4
Valeric Acid	109-52-4
3,4-xylenol	95-65-8
1,1-diethoxyethane	105-57-7
ethyl butyraldehyde	97-96-1
Ethyl crotonate	623-70-1
ethyl isobutyrate	97-62-1
methyl isovalerate	556-24-1
methyl propionate	554-12-1
methyl valeraldehyde	123-15-9
4-(2,6,6-Trimethyl-2-cyclohexen-1-yl)-3-buten-2-one	127-41-3
4-(2,6,6-trimethyl-1-cyclohexen-1-yl)-3-buten-2-one	14901-07-6
Maleic acid	110-16-7
3-Methylbutanoic acid	503-74-2
L-Glutamic Acid	56-86-0
D-limonene	5989-27-5
1-Phenyl-1-propanol	93-54-9
2'-Hydroxyacetophenone	118-93-4
2,4-Dihydroxybenzoic Acid	89-86-1
2-Phenyl-1-propanol	1123-85-9
3-Phenylpropionic Acid	501-52-0
4-Ethoxyphenol	622-62-8
Alpha-Terpeneol	98-55-5
Benzaldehyde Dimethylacetal	1125-88-8
Benzyl Ether	103-50-4
Benzyl Formate	104-57-4
Benzyl Salicylate	118-58-1
Cinnamyl Alcohol	104-54-1
D-(+)-Glucono-1,5-lactone	4253-68-3
D-Isoascorbic Acid	89-65-6
2,3-Naphthalenediol	92-44-4
Diethyl Succinate	123-25-1
Ethyl 2-Aminobenzoate	87-25-2
Ethyl Cinnamate	103-36-6
Ethyl Phenylacetate	101-97-3
Ethyl Salicylate	118-61-6
gamma-Valerolactone	108-29-2
Hydroquinone Dimethyl Ether	150-78-7
Isocaproic Acid	646-07-1
Isoeugenol	97-54-1
Isopropyl Benzoate	939-48-0
L-(+)-Isoleucine	73-32-5
L-Malic acid	97-67-6
L-2-Aminopropionic Acid	56-41-7
L-Carnitine	541-15-1
L-Glutamine	56-85-9
L-Hydroxyproline	51-35-4
L-Proline	147-85-3
L-Serine	56-45-1
L-Threonine	72-19-5

TABLE 3-continued

Name	CAS #
L-Valine	72-18-4
Phenoxyacetic Acid	122-59-8
Veratrole	91-16-7
2-Ethylbutyric acid	88-09-5
2-Methylpyrazine	109-08-0
o-methoxybenzaldehyde	135-02-4
L-Leucine	61-90-5
L-Asparagine	70-47-3
propiophenone	93-55-0
5-isopropyl-2-methyl-phenol	499-75-2
Xylitol	87-99-0
ethyl 4-oxopentanoate	539-88-8
methyl cinnamate	103-26-4
cumic alcohol	536-60-7
methyl 2-naphthyl ketone	93-08-3
1-methyl-4-(1-methylethyl)-1,4-Cyclohexadiene	99-85-4
en-ethylene diamine	
Caffeine	58-08-2
5-methylfurfural	620-02-0
furfuryl acetate	623-17-6
terpinen-4-ol	10482-56-1
phenylethanal	122-78-1
4'-Methoxyacetophenone	100-06-1
D-Fenchone	4695-62-9
1-Methoxy-4-methylbenzene	104-93-8
o-methylanisole	578-58-5
Acetylacetaldehyde dimethyl acetal	5436-21-5
p-methylacetophenone	122-00-9
Methyl phenylacetate	101-41-7
4-Ethoxybenzaldehyde	10031-82-0
p-tolyl acetate	140-39-6
2,6-Dimethoxyphenol	91-10-1
Methyl 2-methoxybenzoate	606-45-1
alpha-methylcinnamaldehyde	101-39-3
2-methoxycinnamaldehyde	60125-24-8
Potassium bicarbonate	298-14-6
piperonyl acetate	326-61-4
2,3-hexanedione	3848-24-6
furfural acetone	623-15-4
trans beta-(2-furyl)acrolein	623-30-3
carveol	99-48-9
Methyl nicotinate	93-60-7
Ethyl benzoylacetate	94-02-0
Methyl 4-methoxybenzoate	121-98-2
Levulinic acid	123-76-2
m-Dimethoxybenzene	151-10-0
2-acetylpyridine	1122-62-9
tetramethyl-pyrazine	1124-11-4
2,3-dimethyl-pyrazine	5910-89-4
trimethyl-pyrazine	14667-55-1
2-ethyl-3-methyl-pyrazine	15707-23-0
5-Methyl-3H-furan-2-one	591-12-8
2-Methoxy-4-methylphenol	93-51-6
piperazine	110-85-0
2-Methoxy-4-propylphenol	2785-87-7
Naphthalene, 2-(2-methylpropoxy)-	2173-57-1
2-Acetyl-1-methylpyrrole	932-16-1
3,3-Dimethylacrylic acid	541-47-9
Ethyl sorbate	2396-84-1
4-(4-Hydroxyphenyl)-2-butanone	5471-51-2
4-Methoxyphenylacetone	122-84-9
(-)-Myrtenal	564-94-3
3-Phenylpropionaldehyde	104-53-0
1-Phenylethyl propionate	120-45-6
2-Methyltetrahydrofuran-3-one	3188-00-9
Cinnamyl acetate	103-54-8
Styrallyl acetate	93-92-5
Ethyl 4-methoxybenzoate	94-30-4
Benzyl propionate	122-63-4
Phenylpyruvate	156-06-9
furaneol	3658-77-3
methyl 2-methylbutanoate	868-57-5
Benzeneacetaldehyde, alpha-methyl-	93-53-8

TABLE 3-continued

Name	CAS #	
Dimethyl anthranilate	85-91-6	5
1,1-Dimethoxy-2-phenylpropane	90-87-9	
4-hexanolide	695-06-7	
Dimethylbenzylcarbonyl acetate	151-05-3	
Benzyl isobutyrate	103-28-6	
Acetyl isoeugenol	93-29-8	
2-Acetyl-5-methyl furan	1193-79-9	10
Alpha-methyl-p-isopropylphenylpropanaldehyde	103-95-7	
Benzylcarbonyl formate	104-62-1	
p-Cresyl alpha-toluate	101-94-0	
Potassium bisulfate	7646-93-7	
Potassium carbonate	584-08-7	
Potassium chloride	7447-40-7	15
Potassium hydroxide	1310-58-3	
Ethyl tiglate	5837-78-5	
Nerol oxide	1786-08-9	
DL-Tetrohydrofurfuryl propionate	637-65-0	
Benzaldehyde propylene glycol acetal	2568-25-4	20
2-Methyl-3-(2-furyl) acrolein	874-66-8	
vanillin	121-33-5	
Cholic acid	81-25-4	
R-Carvone	6485-40-1	
Potassium nitrate	7757-79-1	25
Potassium permanganate	7722-64-7	
Potassium persulfate	7727-21-1	
Potassium phosphate, dibasic	2139900	
Potassium Phosphate Monobasic	7778-77-0	
Potassium sulfate	7778-80-5	
Sodium bicarbonate	144-55-8	30
Sodium bisulfite	7631-90-5	
Sodium carbonate	497-19-8	
Sodium chloride	7647-14-5	
Sodium dithionite	7775-14-6	
Sodium hydroxide	1310-73-2	
Sodium nitrite	7632-00-0	35
Sodium Pyrophosphate	7722-88-5	
Sodium sulfate	7757-82-6	
Sodium sulfite	7757-83-7	
Sodium thiocyanate	540-72-7	
Calcium Carbonate	471-34-1	
Calcium chloride	10043-52-4	40
Calcium gluconate	299-28-5	
Calcium hydroxide	1305-62-0	
Calcium phosphate, dibasic	7757-93-9	
Calcium sulfate	7778-18-9	
N-Methyl-D-glucamine	6284-40-8	
Calcium oxide	1305-78-8	45
Calcium Phosphate Monobasic	7758-23-8	
Magnesium chloride hexahydrate	7791-18-6	
Magnesium sulfate	7487-88-9	
Magnesium Sulfate Heptahydrate	10034-99-8	
Aluminum chloride hexahydrate	7784-13-6	
aluminum nitrate nonahydrate	7784-27-2	
Aluminum potassium sulfate, dodecahydrate	7784-24-9	50
Aluminum sulfate, octadecahydrate	7784-31-8	
(S)-(-)-Cysteine	52-90-4	
p-Toluenesulfonic Acid	104-15-4	
Potassium bitartrate	868-14-4	55
DL-aspartic acid	617-45-8	
p-Dimethylaminobenzaldehyde	100-10-7	
Sodium salicylate	54-21-7	
Benzoin	119-53-9	
Sodium dodecyl sulfate	151-21-3	
L-Menthol	2216-51-5	
Tiron	149-45-1	60
Riboflavin	83-88-5	
Sodium Acetate Trihydrate	6131-90-4	
Disodium Succinate Hexahydrate	6106-21-4	
Disodium ethylenediaminetetraacetate dihydrate	6381-92-6	
sodium citrate, dihydrate	1545801	65

TABLE 3-continued

Name	CAS #
Sodium potassium tartrate, tetrahydrate	6381-59-5
L-(+)-Arginine monohydrochloride	1119-34-2
Ethylenediamine dihydrochloride	333-18-6
Sodium formate	141-53-7
Sodium acetate	127-09-3
Potassium acetate	127-08-2
Ammonium citrate	3012-65-5
Ammonium bicarbonate	1066-33-7
Ammonium chloride	12125-02-9
Ammonium nitrate	6484-52-2
Ammonium persulfate	7727-54-0
Ammonium sulfate	7783-20-2
Zinc chloride	7646-85-7
Sulfuric acid, zinc salt (1:1), heptahydrate	7446-20-0
Sodium Tripolyphosphate	7758-29-4
ammonium benzoate	1863-63-4
ammonium bisulfite	10192-30-0
1,5-Naphthalenedisulfonic Acid Disodium Salt	1655-29-4
4-Hydroxybenzoic Acid	99-96-7
Diphenylacetic Acid	117-34-0
Glutaric Acid	110-94-1
L-(-)-Fucose	2438-80-4
L-Cysteine Hydrochloride	52-89-1
L-Histidine Hydrochloride Monohydrate	1880304
o-Toluic Acid	118-90-1
Pivalic Acid	75-98-9
Pyruvic Acid Sodium Salt	113-24-6
Potassium bromide	2139626
Sodium Dithionate Dihydrate	7631-94-9
Sodium Malonate	141-95-7
Trisodium Citrate	68-04-2
Potassium Sodium Tartrate	304-59-6
Potassium Citrate	866-84-2
D-Maltose Monohydrate	6363-53-7
Cyclohexaamylose	10016-20-3
Dodecyl sulfate, lithium salt	2044-56-6
Manganese chloride	2145076
methyl-urea	598-50-5
beta-Cyclodextrin	7585-39-9
Triphosphoric acid, pentapotassium salt	13845-36-8
Glycine ethyl ester hydrochloride	623-33-6
L-Histidine methyl ester dihydrochloride	7389-87-9
L-Leucine methyl ester hydrochloride	7517-19-3
D-Lysine hydrochloride	7274-88-6
2-Naphthalenesulfonic acid sodium salt	532-02-5
calcium nitrate tetrahydrate	13477-34-4
Vitamin B1	59-43-8
Zinc Acetate Dihydrate	5970-45-6
Potassium fluoride	7789-23-3
Potassium iodate	2139718
Potassium iodide	7681-11-0
Potassium thiocyanate	333-20-0
Sodium bromide	7647-15-6
Sodium fluoride	7681-49-4
Sodium iodide	7681-82-5
Sodium nitrate	7631-99-4
Calcium acetate	5743-26-0
Trichloroacetic acid	76-03-9
Ammonium acetate	631-61-8
Ammonium fluoride	12125-01-8
DL-malic acid	617-48-1
t-Butyl Alcohol	75-65-0
beta-Alanine	107-95-9
(S)-(-)-Tryptophan	73-22-3
Malonic acid	141-82-2
Phenethylamine	64-04-0

TABLE 3-continued

Name	CAS #	
Salicylaldehyde	90-02-8	5
Sodium benzoate	532-32-1	
Mandelic acid	90-64-2	
Calcium pantothenate	137-08-6	
Chloroacetic Acid	79-11-8	
Ethanol Amine	141-43-5	
Salicylic acid	69-72-7	10
Saccharin sodium	128-44-9	
Thiamine hydrochloride	67-03-8	
2,2'-Oxybisethanol	111-46-6	
Resorcinol	108-46-3	
2-Amino-2-(hydroxymethyl)-1,3-propanediol	77-86-1	
2,5-Dimethylphenol	95-87-4	15
Ammonium Phosphate Monobasic	7722-76-1	
1,3-Butanediol	107-88-0	
Glycolic Acid	79-14-1	
Sodium Gluconate	527-07-1	
Terephthalic Acid	100-21-0	20
L-Ascorbic Acid Sodium Salt	134-03-2	
3-Acetyl-6-methyl-2,4-pyrandione	520-45-6	
Calcium Acetate	62-54-4	
Nicotinamide	98-92-0	
1-Hydroxy-2-naphthoic Acid	86-48-6	
2-Isopropylphenol	88-69-7	25
4-Aminosalicylic Acid	65-49-6	
Calcium Glycerophosphate	27214-00-2	
Erythorbic Acid Sodium Salt	7378-23-6	
Gluconic Acid Potassium Salt	299-27-4	
Orotic Acid	65-86-1	
p-Anise Alcohol	105-13-5	30
Potassium Benzoate	582-25-2	
Taurine	107-35-7	
Thiamine Nitrate	532-43-4	
3,3,5-Trimethyl-1-cyclohexanol	116-02-9	
tert-Butylhydroquinone	1948-33-0	
Sulfosalicylic acid	97-05-2	35
Gallic acid	149-91-7	
L-borneol	464-45-9	
Isoborneol	124-76-5	
2,5-Dihydroxybenzoic acid, Gentisic acid	490-79-9	
5-hydroxy-6-methyl-3,4-pyridinedimethanol	65-23-6	40
Naphthalene-2-sulfonic acid	120-18-3	
Ethanesulfonic acid, 2-hydroxy-, monosodium salt	1562-00-1	
Pamoic acid	130-85-8	
2,4-Dimethylphenol	105-67-9	
3,5-Dihydroxyacetophenone	51863-60-6	45
Eugenol	97-53-0	
n-Butyric Acid	107-92-6	
Hydroquinone	123-31-9	
Propionic Acid	79-09-4	
meta-Phenylenediamine	108-45-2	
Oxalic Acid	144-62-7	50
n-Hexanoic Acid	142-62-1	
2-Furancarboxylic Acid	88-14-2	
4'-Nitroacetanilide	104-04-1	
D-(-)-Tartaric Acid	147-71-7	
p-Acetamidobenzoic Acid	556-08-1	
Galactaric acid	526-99-8	55
D-glucuronate	1700908	
Lactobionic acid	96-82-2	
p-Formylacetanilide	122-85-0	
2-Mercaptobenzoic acid	147-93-3	
Propanoic acid, 2-hydroxy-, calcium salt (2:1), (S)-	28305-25-1	
D-(+)-10-Camphorsulfonic acid	3144-16-9	60
3-Cyclopentylpropionic acid	140-77-2	
1R-(-)-Camphorsulfonic acid	35963-20-3	
DL-Lysine	70-54-2	
Cinnamic acid	621-82-9	
Triethanolamine	102-71-6	65
Acetic Acid	64-19-7	
Dichloroacetic Acid	79-43-6	

TABLE 3-continued

Name	CAS #
Diethylamine	109-89-7
Diethylaminoethanol	100-37-8
N-(2-Hydroxyethyl)Morpholine	622-40-2
Octanoic Acid	124-07-2
isobutyric acid	79-31-2
Anisic Acid	100-09-4
Betaine	107-43-7
Enanthoic Acid	111-14-8
Hippuric Acid	495-69-2
Tiglic Acid	80-59-1
Cyclohexanecarboxylic acid	98-89-5
m-Methoxybenzoic acid	586-38-9
D-(+)-Camphoric acid	124-83-4
N-(2-Hydroxyethyl)pyrrolidine	2955-88-6
Sodium Metabisulfite	7681-57-4
sodium hydrogen phosphate	7558-79-4
Sodium Phosphate Monobasic	7558-80-7
Sodium thiosulfate	7772-98-71
Orthoboric acid	10043-35-3
Diethanolamine	111-42-2
Benzaldehyde	100-52-7
Sorbic acid	110-44-1
L-(+)-Tartaric Acid	87-69-4
D-mannitol	69-65-8
Butyl paraben	94-26-8
Thymol	89-83-8
Methyl salicylate	119-36-8
Citric acid	77-92-9
Creatinine	60-27-5
Vitamin C	50-81-7
Benzoic Acid	65-85-0
Methyl 4-hydroxybenzoate	99-76-3
m-Cresol	108-39-4
p-Cresol	106-44-5
Aspirin	50-78-2
Phenol	108-95-2
Sucrose	57-50-1
Potassium citrate, monohydrate	1534146
Sodium acetate	127-09-3
Lactic acid	50-21-5
Propionic acid, sodium salt	65-85
Benzyl alcohol	100-51-6
Phenethyl alcohol	60-12-8
Cholesterol	57-88-5
D-Glucose	50-99-7
Sorbitol	50-70-4
Aspartame	22839-47-0
Saccharin	81-07-2
2,6-Di-tert-Butyl-p-Cresol	128-37-0
4-Chloro-3-methylphenol	59-50-7
glycerin	56-81-5
Propyl paraben	94-13-3
fumaric acid	110-17-8
dabco	280-57-9
p-Phenylenediamine	106-50-3
Anethole	4180-23-8
propyl gallate	121-79-9
L-monosodium glutamate	142-47-2
Butylated hydroxyanisole	25013-16-5
Cyclohexanol, 5-methyl-2-(1-methylethyl)-, (1alpha,2beta,5alpha)-	89-78-1
alpha-Thioglycerol	96-27-5
Sodium dehydroacetate	4418-26-2
Ethyl 4-hydroxybenzoate	120-47-8
Ethyl Vanillin	121-32-4
Triacetin	102-76-1
Potassium sorbate	590-00-1
Triethyl citrate	77-93-0
(S)-(+)-Arginine	74-79-3
Glycine	56-40-6
(S)-(-)-Histidine	71-00-1
(S)-(+)-Lysine	56-87-1
Quinone	106-51-4
Naphthalene, 2-ethoxy-	93-18-5
Methanesulfonic Acid	75-75-2
DL-Tartaric Acid	133-37-9

TABLE 3-continued

Name	CAS #
Cyclamic acid	100-88-9
(S)-(-)-Phenylalanine	63-91-2
(S)-(-)-Tyrosine	60-18-4
Carvone	99-49-0
Ethyl butyrate	105-54-4
6-Methyl-5-hepten-2-one	110-93-0
Ethyl acetoacetate	141-97-9
Methyl benzoate	93-58-3
Phenylacetic Acid	103-82-2
Adipic acid	124-04-9
Ethyl benzoate	93-89-0
Benzyl benzoate	120-51-4
Pyruvic acid	127-17-3
Succinic acid	110-15-6
Indole	120-72-9
Methyl anthranilate	134-20-3
Diethyl malonate	105-53-3
Niacin	59-67-6
Meso-inositol	87-89-8
4-Aminobenzoic acid	150-13-0
Anisole	100-66-3
Urea	57-13-6
Pyrrolidine	123-75-1
Cyclopentanone	120-92-3
Acetic anhydride	108-24-7
Benzophenone	119-61-9
D-(-)-Fructose	57-48-7
D-(+)-Xylose	58-86-6
o-Methoxybenzoic Acid	579-75-9
linalool	78-70-6
ethyl isovalerate	108-64-5
1,1'-Azobisformamide	123-77-3
6-Methylcoumarin	92-48-8
acetoin	513-86-0
alpha-Phellandrene	99-83-2
Cymene	99-87-6
Dimethyl Succinate	106-65-0
p-Anisaldehyde	123-11-5
Phenyl ether	101-84-8
Tetrahydro-2-furanmethanol	97-99-4
Valeric Acid	109-52-4
3,4-xylenol	95-65-8
1,1-diethoxyethane	105-57-7
ethyl butyraldehyde	97-96-1
Ethyl crotonate	623-70-1
ethyl isobutyrate	97-62-1
methyl isovalerate	556-24-1
methyl propionate	554-12-1
methyl valeraldehyde	123-15-9
4-(2,6,6-Trimethyl-2-cyclohexen-1-yl)-3-buten-2-one	127-41-3
4-(2,6,6-trimethyl-1-cyclohexen-1-yl)-3-buten-2-one	14901-07-6
Maleic acid	110-16-7
3-Methylbutanoic acid	503-74-2
L-Glutamic Acid	56-86-0
D-limonene	5989-27-5
1-Phenyl-1-propanol	93-54-9
2'-Hydroxyacetophenone	118-93-4
2,4-Dihydroxybenzoic Acid	89-86-1
2-Phenyl-1-propanol	1123-85-9
3-Phenylpropionic Acid	501-52-0
4-Ethoxyphenol	622-62-8
Alpha-Terpineol	98-55-5
Benzaldehyde Dimethylacetal	1125-88-8
Benzyl Ether	103-50-4
Benzyl Formate	104-57-4
Benzyl Salicylate	118-58-1
Cinnamyl Alcohol	104-54-1
D-(+)-Glucono-1,5-lactone	4253-68-3
D-Isoascorbic Acid	89-65-6
2,3-Naphthalenediol	92-44-4
Diethyl Succinate	123-25-1
Ethyl 2-Aminobenzoate	87-25-2
Ethyl Cinnamate	103-36-6
Ethyl Phenylacetate	101-97-3
Ethyl Salicylate	118-61-6

TABLE 3-continued

Name	CAS #
gamma-Valerolactone	108-29-2
Hydroquinone Dimethyl Ether	150-78-7
Isocaproic Acid	646-07-1
Isoeugenol	97-54-1
Isopropyl Benzoate	939-48-0
L-(+)-Isoleucine	73-32-5
L-Malic acid	97-67-6
L-2-Aminopropionic Acid	56-41-7
L-Carnitine	541-15-1
L-Glutamine	56-85-9
L-Hydroxyproline	51-35-4
L-Proline	147-85-3
L-Serine	56-45-1
L-Threonine	72-19-5
L-Valine	72-18-4
Phenoxyacetic Acid	122-59-8
Veratrole	91-16-7
2-Ethylbutyric acid	88-09-5
2-Methylpyrazine	109-08-0
o-methoxybenzaldehyde	135-02-4
L-Leucine	61-90-5
L-Asparagine	70-47-3
propiophenone	93-55-0
5-isopropyl-2-methyl-phenol	499-75-2
Xylitol	87-99-0
ethyl 4-oxopentanoate	539-88-8
methyl cinnamate	103-26-4
cumic alcohol	536-60-7
methyl 2-naphthyl ketone	93-08-3
1-methyl-4-(1-methylethyl)-1,4-Cyclohexadiene	99-85-4
en - ethylene diamine	
Caffeine	58-08-2
5-methylfurfural	620-02-0
furfuryl acetate	623-17-6
terpinen-4-ol	10482-56-1
phenylethanal	122-78-1
4'-Methoxyacetophenone	100-06-1
D-Fenchone	4695-62-9
1-Methoxy-4-methylbenzene	104-93-8
o-methylanisole	578-58-5
Acetylacetaldehyde dimethyl acetal	5436-21-5
p-methylacetophenone	122-00-9
Methyl phenylacetate	101-41-7
4-Ethoxybenzaldehyde	10031-82-0
p-tolyl acetate	140-39-6
2,6-Dimethoxyphenol	91-10-1
Methyl 2-methoxybenzoate	606-45-1
alpha-methylcinnamaldehyde	101-39-3
2-methoxycinnamaldehyde	60125-24-8
Potassium bicarbonate	298-14-6
piperonyl acetate	326-61-4
2,3-hexanedione	3848-24-6
furfural acetone	623-15-4
trans beta-(2-furyl)acrolein	623-30-3
carveol	99-48-9
Methyl nicotinate	93-60-7
Ethyl benzoylacetate	94-02-0
Methyl 4-methoxybenzoate	121-98-2
Levulinic acid	123-76-2
m-Dimethoxybenzene	151-10-0
2-acetylpyridine	1122-62-9
tetramethyl-pyrazine	1124-11-4
2,3-dimethyl-pyrazine	5910-89-4
trimethyl-pyrazine	14667-55-1
2-ethyl-3-methyl-pyrazine	15707-23-0
5-Methyl-3H-furan-2-one	591-12-8
2-Methoxy-4-methylphenol	93-51-6
piperazine	110-85-0
2-Methoxy-4-propylphenol	2785-87-7
Naphthalene,2-(2-methylpropoxy)-	2173-57-1
2-Acetyl-1-methylpyrrole	932-16-1
3,3-Dimethylacrylic acid	541-47-9
Ethyl sorbate	2396-84-1
4-(4-Hydroxyphenyl)-2-butanone	5471-51-2

TABLE 3-continued

Name	CAS #
4-Methoxyphenylacetone	122-84-9
(-)-Myrtenal	564-94-3
3-Phenylpropionaldehyde	104-53-0
1-Phenylethyl propionate	120-45-6
2-Methyltetrahydrofuran-3-one	3188-00-9
Cinnamyl acetate	103-54-8
Styryllyl acetate	93-92-5
Ethyl 4-methoxybenzoate	94-30-4
Benzyl propionate	122-63-4
Phenylpyruvate	156-06-9
furaneol	3658-77-3
methyl 2-methylbutanoate	868-57-5
Benzeneacetaldehyde, alpha-methyl-	93-53-8
Dimethyl anthranilate	85-91-6
1,1-Dimethoxy-2-phenylpropane	90-87-9
4-hexanolide	695-06-7
Dimethylbenzylcarbinyl acetate	151-05-3
Benzyl isobutyrate	103-28-6
Acetyl isoeugenol	93-29-8
2-Acetyl-5-methyl furan	1193-79-9
Alpha-methyl-p isopropylphenylpropanaldehyde	103-95-7
Benzylcarbinyl formate	104-62-1
p-Cresyl alpha-toluate	101-94-0
Potassium bisulfate	7646-93-7
Potassium carbonate	584-08-7
Potassium chloride	7447-40-7
Potassium hydroxide	1310-58-3
Ethyl tiglate	5837-78-5
Nerol oxide	1786-08-9
DL-Tetrahydrofurfuryl propionate	637-65-0
Benzaldehyde propylene glycol acetal	2568-25-4
2-Methyl-3-(2-furyl) acrolein	874-66-8
vanillin	121-33-5
Cholic acid	81-25-4
R-Carvone	6485-40-1
Potassium nitrate	7757-79-1
Potassium permanganate	7722-64-7
Potassium persulfate	7727-21-1
Potassium phosphate, dibasic	2139900
Potassium Phosphate Monobasic	7778-77-0
Potassium sulfate	7778-80-5
Sodium bicarbonate	144-55-8
Sodium bisulfite	7631-90-5
Sodium carbonate	497-19-8
Sodium chloride	7647-14-5
Sodium dithionite	7775-14-6
Sodium hydroxide	1310-73-2
Sodium nitrite	7632-00-0
Sodium Pyrophosphate	7722-88-5
Sodium sulfate	7757-82-6
Sodium sulfite	7757-83-7
Sodium thiocyanate	540-72-7
Calcium Carbonate	471-34-1
Calcium chloride	10043-52-4
Calcium gluconate	299-28-5
Calcium hydroxide	1305-62-0
Calcium phosphate, dibasic	7757-93-9
Calcium sulfate	7778-18-9
N-Methyl-D-glucamine	6284-40-8
Calcium oxide	1305-78-8
Calcium Phosphate Monobasic	7758-23-8
Magnesium chloride hexahydrate	7791-18-6
Magnesium sulfate	7487-88-9
Magnesium Sulfate Heptahydrate	10034-99-8
Aluminum chloride hexahydrate	7784-13-6
aluminum nitrate nonahydrate	7784-27-2
Aluminum potassium sulfate, dodecahydrate	7784-24-9
Aluminum sulfate, octadecahydrate	7784-31-8
(S)-(-)-Cysteine	52-90-4
p-Toluenesulfonic Acid	104-15-4
Potassium bitartrate	868-14-4

TABLE 3-continued

Name	CAS #
DL-aspartic acid	617-45-8
p-Dimethylaminobenzaldehyde	100-10-7
Sodium salicylate	54-21-7
Benzoin	119-53-9
Sodium dodecyl sulfate	151-21-3
L-Menthol	2216-51-5
Tiron	149-45-1
Riboflavin	83-88-5
Sodium Acetate Trihydrate	6131-90-4
Disodium Succinate Hexahydrate	6106-21-4
Disodium ethylenediaminetetraacetate dihydrate	6381-92-6
sodium citrate, dihydrate	1545801
Sodium potassium tartrate, tetrahydrate	6381-59-5
L-(+)-Arginine monohydrochloride	1119-34-2
Ethylenediamine dihydrochloride	333-18-6
Sodium formate	141-53-7
Sodium acetate	127-09-3
Potassium acetate	127-08-2
Ammonium citrate	3012-65-5
Ammonium bicarbonate	1066-33-7
Ammonium chloride	12125-02-9
Ammonium nitrate	6484-52-2
Ammonium persulfate	7727-54-0
Ammonium sulfate	7783-20-2
Zinc chloride	7646-85-7
Sulfuric acid, zinc salt (1:1), heptahydrate	7446-20-0
Sodium Tripolyphosphate	7758-29-4
ammonium benzoate	1863-63-4
ammonium bisulfite	10192-30-0
1,5-Naphthalenedisulfonic Acid Disodium Salt	1655-29-4
4-Hydroxybenzoic Acid	99-96-7
Diphenylacetic Acid	117-34-0
Glutaric Acid	110-94-1
L-(-)-Fructose	2438-80-4
L-Cysteine Hydrochloride	52-89-1
L-Histidine Hydrochloride Monohydrate	1880304
o-Toluic Acid	118-90-1
Pivalic Acid	75-98-9
Pyruvic Acid Sodium Salt	113-24-6
Potassium bromide	2139626
Sodium Dithionate Dihydrate	7631-94-9
Sodium Malonate	141-95-7
Trisodium Citrate	68-04-2
Potassium Sodium Tartrate	304-59-6
Potassium Citrate	866-84-2
D-Maltose Monohydrate	6363-53-7
Cyclohexaamylose	10016-20-3
Dodecyl sulfate, lithium salt	2044-56-6
Manganese chloride methyl-urea	2145076
beta-Cyclodextrin	598-50-5
Triphosphoric acid, pentapotassium salt	7585-39-9
Glycine ethyl ester hydrochloride	13845-36-8
L-Histidine methyl ester dihydrochloride	623-33-6
L-Leucine methyl ester hydrochloride	7389-87-9
D-Lysine hydrochloride	7517-19-3
2-Naphthalenesulfonic acid sodium salt	7274-88-6
calcium nitrate tetrahydrate	532-02-5
Vitamin B1	13477-34-4
Zinc Acetate Dihydrate	59-43-8
Potassium fluoride	5970-45-6
Potassium iodate	7789-23-3
Potassium iodide	2139718
Potassium thiocyanate	7681-11-0
	333-20-0

TABLE 3-continued

Name	CAS #	
Sodium bromide	7647-15-6	5
Sodium fluoride	7681-49-4	
Sodium iodide	7681-82-5	
Sodium nitrate	7631-99-4	
Calcium acetate	5743-26-0	
Trichloroacetic acid	76-03-9	
Ammonium acetate	631-61-8	10
Ammonium fluoride	12125-01-8	
DL-malic acid	617-48-1	
t-Butyl Alcohol	75-65-0	
beta-Alanine	107-95-9	
(S)-(-)-Tryptophan	73-22-3	
Malonic acid	141-82-2	15
Phenethylamine	64-04-0	
Salicylaldehyde	90-02-8	
Sodium benzoate	532-32-1	
Mandelic acid	90-64-2	
Calcium pantothenate	137-08-6	
Chloroacetic Acid	79-11-8	20
Ethanol Amine	141-43-5	
Salicylic acid	69-72-7	
Saccharin sodium	128-44-9	
Thiamine hydrochloride	67-03-8	
2,2'-Oxybisethanol	111-46-6	
Resorcinol	108-46-3	25
2-Amino-2-(hydroxymethyl)-1,3-propanediol	77-86-1	
2,5-Dimethylphenol	95-87-4	
Ammonium Phosphate Monobasic	7722-76-1	
1,3-Butanediol	107-88-0	
Glycolic Acid	79-14-1	
Sodium Gluconate	527-07-1	30
Terephthalic Acid	100-21-0	
L-Ascorbic Acid Sodium Salt	134-03-2	
3-Acetyl-6-methyl-2,4-pyrandione	520-45-6	
Calcium Acetate	62-54-4	
Nicotinamide	98-92-0	35
1-Hydroxy-2-naphthoic Acid	86-48-6	
2-Isopropylphenol	88-69-7	
4-Aminosalicylic Acid	65-49-6	
Calcium Glycerophosphate	27214-00-2	
Erythorbic Acid Sodium Salt	7378-23-6	
Gluconic Acid Potassium Salt	299-27-4	
Orotic Acid	65-86-1	40
p-Anise Alcohol	105-13-5	
Potassium Benzoate	582-25-2	
Taurine	107-35-7	
Thiamine Nitrate	532-43-4	
3,3,5-Trimethyl-1-cyclohexanol	116-02-9	
tert-Butylhydroquinone	1948-33-0	45
Sulfosalicylic acid	97-05-2	
Gallic acid	149-91-7	
L-borneol	464-45-9	
Isoborneol	124-76-5	
2,5-Dihydroxybenzoic acid, Gentisic acid	490-79-9	
5-hydroxy-6-methyl-3,4-pyridinedimethanol	65-23-6	50
Naphthalene-2-sulfonic acid	120-18-3	
Ethanesulfonic acid, 2-hydroxy-, monosodium salt	1562-00-1	
Pamoic acid	130-85-8	55
2,4-Dimethylphenol	105-67-9	
3,5-Dihydroxyacetophenone	51863-60-6	
Eugenol	97-53-0	
n-Butyric Acid	107-92-6	
Hydroquinone	123-31-9	
Propionic Acid	79-09-4	60
meta-Phenylenediamine	108-45-2	
Oxalic Acid	144-62-7	
n-Hexanoic Acid	142-62-1	
2-Furancarboxylic Acid	88-14-2	
4'-Nitroacetanilide	104-04-1	
D-(-)-Tartaric Acid	147-71-7	65
p-Acetamidobenzoic Acid	556-08-1	
Galactaric acid	526-99-8	

TABLE 3-continued

Name	CAS #
D-glucuronate	1700908
Lactobionic acid	96-82-2
p-Formylacetanilide	122-85-0
2-Mercaptobenzoic acid	147-93-3
Propanoic acid, 2-hydroxy-, calcium salt (2:1), (S)-	28305-25-1
D(+)-10-Camphorsulfonic acid	3144-16-9
3-Cyclopentylpropionic acid	140-77-2
1R-(-)-Camphorsulfonic acid	35963-20-3
DL-Lysine	70-54-2
Cinnamic acid	621-82-9
Triethanolamine	102-71-6
Acetic Acid	64-19-7
Dichloroacetic Acid	79-43-6
Diethylamine	109-89-7
Diethylaminoethanol	100-37-8
N-(2-Hydroxyethyl)Morpholine	622-40-2
Octanoic Acid	124-07-2
isobutyric acid	79-31-2
Anisic Acid	100-09-4
Betaine	107-43-7
Enanthoic Acid	111-14-8
Hippuric Acid	495-69-2
Tiglic Acid	80-59-1
Cyclohexanecarboxylic acid	98-89-5
m-Methoxybenzoic acid	586-38-9
D-(+)-Camphoric acid	124-83-4
N-(2-Hydroxyethyl)pyrrolidine	2955-88-6
Sodium Metabisulfite	7681-57-4
sodium hydrogen phosphate	7558-79-4
Sodium Phosphate Monobasic	7558-80-7
Sodium thiosulfate	7772-98-71
Orthoboric acid	10043-35-3
Diethanolamine	111-42-2
Benzaldehyde	100-52-7
Sorbic acid	110-44-1
L-(+)-Tartaric Acid	87-69-4
D-mannitol	69-65-8
Butyl paraben	94-26-8
Thymol	89-83-8
Methyl salicylate	119-36-8
Citric acid	77-92-9
Creatinine	60-27-5
Vitamin C	50-81-7
Benzoic Acid	65-85-0
Methyl 4-hydroxybenzoate	99-76-3
m-Cresol	108-39-4
p-Cresol	106-44-5
Aspirin	50-78-2
Phenol	108-95-2
Sucrose	57-50-1
Potassium citrate, monohydrate	1534146
Sodium acetate	127-09-3
Lactic acid	50-21-5
Propionic acid, sodium salt	65-85
Benzyl alcohol	100-51-6
Phenethyl alcohol	60-12-8
Cholesterol	57-88-5
D-Glucose	50-99-7
Sorbitol	50-70-4
Aspartame	22839-47-0
Saccharin	81-07-2
2,6-Di-tert-Butyl-p-Cresol	128-37-0
4-Chloro-3-methylphenol	59-50-7
glycerin	56-81-5
Propyl paraben	94-13-3
fumaric acid	110-17-8
dabco	280-57-9
p-Phenylenediamine	106-50-3
Anethole	4180-23-8
propyl gallate	121-79-9
L-monosodium glutamate	142-47-2
Butylated hydroxyanisole	25013-16-5
Cyclohexanol, 5-methyl-2-(1-methylethyl)-, (1alpha, 2beta, 5alpha)-	89-78-1
alpha-Thioglycerol	96-27-5

TABLE 3-continued

Name	CAS #	
Sodium dehydroacetate	4418-26-2	5
Ethyl 4-hydroxybenzoate	120-47-8	
Ethyl Vanillin	121-32-4	
Triacetin	102-76-1	
Potassium sorbate	590-00-1	
Triethyl citrate	77-93-0	
(S)-(+)-Arginine	74-79-3	10
Glycine	56-40-6	
(S)-(-)-Histidine	71-00-1	
(S)-(+)-Lysine	56-87-1	
Quinone	106-51-4	
Naphthalene, 2-ethoxy-	93-18-5	
Methanesulfonic Acid	75-75-2	15
DL-Tartaric Acid	133-37-9	
Cyclamic acid	100-88-9	
(S)-(-)-Phenylalanine	63-91-2	
(S)-(-)-Tyrosine	60-18-4	
Carvone	99-49-0	
Ethyl butyrate	105-54-4	20
6-Methyl-5-hepten-2-one	110-93-0	
Ethyl acetoacetate	141-97-9	
Methyl benzoate	93-58-3	
Phenylacetic Acid	103-82-2	
Adipic acid	124-04-9	
Ethyl benzoate	93-89-0	25
Benzyl benzoate	120-51-4	
Pyruvic acid	127-17-3	
Succinic acid	110-15-6	
Indole	120-72-9	
Methyl anthranilate	134-20-3	
Diethyl malonate	105-53-3	
Niacin	59-67-6	30
Meso-inositol	87-89-8	
4-Aminobenzoic acid	150-13-0	
Anisole	100-66-3	
Urea	57-13-6	
Pyrrolidine	123-75-1	
Cyclopentanone	120-92-3	35
Acetic anhydride	108-24-7	
Benzophenone	119-61-9	
D-(-)-Fructose	57-48-7	
D-(+)-Xylose	58-86-6	
o-Methoxybenzoic Acid	579-75-9	
linalool	78-70-6	40
ethyl isovalerate	108-64-5	
1,1'-Azobisformamide	123-77-3	
6-Methylcoumarin	92-48-8	
acetoin	513-86-0	
alpha-Phellandrene	99-83-2	
Cymene	99-87-6	
Dimethyl Succinate	106-65-0	45
p-Anisaldehyde	123-11-5	
Phenyl ether	101-84-8	
Tetrahydro-2-furanmethanol	97-99-4	
Valeric Acid	109-52-4	
3,4-xylenol	95-65-8	
1,1-diethoxyethane	105-57-7	50
ethyl butyraldehyde	97-96-1	
Ethyl crotonate	623-70-1	
ethyl isobutyrate	97-62-1	
methyl isovalerate	556-24-1	
methyl propionate	554-12-1	
methyl valeraldehyde	123-15-9	55
4-(2,6,6-Trimethyl-2-cyclohexen-1-yl)-3-buten-2-one	127-41-3	
4-(2,6,6-trimethyl-1-cyclohexen-1-yl)-3-buten-2-one	14901-07-6	
Maleic acid	110-16-7	
3-Methylbutanoic acid	503-74-2	
L-Glutamic Acid	56-86-0	60
D-limonene	5989-27-5	
1-Phenyl-1-propanol	93-54-9	
2'-Hydroxyacetophenone	118-93-4	
2,4-Dihydroxybenzoic Acid	89-86-1	
2-Phenyl-1-propanol	1123-85-9	
3-Phenylpropionic Acid	501-52-0	65
4-Ethoxyphenol	622-62-8	

TABLE 3-continued

Name	CAS #
Alpha-Terpineol	98-55-5
Benzaldehyde Dimethylacetal	1125-88-8
Benzyl Ether	103-50-4
Benzyl Formate	104-57-4
Benzyl Salicylate	118-58-1
Cinnamyl Alcohol	104-54-1
D-(+)-Glucono-1,5-lactone	4253-68-3
D-Isoascorbic Acid	89-65-6
2,3-Naphthalenediol	92-44-4
Diethyl Succinate	123-25-1
Ethyl 2-Aminobenzoate	87-25-2
Ethyl Cinnamate	103-36-6
Ethyl Phenylacetate	101-97-3
Ethyl Salicylate	118-61-6
gamma-Valerolactone	108-29-2
Hydroquinone Dimethyl Ether	150-78-7
Isocaproic Acid	646-07-1
Isoeugenol	97-54-1
Isopropyl Benzoate	939-48-0
L-(+)-Isoleucine	73-32-5
L-Malic acid	97-67-6
L-2-Aminopropionic Acid	56-41-7
L-Carnitine	541-15-1
L-Glutamine	56-85-9
L-Hydroxyproline	51-35-4
L-Proline	147-85-3
L-Serine	56-45-1
L-Threonine	72-19-5
L-Valine	72-18-4
Phenoxyacetic Acid	122-59-8
Veratrole	91-16-7
2-Ethylbutyric acid	88-09-5
2-Methylpyrazine	109-08-0
o-methoxybenzaldehyde	135-02-4
L-Leucine	61-90-5
L-Asparagine	70-47-3
propiofenone	93-55-0
5-isopropyl-2-methyl-phenol	499-75-2
Xylitol	87-99-0
ethyl 4-oxopentanoate	539-88-8
methyl cinnamate	103-26-4
cumic alcohol	536-60-7
methyl 2-naphthyl ketone	93-08-3
1-methyl-4-(1-methylethyl)-1,4-Cyclohexadiene	99-85-4
en-ethylene diamine	
Caffeine	58-08-2
5-methylfurfural	620-02-0
furfuryl acetate	623-17-6
terpinen-4-ol	10482-56-1
phenylethanal	122-78-1
4'-Methoxyacetophenone	100-06-1
D-Fenchone	4695-62-9
1-Methoxy-4-methylbenzene	104-93-8
o-methylanisole	578-58-5
Acetylacetaldehyde dimethyl acetal	5436-21-5
p-methylacetophenone	122-00-9
Methyl phenylacetate	101-41-7
4-Ethoxybenzaldehyde	10031-82-0
p-tolyl acetate	140-39-6
2,6-Dimethoxyphenol	91-10-1
Methyl 2-methoxybenzoate	606-45-1
alpha-methylcinnamaldehyde	101-39-3
2-methoxycinnamaldehyde	60125-24-8
Potassium bicarbonate	298-14-6
piperonyl acetate	326-61-4
2,3-hexanedione	3848-24-6
furfural acetone	623-15-4
trans beta-(2-furyl)acrolein	623-30-3
carveol	99-48-9
Methyl nicotinate	93-60-7
Ethyl benzoylacetate	94-02-0
Methyl 4-methoxybenzoate	121-98-2
Levulinic acid	123-76-2
m-Dimethoxybenzene	151-10-0
2-acetylpyridine	1122-62-9

TABLE 3-continued

Name	CAS #	
tetramethyl-pyrazine	1124-11-4	5
2,3-dimethyl-pyrazine	5910-89-4	
trimethyl-pyrazine	14667-55-1	
2-ethyl-3-methyl-pyrazine	15707-23-0	
5-Methyl-3H-furan-2-one	591-12-8	
2-Methoxy-4-methylphenol	93-51-6	
piperazine	110-85-0	10
2-Methoxy-4-propylphenol	2785-87-7	
Naphthalene, 2-(2-methylpropoxy)-	2173-57-1	
2-Acetyl-1-methylpyrrole	932-16-1	
3,3-Dimethylacrylic acid	541-47-9	
Ethyl sorbate	2396-84-1	15
4-(4-Hydroxyphenyl)-2-butanone	5471-51-2	
4-Methoxyphenylacetone	122-84-9	
(-)-Myrtenal	564-94-3	
3-Phenylpropionaldehyde	104-53-0	
1-Phenylethyl propionate	120-45-6	
2-Methyltetrahydrofuran-3-one	3188-00-9	20
Cinnamyl acetate	103-54-8	
Styryl acetate	93-92-5	
Ethyl 4-methoxybenzoate	94-30-4	
Benzyl propionate	122-63-4	
Phenylpyruvate	156-06-9	
furaneol	3658-77-3	
methyl 2-methylbutanoate	868-57-5	25
Benzeneacetaldehyde, alpha-methyl-	93-53-8	
Dimethyl anthranilate	85-91-6	
1,1-Dimethoxy-2-phenylpropane	90-87-9	
4-hexanolide	695-06-7	
Dimethylbenzylcarbinyl acetate	151-05-3	30
Benzyl isobutyrate	103-28-6	
Acetyl isoeugenol	93-29-8	
2-Acetyl-5-methyl furan	1193-79-9	
Alpha-methyl-p-isopropylphenylpropanaldehyde	103-95-7	
Benzylcarbinyl formate	104-62-1	35
p-Cresyl alpha-toluate	101-94-0	
Potassium bisulfate	7646-93-7	
Potassium carbonate	584-08-7	
Potassium chloride	7447-40-7	
Potassium hydroxide	1310-58-3	
Ethyl tiglate	5837-78-5	40
Nerol oxide	1786-08-9	
DL-Tetrahydrofurfuryl propionate	637-65-0	
Benzaldehyde propylene glycol acetal	2568-25-4	
2-Methyl-3-(2-furyl) acrolein	874-66-8	45
vanillin	121-33-5	
Cholic acid	81-25-4	
R-Carvone	6485-40-1	
Potassium nitrate	7757-79-1	
Potassium permanganate	7722-64-7	
Potassium persulfate	7727-21-1	
Potassium phosphate, dibasic	2139900	50
Potassium Phosphate Monobasic	7778-77-0	
Potassium sulfate	7778-80-5	
Sodium bicarbonate	144-55-8	
Sodium bisulfite	7631-90-5	
Sodium carbonate	497-19-8	
Sodium chloride	7647-14-5	55
Sodium dithionite	7775-14-6	
Sodium hydroxide	1310-73-2	
Sodium nitrite	7632-00-0	
Sodium Pyrophosphate	7722-88-5	
Sodium sulfate	7757-82-6	
Sodium sulfite	7757-83-7	60
Sodium thiocyanate	540-72-7	
Calcium Carbonate	471-34-1	
Calcium chloride	10043-52-4	
Calcium gluconate	299-28-5	
Calcium hydroxide	1305-62-0	
Calcium phosphate, dibasic	7757-93-9	
Calcium sulfate	7778-18-9	65
N-Methyl-D-glucamine	6284-40-8	

TABLE 3-continued

Name	CAS #
Calcium oxide	1305-78-8
Calcium Phosphate Monobasic	7758-23-8
Magnesium chloride hexahydrate	7791-18-6
Magnesium sulfate	7487-88-9
Magnesium Sulfate Heptahydrate	10034-99-8
Aluminum chloride hexahydrate	7784-13-6
aluminum nitrate nonahydrate	7784-27-2
Aluminum potassium sulfate, dodecahydrate	7784-24-9
Aluminum sulfate, octadecahydrate	7784-31-8
(S)-(-)-Cysteine	52-90-4
p-Toluenesulfonic Acid	104-15-4
Potassium bitartrate	868-14-4
DL-aspartic acid	617-45-8
p-Dimethylaminobenzaldehyde	100-10-7
Sodium salicylate	54-21-7
Benzoin	119-53-9
Sodium dodecyl sulfate	151-21-3
L-Menthol	2216-51-5
Tiron	149-45-1
Riboflavin	83-88-5
Sodium Acetate Trihydrate	6131-90-4
Disodium Succinate Hexahydrate	6106-21-4
Disodium ethylenediaminetetraacetate dihydrate	6381-92-6
sodium citrate, dihydrate	1545801
Sodium potassium tartrate, tetrahydrate	6381-59-5
L-(+)-Arginine monohydrochloride	1119-34-2
Ethylenediamine dihydrochloride	333-18-6
Sodium formate	141-53-7
Sodium acetate	127-09-3
Potassium acetate	127-08-2
Ammonium citrate	3012-65-5
Ammonium bicarbonate	1066-33-7
Ammonium chloride	12125-02-9
Ammonium nitrate	6484-52-2
Ammonium persulfate	7727-54-0
Ammonium sulfate	7783-20-2
Zinc chloride	7646-85-7
Sulfuric acid, zinc salt (1:1), heptahydrate	7446-20-0
Sodium Tripolyphosphate	7758-29-4
ammonium benzoate	1863-63-4
ammonium bisulfite	10192-30-0
1,5-Naphthalenedisulfonic Acid Disodium Salt	1655-29-4
4-Hydroxybenzoic Acid	99-96-7
Diphenylacetic Acid	117-34-0
Glutaric Acid	110-94-1
L-(-)-Fucose	2438-80-4
L-Cysteine Hydrochloride	52-89-1
L-Histidine Hydrochloride Monohydrate	1880304
o-Toluic Acid	118-90-1
Pivalic Acid	75-98-9
Pyruvic Acid Sodium Salt	113-24-6
Potassium bromide	2139626
Sodium Dithionate Dihydrate	7631-94-9
Sodium Malonate	141-95-7
Trisodium Citrate	68-04-2
Potassium Sodium Tartrate	304-59-6
Potassium Citrate	866-84-2
D-Maltose Monohydrate	6363-53-7
Cyclohexaamylose	10016-20-3
Dodecyl sulfate, lithium salt	2044-56-6
Manganese chloride	2145076
methyl-urea	598-50-5
beta-Cyclodextrin	7585-39-9
Triphosphoric acid, pentapotassium salt	13845-36-8
Glycine ethyl ester hydrochloride	623-33-6

TABLE 3-continued

Name	CAS #
L-Histidine methyl ester dihydrochloride	7389-87-9
L-Leucine methyl ester hydrochloride	7517-19-3
D-Lysine hydrochloride	7274-88-6
2-Naphthalenesulfonic acid sodium salt	532-02-5
calcium nitrate tetrahydrate	13477-34-4
Vitamin B1	59-43-8
Zinc Acetate Dihydrate	5970-45-6
Potassium fluoride	7789-23-3
Potassium iodate	2139718
Potassium iodide	7681-11-0
Potassium thiocyanate	333-20-0
Sodium bromide	7647-15-6
Sodium fluoride	7681-49-4
Sodium iodide	7681-82-5
Sodium nitrate	7631-99-4
Calcium acetate	5743-26-0
Trichloroacetic acid	76-03-9
Ammonium acetate	631-61-8
Ammonium fluoride	12125-01-8
DL-malic acid	617-48-1
t-Butyl Alcohol	75-65-0
beta-Alanine	107-95-9
(S)-(-)-Tryptophan	73-22-3
Malonic acid	141-82-2
Phenethylamine	64-04-0
Salicylaldehyde	90-02-8
Sodium benzoate	532-32-1
Mandelic acid	90-64-2
Calcium pantothenate	137-08-6
Chloroacetic Acid	79-11-8
Ethanol Amine	141-43-5
Salicylic acid	69-72-7
Saccharin sodium	128-44-9
Thiamine hydrochloride	67-03-8
2,2'-Oxybisethanol	111-46-6
Resorcinol	108-46-3
2-Amino-2-(hydroxymethyl)-1,3-propanediol	77-86-1
2,5-Dimethylphenol	95-87-4
Ammonium Phosphate Monobasic	7722-76-1
1,3-Butanediol	107-88-0
Glycolic Acid	79-14-1
Sodium Gluconate	527-07-1
Terephthalic Acid	100-21-0
L-Ascorbic Acid Sodium Salt	134-03-2
3-Acetyl-6-methyl-2,4-pyridinedione	520-45-6
Calcium Acetate	62-54-4
Nicotinamide	98-92-0
1-Hydroxy-2-naphthoic Acid	86-48-6
2-Isopropylphenol	88-69-7
4-Aminosalicylic Acid	65-49-6
Calcium Glycerophosphate	27214-00-2
Erythorbic Acid Sodium Salt	7378-23-6
Gluconic Acid Potassium Salt	299-27-4
Orotic Acid	65-86-1
p-Anise Alcohol	105-13-5
Potassium Benzoate	582-25-2
Taurine	107-35-7
Thiamine Nitrate	532-43-4
3,3,5-Trimethyl-1-cyclohexanol	116-02-9
tert-Butylhydroquinone	1948-33-0
Sulfosalicylic acid	97-05-2
Galic acid	149-91-7
L-borneol	464-45-9
Isoborneol	124-76-5
2,5-Dihydroxybenzoic acid, Gentic acid	490-79-9
5-hydroxy-6-methyl-3,4-pyridinedimethanol	65-23-6
Naphthalene-2-sulfonic acid	120-18-3
Ethanesulfonic acid, 2-hydroxy-, monosodium salt	1562-00-1
Pamoic acid	130-85-8

TABLE 3-continued

Name	CAS #
2,4-Dimethylphenol	105-67-9
3,5-Dihydroxyacetophenone	51863-60-6
Eugenol	97-53-0
n-Butyric Acid	107-92-6
Hydroquinone	123-31-9
Propionic Acid	79-09-4
meta-Phenylenediamine	108-45-2
Oxalic Acid	144-62-7
n-Hexanoic Acid	142-62-1
2-Furancarboxylic Acid	88-14-2
4'-Nitroacetanilide	104-04-1
D-(-)-Tartaric Acid	147-71-7
p-Acetamidobenzoic Acid	556-08-1
Galactaric acid	526-99-8
D-glucuronate	1700908
Lactobionic acid	96-82-2
p-Formylacetanilide	122-85-0
2-Mercaptobenzoic acid	147-93-3
Propanoic acid, 2-hydroxy-, calcium salt (2:1), (S)-	28305-25-1
D(+)-10-Camphorsulfonic acid	3144-16-9
3-Cyclopentylpropionic acid	140-77-2
1R(-)-Camphorsulfonic acid	35963-20-3
DL-Lysine	70-54-2
Cinnamic acid	621-82-9
Triethanolamine	102-71-6
Acetic Acid	64-19-7
Dichloroacetic Acid	79-43-6
Diethylamine	109-89-7
Diethylaminoethanol	100-37-8
N-(2-Hydroxyethyl)Morpholine	622-40-2
Octanoic Acid	124-07-2
isobutyric acid	79-31-2
Anisic Acid	100-09-4
Betaine	107-43-7
Enanthoic Acid	111-14-8
Hippuric Acid	495-69-2
Tiglic Acid	80-59-1
Cyclohexanecarboxylic acid	98-89-5
m-Methoxybenzoic acid	586-38-9
D-(+)-Camphoric acid	124-83-4
N-(2-Hydroxyethyl)pyrrolidine	2955-88-6

TABLE 4

Crystal data and structure refinement for
Fluoxetine HCl:Benzoic acid (1:1).

45	Identification code	Fluoxetine HCl:Benzoic acid (1:1)
	Empirical formula	C ₂₄ H ₂₅ Cl F ₃ N O ₃
	Formula weight	467.90
	Temperature	100(2) K
	Wavelength	0.71073 Å
50	Crystal system	Monoclinic
	Space group	P2(1)/n
	Unit cell dimensions	a = 14.806(5) Å α = 90°. b = 13.179(4) Å β = 97.738(13)°. c = 24.417(7) Å γ = 90°.
	Volume	4721(2) Å ³
55	Z	8
	Density (calculated)	1.317 Mg/m ³
	Absorption coefficient	0.210 mm ⁻¹
	F(000)	1952
	Crystal size	0.47 × 0.15 × 0.10 mm ³
	Theta range for data collection	1.52 to 33.07°.
60	Index ranges	-22 ≤ h ≤ 22, -20 ≤ k ≤ 20, -37 ≤ l ≤ 37
	Reflections collected	82494
	Independent reflections	17030 [R(int) = 0.0751]
	Completeness to theta = 33.07°	95.0%
	Absorption correction	None
	Refinement method	Full-matrix least-squares on F ²
65	Data/restraints/parameters	17030/0/581
	Goodness-of-fit on F ²	1.053

TABLE 4-continued

Crystal data and structure refinement for Fluoxetine HCl:Benzoic acid (1:1).	
Final R indices [I > 2sigma(I)]	R1 = 0.0853, wR2 = 0.1933
R indices (all data)	R1 = 0.1330, wR2 = 0.2168
Largest diff. peak and hole	2.571 and -0.689 e · Å ⁻³

TABLE 5

Crystal data and structure refinement for Fluoxetine HCl-succinic acid (2:1).	
Identification code	Fluoxetine HCl-succinic acid (2:1)
Empirical formula	C38 H42 C12 F6 N2 O6
Formula weight	807.64
Temperature	100(2) K
Wavelength	0.71073 Å
Crystal system	Orthorhombic
Space group	Pbcn
Unit cell dimensions	a = 26.620(2) Å α = 90°. b = 7.2147(7) Å β = 90°. c = 20.8315(19) Å γ = 90°.
Volume	4000.8(6) Å ³
Z	4
Density (calculated)	1.341 Mg/m ³
Absorption coefficient	0.236 mm ⁻¹
F(000)	1680
Crystal size	0.21 × 0.18 × 0.09 mm ³
Theta range for data collection	1.53 to 27.50°.
Index ranges	-34 ≤ h ≤ 34, -9 ≤ k ≤ 9, -26 ≤ l ≤ 27
Reflections collected	37123
Independent reflections	4600 [R(int) = 0.0748]
Completeness to theta = 27.50°	100.0%
Absorption correction	Semi-empirical from equivalents
Max. and min. transmission	1.000 and 0.813837
Refinement method	Full-matrix least-squares on F ²
Data/restraints/parameters	4600/0/249
Goodness-of-fit on F ²	1.156
Final R indices [I > 2sigma(I)]	R1 = 0.0786, wR2 = 0.1782
R indices (all data)	R1 = 0.0911, wR2 = 0.1852
Largest diff. peak and hole	0.682 and -0.499 e · Å ⁻³

TABLE 6

Crystal data and structure refinement for Nabumetone:2,3-naphthalenediol (1:1).	
Identification code	Nabumetone:2,3-naphthalenediol (1:1)
Empirical formula	C25 H24 O4
Formula weight	388.44
Temperature	100(2) K
Wavelength	1.54178 Å
Crystal system	Monoclinic
Space group	P2(1)/n
Unit cell dimensions	a = 17.1585(7) Å α = 90°. b = 5.5168(3) Å β = 91.319(3)°. c = 20.7083(9) Å γ = 90°.
Volume	1959.73(16) Å ³
Z	4
Density (calculated)	1.317 Mg/m ³
Absorption coefficient	0.710 mm ⁻¹
F(000)	824
Crystal size	0.21 × 0.08 × 0.025 mm ³
Theta range for data collection	3.31 to 66.15°.
Index ranges	-17 ≤ h ≤ 19, -6 ≤ k ≤ 5, -24 ≤ l ≤ 23
Reflections collected	8803
Independent reflections	3063 [R(int) = 0.0801]
Completeness to theta = 66.15°	89.1%
Absorption correction	None
Refinement method	Full-matrix least-squares on F ²
Data/restraints/parameters	3063/2/266
Goodness-of-fit on F ²	1.019

TABLE 6-continued

Crystal data and structure refinement for Nabumetone:2,3-naphthalenediol (1:1).	
Final R indices [I > 2sigma(I)]	R1 = 0.0528, wR2 = 0.1332
R indices (all data)	R1 = 0.1116, wR2 = 0.1692
Largest diff. peak and hole	0.277 and -0.325 e · Å ⁻³

TABLE 7

Crystal data and structure refinement for Fluoxetine HCl-fumaric acid (2:1).	
15 Identification code	a6g41m
Empirical formula	C38 H42 C12 F6 N2 O6
Formula weight	807.64
Temperature	173(2) K
Wavelength	1.54178 Å
Crystal system	Orthorhombic
Space group	Pbcn
20 Unit cell dimensions	a = 26.6914(8) Å α = 90°. b = 7.1807(3) Å β = 90°. c = 20.6546(7) Å γ = 90°.
Volume	3958.7 (2) Å ³
Z	4
25 Density (calculated)	1.355 Mg/m ³
Absorption coefficient	2.130 mm ⁻¹
F(000)	1680
Crystal size	0.20 × 0.14 × 0.08 mm ³
Theta range for data collection	3.31 to 58.93°.
Index ranges	-24 ≤ h ≤ 29, -7 ≤ k ≤ 7, -21 ≤ l ≤ 22
30 Reflections collected	15698
Independent reflections	2823 [R(int) = 0.1693]
Completeness to theta = 58.93°	99.7%
Absorption correction	None
Refinement method	Full-matrix least-squares on F ²
Data/restraints/parameters	2823/0/246
35 Goodness-of-fit on F ²	1.018
Final R indices [I > 2sigma(I)]	R1 = 0.0469, wR2 = 0.0927
R indices (all data)	R1 = 0.0940, wR2 = 0.1197
Largest diff. peak and hole	0.583 and -0.750 e · Å ⁻³

What is claimed is:

1. A method of screening for a cocrystal of a hydrochloric acid salt of an active agent, comprising the steps of:

45 selecting a carboxylic acid having at least 4 carbons to coordinate via hydrogen bonding with the chloride anion of the hydrochloric acid salt of the active agent, preparing a solution, melt, or physical mixture of the hydrochloric acid salt of the active agent and the carboxylic acid,

50 subjecting the solution or melt to a crystallization process, or the physical mixture to grinding, and

55 determining whether a cocrystal of the hydrochloric acid salt of the active agent and the carboxylic acid has formed.

2. The method of claim 1 wherein the carboxylic acid having at least 4 carbons is selected from benzoic acid, succinic acid, and fumaric acid.

60 3. The method of claim 1 wherein the active agent is an active pharmaceutical ingredient.

4. The method of claim 1 wherein the active agent is a nitrogen containing base.

65 5. The method of claim 4 wherein the nitrogen containing base is a tertiary amine.

6. The method of claim 4 wherein the nitrogen containing base is a secondary amine.

61

7. The method of claim 4 wherein the nitrogen containing base is a primary amine.

8. The method of claim 1 wherein x-ray diffraction is used to determine whether a cocrystal of the hydrochloric acid salt of the active agent and the carboxylic acid has formed.

9. The method of claim 1 wherein the preparing step comprises preparing a solution of the hydrochloric acid salt of the active agent and the carboxylic acid.

62

10. The method of claim 1 wherein the preparing step comprises preparing a melt of the hydrochloric acid salt of the active agent and the carboxylic acid.

11. The method of claim 1 wherein the preparing step comprises preparing a physical mixture of the hydrochloric acid salt of the active agent and the carboxylic acid.

* * * * *