

US007336787B2

(12) **United States Patent**  
**Unger et al.**

(10) **Patent No.:** **US 7,336,787 B2**  
(45) **Date of Patent:** **\*Feb. 26, 2008**

(54) **CRITICAL PACKET PARTIAL ENCRYPTION**

(75) Inventors: **Robert Allan Unger**, El Cajon, CA (US); **Brant L. Candelore**, Escondido, CA (US)

(73) Assignees: **Sony Corporation**, Tokyo (JP); **Sony Electronics Inc.**, Park Ridge, NJ (US)

(\*) Notice: Subject to any disclaimer, the term of this patent is extended or adjusted under 35 U.S.C. 154(b) by 1142 days.

This patent is subject to a terminal disclaimer.

(21) Appl. No.: **10/038,217**

(22) Filed: **Jan. 2, 2002**

(65) **Prior Publication Data**

US 2003/0026423 A1 Feb. 6, 2003

**Related U.S. Application Data**

(60) Provisional application No. 60/343,710, filed on Oct. 26, 2001, provisional application No. 60/304,131, filed on Jul. 10, 2001, provisional application No. 60/304,241, filed on Jul. 10, 2001, provisional application No. 60/296,673, filed on Jun. 6, 2001.

(51) **Int. Cl.**

**H04N 7/167** (2006.01)  
**H04N 7/16** (2006.01)  
**H04N 7/173** (2006.01)  
**G06F 12/14** (2006.01)  
**H04K 1/00** (2006.01)

(52) **U.S. Cl.** ..... **380/217**; 380/200; 380/201; 380/210; 713/189; 713/193; 705/57; 705/58; 705/59; 725/25; 725/31; 725/87

(58) **Field of Classification Search** ..... 380/217, 380/200, 201, 210; 713/189, 193; 705/57-59; 725/25, 31, 87

See application file for complete search history.

(56) **References Cited**

U.S. PATENT DOCUMENTS

3,852,519 A 12/1974 Court

(Continued)

FOREIGN PATENT DOCUMENTS

EP 0471373 2/1992

(Continued)

OTHER PUBLICATIONS

Yip et al, Partial-Encryption Technique for Intellectual Property Protection of FPGA-Based Products, 2000, IEEE, pp. 183-190.\*

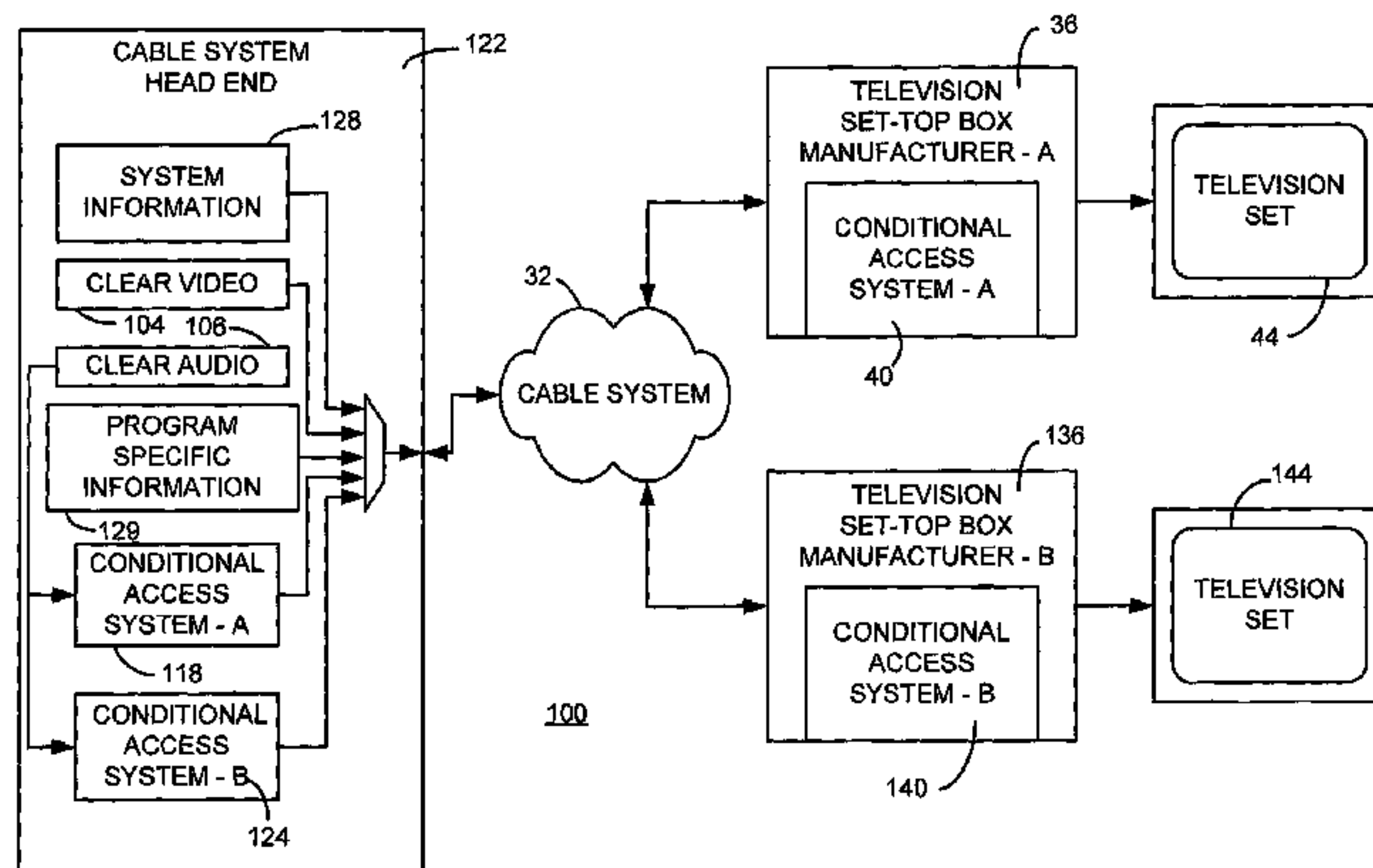
(Continued)

*Primary Examiner*—Ayaz Sheikh  
*Assistant Examiner*—Aravind K Moorthy  
(74) *Attorney, Agent, or Firm*—Miller Patent Services; Jerry A. Miller

(57) **ABSTRACT**

An encryption arrangement for multiple encryption of television programs. A system according to embodiments of the present invention multiple encrypts only a portion of the data required for full presentation of a television program to permit coexistence of multiple conditional access encryption systems associated with multiple manufacturer's set-top boxes within a single system. In one embodiment, only critical packets such as those carrying a payload incorporating packetized elementary stream header information is encrypted. By only encrypting a portion of the program, dramatically less bandwidth is consumed than the alternative of multiple encryption of all program data, thus permitting a larger number of programs to be carried over the same bandwidth while permitting coexistence of multiple conditional access systems in a single cable television system.

**165 Claims, 16 Drawing Sheets**



U.S. PATENT DOCUMENTS					
			5,555,305 A	9/1996	Robinson et al.
4,381,519 A	4/1983	Wilkinson et al.	5,561,713 A	10/1996	Suh
4,419,693 A	12/1983	Wilkinson	5,568,552 A	10/1996	Davis
4,521,853 A	6/1985	Guttag	5,574,787 A	11/1996	Ryan
4,634,808 A	1/1987	Moerder	5,582,470 A	12/1996	Yu
4,700,387 A	10/1987	Hirata	5,583,576 A	12/1996	Perlman et al.
4,703,351 A	10/1987	Kondo	5,583,863 A *	12/1996	Darr et al. .... 370/397
4,703,352 A	10/1987	Kondo	5,590,202 A	12/1996	Bestler et al.
4,710,811 A	12/1987	Kondo	5,598,214 A	1/1997	Kondo et al.
4,712,238 A	12/1987	Gilhousen et al.	5,600,721 A	2/1997	Kitazato
4,722,003 A	1/1988	Kondo	5,606,359 A	2/1997	Youden et al.
4,739,510 A	4/1988	Jeffers et al.	5,608,448 A	3/1997	Smoral et al.
4,772,947 A	9/1988	Kondo	5,615,265 A	3/1997	Coutrot
4,785,361 A	11/1988	Brotby	5,617,333 A	4/1997	Oyamada et al.
4,788,589 A	11/1988	Kondo	5,625,715 A	4/1997	Trew et al.
4,815,078 A	3/1989	Shimura	5,629,981 A	5/1997	Nerlikar
4,845,560 A	7/1989	Kondo et al.	5,652,795 A	7/1997	Eillon et al.
4,887,296 A	12/1989	Horne	5,663,764 A	9/1997	Kondo et al.
4,890,161 A	12/1989	Kondo	5,666,293 A	9/1997	Metz et al.
4,914,515 A	4/1990	Van Luyt	5,699,429 A	12/1997	Tamer et al.
4,924,310 A	5/1990	von Brandt	5,703,889 A	12/1997	Shimoda et al.
4,944,006 A	7/1990	Citta et al.	5,717,814 A	2/1998	Abecassis
4,953,023 A	8/1990	Kondo	5,726,711 A	3/1998	Boyce
4,989,245 A	1/1991	Bennett	5,732,346 A	3/1998	Lazaridis et al.
4,995,080 A	2/1991	Bestler et al.	5,742,680 A	4/1998	Wilson
5,018,197 A	5/1991	Jones et al.	5,742,681 A	4/1998	Giachettie et al.
5,023,710 A	6/1991	Kondo et al.	5,751,280 A	5/1998	Abbott et al.
5,091,936 A	2/1992	Katznelson	5,751,743 A	5/1998	Takizawa
5,122,873 A	6/1992	Golin	5,751,813 A	5/1998	Dorenbos
5,138,659 A	8/1992	Kelkar et al.	5,754,650 A	5/1998	Katznelson
5,142,537 A	8/1992	Kutner et al.	5,754,658 A	5/1998	Aucsmith
5,144,662 A	9/1992	Welmer	5,757,417 A	5/1998	Aras et al.
5,144,664 A	9/1992	Esserman et al.	5,757,909 A	5/1998	Park
5,159,452 A	10/1992	Kinoshita et al.	5,768,539 A	6/1998	Metz et al.
5,196,931 A	3/1993	Kondo	5,796,786 A	8/1998	Lee
5,208,816 A	5/1993	Seshardi et al.	5,796,829 A	8/1998	Newby et al.
5,237,424 A	8/1993	Nishino et al.	5,796,840 A	8/1998	Davis
5,237,610 A	8/1993	Gammie et al.	5,802,176 A	9/1998	Audebert
5,241,381 A	8/1993	Kondo	5,805,700 A	9/1998	Nardone et al.
5,247,575 A	9/1993	Sprague et al.	5,805,712 A	9/1998	Davis
5,258,835 A	11/1993	Kato	5,805,762 A	9/1998	Boyce et al.
5,319,707 A	6/1994	Wasilewski et al.	5,809,147 A	9/1998	De Lange et al.
5,319,712 A	6/1994	Finkelstein et al.	5,815,146 A	9/1998	Youden et al.
5,325,432 A	6/1994	Gardeck et al.	5,818,934 A	10/1998	Cuccia
5,327,502 A	7/1994	Katata	5,825,879 A	10/1998	Davis
5,341,425 A	8/1994	Wasilewski et al.	5,850,218 A	12/1998	LaJoie et al.
5,359,694 A	10/1994	Concordel	5,852,290 A	12/1998	Chaney
5,379,072 A	1/1995	Kondo	5,852,470 A	12/1998	Kondo et al.
5,381,481 A	1/1995	Gammie et al.	5,870,474 A	2/1999	Wasiliewski et al.
5,398,078 A	3/1995	Masuda et al.	5,894,320 A	4/1999	Vancelette
5,400,401 A	3/1995	Wasilewski et al.	5,894,516 A	4/1999	Brandenburg
5,416,651 A	5/1995	Uetake et al.	5,915,018 A	6/1999	Aucsmith
5,416,847 A	5/1995	Boze	5,917,830 A	6/1999	Chen et al.
5,420,866 A	5/1995	Wasilewski	5,922,048 A	7/1999	Emura
5,428,403 A	6/1995	Andrew et al.	5,923,755 A	7/1999	Birch et al.
5,434,716 A	7/1995	Sugiyama et al.	5,930,361 A	7/1999	Hayashi et al.
5,438,369 A	8/1995	Citta et al.	5,933,500 A	8/1999	Blatter et al.
5,444,491 A	8/1995	Lim	5,940,738 A	8/1999	Rao
5,444,782 A	8/1995	Adams, Jr. et al.	5,949,877 A	9/1999	Traw et al.
5,455,862 A	10/1995	Hoskinson	5,949,881 A	9/1999	Davis
5,469,216 A	11/1995	Takahashi et al.	5,963,909 A	10/1999	Warren et al.
5,471,501 A	11/1995	Parr et al.	5,973,679 A	10/1999	Abbott et al.
5,473,692 A	12/1995	Davis	5,973,722 A	10/1999	Wakai et al.
5,481,554 A	1/1996	Kondo	5,999,622 A	12/1999	Yasukawa et al.
5,481,627 A	1/1996	Kim	5,999,698 A	12/1999	Nakai et al.
5,485,577 A	1/1996	Eyer et al.	6,005,561 A	12/1999	Hawkins et al.
5,491,748 A	2/1996	Auld, Jr. et al.	6,011,849 A	1/2000	Orrin
5,528,608 A	6/1996	Shimizume	6,012,144 A	1/2000	Pickett
5,535,276 A	7/1996	Ganesan	6,016,348 A	1/2000	Blatter et al.
5,539,823 A	7/1996	Martin	6,021,199 A	2/2000	Ishibashi
5,539,828 A	7/1996	Davis	6,021,201 A	2/2000	Bakhle et al.
5,553,141 A	9/1996	Lowry et al.	6,026,164 A	2/2000	Sakamoto et al.
			6,028,932 A	2/2000	Park



# US 7,336,787 B2

6,049,613 A	4/2000	Jakobsson	6,549,229 B1	4/2003	Kirby et al.
6,055,314 A	4/2000	Spies et al.	6,557,031 B1	4/2003	Mimura et al.
6,055,315 A	4/2000	Doyle et al.	6,587,561 B1	7/2003	Sered et al.
6,057,872 A	5/2000	Candelore	6,590,979 B1	7/2003	Ryan
6,058,186 A	5/2000	Enari	6,640,145 B2	10/2003	Hoffberg et al.
6,058,192 A	5/2000	Guralnick et al.	6,650,754 B2	11/2003	Akiyama et al.
6,061,451 A	5/2000	Muratani et al.	6,654,389 B1	11/2003	Brunheroto et al.
6,064,748 A	5/2000	Hogan	6,678,740 B1	1/2004	Rakib et al.
6,065,050 A	5/2000	DeMoney	6,681,326 B2	1/2004	Son et al.
6,069,647 A	5/2000	Sullivan et al.	6,684,250 B2	1/2004	Anderson et al.
6,070,245 A	5/2000	Murphy, Jr. et al.	6,697,489 B1	2/2004	Candelore
6,072,872 A	6/2000	Chang et al.	6,697,944 B1	2/2004	Jones et al.
6,072,873 A	6/2000	Bewick	6,714,650 B1	3/2004	Maillard et al.
6,073,122 A	6/2000	Wool	6,754,276 B1 *	6/2004	Harumoto et al. .... 375/240.26
6,088,450 A	7/2000	Davis et al.	6,772,340 B1	8/2004	Peinado et al.
6,105,134 A	8/2000	Pinder et al.	6,788,690 B2	9/2004	Harri
6,108,422 A	8/2000	Newby et al.	6,826,185 B1	11/2004	Montanaro et al.
6,115,821 A	9/2000	Newby et al.	6,891,565 B1	5/2005	Dietrich
6,118,873 A	9/2000	Lotspiech et al.	6,895,128 B2	5/2005	Bohnenkamp
6,134,551 A	10/2000	Aucsmith	6,904,520 B1	6/2005	Rosset et al.
6,138,237 A	10/2000	Ruben et al.	6,917,684 B1	7/2005	Tatebayashi et al.
6,148,082 A	11/2000	Slattery et al.	6,938,162 B1	8/2005	Nagai et al.
6,154,206 A	11/2000	Ludtke	6,976,166 B2	12/2005	Herley et al.
6,157,719 A	12/2000	Wasilewski et al.	7,039,938 B2	5/2006	Candelore
6,181,334 B1	1/2001	Freeman et al.	7,065,213 B2 *	6/2006	Pinder ..... 380/240
6,185,369 B1	2/2001	Ko et al.	7,120,250 B2	10/2006	Candelore
6,185,546 B1	2/2001	Davis	7,124,303 B2 *	10/2006	Candelore et al. .... 713/193
6,189,096 B1	2/2001	Haverty	7,127,619 B2	10/2006	Unger et al.
6,192,131 B1	2/2001	Geer et al.	7,139,398 B2	11/2006	Candelore et al.
6,199,053 B1	3/2001	Herbert et al.	7,151,831 B2 *	12/2006	Candelore et al. .... 380/200
6,204,843 B1	3/2001	Freeman et al.	7,151,833 B2	12/2006	Candelore et al.
6,209,098 B1	3/2001	Davis	7,155,012 B2 *	12/2006	Candelore et al. .... 380/214
6,215,484 B1	4/2001	Freeman et al.	2001/0030959 A1	10/2001	Ozawa et al.
6,226,618 B1	5/2001	Downs	2001/0036271 A1 *	11/2001	Javed ..... 380/217
6,229,895 B1	5/2001	Son et al.	2001/0051007 A1	12/2001	Teshima
6,230,194 B1	5/2001	Frailong et al.	2002/0003881 A1 *	1/2002	Reitmeier et al. .... 380/210
6,230,266 B1	5/2001	Perlman et al.	2002/0026587 A1	2/2002	Talstra et al.
6,236,727 B1	5/2001	Ciacelli et al.	2002/0046406 A1	4/2002	Chelehmal et al.
6,240,553 B1	5/2001	Son et al.	2002/0047915 A1 *	4/2002	Misu ..... 348/384.1
6,246,720 B1	6/2001	Kutner et al.	2002/0059425 A1	5/2002	Belfiore et al.
6,256,747 B1	7/2001	Inohara et al.	2002/0066101 A1	5/2002	Gordon et al.
6,263,506 B1	7/2001	Ezaki et al.	2002/0083317 A1	6/2002	Ohta et al.
6,266,416 B1	7/2001	Sigbjornsen et al.	2002/0083438 A1	6/2002	So et al.
6,266,480 B1	7/2001	Ezaki et al.	2002/0097322 A1 *	7/2002	Monroe et al. .... 348/159
6,272,538 B1	8/2001	Holden et al.	2002/0108035 A1	8/2002	Herley et al.
6,278,783 B1	8/2001	Kocher et al.	2002/0116705 A1	8/2002	Perlman et al.
6,289,455 B1	9/2001	Kocher et al.	2002/0126890 A1	9/2002	Katayama et al.
6,292,568 B1	9/2001	Atkins, III et al.	2002/0129243 A1	9/2002	Nanjundiah
6,292,892 B1	9/2001	Davis	2002/0150239 A1	10/2002	Camy et al.
6,307,939 B1	10/2001	Vigarie	2002/0164022 A1	11/2002	Strasser et al.
6,311,012 B1	10/2001	Cho et al.	2002/0170053 A1	11/2002	Peterka et al.
6,324,288 B1 *	11/2001	Hoffman ..... 380/249	2002/0184506 A1	12/2002	Perlman
6,351,538 B1	2/2002	Uz	2002/0194613 A1	12/2002	Unger
6,377,589 B1	4/2002	Knight et al.	2002/0196939 A1	12/2002	Unger et al.
6,378,130 B1	4/2002	Adams	2003/0002854 A1	1/2003	Belknap et al.
6,389,533 B1	5/2002	Davis et al.	2003/0009669 A1	1/2003	White et al.
6,389,537 B1	5/2002	Davis et al.	2003/0012286 A1	1/2003	Ishtiaq et al.
6,415,031 B1	7/2002	Colligan et al.	2003/0021412 A1	1/2003	Candelore et al.
6,415,101 B1	7/2002	deCarmo et al.	2003/0026423 A1	2/2003	Unger et al.
6,430,361 B2	8/2002	Lee	2003/0026523 A1	2/2003	Unger et al.
6,445,738 B1	9/2002	Zdepski et al.	2003/0046686 A1	3/2003	Candelore et al.
6,449,718 B1	9/2002	Rucklidge et al.	2003/0059047 A1	3/2003	Iwamura
6,453,115 B1	9/2002	Boyle	2003/0063615 A1	4/2003	Luoma et al.
6,456,985 B1	9/2002	Ohtsuka	2003/0072555 A1	4/2003	Yap et al.
6,459,427 B1	10/2002	Mao et al.	2003/0077071 A1	4/2003	Lin et al.
6,463,152 B1	10/2002	Takahashi	2003/0081630 A1	5/2003	Mowery et al.
6,466,671 B1	10/2002	Maillard et al.	2003/0081776 A1	5/2003	Candelore
6,505,032 B1	1/2003	McCorkle et al.	2003/0084284 A1	5/2003	Ando et al.
6,505,299 B1	1/2003	Zeng et al.	2003/0097662 A1	5/2003	Russ et al.
6,510,554 B1	1/2003	Gordon et al.	2003/0112333 A1	6/2003	Chen et al.
6,519,693 B1	2/2003	Debey	2003/0118243 A1	6/2003	Sezer et al.
6,529,526 B1	3/2003	Schneidewend	2003/0123664 A1	7/2003	Pedlow, Jr. et al.
6,543,053 B1	4/2003	Li et al.	2003/0123849 A1	7/2003	Nallur et al.



2003/0126086 A1 7/2003 Safadi  
 2003/0133570 A1 7/2003 Candelore et al.  
 2003/0140257 A1 7/2003 Peterka et al.  
 2003/0145329 A1 7/2003 Candelore  
 2003/0152224 A1 8/2003 Candelore et al.  
 2003/0152226 A1 8/2003 Candelore et al.  
 2003/0156718 A1 8/2003 Candelore et al.  
 2003/0159139 A1 8/2003 Candelore et al.  
 2003/0159140 A1 8/2003 Candelore  
 2003/0159152 A1 8/2003 Lin et al.  
 2003/0174837 A1 9/2003 Candelore et al.  
 2003/0174844 A1 9/2003 Candelore  
 2003/0188154 A1 10/2003 Dallard  
 2003/0190054 A1 10/2003 Troyansky et al.  
 2003/0193973 A1 10/2003 Takashimizu et al.  
 2003/0198223 A1 10/2003 Mack et al.  
 2003/0204717 A1 10/2003 Kuehnei  
 2003/0222994 A1 12/2003 Dawson  
 2003/0226149 A1 12/2003 Chun et al.  
 2003/0228018 A1 12/2003 Vince  
 2004/0003008 A1 1/2004 Wasilewski et al.  
 2004/0010717 A1 1/2004 Simec et al.  
 2004/0021764 A1 2/2004 Driscoll, Jr. et al.  
 2004/0028227 A1 2/2004 Yu  
 2004/0047470 A1 3/2004 Candelore  
 2004/0049688 A1 3/2004 Candelore et al.  
 2004/0049690 A1 3/2004 Candelore et al.  
 2004/0049691 A1 3/2004 Candelore et al.  
 2004/0049694 A1 3/2004 Candelore  
 2004/0064688 A1 4/2004 Jacobs  
 2004/0068659 A1 4/2004 Diehl  
 2004/0073917 A1 4/2004 Pedlow, Jr. et al.  
 2004/0078575 A1 4/2004 Morten et al.  
 2004/0081333 A1 4/2004 Grab et al.  
 2004/0086127 A1 5/2004 Candelore  
 2004/0088552 A1 5/2004 Candelore  
 2004/0088558 A1 5/2004 Candelore  
 2004/0091109 A1 5/2004 Son et al.  
 2004/0100510 A1 5/2004 Milic-Frayling et al.  
 2004/0123094 A1 6/2004 Sprunk  
 2004/0136532 A1 7/2004 Pinder et al.  
 2004/0139337 A1 7/2004 Pinder et al.  
 2004/0151314 A1 8/2004 Candelore  
 2004/0158721 A1 8/2004 Candelore  
 2004/0165586 A1 8/2004 Read et al.  
 2004/0181666 A1 9/2004 Candelore  
 2004/0187161 A1 9/2004 Cao  
 2004/0193550 A1 9/2004 Siegal  
 2004/0240668 A1 12/2004 Bonan et al.  
 2004/0267602 A1 12/2004 Gaydos et al.  
 2005/0004875 A1 1/2005 Kontio et al.  
 2005/0028193 A1 2/2005 Candelore et al.  
 2005/0036067 A1 2/2005 Ryal et al.  
 2005/0063541 A1 3/2005 Candelore  
 2005/0066357 A1 3/2005 Ryal  
 2005/0071669 A1 3/2005 Medvinsky et al.  
 2005/0094808 A1 5/2005 Pedlow, Jr. et al.  
 2005/0094809 A1 5/2005 Pedlow, Jr. et al.  
 2005/0097596 A1 5/2005 Pedlow, Jr.  
 2005/0097597 A1 5/2005 Pedlow, Jr. et al.  
 2005/0097598 A1 5/2005 Pedlow, Jr. et al.  
 2005/0097614 A1 5/2005 Pedlow, Jr. et al.  
 2005/0102702 A1 5/2005 Candelore et al.  
 2005/0129233 A1 6/2005 Pedlow, Jr.  
 2005/0141713 A1 6/2005 Genevois  
 2005/0169473 A1 8/2005 Candelore  
 2005/0192904 A1 9/2005 Candelore  
 2005/0259813 A1 11/2005 Wasilewski et al.  
 2005/0265547 A1\* 12/2005 Strasser et al. .... 380/44  
 2006/0115083 A1 6/2006 Candelore et al.  
 2006/0130119 A1 6/2006 Candelore et al.  
 2006/0130121 A1 6/2006 Candelore et al.  
 2006/0136976 A1 6/2006 Coupe et al.

2006/0153379 A1 7/2006 Candelore et al.  
 2006/0168616 A1 7/2006 Candelore  
 2006/0174264 A1 8/2006 Candelore  
 2006/0262926 A1 11/2006 Candelore et al.  
 2006/0269060 A1 11/2006 Candelore et al.

FOREIGN PATENT DOCUMENTS

EP 0527611 7/1992  
 EP 0558016 2/1993  
 EP 0596826 4/1993  
 EP 0610587 12/1993  
 EP 000637172 A1 \* 2/1995  
 EP 0680209 4/1995  
 EP 0674440 9/1995  
 EP 0674441 9/1995  
 EP 0833517 4/1998  
 EP 0866615 9/1998  
 EP 1 187 483 A2 3/2002  
 EP 1187483 3/2002  
 JP 7067028 3/1995  
 JP 11243534 10/2002  
 WO WO 86/07224 12/1986  
 WO WO 94/10775 5/1994  
 WO WO 97/38530 10/1997  
 WO WO 00/31964 6/2000  
 WO WO 01/65762 9/2001  
 WO WO 01/78386 10/2001  
 WO WO 01/78386 A2 10/2001  
 WO WO 02/062008 A2 \* 8/2002

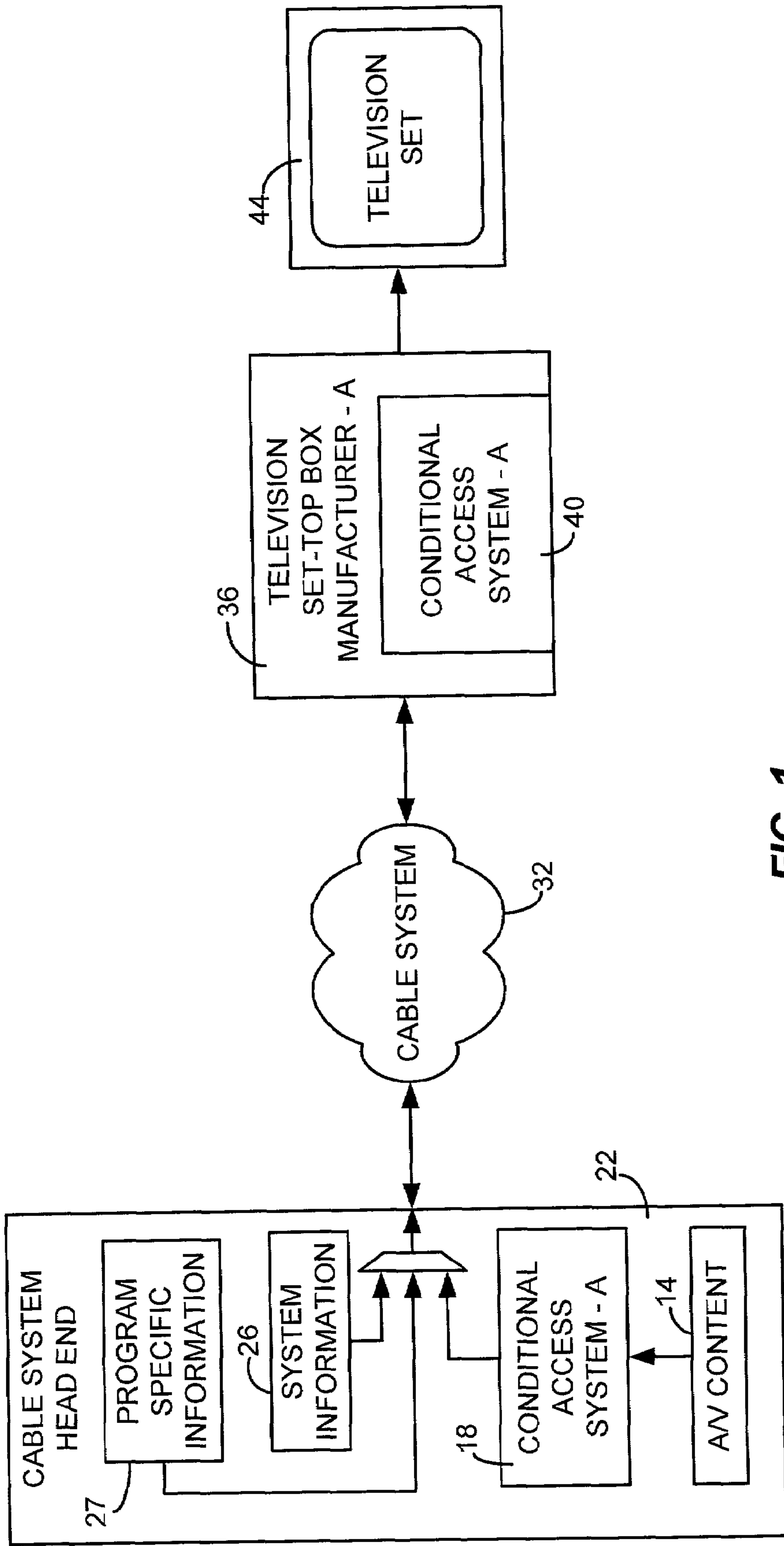
OTHER PUBLICATIONS

Liu et al, Motion Vector Encryption in Multimedia Streaming, 2004, IEEE, pp. 1-8.\*  
 Liu, et al. Motion Vector Encryption in Multimedia Streaming, 2004, IEEE, pp. 64-71.  
 Alattar, A.M. et al., Improved selective encryption techniques for secure transmission of MPEG video bitstreams, Oct. 24, 1999, Digimarc Corp., Lake Oswego, OR, USA, IEEE, pp. 256-260.  
 Kunkelmann T. et al., A scalable security architecture for multimedia communication standards, Darmstadt Univ. of Technology, ITO, Germany, 1997, pp. 660-661.  
 Yip, Kun-Wah, Partial-encryption technique for intellectual property protection of FPGA-Based products, Dec. 15, 1999, IEEE, pp. 183-190.  
 International Search Report for application No. PCT/US2004/032228.  
 "A Report on Security Issues in Multimedia" by Gulwani, pp. 10-14, Apr. 30, 2000, Course Notes, Department of Computer Science and Engineering, Indian Institute of Technology Kanpur.  
 "Ad Agencies and Advertisers To Be Empowered with Targeted Ads Delivered by Television's Prevailing Video Servers" Article Business Section of The New York Times, Updated Thursday, Dec. 20, 2001.  
 "An Efficient MPEG Video Encryption Algorithm" by Shi and Bhargava, pp. 381-386, 1998 IEEE.  
 "An Empirical Study of Secure MPEG Video Transmissions" by Agi and Gong, pp. 137-144, 1996, IEEE, Proceedings of SNDSS '96.  
 "Applying Encryption to Video Communication" by Kunkelmann, pp. 41-47, Sep. 1998, Multimedia and Security Workshop at ACM Multimedia '98. Bristol, U.K.  
 "Comparison of MPEG Encryption Algorithms" by Qiao and Nahrstedt, Jan. 17, 1998, Preprint submitted to Elsevier Science.  
 "Coral Consortium Aims to Make DRM Interoperable", by Bill Rosenblatt, Oct. 7, 2004, online at <http://www.drmwatch.com/standards/article.php/3418741>.  
 "DVD Demystified—The Guidebook for DVD-Video and DVD-ROM" by Jim Taylor, Pub. McGraw-Hill, 1998, ISBN: 0-07-064841-7, pp. 134-147.  
 "Dynamic-Customized TV Advertising Creation and Production Tools" by SeaChange International, Web Site Literature.



- “Efficient Frequency Domain Video Scrambling for Content Access Control” by Zeng and Lei, Nov. 1999, In Proc. ACM Multimedia.
- “Evaluation of Selective Encryption Techniques for Secure Transmission of MPEG-Compressed Bit-Streams” by Alattar and Al-Regib, pp. IV-340 to IV-343, 1999, IEEE.
- “Fast Encryption Methods for Audiovisual Data Confidentiality” by Wu and Kuo, Nov. 2000, SPIE International Symposia on Information Technologies 2000, (Boston, Ma., USA).
- “Improved Selective Encryption Techniques for Secure Transmission of MPEG Video Bit-Streams” by Alattar, Al-Regib and Al-Semari, pp. 256-260, 1999, IEEE.
- Metro Media™ PVR-DVD-MP3-Web—Internet publication from www.metrolink.com, undated.
- “Multimedia and Security Workshop at ACM Multimedia” ’98. Bristol, U.K., Sep. 1998.
- “Passage™, Freedom to Choose”, 2003, Sony Electronics Inc.
- “Performance Study of a Selective Encryption Scheme for the Security of Networked, Real-Time Video” by Spanos and Maples, pp. 2-10, 1995, IEEE.
- “Pre-Encryption Profiles—Concept Overview and Proposal”, Rev. 1.2 as submitted to the Open CAS consortium on Dec. 28, 2000.
- “Run-Time Performance Evaluation for a Secure MPEG System Supporting Both Selective Watermarking and Encryption” by Wu and Wu, Mar. 1, 1997, submitted to JSAC special issue on Copyright and Privacy Protection.
- “Selective Encryption and Watermarking of MPEG Video (Extended Abstract)” by Wu and Wu, Feb. 17, 1997, submitted to International Conference on Image Science, Systems, and Technology, CISST’97.
- “The Long March to Interoperable Digital Rights Management” by Koenen et al., pp. 1-17, 2004, IEEE.
- “Transport Streams Insertion of Video in the Compressed Digital Domain” by SeaChange International, Web Site Literature, 2000.
- “Visible World—A High Impact Approach to Customized Television Advertising” by Haberman, Dec. 2001.
- ANONYMOUS, Message Authentication with Partial Encryption, Research disclosure RD 296086, Dec. 10, 1998.
- McCormac Hack Over Cablemodem, HackWatch, Aug. 10, 1998.
- ANONYMOUS, New Digital Copy Protection Proposal Would Secure Authorized Copies, PR Newswire, Nov. 1998, pp. 1-3.
- Aravind, H., et al., “Image and Video Coding Standards”, AT&T Technical Journal, (Jan./Feb. 1993), 67-68.
- Gonzalez, R. C., et al., “Digital Image Processing”, Addison Wesley Publishing Company, Inc., (1992),346-348.
- Kim, et al., “Bit Rate Reduction Algorithm for a Digital VCR”, IEEE Transactions on Consumer Electronics, vol. 37, No. 3, (Aug. 1, 1992),267-274.
- Kondo, et al., “A New Concealment Method for Digital VCRs”, IEEE Visual Signal Processing and Communication, Melbourne, Australia,(Sep. 1993),20-22.
- Kondo, et al., “Adaptive Dynamic Range Coding Scheme for Future Consumer Digital VTR”, 219-226.
- Kondo, et al., “Adaptive Dynamic Range Coding Scheme for Future HDTV Digital VTR”, Sony Corporation, (1991).
- Lakshminath, et al., “A Dual Protocol for Scalable Secure Multicasting”, 1999 International Symposium on Computers and Communication, Jul. 6-8, 1999.
- Lookabaugh et al., “Selective Encryption and MPEG-2”, ACM Multimedia ’03, Nov. 2003.
- Menezes, Alfred J., et al., “Handbook of Applied Cryptography”, CRC Press, 551-553.
- NHK Laboratories Note, “Error Correction, Concealment and Shuffling”, No. 424, (Mar. 1994),29-44.
- Park, et al., “A Simple Concealment for ATM Bursty Cell Loss”, IEEE Transactions on Consumer Electronics, No. 3, (Aug. 1993), 704-709.
- Robert et al., “Digital Cable: The Key to Your Content”, Access Intelligence’s Cable Group, Feb. 2002, online at <http://www.cableworld.com/ct/archives/0202/0202digitalrights.htm>.
- Tom, et al., “Packet Video for Cell Loss Protection Using Deinterleaving and Scrambling”, ICASSP 91: 1991 International Conference on Acoustics, Speech and Signal Processing, vol. 4, (Apr. 1991),2857-2860.
- Zhu, et al., “Coding and Cell-Loss Recovery in DCT-Based Packet Video”, IEEE Transactions on Circuits and Systems for Video Technology, No. 3, NY,(Jun. 3, 1993).
- “ClearPlay: The Technology of Choice”, from web site, ClearPlay 2001-2003.
- “Pre-encryption Profiles Concept Overview and Proposal” Rev. 1.2, John b. Carlucci, Dec. 5, 2000.
- ANONYMOUS, Message Authentication with Partial Encryption, Research disclosure RD 296086, Dec. 10, 1988.
- “Evaluation of Selective Encryption Techniques for Secure Transmission of MPEG-Compressed Bit-Streams” by Alattar and Al-Regib, pp. IV-340 to IV-343, 1999, IEEE.
- “Transport Streams Insertion of Video in the Compressed Digital Domain” by SeaChange International, Web Site Literature, 2000.
- “A Report on Security Issues in Multimedia” by Gulwani, Apr. 30, 2000, Dept. of Computer Science & Engineering, Indian Institute of Technology Kanpur.
- “How Networks Work—Millennium Edition”—pp. 88-89, Que Corporation, 2000.

\* cited by examiner



**FIG. 1**  
(PRIOR ART)

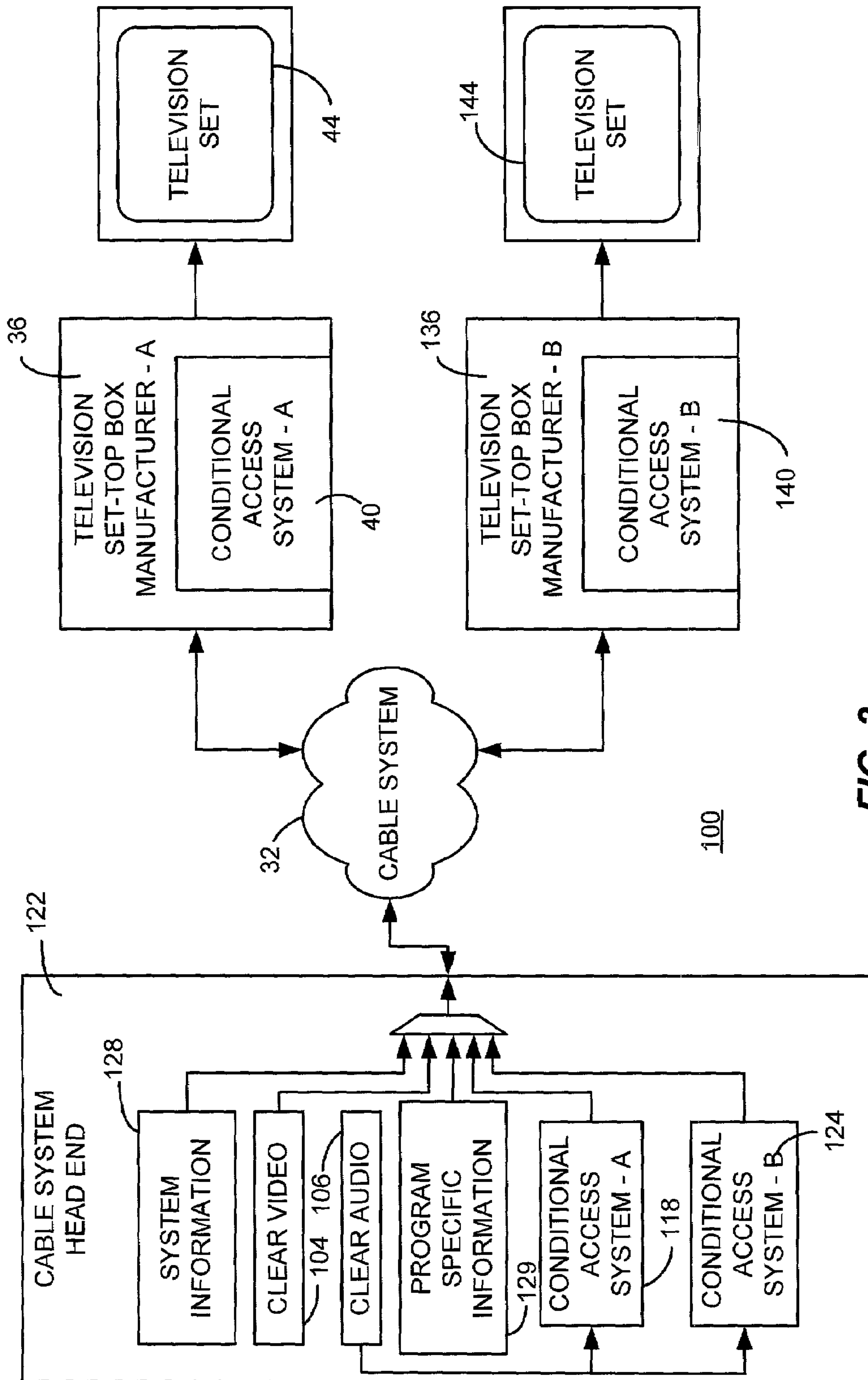


FIG. 2

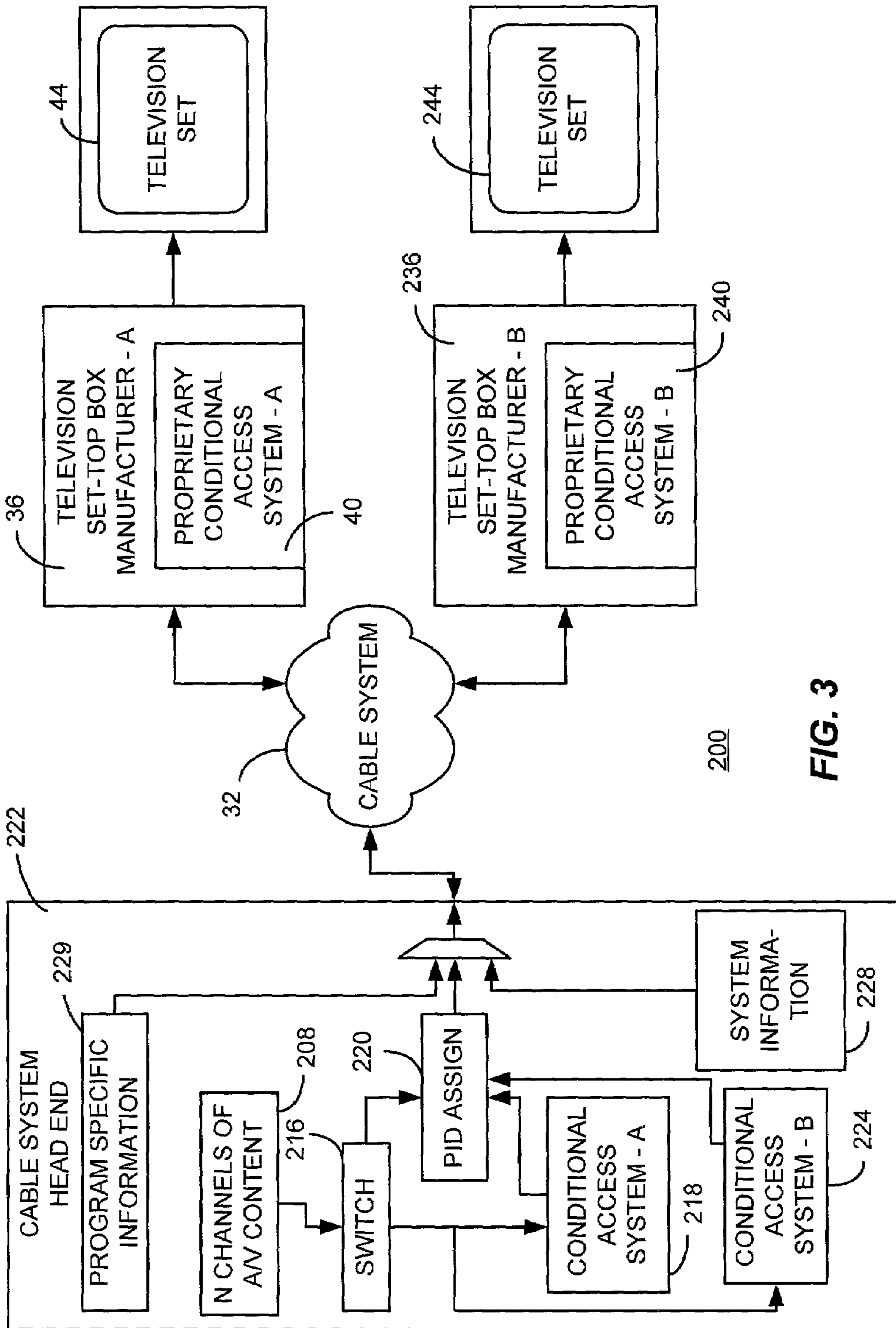
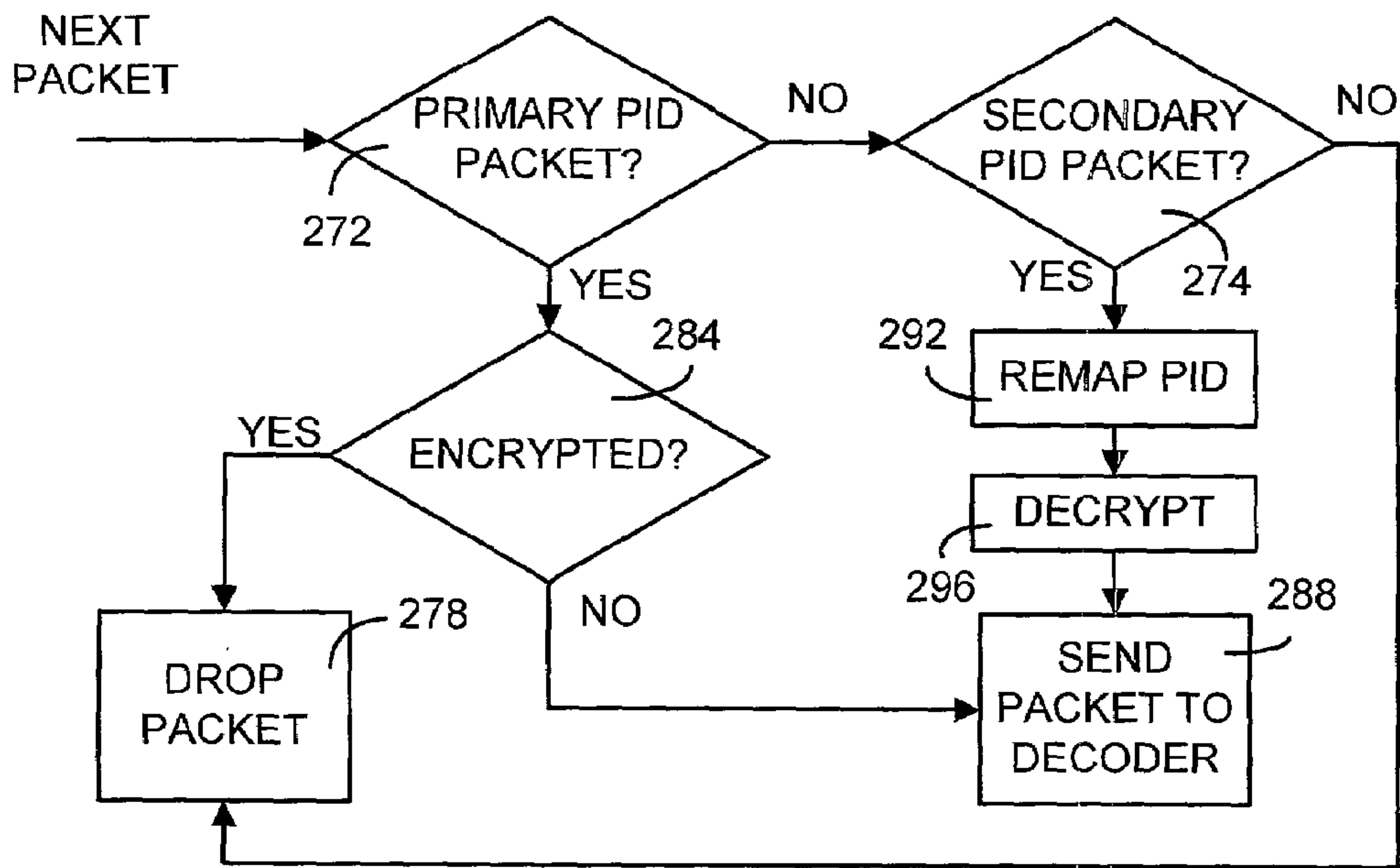
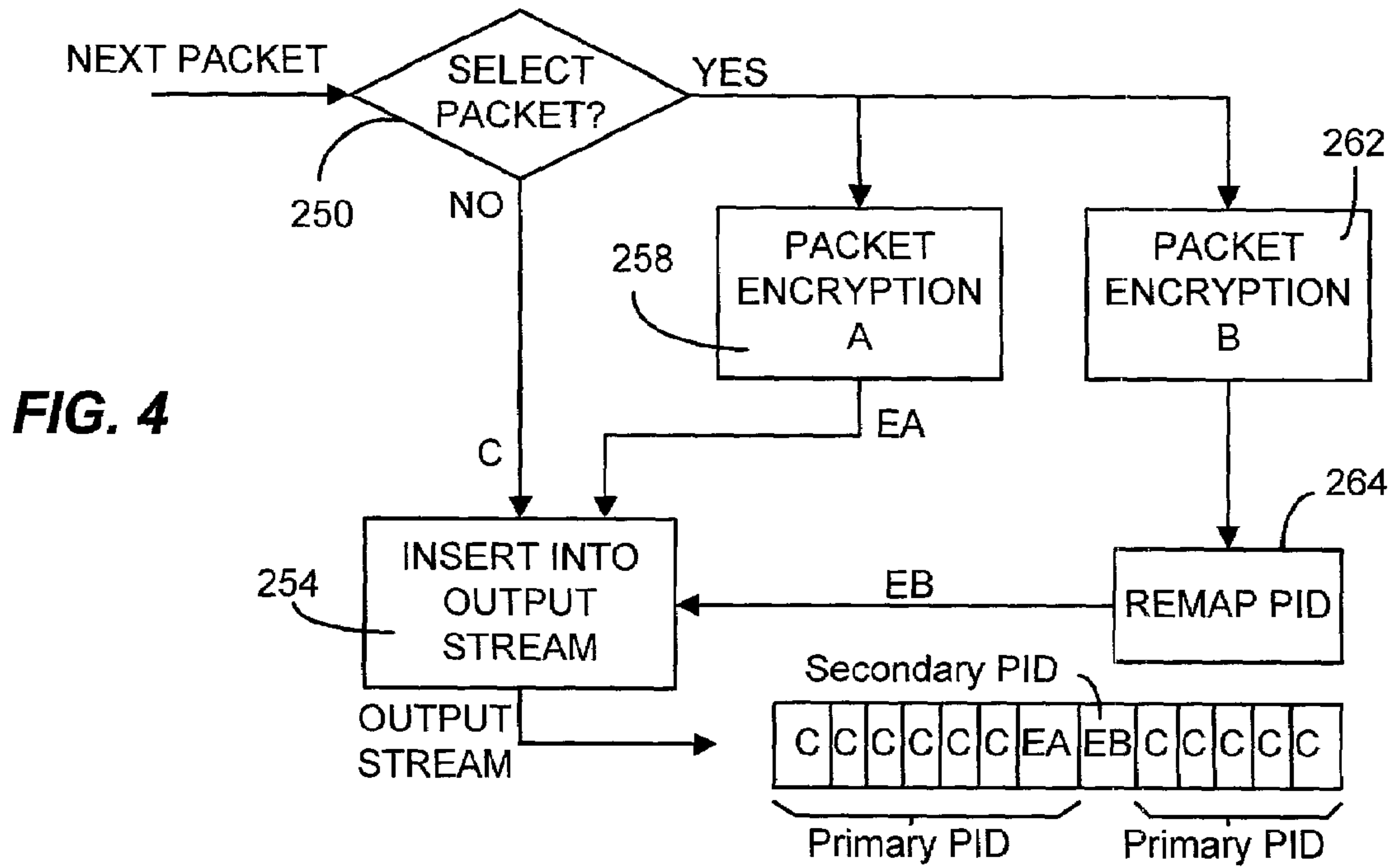


FIG. 3





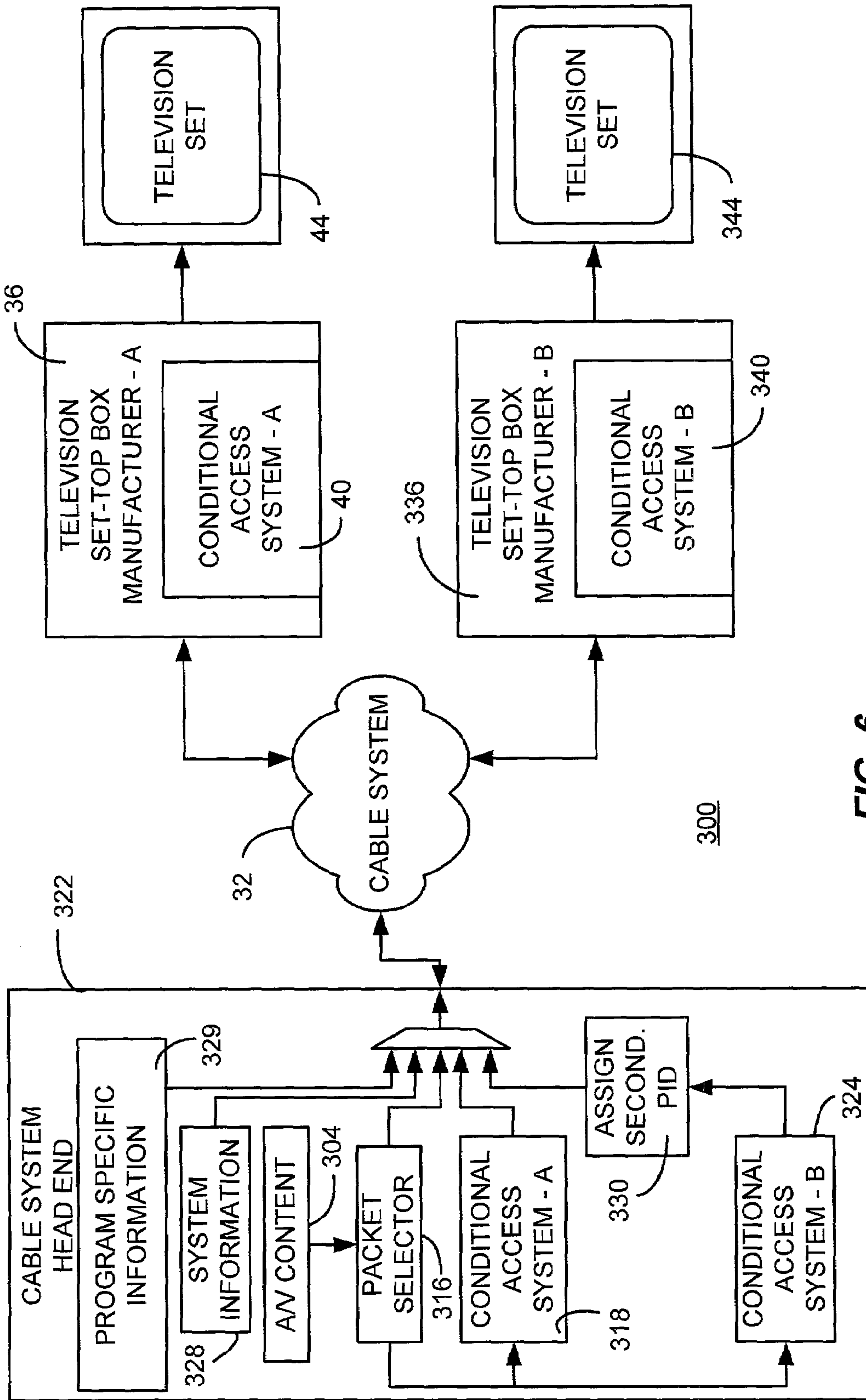
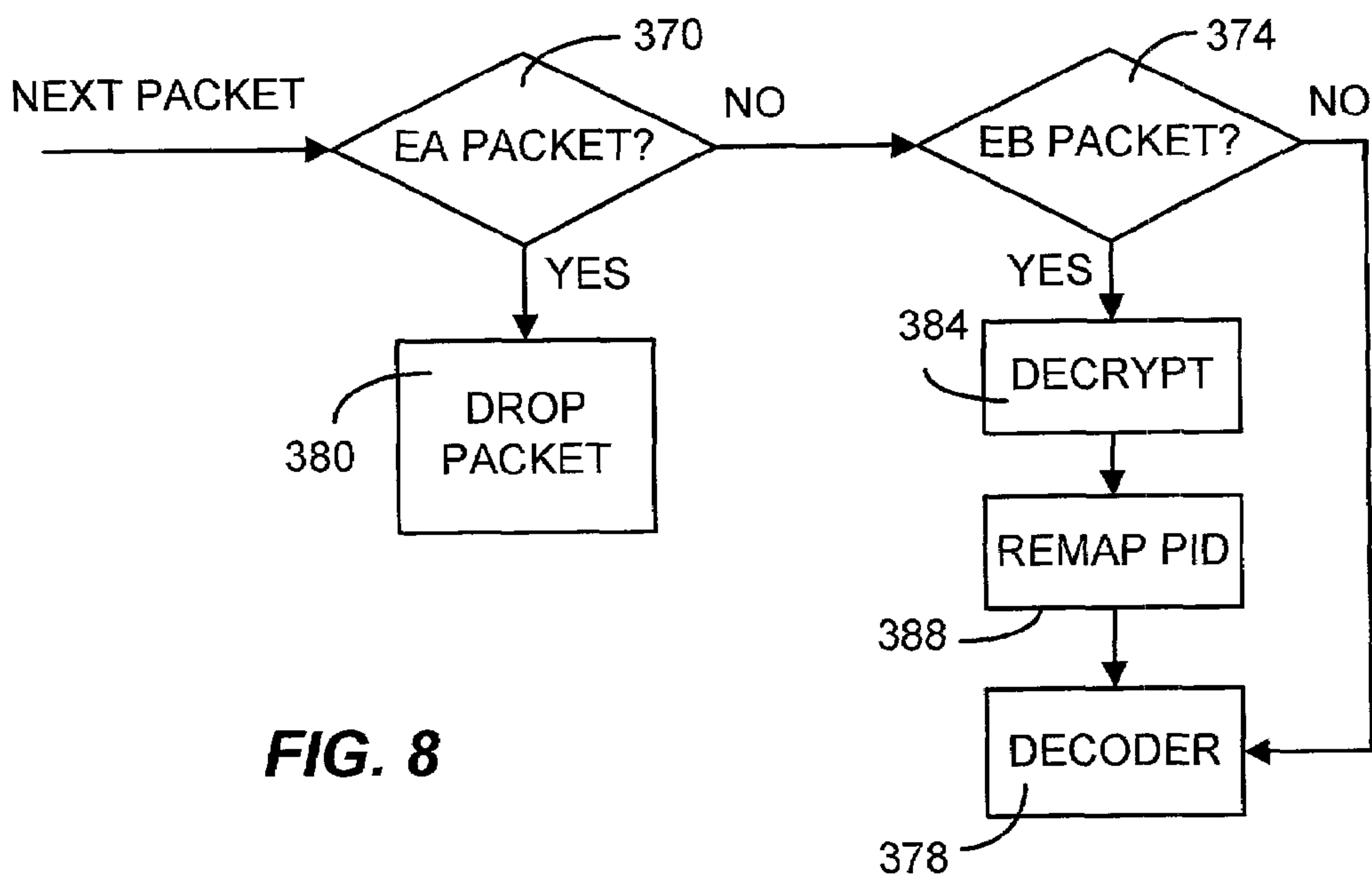
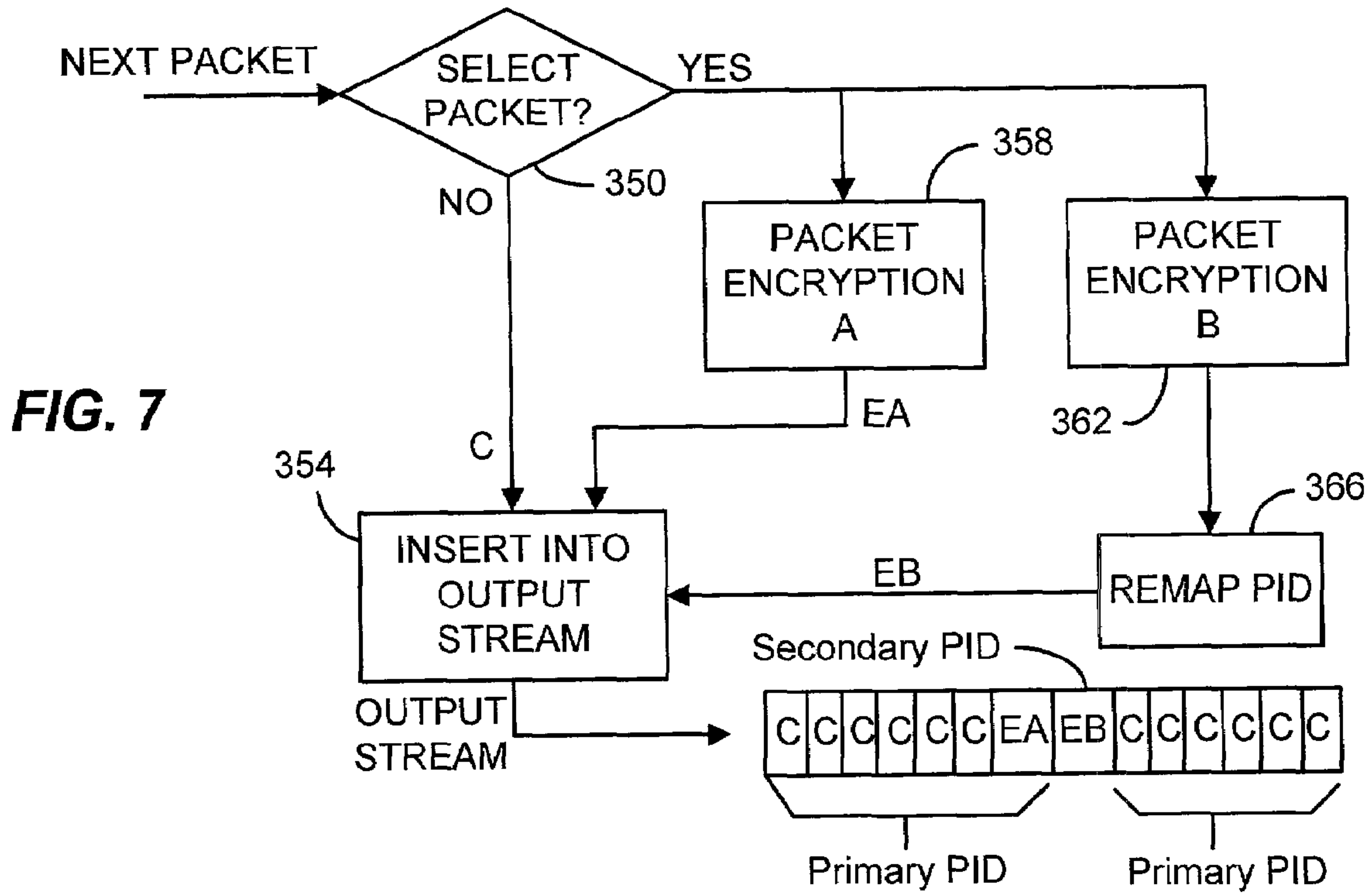


FIG. 6





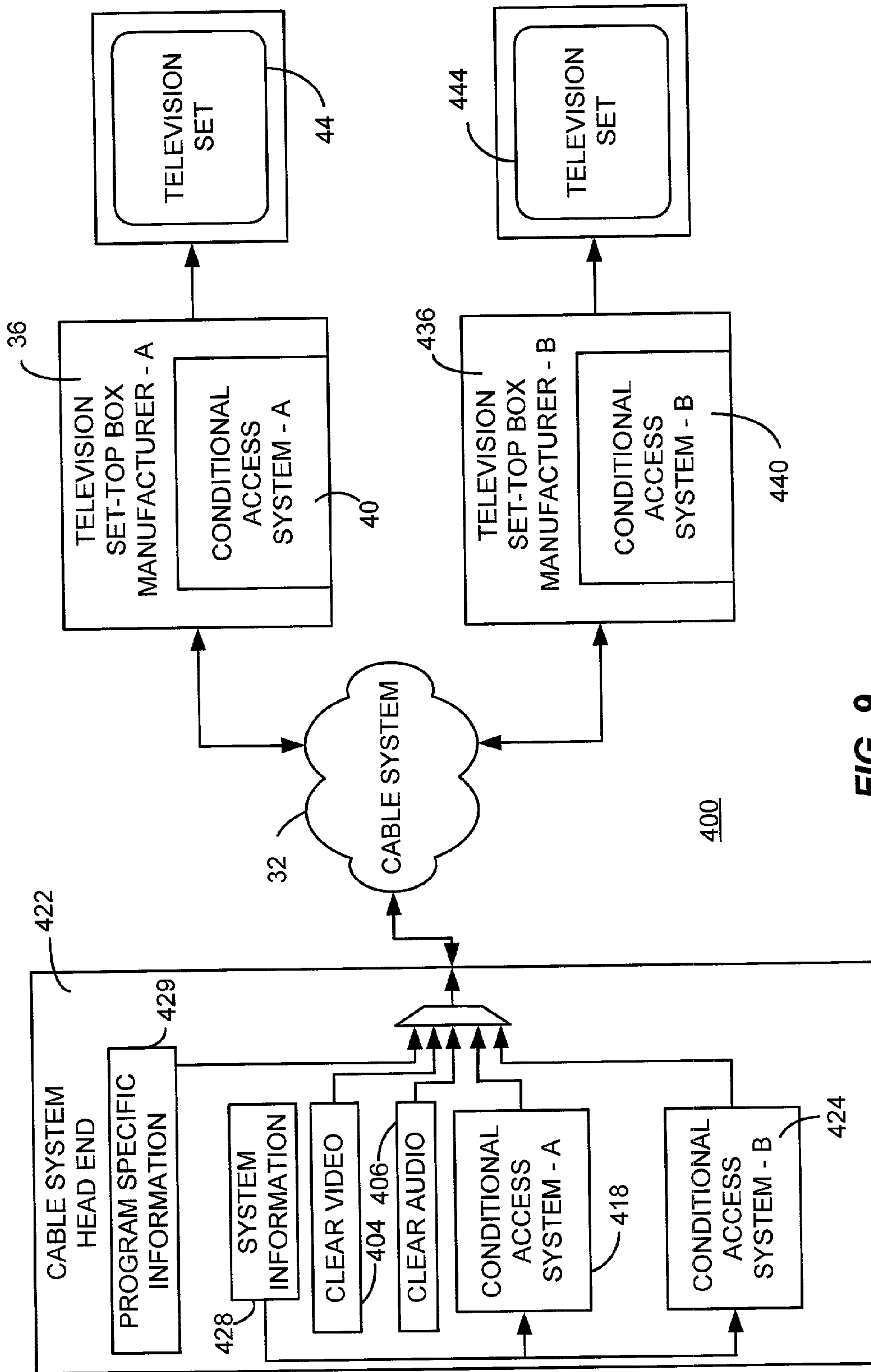


FIG. 9



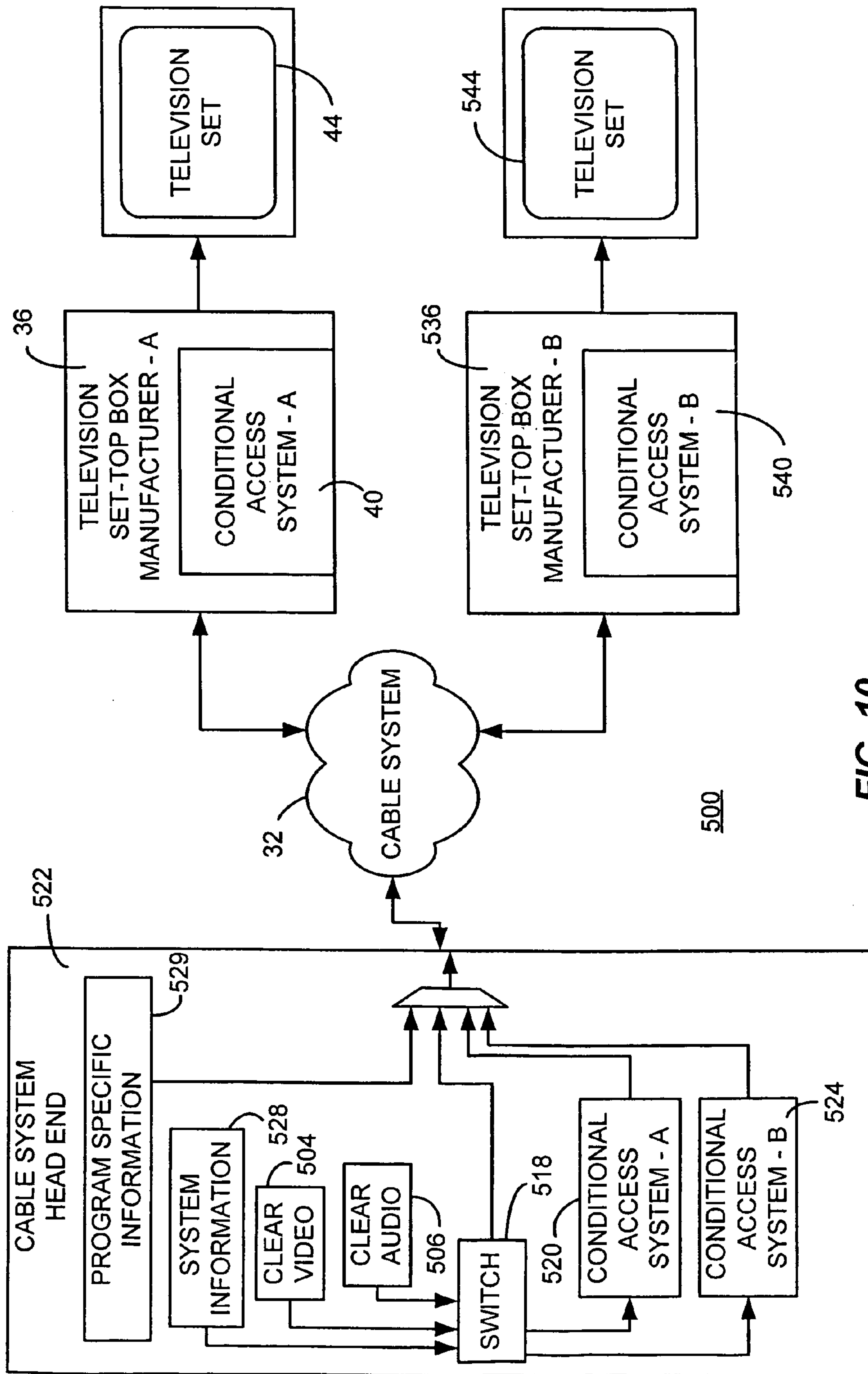


FIG. 10

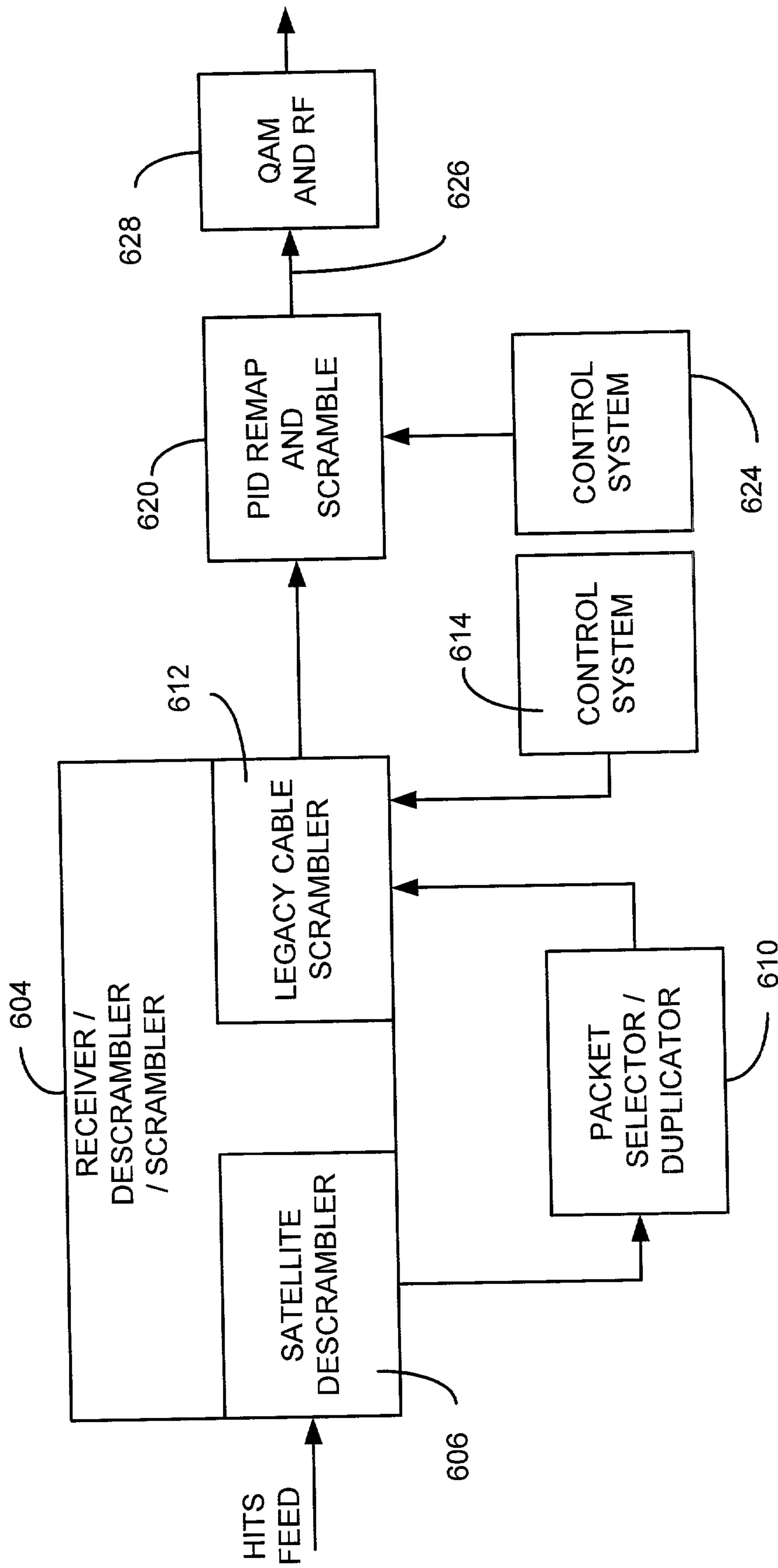


FIG. 11



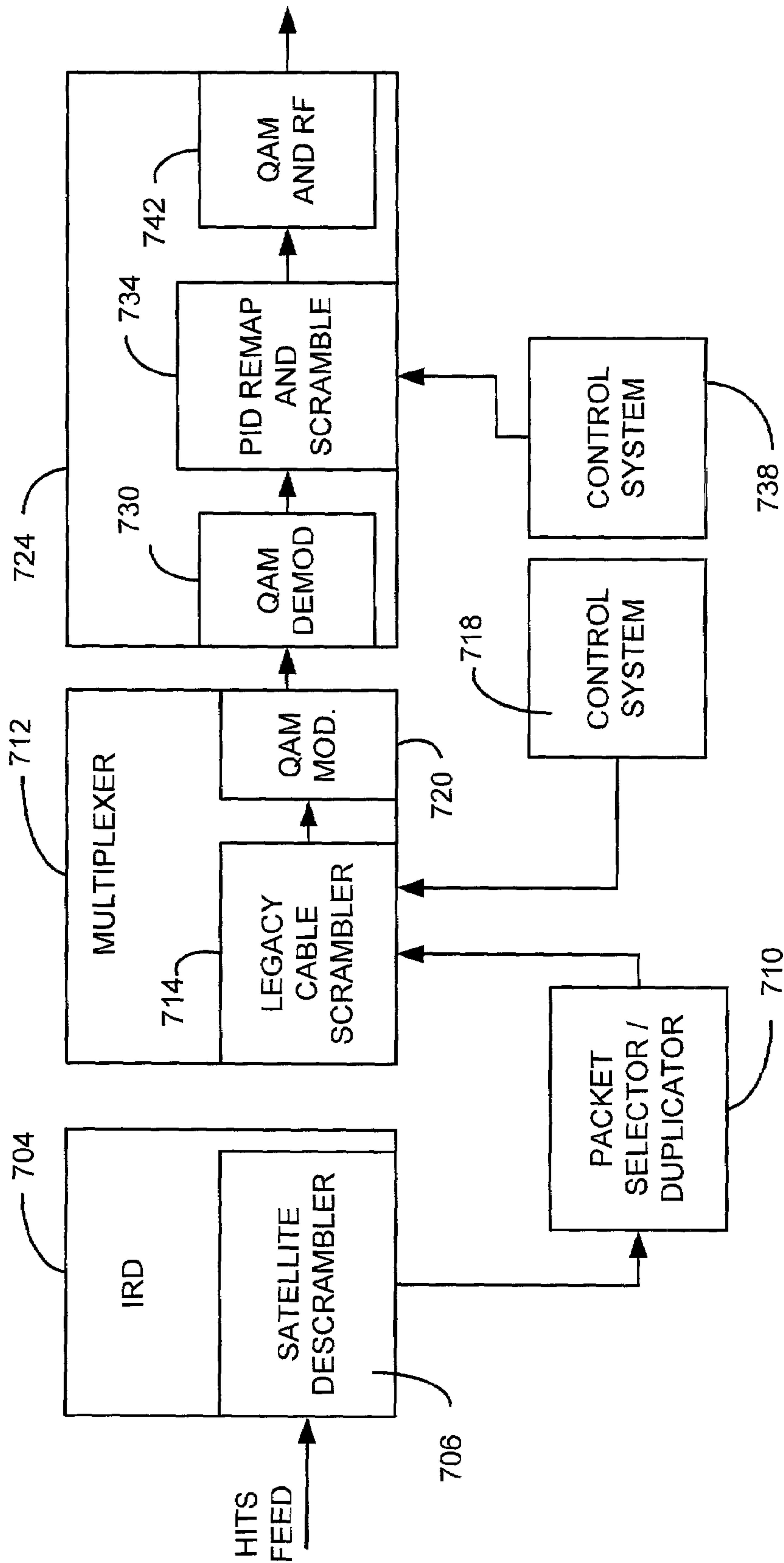
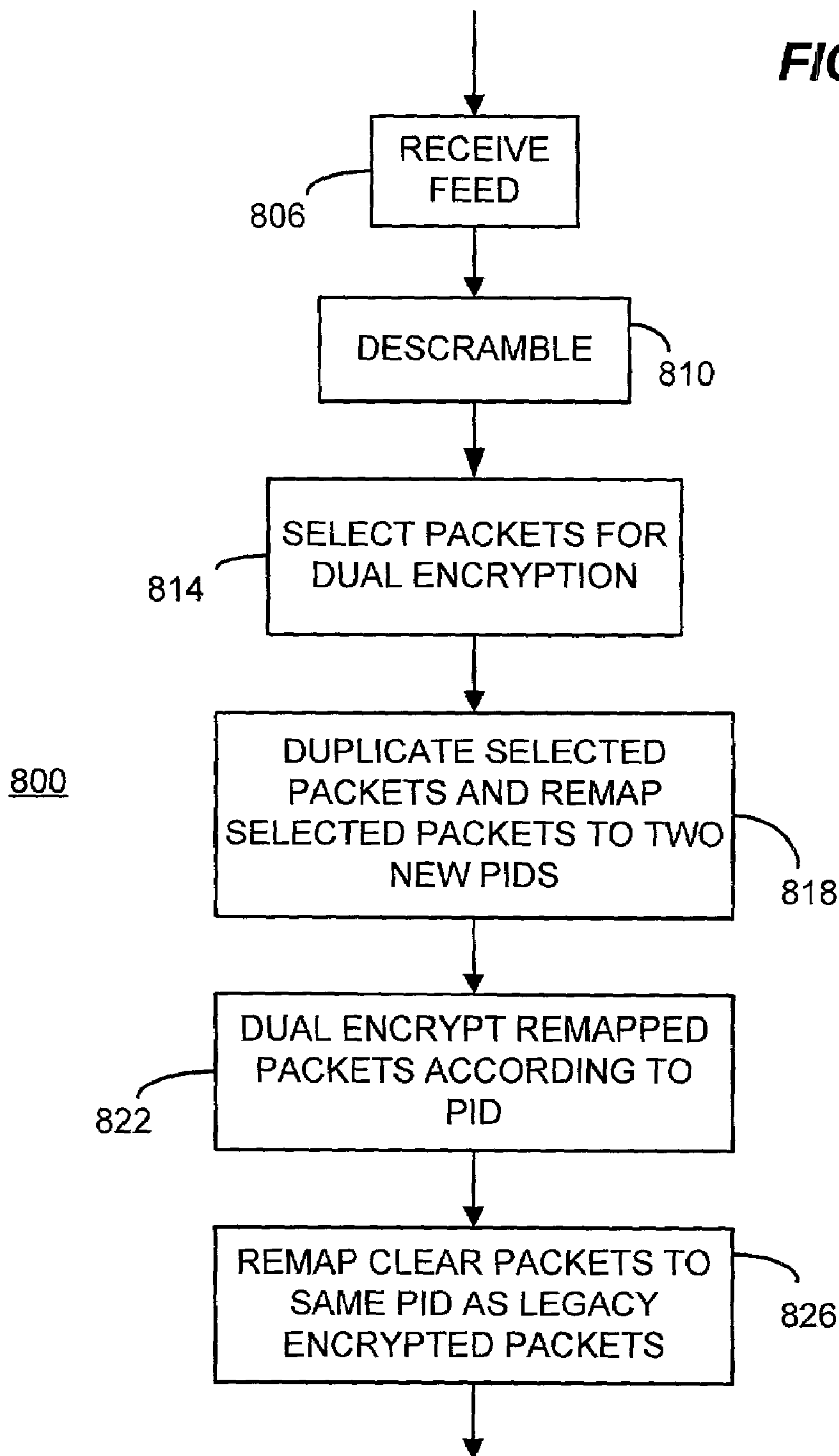


FIG. 12

**FIG. 13**





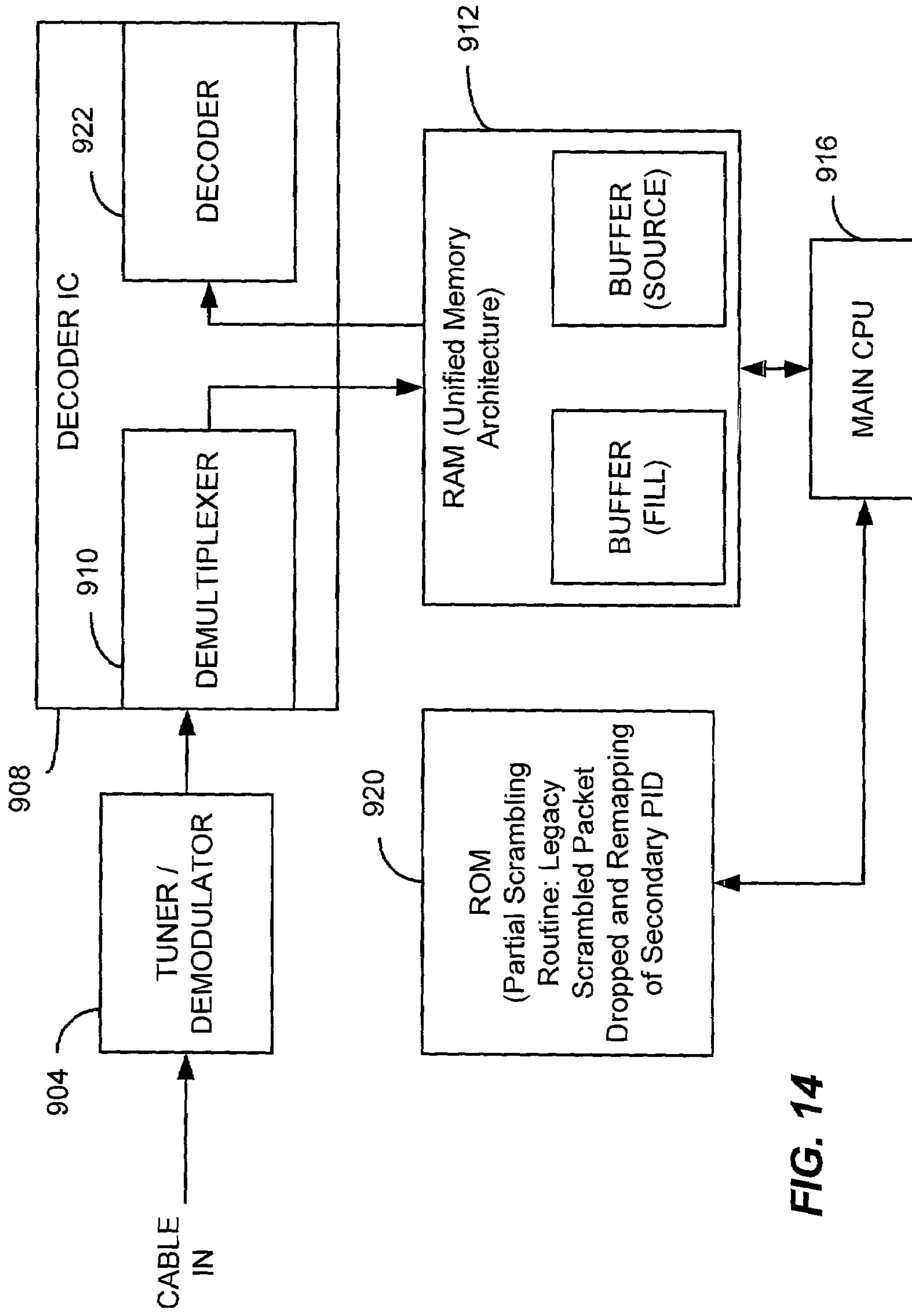


FIG. 14

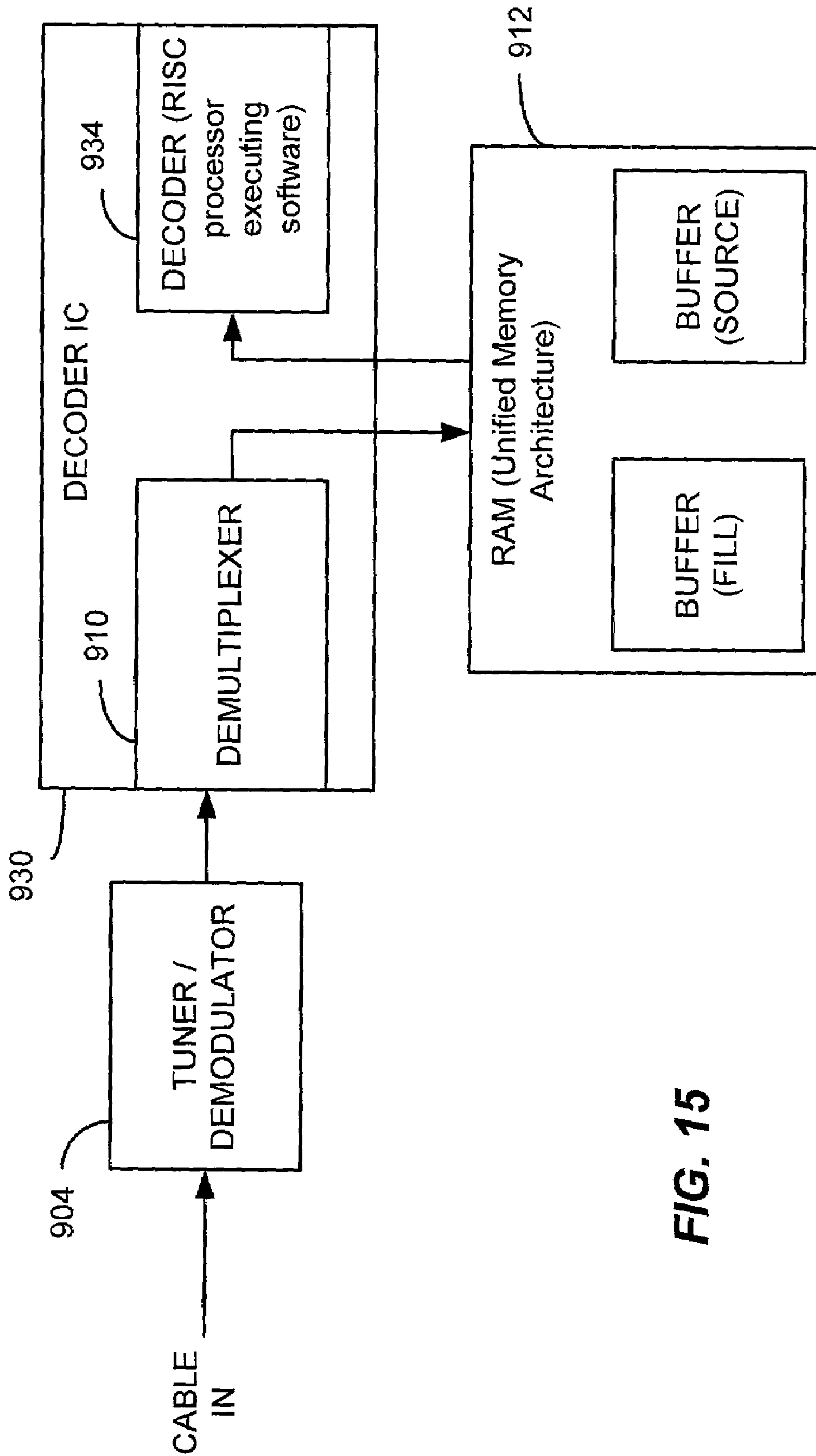


FIG. 15

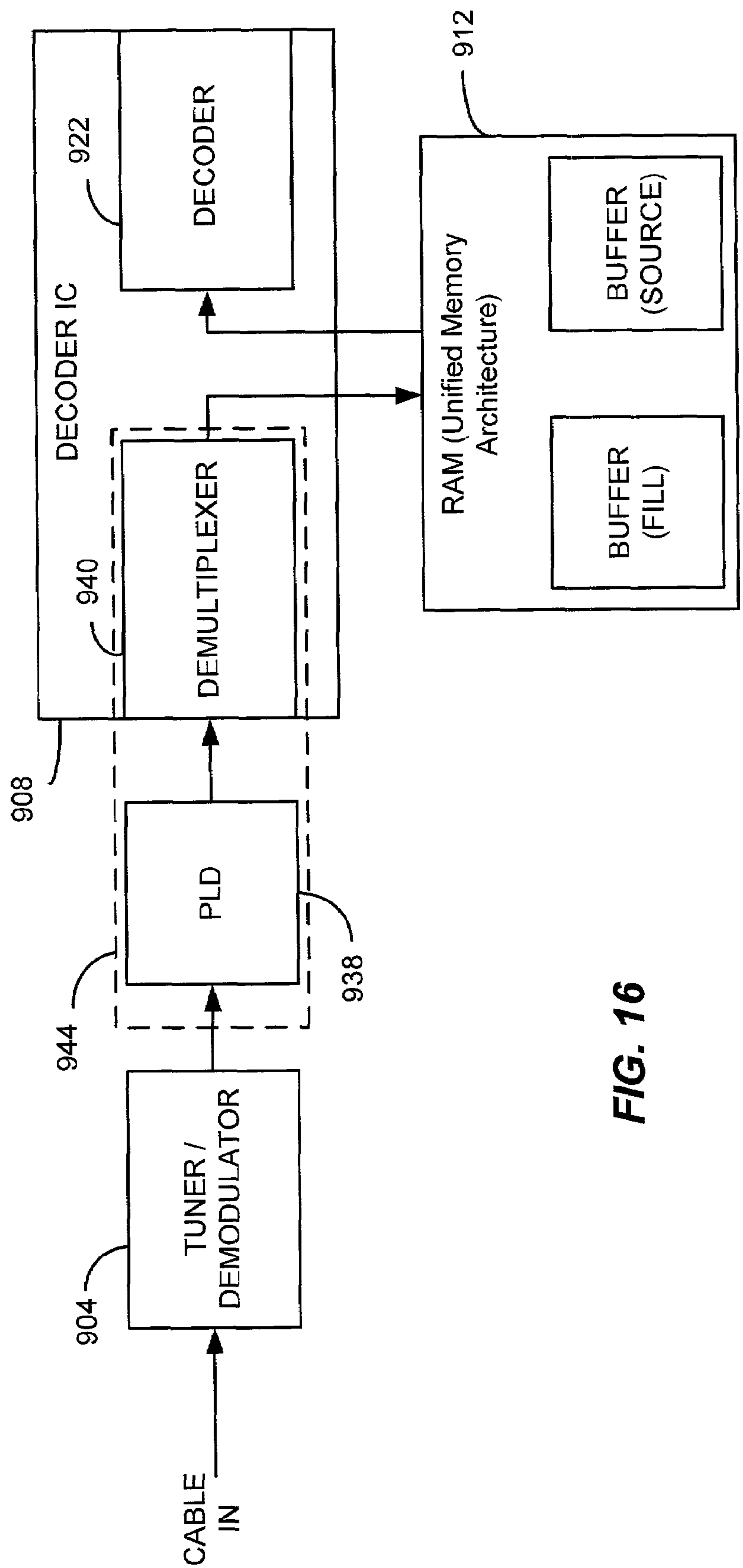


FIG. 16



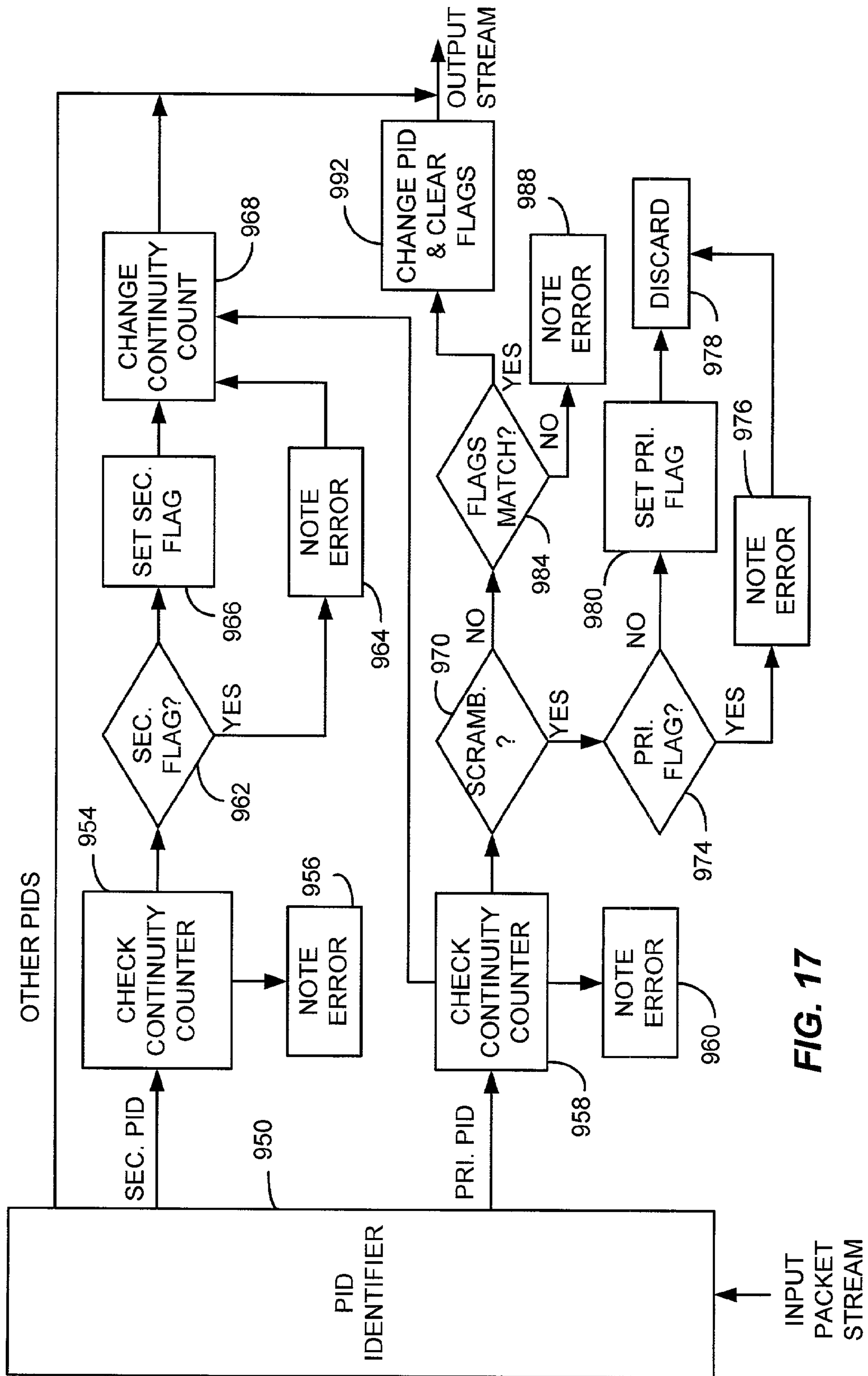


FIG. 17

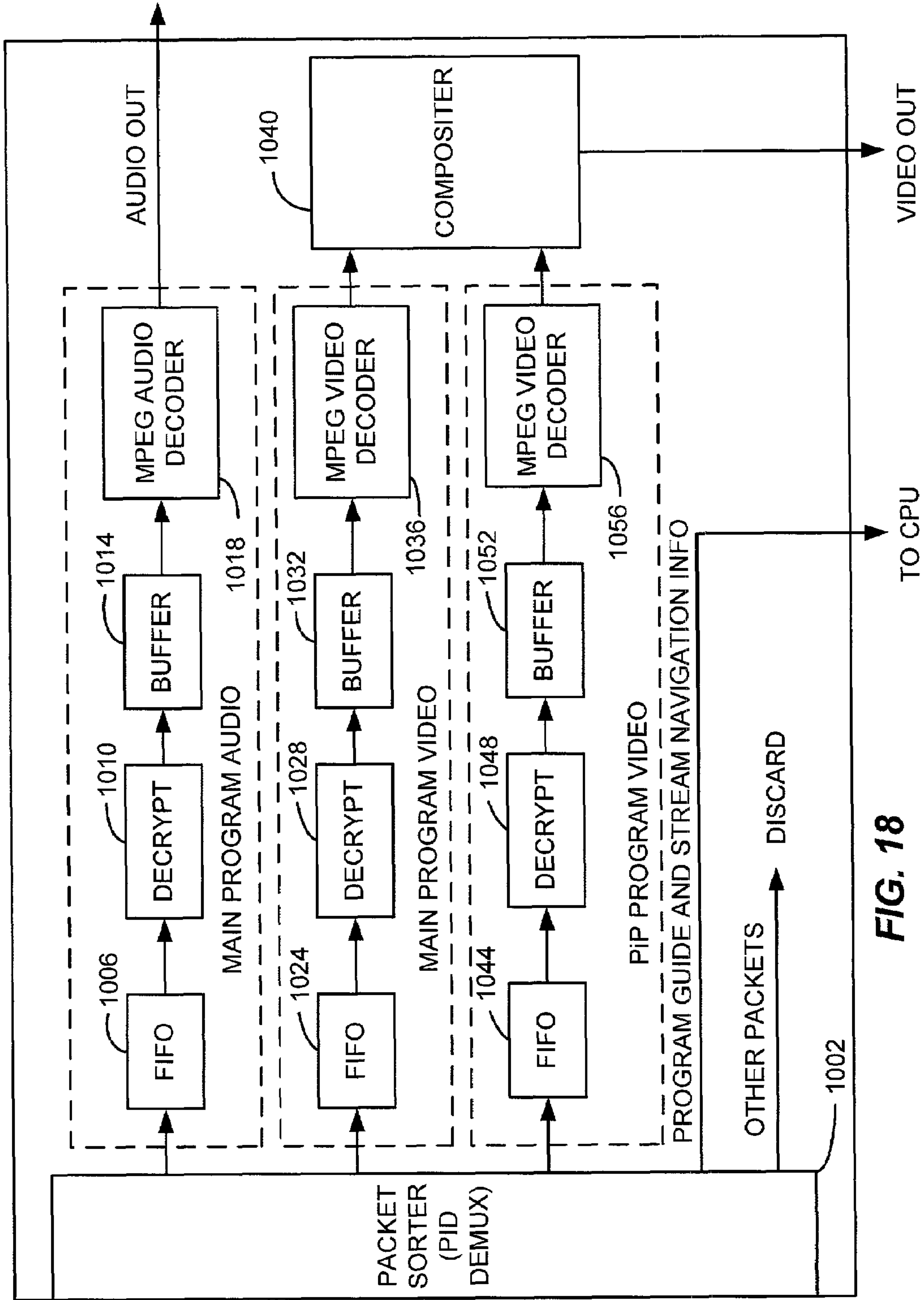


FIG. 18



**CRITICAL PACKET PARTIAL ENCRYPTION****CROSS REFERENCE TO RELATED DOCUMENTS**

This application is related to U.S. provisional patent application Ser. No. 60/296,673 filed Jun. 6, 2001 to Candelore, et al. entitled “Method for Allowing Multiple CA Providers to Interoperate in a Content Delivery System by Sending Video in the Clear for Some Content, and Dual Carriage of Audio and Dual Carriage of Video and Audio for Other Content”, and provisional patent application Ser. No. 60/304,241 filed Jul. 10, 2001 to Unger et al., entitled “Independent Selective Encryptions of Program Content for Dual Carriage”, and provisional patent application Ser. No. 60/304,131 filed Jul. 10, 2001 to Candelore et al., entitled “Method for Allowing Multiple CA Providers to Interoperate in a Content Delivery System by Partial Scrambling Content on a Time Slice Basis” and to U.S. provisional patent application Ser. No. 60/343,710, filed on Oct. 26, 2001 to Candelore et al., entitled “Television Encryption Systems”, which are hereby incorporated herein by reference.

This application is being filed simultaneously with patent applications entitled “Time Division Partial Encryption” to Candelore et al., Ser. No. 10/038,032; entitled “Elementary Stream Partial Encryption” to Candelore et al., Ser. No. 10/037,914; entitled “Partial Encryption and PID Mapping” to Candelore et al., Ser. No. 10/037,499; entitled “Decoding and Decrypting of Partially Encrypted Information” to Unger et al., Ser. No. 10/037,498. These simultaneously filed patent applications are hereby incorporated by reference herein.

**COPYRIGHT NOTICE**

A portion of the disclosure of this patent document contains material which is subject to copyright protection. The copyright owner has no objection to the facsimile reproduction of the patent document or the patent disclosure, as it appears in the Patent and Trademark Office patent file or records, but otherwise reserves all copyright rights whatsoever.

**FIELD OF THE INVENTION**

This invention relates generally to the field of encryption systems. More particularly, this invention relates to systems, methods and apparatus for providing partial encryption and decryption of digital of television signals.

**BACKGROUND OF THE INVENTION**

Television is used to deliver entertainment and education to viewers. The source material (audio, video, etc.) is multiplexed into a combined signal which is then used to modulate a carrier. This carrier is commonly known as a channel. (A typical channel can carry one analog program, one or two high definition (HD) digital program(s), or several (e.g. nine) standard definition digital programs.) In a terrestrial system, these channels correspond to government assigned frequencies and are distributed over the air. The program is delivered to a receiver that has a tuner that pulls the signal from the air and delivers it to a demodulator, which in turn provides video to a display and audio to speakers. In a cable system the modulated channels are carried over a cable. There may also be an in-band or

out-of-band feed of a program guide indicating what programs are available and the associated tuning information. The number of cable channels is finite and limited by equipment/cable bandwidth. Cable distribution systems require a significant capital investment and are expensive to upgrade.

Much of television content is valuable to its producers, therefore copyright holders want to control access and restrict copies. Examples of typically protected material include feature films, sporting events, and adult programming. Conditional access (CA) systems are used to control availability of programming in content delivery systems such as cable systems. CA systems come as matched sets—one part is integrated into the cable system headend and encrypts premium content, the other part provides decryption and is built into the set-top boxes (STB) installed in user’s homes. Several CA systems are used in the cable industry including those provided by NDS (Newport Beach, Calif.), Motorola (Schaumburg, Ill.) and Scientific Atlanta (Atlanta, Ga.). This matched set aspect of CA systems has the effect that the “legacy” vendor is locked in as the supplier of additional STBs. Since the various technologies for conditional access are not mutually compatible (and are often proprietary), any new potential supplier is forced to license the legacy CA. Thus, the cable operator finds itself unable to acquire newer technology or competing technology from other set-top box manufacturers since the technology owners are often unwilling to cooperate, or charge reasonable license fees. This inflexibility can be especially troublesome when cable companies with disparate CA systems are merged. Service providers would like more than one source for STBs for any number of reasons.

Once a cable operator picks an encryption scheme, it is difficult to change or upgrade the content encryption scheme without introducing a backward compatible decoding device (e.g. set-top box). Providing multiple mode capability in new set-top boxes to handle multiple encryption systems can add substantial cost to any new set-top box, providing that the technology can be made available to the STB vendor to provide the multiple decryption capability.

The only known current option to avoiding domination by the legacy vendor (short of wholesale replacement) is using “full dual carriage”. Full dual carriage means that transmission is duplicated for each encrypted program—once for each type of CA encryption to be used. To provide full dual carriage, the headend is enhanced to provide each form of CA simultaneously. Legacy STBs should not be impacted and should continue to perform their function despite any change. However, full dual carriage often comes at an unpalatable price because of the bandwidth impact, thus reducing the number of unique programs available. Generally, the number of premium channels suffers so that the number of options available to the viewer are limited and the value that can be provided by the cable operator is restricted.

A conventional cable system arrangement is depicted in FIG. 1. In such a system, the cable operator processes audio/video (A/V) content **14** with CA technology from manufacturer A (system A) using CA encryption equipment **18** compliant with system A at the cable system—headend **22**. The encrypted A/V content along with system information (SI) **26** and program specific information (PSI) **27** is multiplexed together and transmitted over the cable system **32** to a user’s STB **36**. STB **36** incorporates decrypting CA equipment from system A (manufacturer A) **40** that decrypts the A/V content. The decrypted A/V content can then be supplied to a television set **44** for viewing by the user.



In a cable system such as that of FIG. 1, digital program streams are broken into packets for transmission. Packets for each component of a program (video, audio, auxiliary data, etc.) are tagged with a packet identifier or PID. These packet streams for each component of all programs carried within a channel are aggregated into one composite stream. Additional packets are also included to provide decryption keys and other overhead information. Otherwise unused bandwidth is filled with null packets. Bandwidth budgets are usually adjusted to utilize about 95% of the available channel bandwidth.

Overhead information usually includes guide data describing what programs are available and how to locate the associated channels and components. This guide data is also known as system information or SI. SI may be delivered to the STB in-band (part of the data encoded within a channel) or out-of-band (using a special channel dedicated to the purpose). Electronically delivered SI may be partially duplicated in more traditional forms—grids published in newspapers and magazines.

In order for a viewer to have a satisfying television experience, it is generally desirable that the viewer have clear access to both audio and video content. Some analog cable systems have used various filtering techniques to obscure the video to prevent an unauthorized viewer from receiving programming that has not been paid for. In such a system, the analog audio is sometimes sent in the clear. In the Motorola VideoCipher 2 Plus system used in C-band satellite transmissions, strong digital audio encryption is used in conjunction with a relatively weak protection of the analog video (using sync inversion). In airline in-flight movie systems, the availability of audio only through rental of headphones has been used to provide the full audio and video only to paying customers.

### BRIEF DESCRIPTION OF THE DRAWINGS

The features of the invention believed to be novel are set forth with particularity in the appended claims. The invention itself however, both as to organization and method of operation, together with objects and advantages thereof, may be best understood by reference to the following detailed description of the invention, which describes certain exemplary embodiments of the invention, taken in conjunction with the accompanying drawings in which:

FIG. 1 is a block diagram of a conventional conditional access cable system.

FIG. 2 is a block diagram of a system consistent with one embodiment of the present invention in which dual encrypted audio is transmitted along with clear video.

FIG. 3 is a block diagram of a system consistent with an embodiment of the present invention in which portions of programming are dual encrypted according to a time slice mechanism.

FIG. 4 is a flow chart of a dual encryption process consistent with certain embodiments of the present invention.

FIG. 5 is a flow chart of a decryption process consistent with certain embodiments of the present invention.

FIG. 6 is a block diagram of a system consistent with an embodiment of the present invention in which portions of programming are dual encrypted on a packet basis.

FIG. 7 is a flow chart of a dual encryption process consistent with certain embodiments of the present invention.

FIG. 8 is a flow chart of a decryption process consistent with certain embodiments of the present invention.

FIG. 9 is a block diagram of a system consistent with an embodiment of the present invention in which system information is encrypted and programming is sent in the clear.

FIG. 10 is a block diagram of a generic system consistent with various embodiments of the present invention.

FIG. 11 is a block diagram of a first embodiment of implementation of an encryption system consistent with embodiments of the present invention in a cable system headend.

FIG. 12 is a block diagram of a second embodiment of implementation of an encryption system consistent with embodiments of the present invention in a cable system headend.

FIG. 13 is a flow chart of an overall encryption process used to implement certain embodiments of the present invention in a cable system headend.

FIG. 14 is a block diagram of a first embodiment of a set-top box implementation of a decoding system consistent with embodiments of the present invention.

FIG. 15 is a block diagram of a second embodiment of implementation of a decoding system consistent with embodiments of the present invention in a cable system STB.

FIG. 16 is a block diagram of a third embodiment of implementation of a decoding system consistent with embodiments of the present invention in a cable system STB.

FIG. 17 illustrates the PID remapping process carried out in one embodiment of a set-top box PID re-mapper.

FIG. 18 is a block diagram of an exemplary decoder chip that can be utilized in a television set-top box consistent with the present invention.

### DETAILED DESCRIPTION OF THE INVENTION

While this invention is susceptible of embodiment in many different forms, there is shown in the drawings and will herein be described in detail specific embodiments, with the understanding that the present disclosure is to be considered as an example of the principles of the invention and not intended to limit the invention to the specific embodiments shown and described. In the description below, like reference numerals are used to describe the same, similar or corresponding parts in the several views of the drawings. The terms “scramble” and “encrypt” and variations thereof are used synonymously herein. Also, the term “television program” and similar terms can be interpreted in the normal conversational sense, as well as a meaning wherein the term means any segment of A/V content that can be displayed on a television set or similar monitor device.

#### Overview

Modern digital cable networks generally use CA systems that fully encrypt digital audio and video to make programming inaccessible except to those who have properly subscribed. Such encryption is designed to thwart hackers and non-subscribers from receiving programming that has not been paid for. However, as cable operators wish to provide their subscribers with set-top boxes from any of several manufacturers, they are frustrated by the need to transmit multiple copies of a single program encrypted with multiple encryption technologies compliant with the CA systems of each STB manufacturer.

This need to carry multiple copies of the programming (called “full dual carriage”) uses up valuable bandwidth that could be used to provide the viewer with additional pro-



gramming content. Certain embodiments of the present invention address this problem in which the bandwidth requirements to provide an equivalent to multiple carriage are minimized. The result could be described as “Virtual Dual Carriage” since the benefits of full dual carriage are provided without the full bandwidth cost. Several embodiments of the present invention are presented herein to accomplish effective partial scrambling. These embodiments vary by the criteria used to select the portion to encrypt. The portion selected in turn affects the additional bandwidth requirements and the effectiveness of the encryption. It may be desirable to use one encryption process or several processes in combination in a manner consistent with embodiments of the present invention.

Certain of the implementations of partial dual encryption described herein utilize an additional (secondary) PID for each duplicated component. These secondary PIDs are used to tag packets that carry duplicated content with an additional encryption method. The PSI is enhanced to convey information about the existence of these new PIDs in such a way that inserted PIDs are ignored by legacy STBs but can be easily extracted by new STBs.

Some implementations of partial dual encryption involve duplicating only certain packets tagged with a given PID. Methods for selecting which packets to encrypt are detailed hereinafter. The original (i.e. legacy) PID continues to tag the packets encrypted with legacy encryption as well as other packets sent in the clear. The new PID is used to tag packets encrypted by the second encryption method. Packets with the secondary PID shadow the encrypted packets tagged with the primary PID. The packets making up the encrypted pairs can occur in either order but, in the preferred implementation, maintain sequence with the clear portion of the PID stream. By use of the primary and secondary PIDs, the decoder located in the set-top box can readily determine which packets are to be decrypted using the decryption method associated with that set-top box, as will be clear upon consideration of the following description. The processes used to manipulate PIDs will be described later in greater detail.

The encryption techniques described herein can be broadly categorized (according to one categorization) into three basic variations—encrypting just a major portion (i.e. audio), encrypting just the SI, and encrypting just selected packets. In general, each of the encryption techniques used in the embodiments disclosed herein seek to encrypt portions of the an A/V signal or associated information while leaving other portions of the A/V signal in the clear to conserve bandwidth. Bandwidth can be conserved because the same clear portion can be sent to all varieties of set-top boxes. Various methods are used to select the portions of information to be encrypted. By so doing, the various embodiments of this invention eliminate the traditional “brute-force” technique of encrypting the entire content in one specific scrambling scheme, which predicates the redundant use of bandwidth if alternate scrambling schemes are desired. In addition, each of the partial dual encryption schemes described herein can be used as a single partial encryption scheme without departing from embodiments of the present invention.

The various embodiments of the invention use several processes, alone or in combination, to send substantial portions of content in the clear while encrypting only a small amount of information required to correctly reproduce the content. Therefore the amount of information transmitted that is uniquely encrypted in a particular scrambling scheme is a small percentage of the content, as opposed to the entire

replication of each desired program stream. For purposes of the exemplary systems in this document, encryption system A will be considered the legacy system throughout. Each of the several encryption techniques described above will now be described in detail.

The various embodiments of the invention allow each participating CA system to be operated independently. Each is orthogonal to the other. Key sharing in the headend is not required since each system encrypts its own packets. Different key epochs may be used by each CA system. For example, packets encrypted with Motorola’s proprietary encryption can use fast changing encryption keys using the embedded security ASIC, while packets encrypted with NDS’ smart card based system use slightly slower changing keys. This embodiment works equally well for Scientific Atlanta and Motorola legacy encryption.

#### Encrypted Elementary Stream

Turning now to FIG. 2, one embodiment of a system that reduces the need for additional bandwidth to provide multiple carriage is illustrated as system **100**. In this embodiment, the system takes advantage of the fact that viewing television programming without audio is usually undesirable. While there are exceptions (e.g., adult programming, some sporting events, etc.), the typical viewer is unlikely to accept routine viewing of television programming without being able to hear the audio. Thus, at headend **122**, the video signal **104** is provided in the clear (unencrypted) while the clear audio **106** is provided to multiple CA systems for broadcast over the cable network. In the exemplary system **100**, clear audio **106** is provided to an encryption system **118** that encrypts audio data using encryption system A (encryption system A will be considered the legacy system throughout this document). Simultaneously, clear audio **106** is provided to encryption system **124** that encrypts the audio data using encryption system B. Clear video is then multiplexed along with encrypted audio from **118** (Audio A) and encrypted audio from **124** (Audio B), system information **128** and program specific information **129**.

After distribution through the cable system **32**, the video, system information, program specific information, Audio A and Audio B are all delivered to set-top boxes **36** and **136**. At legacy STB **36**, the video is displayed and the on television **44** and the encrypted audio is decrypted at CA system A **40** for play on television set **44**. Similarly, at new STB **136**, the video is displayed on television **144** and the encrypted audio is decrypted at CA system B **140** for play on television set **144**.

Audio has a relatively low bandwidth requirement compared with a complete A/V program (or even just the video portion). The current maximum bit rate for stereophonic audio at 384 Kb/second is approximately 10% of a 3.8 Mb/second television program. Thus, for dual carriage of only encrypted audio (with video transmitted in the clear) in a system with ten channels carried with 256 QAM (quadrature amplitude modulation), a loss of only about one channel worth of bandwidth would occur. Therefore, approximately nine channels could be carried. This is a dramatic improvement over the need to dual encrypt all channels, which would result in a decrease in available channels from ten to five. Where deemed necessary, e.g., sporting events, pay per view, adult programming, etc., dual encryption of both audio and video can still be carried out, if desired.

Both legacy and new set-top boxes can function in a normal manner receiving video in the clear and decrypting the audio in the same manner used for fully decrypting encrypted A/V content. If the user has not subscribed to the



programming encrypted according to the above scheme, at best the user can only view the video without an ability to hear the audio. For enhanced security over the video, it is possible to employ other embodiments of the invention (as will be described later) here as well. (For example, the SI may be scrambled to make it more difficult for a non-authorized set-top box to tune to the video portion of the program.) Unauthorized set-top boxes that have not been modified by a hacker, will blank the video as a result of receipt of the encrypted audio.

Authorized set-top boxes receive Entitlement Control Messages (ECM) that are used to get access criteria and descrambling keys. The set-top box attempts to apply the keys to video as well as the audio. Since the video is not scrambled, it simply passes through the set-top boxes' descrambler unaffected. The set-top boxes do not care that the video is in-the-clear. The un-modified and un-subscribed set-top boxes behave as being un-authorized for the scrambled audio as well as the clear video. The video, as well as the audio which was actually scrambled, will be blanked. An on-screen display may appear on the TV stating that the viewer needs to subscribe to programming. This desirably totally inhibits the casual viewer from both hearing and viewing the content.

In one embodiment of the present invention, the encrypted audio is transmitted as digitized packets over the A/V channel. Two (or more) audio streams are transmitted encrypted according to the two (or more) encryption systems in use by the system's set-top boxes. In order for the two (or more) STBs to properly decrypt and decode their respective audio streams, SI (system information) data are transmitted from the cable system's headend **122** that identifies the particular channel where the audio can be found using a transmitted Service Identifier to locate the audio. This is accomplished by assigning the audio for system A a first packet identifier (PID) and assigning the audio for system B a second packet identifier (PID). By way of example, and not limitation, the following program specific information (PSI) can be sent to identify the location of the audio for two systems, one using NDS conditional access and one using Motorola conditional access. Those skilled in the art will understand how to adapt this information to the other embodiments of partial encryption described later herein.

The SI can be separately delivered to both legacy and non-legacy set-top boxes. It is possible to send SI information so that the legacy and non-legacy set-top boxes operate essentially without interference. In the SI delivered to legacy set-top boxes, the VCT (virtual channel table) would state that the desired program, e.g. HBO referenced as program number **1**, is on Service ID "**1**" and that the VCT access control bit is set. The network information table (NIT) delivered to that first STB would indicate that Service ID "**1**" is at frequency=1234. In the SI delivered to non-legacy set-top boxes, the VCT would state that the desired program, e.g. HBO referenced as program number **1001**, is on Service ID "**1001**" and that the VCT access control bit is set. The network information table delivered to the non-legacy STB would indicate that the Service ID "**1001**" is at frequency 1234. The following exemplary program association Table PSI data are sent to both legacy and non-legacy set-top boxes (in MPEG data structure format):

---

PAT sent on PID = 0x0000

---

PAT 0x0000  
 Transport Stream ID  
 PAT version  
 Program Number 1  
 PMT 0x0010  
 Program Number 2  
 PMT 0x0020  
 Program Number 3  
 PMT 0x0030  
 Program Number 4  
 PMT 0x0040  
 Program Number 5  
 PMT 0x0050  
 Program Number 6  
 PMT 0x0060  
 Program Number 7  
 PMT 0x0070  
 Program Number 8  
 PMT 0x0080  
 Program Number 9  
 PMT 0x0090  
 Program Number 1001  
 PMT 0x1010  
 Program Number 1002  
 PMT 0x1020  
 Program Number 1003  
 PMT 0x1030  
 Program Number 1004  
 PMT 0x1040  
 Program Number 1005  
 PMT 0x1050  
 Program Number 1006  
 PMT 0x1060  
 Program Number 1007  
 PMT 0x1070  
 Program Number 1008  
 PMT 0x1080  
 Program Number 1009  
 PMT 0x1090

---

The following exemplary program map table PSI data are selectively received by legacy and non-legacy set-top boxes (in MPEG data structure format):

---

PMT sent on PID = 0x0010

---

PMT 0x0010  
 PMT Program number 1  
 PMT Section Version 10  
 PCR PID 0x0011  
 Elementary Stream  
 Stream Type (Video 0x02 or 0x80)  
 Elementary PID (0x0011)  
 Descriptor  
 CA Descriptor (ECM) for CA provider #1  
 Elementary Stream  
 Stream Type (Audio 0x81)  
 Elementary PID (0x0012)  
 Descriptor  
 CA Descriptor (ECM) for CA provider #1

---

PMT sent on PID = 0x1010

---

PMT 0x1010  
 PMT Program number 1010  
 PMT Section Version 10  
 PCR PID 0x0011  
 Elementary Stream  
 Stream Type (Video 0x02 or 0x80)  
 Elementary PID (0x0011)  
 Descriptor  
 CA Descriptor (ECM) for CA provider #2



-continued

---

Elementary Stream
Stream Type (Audio 0x81)
Elementary PID (0x0013)
Descriptor
CA Descriptor (ECM) for CA provider #2

---

Considering an example wherein it is desired to deliver programming in a system using either Motorola or Scientific Atlanta as well as NDS CA, the above communications are consistent with the PSI delivered by both Motorola and Scientific Atlanta in their CA systems, with only minor changes. The program association table (PAT) is changed to reference an additional program map table (PMT) for each program. Each program in this embodiment has two program numbers in the PAT. In the table above, program number **1** and program number **1001** are the same program except that they will reference different audio PIDs and CA descriptors. Changes in the system to create multiple PMTs and to multiplex new PAT and PMT information with the data stream can be made to appropriately modify the cable system headend equipment. Again, those skilled in the art will understand how to adapt these messages to other partial encryption schemes described herein. An advantage of this approach is that no special hardware or software is required for headend or for legacy and non-legacy set-top boxes to deliver audio that is both legacy and non-legacy encrypted using this scheme.

This technique deters the user from use of premium programming which has not been paid for by rendering it inaudible, but a hacker may attempt to tune the video. To combat this, the mechanisms employed in other encryption techniques consistent with the present invention (as will be described later) can be employed simultaneously, if desired. Since closed captioning is generally transmitted as a part of the video data, the user can still obtain readable audio information in conjunction with clear video. Thus, although adequate for some applications, the present technique alone may not provide adequate protection in all scenarios. In another embodiment, video packets containing closed captioning information as a part of the payload can additionally be scrambled.

In an alternative embodiment, only the video may be dual encrypted with separate PIDs assigned to each set of encrypted video. While this may provide a more secure encryption for general programming (since video may be more important than audio), the amount of bandwidth savings compared with full dual carriage is only approximately ten percent, since only the audio is shared amongst all the set-top boxes. However, this approach might be used for certain content, e.g. adult and sports, and help reduce the bandwidth overhead for that content while the audio encryption approach may be used for other content types. In the Digital Satellite Service (DSS) transport standard used for the DirecTV™ service, the audio packets can be identified for encryption by use of the service channel identifier (SCID) which is considered equivalent.

#### Time Slicing

Another embodiment consistent with the present invention is referred to herein as time slicing and is illustrated in

FIG. 3 as system **200**. In this embodiment, a portion of each program is encrypted on a time dependent basis in a manner that disrupts viewing of the program unless the user has paid for the programming. This embodiment of the invention can be implemented as partially encrypted video and clear audio, clear video and partially encrypted audio or partially encrypted video and audio. The duration of the time slice that is encrypted, taken as a percentage of the total time, can be selected to meet any suitable desired balance of bandwidth usage and security against hackers. In general, under any of the embodiments described herein, less than 100 percent of the content is encrypted to produce a desired partial encryption. The following example details partially encrypted video and audio.

By way of example, and not limitation, consider a system which has nine programs that are to be dual partially encrypted according to the present exemplary embodiment. These nine channels are fed to the cable headend as a multiplexed stream of packets and are digitally encoded using packet identifiers (PID) to identify packets associated with a particular one of the nine programs. In this example, assume that those nine programs have video PIDs numbered **101-109** and audio PIDs numbered **201-209**. The partial encryption, according to this embodiment is time multiplexed among the programs so that only packets from a single program are encrypted at any given time. The method does not need to be content aware.

With reference to TABLE 1 below, an exemplary embodiment of a time slice dual encryption scheme consistent with an embodiment of the invention is illustrated. For program **1** having primary video PID **101** and primary audio PID **201**, during the first time period, packets having PID **101** and PID **201** are encrypted using encryption system A, while the others representing the other programs are sent in the clear. In this embodiment, secondary PIDs are also assigned to both the video and the audio. The secondary PIDs are PID **111** for video and PID **211** for audio respectively for program **1**. The packets with the secondary PIDs are encrypted using encryption system B during the first time period. The next eight time periods are sent in the clear. Then for time period **10**, packets having any of the above four PIDs are again encrypted followed by the next eight time periods being sent in the clear. In a similar manner, during the second period of program **2** having primary video PID **102** and primary audio PID **202** are encrypted using encryption system A and packets with their associated secondary PIDs are encrypted using encryption system B, and during the next eight time periods are sent in the clear, and so on. This pattern can be seen clearly in TABLE 1 by examination of the first nine rows. Both audio and video packets, or audio alone or video alone can be encrypted according to this technique, without departing from the invention. Also, the audio and video can have their own individual encryption sequence. In TABLE 1, P1 indicates time period number **1**, P2 indicated time period number **2** and so on. EA indicates that the information is encrypted using CA system A and EB indicates that the information is encrypted using CA encryption system B.



TABLE 1

PROG.	VIDEO PID	AUDIO PID	P1	P2	P3	P4	P5	P6	P7	P8	P9	P10	P11	P12	...
1	PID 101	PID 201	EA	clear	clear	clear	clear	clear	clear	clear	clear	EA	clear	clear	...
2	PID 102	PID 202	clear	EA	clear	clear	clear	clear	clear	clear	clear	clear	EA	clear	...
3	PID 103	PID 203	clear	clear	EA	clear	clear	clear	clear	clear	clear	clear	clear	EA	...
4	PID 104	PID 204	clear	clear	clear	EA	clear	clear	clear	clear	clear	clear	clear	clear	...
5	PID 105	PID 205	clear	clear	clear	clear	EA	clear	clear	clear	clear	clear	clear	clear	...
6	PID 106	PID 206	clear	clear	clear	clear	clear	EA	clear	clear	clear	clear	clear	clear	...
7	PID 107	PID 207	clear	clear	clear	clear	clear	clear	EA	clear	clear	clear	clear	clear	...
8	PID 108	PID 208	clear	clear	clear	clear	clear	clear	clear	EA	clear	clear	clear	clear	...
9	PID 109	PID 209	clear	clear	clear	clear	clear	clear	clear	clear	EA	clear	clear	clear	...
1	PID 111	PID 211	EB									EB			...
2	PID 112	PID 212		EB									EB		...
3	PID 113	PID 213			EB									EB	...
4	PID 114	PID 214				EB									...
5	PID 115	PID 215					EB								...
6	PID 116	PID 216						EB							...
7	PID 117	PID 217							EB						...
8	PID 118	PID 218								EB					...
9	PID 119	PID 219									EB				...

In order to retain compatibility with an established legacy encryption system (encryption system A), the encrypted periods for each of programs one through nine are encrypted using encryption system A. Legacy STB equipment will accept such partially encrypted A/V data streams passing unencrypted packets and decrypting encrypted packets transparently. However, it is desired to obtain dual encryption using both encryption system A and encryption system B. In order to achieve this, a specified program is assigned both primary PIDs (e.g., for program 1, video PID 101 and audio PID 201) and a secondary PID (e.g., for program 1, video PID 111 and audio PID 211) to carry the elementary data streams for a given premium channel.

With reference to FIG. 3, system 200 generally depicts the functionality of the cable system headend 222 wherein N channels of clear video 208 at the headend 222 are provided to an intelligent switch 216 (operating under control of a programmed processor) which routes packets that are to be transmitted in the clear to be assigned a primary PID at 220. Packets that are to be encrypted are routed to both conditional access system A encrypter 218 and to conditional access system B encrypter 224. Once encrypted, these encrypted packets from 218 and 224 are assigned primary or secondary PIDs respectively at 220. System information from 228 and PSI from 229 are multiplexed or combined with the clear packets, the system A encrypted packets and the system B encrypted packets and broadcast over the cable system 32.

For discussion purposes, if the period of the time slice is 100 milli-seconds, then as shown in TABLE 1, there are on average one and a fraction encrypted periods totaling 111 milli-seconds each second for all nine-programs. If the period is 50 milli-seconds, then there are on average two and a fraction encrypted periods totaling 111 milli-seconds. A non-subscribing box attempting to tune video would obtain a very poor image if it could maintain any sort of image lock and the audio would be garbled.

The PSI for a partially scrambled stream is handled slightly differently from the dual audio encryption example above. Essentially, the same SI and PAT PSI information can be sent to both legacy and non-legacy set-top boxes. The difference lies with the PMT PSI information. The legacy set-top box parses the PMT PSI and obtains the primary video and audio PIDs as before. The non-legacy set-top box obtains the primary PIDs like the legacy set-top box but

must look at the CA descriptors in the PMT PSI to see if the stream is partially scrambled. The secondary PID is scrambled specifically for a particular CA provider, consequently it makes sense to use the CA descriptor specific to a particular CA provider to signal that PID. The invention can allow more than two CA providers to co-exist by allowing more than one secondary PID. The secondary PID shall be unique to a particular CA provider. The set-top box knows the CA ID for the CA it has, and can check all CA descriptors for the relevant one for it.

While it is possible to send the secondary PID data as private data in the same CA descriptor used for the ECM, the preferred embodiment uses separate CA descriptors. The secondary PID is placed in the CA PID field. This allows headend processing equipment to "see" the PID without having to parse the private data field of the CA descriptor. To tell the difference between the ECM and secondary PID CA descriptor, a dummy private data value can be sent.

---

PMT sent on PID = 0x0010

---

PMT 0x0010  
PMT Program number 1  
PMT Section Version 10  
PCR PID 0x0011  
Elementary Stream  
Stream Type (Video 0x02 or 0x80)  
Elementary PID (0x0011)  
Descriptor  
CA Descriptor (ECM) for CA provider #1  
CA Descriptor (ECM) for CA provider #2  
CA Descriptor (Secondary PID) for CA provider #2  
Elementary Stream  
Stream Type (Audio 0x81)  
Elementary PID (0x0012)  
Descriptor  
CA Descriptor (ECM) for CA provider #1  
CA Descriptor (ECM) for CA provider #2  
CA Descriptor (Secondary PID) for CA provider #2

---



---

<u>CA Descriptor for CA Provider #2 (ECM)</u>	
Descriptor	
Tag: Conditional Access (0x09)	
Length: 4 Bytes	
Data	
CA System ID: 0x0942 (2 <sup>nd</sup> CA provider)	
CA PID (0x0015)	
<u>CA Descriptor for CA Provider #2 (Secondary PID)</u>	
Descriptor	
Tag: Conditional Access (0x09)	
Length: 5 Bytes	
Data	
CA System ID: 0x1234 (2 <sup>nd</sup> CA provider)	
CA PID (0x0016)	
Private Data	

---

Legacy STB **36** operating under CA system A receives the data, ignores the secondary PIDs, decrypts the packets encrypted under CA system A and presents the program to the television set **44**. New or non-legacy STB **236** receives the SI **228**. It receives PSI **229** and uses the PMT to identify the primary and secondary PID, called out in the second CA descriptor, associated with the program being viewed. The packets encrypted under CA system A are discarded and the packets encrypted under CA system B with the secondary PID are decrypted by CA system B **240** and inserted into the clear data stream for decoding and display on television set **244**.

FIG. **4** illustrates one process for encoding at the cable system headend that can be used to implement an embodiment of the present invention wherein CA system A is the legacy system and CA system B is the new system to be introduced. As a clear packet is received, at **250** for a given program, if the packet (or frame) is not to be encrypted (i.e., it is not the current time slice for encryption for this program), the clear packet (C) is passed on to be inserted into the output stream at **254**. If the current packet is to be encrypted by virtue of the current packet being a part of the encryption time slice, the packet is passed for encryption to both packet encryption process A **258** and packet encryption process B **262**. The encrypted packets from encryption process A at **258** (EA) are passed on to **254** for insertion into the output stream. The encrypted packets from encryption process B at **262** (EB) are assigned a secondary PID at **264** for insertion into the output stream at **254**. This is repeated for all packets in the program.

FIG. **5** illustrates a process used in the STB **236** having the newly introduced CA system B for decrypting and decoding the received data stream containing C, EA and EB packets having primary and secondary PIDs as described. When a packet is received at **272**, it is inspected to see if it has the primary PID of interest. If not, the packet is examined to see if it has the secondary PID of interest at **274**. If the packet has neither the primary or secondary PID, it is ignored or dropped at **278**. Any intervening packets between the EA and EB packets that are not the primary or secondary PID are discarded. It is an implementation and mainly a buffering issue whether a decoder can receive multiple EA or EB in a row before receiving the replacement matched EA or EB packet. Also, it is just as easy to detect for secondary packets that come before and not after the primary packet. It is also possible to design a circuit where either case can happen—the secondary packet can be either before or after the primary packet. If the packet has the primary PID of interest, the packet is examined at **284** to determine if it is encrypted.

If not, the packet (C) is passed directly to the decoder at **288** for decoding. If the packet is encrypted at **284**, it is deemed to be an EA packet and is dropped or ignored at **278**. In some implementations, the primary packet's encryption does not get checked at **284**. Rather, its simple position relative to the secondary packet can be checked at **284** to identify it for replacement.

If the packet has the secondary PID at **274**, the PID is remapped to the primary PID at **292** (or equivalently, the primary PID is remapped to the secondary PID value). The packet is then decrypted at **296** and sent to the packet decoder at **288** for decoding. Of course, those skilled in the art will recognize that many variations are possible without departing from the invention, for example, the order of **292** and **296** or the order of **272** and **274** can be reversed. As mentioned earlier, **284** can be replaced with a check of primary packet position with respect to the secondary packet. Other variations will occur to those skilled in the art.

Legacy STB **36** operating under the encryption system A totally ignores the secondary PID packets. Packets with the primary PID are decrypted, if necessary, and passed to the decoder without decryption if they are clear packets. Thus, a so called "legacy" STB operating under encryption system A will properly decrypt and decode the partially encrypted data stream associated with the primary PID and ignore the secondary PID without modification. STBs operating under the encryption system B are programmed to ignore all encrypted packets associated with the primary PID and to use the encrypted packets transmitted with the secondary PID associated with a particular channel.

Thus, each dual partially encrypted program has two sets of PIDs associated therewith. If, as described, the encryption is carried out on a period-by-period basis, for the system shown with an appropriate time slice interval, the picture will be essentially unviewable on a STB with either decryption.

In order to implement this system in the headend **322** of FIG. **6**, the SI and PSI can be modified for inclusion of a second set of CA descriptor information. Legacy set-top boxes may not be able to tolerate unknown CA descriptors. Consequently, alternatively, in the set-top box, it may be possible to "hard code" offsets from the legacy CA PIDs for both the content PIDs and/or the SI/PSI and ECM PIDs. Alternatively, parallel PSI may be sent. For example, an auxiliary PAT can be delivered on PID **1000** instead of PID **0** for the non-legacy set-top boxes. It can reference auxiliary PMTs not found in the legacy PAT. The auxiliary PMTs can contain the non-legacy CA descriptors. Since auxiliary PMTs would not be known to the legacy set-top boxes, there would not be any interoperability issue.

In systems where system A corresponds to legacy set-top boxes manufactured by Motorola or Scientific Atlanta, no modifications to the STBs are required. For the system B compliant STBs, for dual carriage of partially encrypted programs as described herein, the video and audio decoder are adapted to listen to two PIDs each (a primary and a secondary PID) instead of just one. There may be one or more secondary shadow PIDs, depending on the number of non-legacy CA systems in use, however a specific set-top box only listens to one of the secondary PIDs as appropriate for the CA method being used by that specific STB. In



addition, ideally the encrypted packets from the PID carrying the mostly clear video or audio are ignored. Since ignoring “bad packets” (those that cannot be readily decoded as is) may already be a function that many decoders perform, thus requiring no modification. For systems with decoders that do not ignore bad packets, a filtering function can be used. It should be understood that the time slice encryption technique could be applied to just the video or the audio. Also, the video may be time slice encrypted while the audio is dual encrypted as in the earlier embodiment. The time

particular one of nine programs. In this example, assume that those nine programs have video PIDs numbered **101-109** and audio PIDs numbered **201-209**. The encryption, according to this embodiment is random program-to-program so that packets from other programs may be encrypted at the same time. This is illustrated in TABLE 2 below in which M=6 and N=2 and in which only video is encrypted, but this should not be considered limiting. The method does not need to be content aware. In TABLE 2, PK1 indicated packet number **1**, PK2 indicates packet number **2**, and so on.

TABLE 2

PROG.	VIDEO	PK1	PK2	PK3	PK4	PK5	PK6	PK7	PK8	PK9	PK10	PK11	PK12	...
1	PID 101	EA	EA	clear	clear	clear	clear	EA	EA	clear	clear	clear	clear	...
2	PID 102	clear	clear	clear	EA	EA	clear	clear	clear	clear	EA	EA	clear	...
3	PID 103	clear	clear	EA	EA	clear	clear	clear	clear	EA	EA	clear	clear	...
4	PID 104	clear	clear	clear	EA	EA	clear	clear	clear	clear	EA	EA	clear	...
5	PID 105	clear	clear	EA	EA	clear	clear	clear	clear	EA	EA	clear	clear	...
6	PID 106	EA	clear	clear	clear	clear	EA	EA	clear	clear	clear	clear	EA	...
7	PID 107	EA	EA	clear	clear	clear	clear	EA	EA	clear	clear	clear	clear	...
8	PID 108	clear	EA	EA	clear	clear	clear	clear	EA	EA	clear	clear	clear	...
9	PID 109	EA	clear	clear	clear	clear	EA	EA	clear	clear	clear	clear	EA	...
1	PID 111	EB	EB					EB	EB					...
2	PID 112				EB	EB					EB	EB		...
3	PID 113			EB	EB					EB	EB			...
4	PID 114				EB	EB					EB	EB		...
5	PID 115			EB	EB					EB	EB			...
6	PID 116	EB					EB	EB					EB	...
7	PID 117	EB	EB					EB	EB					...
8	PID 118		EB	EB					EB	EB				...
9	PID 119	EB					EB	EB					EB	...

slice technique may be applied to multiple programs concurrently. The number of programs that are encrypted during a period of time is mainly an issue of bandwidth allocation, and although the example discusses scrambling a single program at a time, the invention is not limited by that. Other combinations of encryption techniques described in this document will also occur to those skilled in the art.

#### M<sup>th</sup> and N Packet Encryption

Another embodiment consistent with the present invention is referred to herein as M<sup>th</sup> & N packet encryption. This is a variation of the embodiment illustrated in FIG. 3 as system **200**. In this embodiment, packets of each PID representing a program are encrypted in a manner that disrupts viewing of the program unless the user has paid for the programming. In this embodiment, M represents the number of packets between the start of an encryption event. N represents the number of packets that are encrypted in a row, once encryption takes place. N is less than M. If M=9 and N=1, then every nine packets there is an encryption event lasting 1 packet. If M=16 and N=2, then every sixteen packets there is an encryption event lasting two packets. Each packet to be dual partially encrypted is duplicated and processed using CA system A **218** and CA system B **224** as in the previous embodiment. The difference in operation between this embodiment and the time slicing technique previously is in the operation of switch **216** to effect the selection of packets to encrypt under control of a programmed processor.

By way of example, and not limitation, consider a system which has nine channels of programming that are to be dual encrypted according to the present exemplary embodiment. These nine channels are digitally encoded using packet identifiers (PID) to identify packets associated with a par-

In the example of TABLE 2, each program is encrypted fully independently of the others using the M=6 and N=2 encryption scheme. Again, the illustrated example encrypts only the video, but audio could also be encrypted according to this or another arrangement. If applied to just the video, audio may be dual scrambled or time slice encrypted as in earlier embodiments. Alternatively, if applied to just the audio, the video may be time sliced as in the earlier embodiment.

Those skilled in the art will recognize that many variations of the technique can be devised consistent with the partial scrambling concepts disclosed herein. For example, a pattern of five clear followed by two encrypted followed by two clear followed by one encrypted (CCCCCEECCECCCCCEECCE . . . ) is consistent with variations of the present partial encryption concept, as are random, pseudo-random and semi-random values for M and N may be used for selection of packets to encrypt. Random, pseudo-random or semi-random (collectively referred to as “random” herein) selection of packets can make it difficult for a hacker to algorithmically reconstruct packets in a post processing attempt to recover recorded scrambled content. Those skilled in the art will understand how to adapt this information to the other embodiments of partial encryption described later herein. Some of the embodiments can be used in combination to more effectively secure the content.

#### Data Structure Encryption

Another partial encryption method consistent with embodiments of the present invention uses a data structure as a basis for encryption. By way of example and not limitation, one convenient data structure to use for encryption is an MPEG video frame. This is illustrated (again with video only) in TABLE 3 below in which every tenth video frame is encrypted. In this embodiment, each program’s ten



frame encryption cycle is distinct from each other channel, but this should not be considered limiting. This concept can be viewed as a variation of the time slice or  $M^{\text{th}}$  and  $N$  partial encryption arrangement (or other pattern) based upon video or audio frames (or some other data structure) with the exemplary embodiment having  $M=10$  and  $N=1$ . Of course, other values of  $M$  and  $N$  can be used in a similar embodiment. In TABLE 3, F1 represents frame number 1, F2 represents frame number 2 and so on.

TABLE 3

PROG.	VIDEO	F1	F2	F3	F4	F5	F6	F7	F8	F9	F10	F11	F12	...
1	PID 101	EA	clear	clear	clear	clear	clear	clear	clear	clear	clear	EA	clear	...
2	PID 102	clear	clear	clear	EA	clear	clear	clear	clear	clear	clear	clear	clear	...
3	PID 103	clear	clear	EA	clear	clear	clear	clear	clear	clear	clear	clear	clear	...
4	PID 104	clear	clear	clear	clear	EA	clear	clear	clear	clear	clear	clear	clear	...
5	PID 105	clear	clear	clear	EA	clear	clear	clear	clear	clear	clear	clear	clear	...
6	PID 106	EA	clear	clear	clear	clear	clear	clear	clear	clear	clear	EA	clear	...
7	PID 107	clear	EA	clear	clear	clear	clear	clear	clear	clear	clear	clear	EA	...
8	PID 108	clear	EA	clear	clear	clear	clear	clear	clear	clear	clear	clear	EA	...
9	PID 109	EA	clear	clear	clear	clear	clear	clear	clear	clear	clear	EA	clear	...
1	PID 111	EB										EB		...
2	PID 112				EB									...
3	PID 113			EB										...
4	PID 114					EB								...
5	PID 115				EB									...
6	PID 116	EB										EB		...
7	PID 117		EB										EB	...
8	PID 118		EB										EB	...
9	PID 119	EB										EB		...

Thus, again each encrypted program has two sets of PIDs associated therewith. If, as described, the encryption is carried out on a period-by-period basis, for the system shown, the picture will be essentially unviewable. For a nine program system at 30 frames per second as depicted, approximately three frames per second will be encrypted. For viewers who are not entitled to view the program, their STB will be unable to capture much more than an occasional frozen frame as the STB constantly attempts to synchronize and recover. Viewers who have subscribed to the programming will be able to readily view the programming. The bandwidth cost for such an encryption arrangement depends upon the frequency with which the encryption is applied. In the above example, an extra factor of  $\frac{1}{9}$  of data are transmitted for each program. In this example, approximately one program's worth of bandwidth is used. With a greater number of programs, fewer packets per program are encrypted and the security of the encryption system may degrade somewhat. As in the randomized  $M$  and  $N$  method, random frames may be selected. Choosing random frames, in the video case, would help guarantee that all frame types would be affected—intra-coded frames (I frames), predictive-coded (P frames), Bi-directional-coded (B frames) and DC frames.

In a variation of the invention, it may be possible to encrypt fewer packets to achieve an acceptable level of security. That is, perhaps in a system of nine programs, only one frame per second may need to be encrypted to achieve acceptable levels of security. In such a system, the overhead becomes one encrypted period per second per program or approximately  $\frac{1}{30}$  of data transmitted in overhead. This level of overhead is a dramatic improvement over the 50% loss of bandwidth associated with full dual carriage of encryption under two encryption systems. In another variation of the invention, it may be possible to encrypt only certain video frames to achieve an acceptable level of security. For

example, for MPEG content, only intra-coded frames (I frames) may be scrambled to further reduce the bandwidth overhead and still maintain an acceptable level of security. These offer significant improvement over the bandwidth required for full dual carriage.

#### Critical Packet Encryption

Substantial efficiency in bandwidth utilization can be achieved by use of a selective packet-by-packet dual encryp-

tion technique. In this technique, packets are selected for encryption based upon their importance to the proper decoding of the audio and/or video of the program content.

This embodiment can reduce the bandwidth requirement compared with full dual carriage of encrypted content by only scrambling a small fraction of the packets. Clear packets are shared between the two (or more) dual carriage PIDs. In one preferred embodiment, as will be disclosed, less than about one percent of the total content bandwidth is used. In a system with a legacy encryption scheme, clear program content packets can be received by both legacy and new set-top boxes. As mentioned before, encrypted packets are dual carried and processed by the respective set-top boxes with the appropriate CA. Each CA system is orthogonal. Key sharing is not required and different key epochs may be used by each CA system. For example, a system with Motorola's proprietary encryption can generate fast changing encryption keys using the embedded security ASIC, while an NDS smart card based system can generate slightly slower changing keys. This embodiment works equally well for Scientific Atlanta and Motorola legacy encryption.

Referring now to FIG. 6, a block diagram of a system consistent with an embodiment of the present invention in which portions of programming are dual encrypted on a packet-by-packet basis is illustrated as system 300. In this system, packets of each program are dual encrypted using, for example, legacy CA system A and new CA system B. The packets that are encrypted are selected based upon their importance to the proper decoding of the video and/or audio stream.

In the system illustrated in FIG. 6, the cable system headend 322 selects A/V content 304 packets at a packet selector 316 for encryption. Packets selected for encryption are chosen so that their non-receipt (by a non-paying decoder) would severely affect the real-time decoding of a program, and any possible post processing of recorded



content. That is, only critical packets are encrypted. For the video and audio, this can be accomplished by encrypting “start of frame” transport stream packets containing PES (packetized elementary stream) headers and other headers as part of the payload, since without this information, the STB decoder cannot decompress the MPEG compressed data. MPEG2 streams identify “start of frame” packets with the “Packet Unit Start Indicator” in the transport header. Generally, packets carrying a payload that contains a group of pictures header or a video sequence header can be used to effect the present scrambling technique.

MPEG (Moving Pictures Expert Group) compliant compressed video repackages the elementary data stream into the transport stream in somewhat arbitrary payloads of 188 bytes of data. As such, the transport stream packets containing a PES header can be selected for encryption at selector 316 and dual encrypted by both the CA system A encrypter 318 and the CA system B encrypter to 324. Packets to be dual partially encrypted are duplicated and the PIDs of duplicate packets encrypted by encrypter 324 are remapped at 330 to a secondary PID as in the previous embodiment. The remaining packets are passed in the clear. The clear packets, system A encrypted packets, system B encrypted packets, system information 328, PSI from 329 are multiplexed together for broadcast over the cable system 32.

As with the previous system, the legacy STB 36 receives clear data and data encrypted under CA encryption system A and transparently passes unencrypted data combined with data decrypted by CA decryption A 40 to its decoder. In the new STB 336, the program is assigned to both a primary and a secondary PID. The clear packets with the primary PID are received and passed to the decoder. The encrypted packets with the primary PID are discarded. Encrypted packets with the secondary PID are decrypted and then recombined with the data stream (e.g., by remapping the packets to the primary PID) for decoding.

Using video as an example, each sample is known as a frame and the sample rate is typically 30 frames per second. If the samples are encoded to fit into 3.8 Mbps, each frame would occupy 127K bits of bandwidth. This data is sliced for MPEG transport into packets of 188 bytes with the first packet(s) of each frame containing the header used for instructions to process the body of the frame data. Dual encrypting just the first header packet (1504 additional bits) requires only 1.2% (1504/127K) of additional bandwidth. For high definition (19 Mbps) streams the percentage is even less.

As previously stated, transport stream packets containing a PES header are the preferred target for encryption according to the present embodiment. These packets contain sequence headers, sequence extension headers, picture headers, quantization and other decode tables that also fall within the same packet. If these packets cannot be decoded (i.e., by a hacker attempting to view unauthorized programming without paying the subscription charges), not even small portions of the program can be viewed. In general, any attempt to tune to the program will likely be met with a blank screen and no audio whatsoever since known decoder integrated circuits use the PES header to sync up to an elementary stream such as video and audio in real-time. By encrypting the PES header, the decoding engine in an un-authorized set-top box cannot even get started. Post processing attacks, e.g. on stored content, are thwarted by dynamically changing information in the packet containing the PES header. Those skilled in the art will appreciate that for implementation of this embodiment of the invention, other critical or important packets or content elements may also be identified

for encryption that could severely inhibit unauthorized viewing without departing from the present invention. For example, MPEG intra-coded or I frame picture packets could be encrypted to inhibit viewing of the video portion of the program. Embodiments consistent with the present invention may be used in any combination with other embodiments, e.g. scrambling the packet containing the PES header as well as random,  $M^{\text{th}}$  and  $N$ , or data structure encryption of the other packets. Critical packet encryption may be applied to video encryption, while a different method may be applied to audio. Audio could be dual encrypted, for instance. Other variations within the scope of the present invention will occur to those skilled in the art.

FIG. 7 is a flow chart depicting an exemplary encoding process such as that which would be used at headend 322 of FIG. 6. When a transport stream packet is received at 350, the packet is examined to determine if it meets a selection criteria for encryption. In the preferred embodiment, this selection criteria is the presence of a PES header as a portion of the packet payload. If not, the packet is passed as a clear unencrypted packet (C) for insertion into the output data stream at 354. If the packet meets the criteria, it is encrypted under CA encryption system A at 358 to produce an encrypted packet EA. The packet is also duplicated and encrypted under CA encryption system B at 362 to produce an encrypted packet. This encrypted packet is mapped to a secondary PID at 366 to produce an encrypted packet EB. Encrypted packets EA and EB are inserted into the output data stream along with clear packets C at 354. Preferably, the EA and EB packets are inserted at the location in the data stream where the single original packet was obtained for encryption so that the sequencing of the data remains essentially the same.

When the output data stream from 354 is received at an STB compliant with CA encryption system B such as 336 of FIG. 6, a process such as that of FIG. 8 (which is similar to that of FIG. 5) can be utilized to decrypt and decode the program. When a packet is received having either the primary or the secondary PID at 370, a determination is made as to whether the packet is clear (C) or encrypted under system A (EA) at 370 or encrypted under system B (EB) at 374. If the packet is clear, it is passed directly to the decoder 378. In some embodiments, the relative position of the primary packet, before or after, to the secondary packet may be used to signal a primary packet for replacement in the stream. A check of the scrambling state of the primary packet is not specifically required. If the packet is an EA packet, it is dropped at 380. If the packet is an EB packet, it is decrypted at 384. At this point, the secondary PID packets and/or the primary PID packets are remapped to the same PID at 388. The decrypted and clear packets are decoded at 378.

The dual partial encryption arrangement described above can greatly reduce the bandwidth requirements over that required for full dual carriage. Encrypting the PES header information can be effective in securing video and audio content, while allowing two or more CA systems to independently “co-exist” on the same cable system. Legacy system A set-top boxes are un-affected, and system B set-top boxes require only a minor hardware, firmware, or software enhancement to listen for two PIDs each for video and audio. Each type of STB, legacy and non-legacy, retains its intrinsic CA methodology. Headend modification is limited to selecting content for encryption, introducing the second encrypter, and providing a means to mix the combination into a composite output stream.



In one embodiment, the headend equipment is configured to opportunistically scramble as much of the content as the bandwidth will allow, and not just the critical PES headers. These additional scrambled packets would be either in the PES payload or other packets throughout the video/audio frame to provide even further security of the content.

#### SI Encryption

Turning now to FIG. 9, one embodiment of a system that minimizes the need for any additional bandwidth is illustrated as system 400. In this embodiment, the system takes advantage of the fact that system information (SI) 428 is required for a set-top box to tune programming. In a cable system, SI is sent out-of-band, at a frequency set aside from the normal viewing channels. It is possible to also send it in-band. If sent in-band, the SI 428 is replicated and sent with each stream. For discussion purposes, assume that the SI delivered to “legacy” set-top boxes from previous manufacturers is separate from the SI delivered to set-tops from new manufacturers such as STB 436. Consequently, each version of the SI can be independently scrambled as illustrated using conditional access system A 418 and conditional access system B 424. The clear video 404 and clear audio 406 are delivered in the clear, but in order to understand how to find them, the SI information 428 is needed.

The SI delivers information about channel names and program guide information such as program names and start times, etc. . . . as well as the frequency tuning information for each channel. Digital channels are multiplexed together and delivered at particular frequencies. In the embodiment of the invention, the SI information is encrypted, and only made available to authorized set-top boxes. If the SI information is not received to allow knowledge of the location of all the A/V frequencies in the plant, then tuning cannot take place.

To frustrate a hacker who might program a set-top box to trial or scan frequencies, the frequencies for the channels can be offset from the standard frequencies. Also, the frequencies can be dynamically changed on a daily, weekly or other periodic or random basis. A typical cable headend may have roughly 30 frequencies in use. Each frequency is typically chosen to avoid interference between, among other things, each other, terrestrial broadcast signals, and frequencies used by clocks of the receiving equipment. Each channel has at least one independent alternate frequency that if used would not cause interference, or cause the frequency of adjoining channels to be changed. The actual possible frequency maps are therefore  $2^{30}$  or  $1.07 \times 10^9$ . However, a hacker might simply quickly try both frequencies on each tune attempt for each of the 30 channels or so. If successful in locating a frequency with content, the hacker’s set-top box can then parse the PSI 429 to learn about the individual PIDs that make up a program. The hacker will have difficulty learning that “program 1” is “CNN”, and that “program 5” is “TNN”, and so on. That information is sent with the SI, which as stated above is scrambled and otherwise unavailable to the un-authorized set-top box. However, a persistent hacker might yet figure those out by selecting each one and examining the content delivered. So in order to frustrate the identification of channels, the assignment of a program within a single stream can move around, e.g. program 2 and program 5 swapped in the example above so that “program 1” is “TNN” and “program 5” is “CNN”. Also, it is possible to move programs to entirely different streams with entirely new program groupings. A typical digital cable headend can deliver 250 programs of content including music. Each can be uniquely tuned. The possible combinations for re-order-

ing are 250! (factorial). Without a map of the content provided by either the delivered SI or by a hacker, the user is faced with randomly selecting each program in a stream to see if it is the one interest.

Thus, at headend 422, the video signal 404 and the audio signal 406 are provided in the clear (unencrypted) while the SI 428 is provided to multiple CA systems for delivery over the cable network. Thus, in the exemplary system 400, clear SI 428 is provided to an encryption system 418 that encrypts SI data using encryption system A. Simultaneously, clear SI 428 is provided to encryption system 424 that encrypts the SI data using encryption system B. Clear video 404, audio 406, and PSI 429 are then multiplexed along with encrypted SI from 418 (SI A) and encrypted SI from 424 (SI B) to replace out of band system information 428.

After distribution through the cable system 32, the video, the audio, PSI, system information A and system information B are all delivered to set-top boxes 36 and 436. At STB 36, the encrypted SI is decrypted at CA system A 40 to provide tuning information to the set-top box. The set-top box tunes a particular program to allow it to be displayed on television set 44. Similarly, at STB 436, the encrypted SI is decrypted at CA system B 440 to provide tuning information for the set-top box, to allow a particular program to be tuned and displayed on television set 444.

An advantage of this approach is that no additional A/V bandwidth is required in the content delivery system, e.g. cable system. Only the SI is dual carried. No special hardware is required. Any offset frequencies from the standard ones can be easily accommodated by most tuners. SI decryption can be performed in software or can be aided by hardware. For example, legacy Motorola set-top boxes have an ability to descramble the SI delivered to the Motorola set-top boxes out-of-band using a hardware decrypter built into the decoder IC chip.

A determined hacker can potentially use a spectrum analyzer on the coax cable to learn where the A/V channels are located. Also, it may be possible for the hacker to program a set-top box to auto-scan the frequency band to learn where the A/V channels are—a relatively slow process. If the A/V channel frequencies changed dynamically, then that could foil the hackers, since they would need to be constantly analyzing or scanning the band. Also, the program numbers and assigned PIDs can vary. However, dynamically changing frequencies, program numbers, and PIDs might create operational difficulties to a service provider, e.g. cable operator.

#### Generalized Representation

Each of the above techniques can be represented generically by the system 500 of FIG. 10. This system 500 has a cable system headend 522 with clear video 504, clear audio 506, SI 528, and PSI 529 any of which can be selectively switched through an intelligent processor controlled switch 518, which also serves to assign PIDs (in embodiments requiring PID assignment or reassignment), to conditional access system A 520 or conditional access system B 524 or passed in the clear to the cable system 32. As previously, the program or SI encrypted according to the legacy CA system A can be properly decoded by STB 36. The CA system B encrypted information is understood by STBs 536 and decrypted and decoded accordingly, as described previously.

#### PID Mapping Considerations

The PID mapping concepts described above can be generally applied to the dual partial encryption techniques described herein, where needed. At the cable headend, the general concept is that a data stream of packets is manipu-



lated to duplicate packets selected for encryption. Those packets are duplicated and encrypted under two distinct encryption methods. The duplicated packets are assigned separate PIDs (one of which matches the legacy CA PID used for clear content) and reinserted in the location of the original selected packet in the data stream for transmission over the cable system. At the output of the cable system headend, a stream of packets appears with the legacy encrypted packets and clear packets having the same PID. A secondary PID identifies the packets that are encrypted under the new encryption system. In addition to the PID remapping that takes place at the headend, MPEG packets utilize a continuity counter to maintain the appropriate sequence of the packets. In order to assure proper decoding, this continuity counter should be properly maintained during creation of the packetized data stream at the headend. This is accomplished by assuring that packets with each PID are assigned continuity counters sequentially in a normal manner. Thus, packets with the secondary PID will carry a separate continuity counter from those of the primary PID. This is illustrated below in simplified form where PID **025** is the primary PID and PID **125** is the secondary PID, E represents an encrypted packet, C represents a clear packet, and the end number represents a continuity counter.

---

025C04 025E05 125E11 025C06 025C07 025C08 025C09 025E10 125E12

---

30

In this exemplary segment of packets, packets with PID **025** are seen to have their own sequence of continuity counters (**04, 05, 06, 07, 08, 09, . . .**). Similarly, the packets with secondary PID **125** also have their own sequence of continuity counters (**11, 12, . . .**).

At the STB, the PIDs can be manipulated in any number of ways to correctly associate the encrypted packets with secondary PID with the correct program. In one implementation, the packet headers of an input stream segment illustrated below:

---

025C04 025E05 125E11 025C06 025C07 025C08 025C09 025E10 125E12

---

are manipulated to create the following output stream segment:

---

125C04 025E11 125E05 125C06 125C07 125C08 125C09 025E12 125E10

---

55

The primary PIDs (**025**) in the input stream are replaced with the secondary PID (**125**) for the clear packets (C). For the encrypted packets, the primary PID and secondary PID are retained, but the continuity counters are swapped. Thus, the stream of packets can now be properly decrypted and decoded without errors caused by loss of continuity using the secondary PID. Other methods for manipulation of the PIDs, e.g. mapping the PID (**125**) on the scrambled legacy packet to a NOP PID (all ones) or other PID value not decoded, and the continuity counters can also be used in embodiments consistent with the present invention.

The primary and secondary PIDs are conveyed to the STBs in the program map table (PMT) transmitted as a part of the program specific information (PSI) data stream. The existence of a secondary PID can be established to be ignored by the STB operating under CA encryption system A (the “legacy” system), but new STBs operating under CA encryption system B are programmed to recognize that secondary PIDs are used to convey the encrypted part of the program associated with the primary PID. The set-top boxes are alerted to the fact that this encryption scheme is being used by the presence of a CA descriptor in the elementary PID “for loop” of the PMT. There typically would be a CA descriptor for the video elementary PID “for loop”, and another one in the audio elementary PID “for loop”. The CA descriptor uses a Private Data Byte to identify the CA\_PID as either the ECM PID or the secondary PID used for partial scrambling, thus setting up the STB operating under system B to look for both primary and secondary PIDs associated with a single program. Since the PID field in the transport header is thirteen bits in length, there are  $2^{13}$  or 8,192 PIDs available for use, any spare PIDs can be utilized for the secondary PIDs as required.

In addition to the assignment of a PID for each program component or selected portion thereof, a new PID may be

assigned to tag ECM data used in the second encryption technique. Each PID number assigned can be noted as a user defined stream type to prevent disrupting operation of a legacy STB. MPEG defines a reserved block of such numbers for user defined data stream types.

While conceptually the PID mapping at the cable headend is a simple operation, in practice the cable headend equipment is often already established and is therefore modified to accomplish this task in a manner that is minimally disruptive to the established cable system while being cost

effective. Thus, the details of the actual implementation within the cable system headend are somewhat dependent

upon the actual legacy hardware present in the headend, examples of which are described in greater detail below.

#### Headend Implementations

Those skilled in the art will appreciate that the above descriptions as related to FIGS. 2, 3, 6, 9 and 10 are somewhat conceptual in nature and are used to explain the overall ideas and concepts associated with the various embodiments of the present invention. In realizing a real world implementation of the present invention, those skilled in the art will recognize that a significant real world issue to contend with is providing a cost effective implementation of



the various partial encryption methods within existing legacy headend equipment at established cable providers. Taking two of the primary legacy cable systems as examples, the following describes how the above techniques can be implemented at a cable headend.

First, consider a cable system headend using a Motorola brand conditional access system. In such a system the modifications shown in FIG. 11 can be done to provide a cost effective mechanism for partial dual encryption implementation. In a typical Motorola system, a HITS (Headend In The Sky) or similar data feed is provided from a satellite. This feed provides aggregated digitized content that is supplied to cable providers and is received by a receiver/descrambler/scrambler system **604** such as the Motorola Integrated Receiver Transcoder (IRT) models IRT 1000 and IRT 2000, and Motorola Modular Processing System (MPS). A clear stream of digitized television data can be obtained from the satellite descrambler functional block **606** of the receiver/descrambler/scrambler **604**. This clear stream can be manipulated by a new functional block shown as packet selector/duplicator **610**. This new block **610** may be implemented as a programmed processor or may be otherwise implemented in hardware, software or a combination thereof.

Packet selector/duplicator **610** selects packets that are to be dual encrypted under any of the above partial dual encryption methods. Those packets are then duplicated with new PIDs so that they can be later identified for encryption. For example, if packets at the input of **610** associated with a particular program have PID A, then packet selector/duplicator **610** identifies packets to be encrypted and duplicates those packets and remaps them to PIDs B and C respectively, so that they can be identified later for encryption under two different systems. Preferably, the duplicate packets are inserted into the data stream adjacent one another in the location of the originally duplicated packet now with PIDs B and C so that they remain in the same order originally presented (except that there are two packets where one previously resided in the data stream). Assume, for the moment, that the new CA system to be added is NDS encryption. In this case, PID A will represent clear packets, PID B will represent NDS encrypted packets and PID C will represent Motorola encrypted packets. The packets having PID B may be encrypted under the NDS encryption at this point in **610** or may be encrypted later.

The packets with PIDs B and C are then returned to the system **604** where packets with PID C are encrypted under Motorola encryption at cable scrambler **612** as instructed by the control system **614** associated with the Motorola equipment. The output stream from cable scrambler **612** then proceeds to another new device—PID remapper and scrambler **620**, which receives the output stream from **612** and now remaps the remaining packets with PID A to PID C and encrypts the PID B packets under the NDS encryption algorithm under control of control system **624**. The output stream at **626** has clear unencrypted packets with PID C and selected packets which have been duplicated and encrypted under the Motorola encryption system with PID C along with encrypted packets under the NDS encryption system with PID B. This stream is then modulated (e.g., Quadrature Amplitude Modulated and RF modulated) at **628** for distribution over the cable system. The preferred embodiment maps the unencrypted packets on PID A to match the scrambled packets on PID C because the audio and video PIDs called out in legacy program specific information (PSI) are correct that way. The control computer, the scrambler, and legacy set-top boxes only know about PID C. Alterna-

tively, the scrambled packets on PID C could be mapped back to PID A, but this would likely mean editing the PSI, that was automatically generated, to map the PID numbers from PID C back to PID A in the PID remapper and scrambler **620**.

In the above example, the PID remapper and scrambler **620** may also be used to demultiplex PSI information, modify it to reflect the addition of the NDS encryption (through the use of CA descriptors in the PMT) and multiplex the modified PSI information back into the data stream. The ECMs to support NDS encryption may also be inserted into the data stream at PID remapper and scrambler **620** (or could be inserted by packet selector/duplicator **610**).

Thus, in order to add NDS encryption (or another encryption system) to a cable system headend using Motorola equipment, packets are duplicated and PIDs are remapped in the data stream from the satellite descrambler. The remapped PIDs are then used to identify packets that are to be scrambled under each CA system. Once the legacy system encryption has taken place, the clear PID is then remapped so that both clear and encrypted packets in the legacy system share the same PID (or PIDs). PID remapping as in **620** and packet selection and duplication as in **610** can be implemented using a programmed processor or using custom or semi-custom integrated circuitry such as an application specific integrated circuit or a programmable logic device or field programmable gate array. Other implementations are also possible without departing from the present invention.

FIG. 12 depicts a similar equipment configuration such as that used in implementing the partial dual encryption of the present invention in a Scientific Atlanta based cable headend. In this embodiment, the HITS feed or similar is received at IRD **704** which incorporates a satellite descrambler **706**. This may be a Motorola IRT or MPS with only the satellite descrambler function enabled. The output of the satellite descrambler **706** again provides a clear data stream that can be manipulated by a new packet selector/duplicator **710** which selects packets to be encrypted, duplicates them and maps the PIDs of the duplicate packets to new PIDs. Again, for example, packets to remain in the clear are assigned PID A, packets to be encrypted under the new system (e.g., NDS) are assigned PID B and packets to be encrypted under the Scientific Atlanta encryption system are assigned PID C. The packets with PID B may be encrypted at this point under the NDS encryption system.

The stream of packets is then sent to a multiplexer **712** (e.g., a Scientific Atlanta multiplexer) where the packets having PID C are encrypted under the Scientific Atlanta encryption system at **714** under control of control system **718** associated with multiplexer **712**. The stream of data is then supplied internal to multiplexer **712** to a QAM modulator **720**. In order to properly remap the packets, the QAM modulated signal at the output of multiplexer **712** is provided to a new processor system **724** where the QAM modulated signal is demodulated at a QAM demodulator **730** and the clear PID A packets are remapped to PID C at PID remapper **734** under control of a control system **738**. Encryption under the NDS encryption algorithm can also be carried out here rather than in **710**. The data stream with remapped PIDs and dual partial encryption is then QAM and RF modulated at **742** for distribution over the cable system.

In the above example, the PID remapper and scrambler **734** may also be used to demultiplex PSI information, modify it to reflect the addition of the NDS encryption (adding the CA descriptors to the PMT) and multiplex the modified PSI information back into the data stream. The ECMs to support NDS encryption may also be inserted into



the data stream at PID remapper and scrambler **734** (or could be inserted by packet selector/duplicator **710**). PID remapping and or scrambling as in **734** along with QAM demodulation and QAM modulation as in **730** and **742** respectively, and packet selection and duplication as in **710** can be implemented using a programmed processor or using custom or semi-custom integrated circuitry such as an application specific integrated circuit or a programmable logic device or field programmable gate array. Other implementations are also possible without departing from the present invention.

The above embodiments of the present invention allow legacy scrambling equipment to scramble only the packets desired in an elementary stream instead of the entire elementary stream. The scrambling of certain packets of an elementary stream is accomplished by using a PID number for packets that are not going to be scrambled, e.g., PID A. Packets that will be scrambled will be placed on PID C. The scrambling equipment will scramble the packets on PID C (the ones that have been selected for scrambling). After the scrambling has taken place, the unscrambled packets have the PID number mapped to the same as the scrambled packet—PID A becomes PID C. The legacy set-top boxes will receive an elementary stream with both scrambled and un-scrambled packets.

The packets in these embodiments are handled as a stream. The entire stream is sent to the legacy scrambling equipment for scrambling. This keeps all of the packets in exact time synchronous order. If packets were extracted from a stream and sent to the legacy scrambling equipment, time jitter might be introduced. The present embodiment avoids that problem by keeping all the packets in a stream. The embodiment does not require cooperation from the legacy scrambling equipment provider because that equipment is not involved in the remapping of packets—from PID A to PID C. This remapping is preferable because the PID called out by the PSI generated by the legacy scrambling system does not need to change. The legacy system knows about PID C, but not PID A. The entire elementary stream to be scrambled by the legacy scrambling equipment is found on a single PID that the scrambling system has been instructed to scramble.

In the above examples, the use of NDS as the second encryption system should not be considered limiting. Moreover, although two widely used systems—Motorola and Scientific Atlanta have been depicted by way of example, similar modifications to legacy systems to permit PID remapping and dual partial encryption can be used. In general, the technique described above involves the process generally described as **800** in FIG. **13**. A feed is received at **806** which is descrambled as it is received at **810** to produce a clear data stream of packets. At **814**, packets are selected according to the desired partial dual encryption technique (e.g., audio only, packets containing PES header, etc.). At **818**, the selected packets are duplicated and the duplicate pairs are remapped to two new PIDs (e.g., PID B and PID C). The duplicated packets are then encrypted based upon PID (that is, PID C is encrypted according to legacy encryption and PID B is encrypted according to the new encryption system) at **822**. The clear packets (e.g., PID A) are then remapped to the same PID as the legacy encrypted PID (PID C) at **826**.

The order in which some of the elements of the process of FIG. **13** are carried out can vary according to the particular legacy system being modified to accommodate the particular dual encryption arrangement being used. For example, encryption under a new encryption system can be carried out

either at the time of duplication or later at the time of remapping the legacy packets, as illustrated in FIG. **11** and **12**. Additionally, various demodulation and re-modulation operations can be carried out as needed to accommodate the particular legacy system at hand (not shown in FIG. **13**).

#### Set-Top Box Implementations

Several set-top box implementations are possible within the scope of the present invention. The method used at the headend to select packets for encryption is irrelevant to the STB.

One such implementation is illustrated in FIG. **14**. In this embodiment, packets from a tuner and demodulator **904** are provided to a decoder circuit **908**'s demultiplexer **910**. The packets are buffered into a memory **912** (e.g., using a unified memory architecture) and processed by the STB's main CPU **916** using software stored in ROM memory **920**.

Selected PIDs can be stripped from the incoming transport via the STB's PID filter, decrypted and buffered in Synchronous Dynamic Random Access Memory (SDRAM), similar to the initial processing required in preparation for transfer to a hard disk drive (HDD) in a Personal Video Recorder (PVR) application. The host CPU **916** can then "manually" filter the buffered data in SDRAM for elimination of the packets containing unneeded PIDs. There are some obvious side effects to this process.

The host overhead is estimated to be about 1% of the bandwidth of the CPU. In the worst case, this is equivalent to 40 K bytes/Second for a 15 Mbit/S video stream. This reduction is possible since at most only 4 bytes of each packet is evaluated and the location is on 188 byte intervals so the intervening data does not have to be considered. Each packet header in SDRAM can therefore be directly accessed through simple memory pointer manipulation. Additionally, Packets are cached in blocks and evaluated en masse to reduce task switching of the host. This would eliminate an interrupt to other tasks upon the reception of each new packet. This may produce a increased latency for starting decode of a stream upon channel change to allow time for cache fill. This may be negligible depending upon the allocated SDRAM cache buffer size.

The host filtered packets in the SD RAM buffer are then transferred to the A/V Queue through existing hardware DMA processes and mimics a PVR implementation. The filtered packets are then provided to the decoder **922** for decoding.

A second technique for implementation in a set-top box is illustrated in FIG. **15**. Since RISC processor A/V decoder module **934** in decoder circuit **930** processes the partial transport PIDs and strips/concatenates for decode, the firmware within decoder IC **930** can be altered to exclude individual packets in a partial transport stream based upon criteria in each packet header. Alternatively, the demultiplexer **910** can be designed to exclude the packets. Legacy scrambled packet(s) pass through the CA module still encrypted. By using the decoder IC **930** to perform the removal of the legacy scrambled packets and assuming that the packets encrypted under the new encryption algorithm (e.g., NDS) are immediately adjacent the legacy encrypted packet (or at least prior to next primary stream video packet) then the pruning of the legacy packet in effect accomplishes the merging of a single, clear stream into the header strip and video queue.

A third technique for implementation of partial decryption in a set-top box is illustrated in FIG. **16**. In this embodiment, the PID remapping is carried out either within a circuit such as an Application Specific Integrated Circuit (ASIC), Field



Programmable Gate Array (FPGA), or a programmable logic device (PLD) **938** or other custom designed circuit placed between the tuner and demodulator **904** and the decoder IC **908**. In a variation of this embodiment, the decoder IC **908** can be modified to implement the PID remapping within demultiplexer **940**. In either case, the legacy encrypted packets are dropped and the non-legacy packets are re-mapped either in circuit **938** or demultiplexer **940**.

This third technique can be implemented in one embodiment using the PLD depicted in FIG. **17**. This implementation assumes that there will not be more than one encrypted packet of a particular PID appearing in a row, thus, the implementation could be modified to accommodate bursts of encrypted packets such as with the M and N<sup>th</sup> encryption arrangement described above (as will be explained later). The input stream passes through a PID identifier **950** which serves to demultiplex the input stream based upon PID. Primary PID packets are checked for continuity at **958**. If a continuity error is detected, the error is noted and the counter is reset at **960**.

The original input packet stream contains packets tagged with many PIDs. The PID identifier **950** separates packets with the two PIDs of interest (primary and secondary PIDs) from all other packets. This capability can be scaled to process multiple PID pairs. These other packets are bypassed directly to the revised output stream. This processing results in a three or four byte clocking delay.

Packets with the secondary PID are routed by the PID identifier **950** to a continuity count checker **954** which verifies sequence integrity for this PID. Any errors are noted at **956**, but specific handling of errors is not relevant to understanding the present invention. The packet's continuity value is preserved for use in checking the sequence of packets to follow. A corresponding continuity check **958** is done for packets with the primary PID using the independent primary counter, and again any errors are noted at **960**.

The secondary packet is checked for a secondary flag at **962**. This Boolean indicator is used to remember if a secondary packet has been processed since the last clear packet. More than one secondary packet between clear packets is an error in this embodiment and is noted at **964**. Presence of a secondary packet is remembered by setting the secondary flag at **966**.

The continuity counter of the secondary packet is changed at **968** to fit into the sequence of the clear packets. Data for this substitution comes from the value used to verify continuity of the primary stream at **958**. The revised packet is sent out from **968** and merged into the revised stream forming the output stream.

After packets with primary PIDs have had their continuity checked at **958**, they are differentiated at **970** by the scrambling flags in the header. If the packet is scrambled, the primary flag is queried at **974**. This primary flag Boolean indicator is used to remember if a primary encrypted packet has been processed since the last clear packet. More than one encrypted primary packet between clear packets is an error in this embodiment and is noted at **976** before the packet is discarded at **978**. Presence of a encrypted primary packet is remembered by setting the primary flag at **980**. If there is no downstream consumer for the primary encrypted packet, it can be discarded at **978**. In some cases it may be necessary for the packet to continue on (in which case its continuity counter can use the discarded secondary continuity value).

If the primary PID scramble test at **970** detects a clear packet, the state of the secondary and primary flags is tested at **984**. Valid conditions are neither set and both set, since

encrypted packets should come in matched pairs. A sequence of one without the other should be noted as an error at **988**. However, the order of appearance is inconsequential in this embodiment. It should be noted that there may be other ways to flag a primary packet for deletion other than the scrambling bits in the transport header, e.g. the transport\_priority bit. Also, it is possible not to use any bits what-so-ever, e.g. using the primary packet's simple positional information, before or after the secondary packet, as an indicator for replacement.

Clear packets with the primary PID then have their PID value changed at **992** to the secondary PID before being output in the revised output stream. Alternatively, the secondary PID packets can be remapped to the primary PID value. The content can be decoded when the decoder is provided with the correct PID for decoding the content (whether the primary or secondary PID). Presence of a clear packet also clears the primary and secondary Boolean flags.

In all the embodiments proposed, the secondary packet can be inserted adjoining the primary packet to be replaced even when a series of primary packets are tagged for replacement. However, in some instances, it may facilitate headend partial scrambling if multiple encrypted packets can be inserted into the stream without the intervening secondary packets. In order to accommodate multiple consecutive encrypted packets (such as with the M<sup>th</sup> and N partial encryption method), the use of primary and secondary flags can be replaced with a counter matching test function. Thus, in place of elements **962**, **964** and **966**, a secondary encrypted packet counter can be incremented. In place of elements **970**, **974**, **976** and **980**, a primary encrypted packet counter can be incremented. Element **984** can be replaced with a comparison of the primary and secondary encrypted packet counters to assure that the same number of encrypted packets are received in both the primary and secondary paths. Instead of clearing flags at **992**, the counters are cleared. Using this variation, multiple encrypted packets may be consecutively received and the number received are compared to monitor the integrity of the data stream. Other variations will occur to those skilled in the art.

The function described above in connection with FIG. **17** can be integrated into an A/V decoder chip that functions similar to that of the commercially available Broadcom series 70xx or 71xx decoder used in commercial set-top boxes. FIG. **18** illustrates a block diagram for such a decoder chip where the functions already provided in the commercial chip are essentially unchanged. Normally, commercial decoder chips expect there to be a one-to-one correspondence between the PIDs and program components (e.g., audio or video).

The decoder illustrated in FIG. **18** permits multiple PIDs to be programmed into the decoder via a connection to the STB central processor so that both primary and secondary PIDs can be handled for main audio, main video and a secondary video used for picture-in-picture (PiP) functions. In this embodiment, the raw data stream is received by a Packet sorter **1002** that provides a function similar to that described in connection with FIG. **17** above to demultiplex the stream of packets based upon PID. Preferably, the decoder of FIG. **18** carries out the PID sorting function of **1002** using hard wired logic circuitry rather than programmed software. Program guide and stream navigation information is output for use by an STB's main processor, for example. The packets associated with the main audio program are buffered in a FIFO **1006**, decrypted in a decrypter **1010** and then buffered at **1014** for retrieval by an



MPEG audio decoder 1018 as needed. Decoded MPEG audio is then provided as an output from the decoder.

In a similar manner, packets associated with the main video program are buffered in a FIFO 1024, decrypted in a decrypter 1028 and then buffered at 1032 for retrieval by an MPEG video decoder 1036 as needed. Decoded MPEG video for the main channel is then provided to a compositor 1040 and then provided as an output from the decoder. Similarly, packets associated with picture-in-picture video are buffered in a FIFO 1044, decrypted in a decrypter 1048 and then buffered at 1052 for retrieval by an MPEG video decoder 1056 as needed. Decoded MPEG video for the picture-in-picture channel is then provided to the compositor 1040 where it is combined with the main channel video and then provided as a decoded video output from the decoder. Other packets not associated with the main or picture-in-picture channel are discarded. Of course, other functions may be incorporated in the decoder chip or deleted without departing from embodiments of the present invention.

### CONCLUSION

As previously mentioned, in order to thwart a persistent threat by hackers, several of the above partial encryption arrangements can be combined to further enhance security. For example, the critical packet encryption can be used in any combination with SI encryption,  $M^m$  an N, random encryption, time slice and other techniques to further enhance security. In one embodiment, as many packets would be encrypted as bandwidth is available. The amount of encryption might depend on whether the content was a regular program or premium (such as a pay-per-view or VOD), whether it was an adult program or a regular movie, and the security level that the various cable operators feel comfortable operating. Those skilled in the art will appreciate that many other combinations are possible to further enhance the security of the encryption without departing from the present invention.

The present invention, as described above in its various embodiments, has been described in terms of a digital A/V system using MPEG 2 coding. Thus, the various packet names and protocol specifically discussed is related the MPEG 2 coding and decoding. However, those skilled in the art will appreciate that the concepts disclosed and claimed herein are not to be construed in such a limited scope. The same or analogous techniques can be used in any digital cable system without limitation to MPEG 2 protocols. Moreover, the present techniques can be used in any other suitable content delivery scenario including, but not limited to, terrestrial broadcast based content delivery systems, Internet based content delivery, satellite based content delivery systems such as, for example, the Digital Satellite Service (DSS) such as that used in the DirecTV™ system, as well as package media (e.g. CDs and DVDs). These various alternatives are considered equivalent for purposes of this document, and the exemplary MPEG 2 cable embodiment should be considered to be an exemplary embodiment presented for illustrative purposes.

In addition, the present invention has been described in terms of decoding partially encrypted television programs using a television set-top box. However, the present decoding mechanism can equally be implemented within a television receiver without need for an STB, or music player such as an MP3 player. Such embodiments are considered equivalent.

Also, while the present invention has been described in terms of the use of the encryption techniques described to

provide a mechanism for dual partial encryption of a television program, these partial encryption techniques could be used as a single encryption technique or for multiple encryption under more than two encryption systems without limitation. More than two encryption systems would be accommodated with additional duplicated packets that are encrypted. Alternatively, the encryption key for one of the duplicated packets may be shared amongst the multiple encryption systems. Additionally, although specifically disclosed for the purpose of encryption of television programming, the present inventions can be utilized for single or dual encryption of other content including, but not limited to content for download over the Internet or other network, music content, packaged media content as well as other types of information content. Such content may be played on any number of playback devices including but not limited to personal digital assistants (PDAs), personal computers, personal music players, audio systems, audio/video systems, etc. without departing from the present invention.

Those skilled in the art will recognize that the present invention has been described in terms of exemplary embodiments that can be realized by use of a programmed processor. However, the invention should not be so limited, since the present invention could be implemented using hardware component equivalents such as special purpose hardware and/or dedicated processors which are equivalents to the invention as described and claimed. Similarly, general purpose computers, microprocessor based computers, microcontrollers, optical computers, analog computers, dedicated processors and/or dedicated hard wired logic may be used to construct alternative equivalent embodiments of the present invention.

Those skilled in the art will appreciate that the program steps and associated data used to implement the embodiments described above can be implemented using disc storage as well as other forms of storage such as for example Read Only Memory (ROM) devices, Random Access Memory (RAM) devices; optical storage elements, magnetic storage elements, magneto-optical storage elements, flash memory, core memory and/or other equivalent storage technologies without departing from the present invention. Such alternative storage devices should be considered equivalents.

The present invention, as described in embodiments herein, can be implemented using a programmed processor executing programming instructions that are broadly described above in flow chart form that can be stored on any suitable electronic storage medium or transmitted over any suitable electronic communication medium. However, those skilled in the art will appreciate that the processes described above can be implemented in any number of variations and in many suitable programming languages without departing from the present invention. For example, the order of certain operations carried out can often be varied, additional operations can be added or operations can be deleted without departing from the invention. Error trapping can be added and/or enhanced and variations can be made in user interface and information presentation without departing from the present invention. Such variations are contemplated and considered equivalent.

While the invention has been described in conjunction with specific embodiments, it is evident that many alternatives, modifications, permutations and variations will become apparent to those skilled in the art in light of the foregoing description. Accordingly, it is intended that the



present invention embrace all such alternatives, modifications and variations as fall within the scope of the appended claims.

What is claimed is:

1. A method of encrypting a digital television signal, comprising:

examining unencrypted packets of data in the digital television signal to identify a portion of the packets that are of a packet type while other unencrypted packets in the digital television signal are not of the packet type; duplicating packets identified as being of the packet type to create first and second duplicate packets;

encrypting the first duplicate packets according to a first encryption method to create first encrypted packets;

encrypting the second duplicate packets according to a second encryption method to create second encrypted packets;

replacing the unencrypted packets of the packet type with the first and second encrypted packets in the digital television signal to produce a multiple partially encrypted digital television signal comprising the other unencrypted packets and the first and second encrypted packets; and

distributing the multiple partially encrypted digital television signal.

2. The method according to claim 1, wherein the packet type comprises a packet carrying information that is needed to decode the digital television signal.

3. The method according to claim 2, further comprising: selecting packets according to a second selection criteria; duplicating the selected packets to create first and second duplicate packets; encrypting the first duplicate packets according to the first encryption method to create the first encrypted packets; and

encrypting the second duplicate packets according to the second encryption method to create the second encrypted packets.

4. The method according to claim 1, wherein the digital television signal complies with an MPEG standard, and wherein the packet type comprises packets carrying a payload that comprises a packetized elementary stream (PES) header.

5. The method according to claim 1, wherein the digital television signal complies with the digital satellite service transport standard, and wherein, the packet type comprises packets carrying a payload of a packetized elementary stream header.

6. The method according to claim 1, wherein the packet type comprises video packets carrying a payload of a video sequence header.

7. The method according to claim 1, wherein the packet type comprises video packets carrying a payload of a group of pictures header.

8. The method according to claim 1, wherein the packet type comprises video packets carrying a payload of closed captioning information.

9. The method according to claim 1, further comprising assigning a packet identifier to the unencrypted packets.

10. The method according to claim 9, wherein the packet identifier comprises a primary packet identifier; and further comprising assigning the primary packet identifier to the first encrypted packets and assigning a secondary packet identifier to the second encrypted packets.

11. The method according to claim 9, wherein the packet identifier comprises a primary packet identifier; and further comprising assigning the primary packet identifier to the

second encrypted packets and assigning a secondary packet identifier to the first encrypted packets.

12. A tangible computer readable electronic storage medium storing instructions which, when executed on a programmed processor, carry out the method of encrypting a television signal according to claim 1.

13. The method according to claim 1, wherein the television signal is compressed, and wherein the packet type comprises a packet carrying information that is needed to decompress the television signal.

14. The method according to claim 1, wherein the packet type comprises packets carrying information used to access the digital television signal.

15. A method of encrypting a digital television signal, comprising:

examining unencrypted packets of data in the digital television signal to identify a portion of the packets that are of a packet type while other unencrypted packets in the digital television signal are not of the packet type; encrypting packets identified as being of the packet type using a first encryption method to produce first encrypted packets;

encrypting the packets identified as being of the packet type using a second encryption method to produce second encrypted packets;

replacing the unencrypted packets of the packet type with the first encrypted packets and the second encrypted packets in the digital television signal to produce a partially multiple encrypted television signal comprising the other unencrypted packets and the first and second encrypted packets; and

distributing the multiple partially encrypted digital television signal.

16. The method according to claim 15, further comprising distributing the partially multiple encrypted digital television signal over a cable television system.

17. The method according to claim 16, wherein the multiple partially encrypted television signal is distributed over an electronic transmission medium.

18. The method according to claim 15, further comprising distributing the partially dual encrypted digital television signal over a cable television system.

19. The method according to claim 18, wherein the encrypted digital television signal is distributed over an electronic transmission medium.

20. The method according to claim 15, wherein the packet type comprises a packet carrying information that is needed to decode the digital television signal.

21. The method according to claim 15, wherein the television signal is compressed, and wherein the predetermined packet type comprises a packet carrying information that is needed to decompress the digital television signal.

22. The method according to claim 15, wherein the packet type comprises packets carrying information needed to access the digital television signal.

23. The method according to claim 15, wherein the digital television signal complies with an MPEG standard, and wherein the packet type comprises transport stream packets carrying a payload that comprises a packetized elementary stream header.

24. The method according to claim 15, wherein the digital television signal complies with a the digital satellite service transport standard, and wherein the packet type comprises packets carrying a payload of a packetized elementary stream header.



35

25. The method according to claim 15, wherein the packet type comprises video packets carrying a payload of a video sequence header.

26. The method according to claim 15, wherein the packet type comprises video packets carrying a payload of a group of pictures header.

27. The method according to claim 15, wherein the packet type comprises video packets carrying a payload of closed captioning information.

28. The method according to claim 15, further comprising assigning a packet identifier to the unencrypted packets.

29. The method according to claim 28, further comprising assigning the packet identifier to the first encrypted packets.

30. The method according to claim 15, further comprising assigning a secondary packet identifier to the second encrypted packets.

31. A tangible computer readable electronic storage medium storing instructions which, when executed on a programmed processor, carry out the method of encrypting a digital television signal according to claim 15.

32. A method of encrypting a digital television signal, comprising:

examining packets of data in the digital television signal to identify a portion of the packets that are of a packet type while other unencrypted in the television signal are not of the packet type;

encrypting packets identified as being of a packet type using a first encryption method to produce first encrypted packets;

encrypting packets identified as being of a packet type using a second encryption method to produce first encrypted packets; and

distributing the digital television signal with first and second encrypted packets of the packet type along other packets that are unencrypted.

33. The method according to claim 32, wherein the encrypting under the first and second encryption methods comprises encrypting packets identified as packets that are needed to decode the digital television signal.

34. The method according to claim 32, wherein the digital television signal is compressed, and wherein the packet type comprises a packet type that is needed to decompress the digital television signal.

35. The method according to claim 32, wherein the digital television signal complies with an MPEG standard, and wherein the packet type is identified as transport stream packet carrying a payload that comprises a packetized elementary stream (PES) header.

36. The method according to claim 32, wherein the digital television signal complies with the digital satellite service transport standard, and wherein the packet type comprises packets carrying a payload of a packetized elementary stream header.

37. The method according to claim 32, wherein the packet type comprises video packets carrying a payload of a video sequence header.

38. The method according to claim 32, wherein the packet type comprises video packets carrying a payload of a group of pictures header.

39. The method according to claim 32, wherein the packet type comprises video packets carrying a payload of closed captioning information.

40. The method according to claim 32, wherein the digital television signal complies with an MPEG standard, and wherein the packet type is identified as a packet containing MPEG I-picture packets.

36

41. A tangible computer readable electronic storage medium storing instruction which, when executed on a programmed processor, carry out the method of encrypting a digital television signal according to claim 32.

42. A television set-top box, comprising:

a receiver receiving a digital television signal comprising: a plurality of unencrypted packets; and

a plurality of encrypted packets, wherein the encrypted packets comprises at least a first encrypted packet encrypted under first encrypted method and a second encrypted under a second encryption method, and wherein the encrypted packets contain information required to decode the digital television signal;

a decrypter that decrypts either packets encrypted under the first or the second encryption method to produce decrypted packets; and

a decoder that decodes the unencrypted packets and the decrypted packets to produce a signal suitable for play on a television set.

43. The apparatus according to claim 42, wherein the unencrypted packets and encrypted packets comprise transport stream packets.

44. The apparatus according to claim 43, wherein the encrypted transport stream packets comprise packets containing MPEG packetized elementary stream (PES) headers.

45. The apparatus according to claim 42, wherein the digital television signal complies with an MPEG standard, and wherein the first encrypted packet of each of the plurality of encrypted packets and the unencrypted packets are identified by a primary packet identifier and the second encrypted packet of each of the plurality of encrypted packets are identified by a secondary packet identifier.

46. The apparatus according to claim 42, wherein the digital television signal complies with an MPEG standard, and wherein the second encrypted packets of each of the plurality of encrypted packets and the unencrypted packets are identified by a primary packet identifier, and wherein the first encrypted packets of each of the plurality of encrypted packets are identified by a secondary packet identifier.

47. The apparatus according to claim 42, wherein the digital television signal is compressed, and wherein the encrypted packets comprises a packet type that is needed to decompress the digital television signal.

48. The apparatus according to claim 47, further comprising decompressing means for decompressing the compressed digital television signal.

49. The apparatus according to claim 42, wherein the digital television signal complies with the digital satellite service transport standard, and wherein the encrypted packets comprise packets carrying a payload of a packetized elementary stream header.

50. The apparatus according to claim 42, wherein the encrypted packets comprise video packets carrying a payload of a video sequence header.

51. The apparatus according to claim 42, wherein the encrypted packets comprise video packets carrying a payload of a group of pictures header.

52. The apparatus according to claim 42, wherein the encrypted packets comprise video packets carrying a payload of closed captioning information.

53. A method of decoding a multiple partially encrypted television signal, comprising:

receiving a digital television signal comprising a plurality of packets, wherein certain packets of the plurality of packets are encrypted packets, wherein the packets comprise at least a first encrypted packet encrypted under first encryption method and a second encrypted



packets encrypted under a second encryption method, and a remainder of the packets are unencrypted, wherein the encrypted packets contain information that is required for correct decoding of the television signal; decrypting a packet encrypted under one of the first and second encryption methods to produce decrypted packets; and

decoding the decrypted packets and the unencrypted packets to produce a decoded television signal that can be displayed on a display on a display device.

54. The method according to claim 53, wherein the multiple partially encrypted television signal is a digital television signal, and wherein the certain encrypted packets comprise packets that are needed to decode the television signal.

55. The method according to claim 53, wherein the multiple partially encrypted television signal is compressed, and wherein the certain packets comprises packets carrying information that is needed to decompress the television signal.

56. The method according to claim 53, wherein the multiple partially encrypted television signal complies with an MPEG standard, and wherein the certain packets comprise transport stream packets carrying a payload that comprises a packetized elementary stream (PES) header.

57. A tangible computer readable electronic storage medium storing instructions which, when executed on a programmed processor, carry out the method of decoding a television signal according to claim 53.

58. The method according to claim 53, wherein the receiving, decrypting and decoding are carried out in a television device.

59. The method according to claim 58, wherein the television device comprises a television set-top box.

60. The method according to claim 53, wherein the partially encrypted television signal complies with the digital satellite service transport standard, and wherein the encrypted packets carry a payload of a packetized elementary stream header.

61. The method according to claim 53, wherein the encrypted packets comprise video packets carrying a payload of a video sequence header.

62. The method according to claim 53, wherein the encrypted packets comprise video packets carrying a payload of a group of pictures header.

63. The method according to claim 53, wherein the encrypted packets comprise video packets carrying a payload of closed captioning information.

64. A method of decrypting partially encrypted content, comprising:

receiving partially encrypted content comprising unencrypted content, content encrypted under both a first encryption system and a second encryption system, the encrypted content comprising information needed for correct decoding of the partially encrypted content; and decrypting the encrypted content encrypted under the first encryption system to produce decrypted content.

65. The method according to claim 64, further comprising decoding the unencrypted content and the decrypted content to decode the partially encrypted content.

66. The method according to claim 64, wherein the partially encrypted content comprises a digital television program, and wherein the encrypted content comprises packets that are needed for correct decoding the television program.

67. The method according to claim 64, wherein the partially encrypted content comprises a digital television

signal, and wherein the digital television signal is compressed, and wherein the encrypted content comprises packets carrying information that is needed to decompress the television signal.

68. The method according to claim 67, wherein the digital television signal complies with an MPEG standard, and wherein the encrypted content comprises transport stream packets carrying a payload that comprises a packetized elementary stream (PES) header.

69. The method according to claim 68, wherein the digital television signal complies with the digital satellite service transport standard, and wherein the encrypted packets carry a payload of a packetized elementary stream header.

70. The method according to claim 64, wherein the encrypted content comprises video packets carrying a payload of a video sequence header.

71. The method according to claim 64, wherein the encrypted content comprises video packets carrying a payload of a group of pictures header.

72. The method according to claim 64, wherein the encrypted content comprises video packets carrying a payload of closed captioning information.

73. A tangible computer readable electronic storage medium storing instructions which, when executed on a programmed processor, carry out the method of decoding according to claim 64.

74. The method according to claim 64, wherein the receiving and decrypting are carried out in a television device.

75. The method according to claim 74, wherein the television device comprises a television set-top box.

76. The method according to claim 64, wherein the receiving and decrypting are carried out in an integrated circuit.

77. The method according to claim 76, wherein the integrated circuit comprises one of an application specific integrated circuit and a field programmable gate array.

78. The method according to claim 64, wherein the receiving and decrypting are carried out in a plurality of integrated circuits.

79. The method according to claim 78, wherein the plurality of integrated circuit comprises at least one of an application specific integrated circuit and a field programmable gate array.

80. A method of decoding a partially encrypted television program, comprising:

receiving the partially encrypted television program comprising a plurality of clear packets, a plurality of packets encrypted under a first encryption algorithm, and a plurality of packets encrypted under a second encryption algorithm;

wherein the packets encrypted under the first and second encryption algorithms are packets that are needed for proper decoding of the television program;

decrypting the packets encrypted under the first encryption algorithm to produce decrypted packets; and decoding the decrypted packets and the clear packets for display on a display device.

81. The method according to claim 80, wherein the television program comprises a digital television program.

82. The method according to claim 80, wherein the partially encrypted television program is compressed, and wherein the encrypted packets comprises packets carrying information that is needed to decompress the television program.

83. The method according to claim 80, wherein the program is encoded according to an MPEG standard, and



wherein the encrypted packets comprise transport stream packets carrying a payload that comprises a packetized elementary stream (PES) header.

**84.** The method according to claim **80**, wherein the partially encrypted television program complies with the digital satellite service transport standard, and wherein the encrypted packets carry a payload of a packetized elementary stream header.

**85.** The method according to claim **80**, wherein the encrypted packets comprise video packets carrying a payload of a video sequence header.

**86.** The method according to claim **80**, wherein the encrypted packets comprise video packets carrying a payload of a group of pictures header.

**87.** The method according to claim **80**, wherein the encrypted packets comprise video packets carrying a payload of closed captioning information.

**88.** An electronic storage medium storing instructions which, when executed on a programmed processor, carry out the method of decoding a television signal according to claim **80**.

**89.** The method according to claim **80**, wherein the receiving, decrypting and decoding are carried out in an integrated circuit.

**90.** The method according to claim **89**, wherein the integrated circuit comprises one of an application specific integrated circuit and a field programmable gate array.

**91.** The method according to claim **80**, wherein the receiving, decrypting and decoding are carried out in a television device.

**92.** The method according to claim **91**, wherein the television device comprises a television set-top box.

**93.** A method of decrypting a partially encrypted television program, comprising:

receiving the partially encrypted television program comprising a plurality of clear packets, a plurality of packets encrypted under a first encryption algorithm, and a plurality of packets encrypted under a second encryption algorithm;

wherein the packets encrypted under the first and second encryption algorithms are packets that are needed to properly decode the television program;

wherein the clear packets are identified by a first packet identifier;

wherein the packets encrypted under the first encryption algorithm are identified by a second packet identifier (PID), and wherein the packets encrypted under the second encryption algorithm are identified by a third packet identifier (PID); and

decrypting the packets encrypted under the first encryption algorithm to produce decrypted packets of data to permit information to be display on a video display device.

**94.** The method according to claim **93**, further comprising decoding the decrypted packets and the clear packets.

**95.** The method according to claim **94**, wherein the receiving and decrypting are carried out in a television device.

**96.** The method according to claim **95**, wherein the television device comprises a television set-top box.

**97.** The method according to claim **93**, wherein the partially encrypted television program comprises a digital partially encrypted television program.

**98.** The method according to claim **93**, wherein the partially encrypted television program is compressed, and

wherein the encrypted packets comprise packets carrying information that is needed to decompress the television program.

**99.** The method according to claim **93**, wherein the partially encrypted television program complies with an MPEG standard, and wherein the encrypted packets comprise transport stream packets carrying a payload that comprises a packetized elementary stream (PES) header.

**100.** The method according to claim **93**, wherein the partially encrypted television program complies with a digital satellite service transport standard, and wherein the encrypted packets carry a payload of a packetized elementary stream header.

**101.** The method according to claim **93**, wherein the encrypted packets comprise video packets carrying a payload of a video sequence header.

**102.** The method according to claim **93**, wherein the encrypted packets comprise video packets carrying a payload of a group of pictures header.

**103.** The method according to claim **93**, wherein the encrypted packets comprise video packets carrying a payload of closed captioning information.

**104.** A tangible computer readable electronic storage medium storing instructions which, when executed on a programmed processor, carry out the method of decrypting according to claim **93**.

**105.** The method according to claim **93**, wherein the receiving and decrypting are carried out in an integrated circuit.

**106.** The method according to claim **105**, wherein the integrated circuit comprises one of an application specific integrated circuit and a field programmable gate array.

**107.** A method of multiple partial encrypting a packetized stream of information, comprising:

examining packets of data in the stream of information to identify a packet type, wherein the packet type is needed to decode the data stream;

duplicate packets identified as being of a packet type to create first and second duplicate packets;

at a first encrypting device, encrypting the first duplicate packets according to a first encryption method to create first encrypted packets;

at a second encryption device, encrypting the second method duplicate packets according to a second encryption method to create second encrypted packets; and

sending the first and second encrypted packets along with packets of the data in the stream of information that are not of the identified packet type to a recipient.

**108.** The method according to claim **107**, wherein the stream of information represents a television program and wherein each encrypting comprises encrypting packets identified as packets that are needed to decode the television program.

**109.** The method according to claim **108**, wherein the television program is compressed, and wherein the predetermined packet type comprises a packet type that is needed to decompress the television program.

**110.** The method according to claim **108**, wherein the television program complies with an MPEG standard, and wherein the predetermined packet type is identified as transport stream packet carrying a payload that comprises a packetized elementary stream (PES) header.

**111.** The method according to claim **108**, wherein the television program complies with an MPEG standard, and wherein the predetermined packet type is identified as a packet containing MPEG I-picture packets.



112. The method according to claim 108, wherein the television program complies with the digital satellite service transport standard, and wherein the predetermined packet type comprises packets carrying a payload of a packetized elementary stream header.

113. The method according to claim 108, wherein the packet type comprises video packets carrying a payload of a video sequence header.

114. The method according to claim 108, wherein the packet type comprises video packets carrying a payload of a group of pictures header.

115. The method according to claim 108, wherein the packet type comprises video packets carrying a payload of closed captioning information.

116. A tangible computer readable electronic storage medium storing instructions which, when executed on a programmed processor, carry out the method of encrypting a packetized stream of information according to claim 107.

117. A method of manipulating packetized digital content comprising:

examining unencrypted packets to identify a packet type; duplicating the packets identified as being of the packet type to produce first and second duplicate packets; and inserting the first and second duplicate packets into the digital content to produce partially duplicated content having first and second duplicate packets instead of the identified packets.

118. The method according to claim 117, further comprising identifying the first duplicate packets in the partially duplicated content and encrypting the first duplicate packets to produce first encrypted duplicate packets.

119. The method according to claim 118, further comprising inserting the first encrypted duplicated packets into the digital content in place of the first duplicate packets to produce partially encrypted content.

120. The method according to claim 119, further comprising identifying the second duplicate packets and encrypting the second duplicate packets under a second encryption method to produce second encrypted duplicate packets.

121. The method according to claim 120, further comprising inserting the second encrypted duplicate packets into the digital content in place of the second duplicate packets to produce partially dual encrypted content.

122. A method of manipulating packetized digital content, comprising:

examining unencrypted packets to identify a packet type; duplicating the packets identified as being of the packet type to produce first and second duplicate packets; encrypting the first and second duplicate packets; and inserting the first and second encrypted packets into the digital content to produce partially encrypted content.

123. The method according to claim 122, wherein the first and second duplicate packets are encrypted under first and second encryption algorithms.

124. A method of manipulating packetized digital content, comprising:

examining unencrypted packets to identify a packet type; duplicating the packets identified as being of the packet type to produce first and second duplicate packets; encrypting the first duplicate packets under a first encryption method; encrypting the second duplicate packets under a second encryption method; and inserting the encrypted first duplicate packets and encrypted second duplicate packets into the digital content to produce partially encrypted content.

125. A method of allowing multiple conditional access providers in a content delivery system, comprising:

examining unencrypted packets of content to identify a portion of packets that are of a packet type while other packets in the content are not of the packet type;

encrypting packets of the type using a first encryption method used by a first conditional access provider to produce first encrypted packets;

encrypting packets of the packet type using a second encryption method used by a second conditional access provider to produce first encrypted packets;

replacing the packets of the packet type with the first and second encrypted packets to produce partially dual encrypted content comprising the other packet and the first and second encrypted packets; and

distributing the partially dual encrypted content in the content delivery system.

126. The method according to claim 125, further comprising combining entitlement control messages for the first and second conditional access provider with the partially encrypted content.

127. A television receiver device, comprising:

a receiver receiving a digital television signal comprising:

a plurality of unencrypted packets; and

a plurality of encrypted packets, wherein the encrypted packets comprise at least first encrypted packets encrypted under first encryption method and second encrypted packets encrypted under a second encryption method, and wherein the encrypted packets contain information used to decode the digital television signal;

a decrypter that decrypts at least one of the first and second encrypted packets; and

a decoder that decodes the unencrypted packets and the decrypted packets to produce a signal suitable for play on a television set.

128. The apparatus according to claim 127, wherein the unencrypted packets and encrypted packets comprise transport stream packets.

129. The apparatus according to claim 128, wherein the encrypted transport stream packets comprise packets containing MPEG packetized elementary stream (PES) headers.

130. The apparatus according to claim 127, wherein the digital television signal complies with an MPEG standard, and wherein the first encrypted packet of each of the plurality of encrypted packets and the unencrypted packets are identified by a primary packet identifier and the second encrypted packet of each of the plurality of encrypted packets are identified by a secondary packet identifier.

131. The apparatus according to claim 127, wherein the digital television signal complies with an MPEG standard, and wherein the second encrypted packet of each of the plurality of encrypted packets and the unencrypted packets are identified by a primary packet identifier, and wherein the first encrypted packet of each of the plurality of encrypted packets are identified by a secondary packet identifier.

132. The apparatus according to claim 127, wherein the digital television signal is compressed, and wherein the encrypted packets comprises a packet type that is used to decompress the digital television signal.

133. The apparatus according to claim 132, further comprising decompressing means for decompressing the compressed digital television signal.

134. The apparatus according to claim 127, wherein the digital television signal complies with a digital satellite



43

service transport standard, and wherein the encrypted packets comprise packets carrying a payload of a packetized elementary stream header.

**135.** The apparatus according to claim **127**, wherein the encrypted packets comprise video packets carrying a payload of a at least one of a video sequence header, a group of pictures header, and closed captioning information.

**136.** A method of detecting and decrypting multiple carriage signals, wherein each carriage is partially encrypted, comprising:

receiving partially multiple encrypted content comprising unencrypted content, and content encrypted under both a first encryption system and a second encryption system;

detecting encrypted portions of the partially multiple encrypted content encrypted under the first encryption system; and

decrypting the encrypted content encrypted under the first encryption system to produce decrypted content suitable for display on a video display device.

**137.** The method according to claim **136**, further comprising decoding the unencrypted content and the decrypted content to decode the partially multiple encrypted content.

**138.** An apparatus for detecting and decrypting multiple carriage signals, wherein each carriage is partially encrypted, comprising:

means for receiving partially multiple encrypted content comprising unencrypted content, and content encrypted under both a first encryption system and a second encryption system;

mean for detecting encrypted portions of the partially multiple encrypted content encrypted under the first encryption system; and

means for decrypting the encrypted content encrypted under the first encryption system to produce decrypted content that permits information to be displayed on a video display device.

**139.** The apparatus according to claim **138**, further comprising means for decoding the unencrypted content and the decrypted content to decode the partially multiple encrypted content.

**140.** A television set-top box, comprising:

means for receiving a partially multiple encrypted digital television signal comprising:

a plurality of unencrypted packets; and

a plurality of encrypted packets, wherein the encrypted packets comprise at least first encrypted packets encrypted under first encryption method and second encrypted packets encrypted under a second encryption method, and wherein the encrypted packets contain information required to decode the digital television signal;

means for decrypting at least one of the first and second encrypted packets; and

means for decoding the unencrypted packets and the decrypted packets to produce a signal suitable for play on a television set.

**141.** A television set-top box for detecting multiple carriage signals and decrypting based upon detection, comprising:

means for receiving a partially multiple encrypted digital television signal comprising:

a plurality of unencrypted packets; and

a plurality of encrypted packets, wherein the encrypted packets comprise at least first encrypted packets encrypted under first encryption method and second encrypted packets encrypted under a second encryp-

44

tion method, and wherein the encrypted packets contain information used to decode the digital television signal;

means for detecting encrypted portions of the partially multiple encrypted digital television signal encrypted under the first encryption method; and

means for decrypting at least one the first and second encrypted packets to permit the digital television signal to be displayed on a video display device.

**142.** A television set-top box for detecting multiple carriage signals and decrypting based upon detection, comprising:

a receiver receiving a digital television signal comprising:

a plurality of unencrypted packets; and

a plurality of encrypted packets, wherein the encrypted packets comprise at least a first encrypted packet encrypted under first encryption method and a second encrypted packet encrypted under a second encryption method, and wherein the encrypted packets contain information used to decode the digital television signal; and

a decrypter that decrypts at least one the first and second encrypted packets to permit the digital television signal to be displayed on a video display device.

**143.** The television set-top box according to claim **142**, further comprising:

a decoder that decodes the unencrypted packets and the decrypted packets to produce a signal suitable for play on a television set.

**144.** The television set-top box according to claim **142**, wherein the unencrypted packets and encrypted packets comprise transport stream packets.

**145.** The television set-top box according to claim **144**, wherein the encrypted transport stream packets comprise packets containing MPEG packetized elementary stream (PES) headers.

**146.** The television Set-top box according to claim **142**, wherein the digital television signal complies with an MPEG standard, and wherein the first encrypted packet of each of the plurality of encrypted packets and the unencrypted packets are identified by a primary packet identifier and the second encrypted packet of each of the plurality of encrypted packets are identified by a secondary packet identifier.

**147.** The television set-top box according to claim **142**, wherein the digital television signal complies with an MPEG standard, and wherein the second encrypted packet of each of the plurality of encrypted packets and the unencrypted packets are identified by a primary packet identifier, and wherein the first encrypted packet of each of the plurality of encrypted packets are identified by a secondary packet identifier.

**148.** The television set-top box according to claim **142**, wherein the digital television signal is compressed, and wherein the encrypted packets comprises a packet type that is used to decompress the digital television signal.

**149.** The television set-top box according to claim **148**, further comprising decompressing means for decompressing the compressed digital television signal.

**150.** The television set-top box according to claim **142**, wherein the encrypted packets comprise video packets carrying a payload of a video sequence header.

**151.** The television set-top box according to claim **142**, wherein the encrypted packets comprise video packets carrying a payload of a group of pictures header.



**152.** The television set-top box according to claim **142**, wherein the encrypted packets comprise video packets carrying a payload of closed captioning information.

**153.** A method of multiple carriage encryption, comprising:

examining unencrypted packets of data in the digital television signal to identify a portion of the packets that are of a packet type while other unencrypted packets in the digital television signal are not of the packet type; duplicating packets identified as being of the packet type to create first and second duplicate packets;

encrypting the first duplicate packets according to a first encryption method to create first encrypted packets;

encrypting the second duplicate packets according to a second encryption method to create second encrypted packets; and

replacing the unencrypted packets of the packet type with the first and second encrypted packets in the digital television signal to produce a multiple partially encrypted digital television signal comprising the other unencrypted packets and the first and second encrypted packets.

**154.** The method according to claim **153**, further comprising distributing the multiple partially encrypted digital television signal.

**155.** The method according to claim **153**, wherein the packet type comprises a packet carrying information that is used to decode the digital television signal.

**156.** The method according to claim **155**, further comprising:

selecting packets according to a second selection criteria; duplicating the selected packets to create first and second duplicate packets; encrypting the first duplicate packets according to the first encryption method to create the first encrypted packets; and

encrypting the second duplicate packets according to the second encryption method to create the second encrypted packets.

**157.** The method according to claim **153**, wherein the digital television signal complies with an MPEG standard, and wherein the packet type comprises packets carrying a payload that comprises a packetized elementary stream (PES) header.

**158.** The method according to claim **153**, wherein the digital television signal complies with the digital satellite service transport standard, and wherein the packet type comprises packets carrying a payload of a packetized elementary stream header.

**159.** The method according to claim **153**, wherein the packet type comprises video packets carrying a payload of a video sequence header.

**160.** The method according to claim **153**, wherein the packet type comprises video packets carrying a payload of a group of pictures header.

**161.** The method according to claim **153**, wherein the packet type comprises video packets carrying a payload of closed captioning information.

**162.** The method according to claim **153**, further comprising assigning a packet identifier to the unencrypted packets.

**163.** The method according to claim **162**, wherein the packet identifier comprises a primary packet identifier; and further comprising assigning the primary packet identifier to the first encrypted packets and assigning a secondary packet identifier to the second encrypted packets.

**164.** The method according to claim **162**, wherein the packet identifier comprises a primary packet identifier; and further comprising assigning the primary packet identifier to the second encrypted packets and assigning a secondary packet identifier to the first encrypted packets.

**165.** The method according to claim **153**, wherein the television signal is compressed, and wherein the packet type comprises a packet carrying information that is used to decompress the television signal.

\* \* \* \* \*



UNITED STATES PATENT AND TRADEMARK OFFICE  
**CERTIFICATE OF CORRECTION**

PATENT NO. : 7,336,787 B2  
APPLICATION NO. : 10/038217  
DATED : February 26, 2008  
INVENTOR(S) : Unger et al.

Page 1 of 2

It is certified that error appears in the above-identified patent and that said Letters Patent is hereby corrected as shown below:

On the Title page, please rewrite the Notice to read:

Subject to any disclaimer, the term of this patent is extended or adjusted under 35 U.S.C. 154(b) by 1189 days.

In column 6, line 43, after “displayed” delete “and the”.

Claims:

In Claim 18, column 34, line 42, delete “dual” and insert -- multiple -- therefor.

In Claim 21, column 34, line 52, after “the” delete “predetermined”.

In Claim 32, column 35, line 25, after “unencrypted” insert -- packets -- therefor.

In Claim 32, column 35, line 25, before “television” insert -- digital -- therefor.

In Claim 32, column 35, line 31, delete “first” and insert -- second -- therefor.

In Claim 41, column 36, line 2, delete “instruction” insert -- instructions -- therefor.

In Claim 42, column 36, line 9, delete “comprises” and insert -- comprise -- therefor.

In Claim 42, column 36, line 11, after “encrypted”, insert -- packet encrypted -- therefor.

In Claim 46, column 36, line 35, delete “packets” and insert -- packet -- therefor.

In Claim 46, column 36, line 38, delete “packets” and insert -- packet -- therefor.

In Claim 53, column 36, line 65, after “the” insert -- encrypted -- therefor.

In Claim 53, column 37, line 1, delete “packets” and insert -- packet -- therefor.

In Claim 54, column 37, line 13, after “certain” insert -- of the -- therefor.

In Claim 70, column 38, line 10, delete “68” insert -- 67 -- therefor.

In Claim 73, column 38, line 25, delete “decoding” and insert -- decrypting -- therefor.

In Claim 93, column 39, line 53, delete “display” and insert -- displayed -- therefor.

In Claim 107, column 40, line 38, delete “duplicate” and insert -- duplicating -- therefor.

In Claim 107, column 40, line 44, before “duplicate” delete “method”.

In Claim 125, column 42, line 6, before “type” insert -- packet -- therefor.


In Claim 131, column 42, line 54, delete “We” and insert -- the -- therefor.

In Claim 138, column 43, line 31, delete “mean” insert -- means -- therefor.

In Claim 146, column 44, line 44, delete “packers” and insert -- packets -- therefor.

Signed and Sealed this

Second Day of February, 2010

A handwritten signature in black ink that reads "David J. Kappos". The signature is written in a cursive style with a large, stylized 'D' and 'K'.

David J. Kappos  
*Director of the United States Patent and Trademark Office*



UNITED STATES PATENT AND TRADEMARK OFFICE  
**CERTIFICATE OF CORRECTION**

PATENT NO. : 7,336,787 B2  
APPLICATION NO. : 10/038217  
DATED : February 26, 2008  
INVENTOR(S) : Robert Allan Unger

Page 1 of 1

It is certified that error appears in the above-identified patent and that said Letters Patent is hereby corrected as shown below:


On the Title Page:

The first or sole Notice should read --

Subject to any disclaimer, the term of this patent is extended or adjusted under 35 U.S.C. 154(b)  
by 1142 days.

Signed and Sealed this

Twenty-third Day of November, 2010



David J. Kappos  
*Director of the United States Patent and Trademark Office*