



US007214448B2

(12) **United States Patent**
Barker et al.

(10) **Patent No.:** **US 7,214,448 B2**
(45) **Date of Patent:** ***May 8, 2007**

(54) **ALKALI/TRANSITION METAL HALO-AND
HYDROXY-PHOSPHATES AND RELATED
ELECTRODE ACTIVE MATERIALS**

(75) Inventors: **Jeremy Barker**, Oxfordshire (GB); **M.
Yazid Saidi**, Henderson, NV (US);
Jeffrey Swoyer, Henderson, NV (US)

(73) Assignee: **Valence Technology, Inc.**, Las Vegas,
NV (US)

(*) Notice: Subject to any disclaimer, the term of this
patent is extended or adjusted under 35
U.S.C. 154(b) by 177 days.

This patent is subject to a terminal dis-
claimer.

(21) Appl. No.: **10/870,135**

(22) Filed: **Jun. 16, 2004**

(65) **Prior Publication Data**

US 2004/0265695 A1 Dec. 30, 2004

Related U.S. Application Data

(60) Division of application No. 10/014,822, filed on Oct.
26, 2001, now Pat. No. 6,777,132, which is a con-
tinuation-in-part of application No. 09/559,861, filed
on Apr. 27, 2000, now Pat. No. 6,387,568.

(51) **Int. Cl.**
H01M 4/58 (2006.01)

(52) **U.S. Cl.** **429/231.9**; 429/231.95;
429/220; 429/221; 429/224

(58) **Field of Classification Search** 429/231.9,
429/231.95, 231.5, 220, 221, 224
See application file for complete search history.

(56) **References Cited**

U.S. PATENT DOCUMENTS

3,736,184 A	5/1973	Dey et al.
4,009,092 A	2/1977	Taylor
4,049,891 A	9/1977	Hong et al.
4,098,687 A	7/1978	Yang
4,194,062 A	3/1980	Carides et al.
4,260,668 A	4/1981	Lecerf et al.
4,434,216 A	2/1984	Joshi et al.
4,464,447 A	8/1984	Lazzari et al.
4,477,541 A	10/1984	Fraioli
4,512,905 A	4/1985	Clearfield et al.
4,668,595 A	5/1987	Yoshino et al.
4,683,181 A	7/1987	Armand et al.
4,690,877 A	9/1987	Gabano et al.
4,707,422 A	11/1987	de Neufville et al.
4,792,504 A	12/1988	Schwab et al.
4,803,137 A	2/1989	Miyazaki et al.
4,830,939 A	5/1989	Lee et al.
4,925,752 A	5/1990	Fauteux et al.
4,935,317 A	6/1990	Fauteux et al.
4,985,317 A	1/1991	Adachi et al.
4,990,413 A	2/1991	Lee et al.
5,011,501 A	4/1991	Shackle et al.
5,028,500 A	7/1991	Fong et al.

5,037,712 A	8/1991	Shackle et al.
5,130,211 A	7/1992	Wilkinson et al.
5,232,794 A	8/1993	Krumpelt et al.
5,262,253 A	11/1993	Golovin
5,262,548 A	11/1993	Barone
5,296,436 A	3/1994	Bortinger
5,300,373 A	4/1994	Shackle
5,326,653 A	7/1994	Chang
5,399,447 A	3/1995	Chaloner-Gill et al.
5,411,820 A	5/1995	Chaloner-Gill
5,418,090 A	5/1995	Koksbang et al.
5,418,091 A	5/1995	Gozdz et al.
5,435,054 A	7/1995	Tonder et al.
5,456,000 A	10/1995	Gozdz et al.
5,460,904 A	10/1995	Gozdz et al.
5,463,179 A	10/1995	Chaloner-Gill et al.
5,482,795 A	1/1996	Chaloner-Gill
5,508,130 A	4/1996	Golovin
5,514,490 A	5/1996	Chen et al.
5,538,814 A	7/1996	Kamauchi et al.
5,540,741 A	7/1996	Gozdz et al.

(Continued)

FOREIGN PATENT DOCUMENTS

EP 0 680 106 A1 11/1995

(Continued)

OTHER PUBLICATIONS

Andersson, A., et al., "Thermal Stability of LiFePO₄-based Cathodes", (2000), *Electrochemical and Solid-State Letters*, 3 (2), pp. 66-68.

(Continued)

Primary Examiner—Stephen J. Kalafut
(74) *Attorney, Agent, or Firm*—Michael D. Ross; Roger A. Williams; Cynthia S. Kovacevic

(57) **ABSTRACT**

The present invention relates to novel electrode active materials represented by the general formula A_aM_b(XY₄)_{2Z_d}, wherein:

- (a) A is one or more alkali metals, and 0 < a ≤ 8;
- (b) M is at least one metal capable of undergoing oxidation to a higher valence state, and 1 ≤ b ≤ 3;
- (c) XY₄ is selected from the group consisting of X'O_{4-x}Y'_x, X'O_{4-y}Y'_{2-y}, X''S₄, and a mixture thereof, where X' is P, As, Sb, Si, Ge, S, and mixtures thereof; X'' is P, As, Sb, Si, Ge, and mixtures thereof, Y' is halogen, 0 ≤ x < 3, 0 < y < 4, and 0 < c ≤ 3; and
- (d) Z is OH, a halogen, or mixtures thereof, and 0 < d ≤ 6.

40 Claims, No Drawings

U.S. PATENT DOCUMENTS

5,541,020	A	7/1996	Golovin et al.	
5,620,810	A	4/1997	Golovin et al.	
5,643,695	A	7/1997	Barker et al.	
5,660,948	A	8/1997	Barker	
5,695,893	A	12/1997	Arai et al.	
5,700,298	A	12/1997	Shi et al.	
5,712,059	A	1/1998	Barker et al.	
5,721,070	A	2/1998	Shackle	
5,804,335	A	9/1998	Kamauchi et al.	
5,830,602	A	11/1998	Barker et al.	
5,851,504	A	12/1998	Barker et al.	
5,869,207	A	2/1999	Saidi et al.	
5,871,866	A	2/1999	Barker et al.	
5,910,382	A	6/1999	Goodenough et al.	
6,004,697	A	12/1999	Thackeray et al.	
6,017,654	A	1/2000	Kumta et al.	
6,020,087	A	2/2000	Gao	
6,103,419	A	8/2000	Saidi et al.	
6,136,472	A	10/2000	Barker et al.	
6,153,333	A	11/2000	Barker	
6,183,718	B1	2/2001	Barker et al.	
6,277,521	B1	8/2001	Gao et al.	
6,306,215	B1	10/2001	Larkin	
6,387,568	B1	5/2002	Barker et al.	
6,432,581	B1 *	8/2002	Amatucci et al.	429/224
6,514,640	B1	2/2003	Armand et al.	
6,777,132	B2 *	8/2004	Barker et al.	429/231.1
6,872,492	B2 *	3/2005	Barker et al.	429/231.9
6,986,968	B2 *	1/2006	Hong et al.	429/221
2001/0055718	A1	12/2001	Li et al.	
2003/0190527	A1 *	10/2003	Pugh et al.	429/231.9
2003/0190528	A1 *	10/2003	Saidi et al.	429/231.9
2005/0164084	A1 *	7/2005	Adamson et al.	429/220
2006/0014078	A1 *	1/2006	Swoyer et al.	429/231.9

FOREIGN PATENT DOCUMENTS

EP	0 849 817	A1	6/1998
EP	1 049 182	A2	11/2000
EP	1 093 172	A1	4/2001
JP	61 263069	A1	11/1986
JP	06 251764	A1	9/1994
JP	09 171827	A1	6/1997
JP	2001 52733	A1	2/2001
JP	2001 85010	A1	3/2001
WO	WO 98/12761	A1	3/1998
WO	WO 99/30378	A1	6/1999
WO	WO 00/01024	A1	1/2000
WO	WO 00/31812	A1	6/2000
WO	WO 00/57505	A1	9/2000
WO	WO 01/13443	A3	2/2001
WO	WO 01/53198	A1	7/2001
WO	WO 01/54212	A1	7/2001
WO	WO 01/84655	A1	11/2001
WO	WO 02/44084	A1	6/2002
WO	WO 02/097907	A2	12/2002

OTHER PUBLICATIONS

Amine, K., et al., "Olivine LiCoPO_4 as 4.8 V Electrode Material for Lithium Batteries", (2000), *Electrochemical and Solid-State Letters*, 3(4), pp. 178-179.

Kirkby, et al., "Crystal Structure of Potassium Aluminum Fluoride Phosphate KA_1FPO_4 ", *Zeitschrift fur Kristallographie* 956 (1995).

Nagomyi et al., "Preparation and Structure of the New Fluoride Phosphate $\text{Na}_5\text{CrF}_2(\text{PO}_4)_2$ ", *Russian Journal of Inorganic Chemistry* 35, 470, (1990).

Arlt, et al., " $\text{Na}_5\text{AlF}_2(\text{PO}_4)_2$: Darstellung, Kristallstruktur und Ionenleitfähigkeit", *Z anorg. Allg. Chem.* 547, 179 (1987).

www.webmineral.com/data/Amblygonite.shtml, no date.

www.webmineral.com/data/Lacroixite.shtml, no date.

www.webmineral.com/data/Montebrazite.shtml, no date.

www.webmineral.com/data/Tavorite.shtml, no date.

www.webmineral.com/data/Griphite.shtml, no date.

International Search Report for PCT/US97/15544, no date.

Rangan et al., "New Titanium-Vanadium Phosphates of Nasicon and Langbeinite Structures, and Differences Between the Two Structures Toward Deintercalation of Alkali Metal", *Journal of Solid State Chemistry*, 109, (1994) pp. 116-121.

Delmas et al., "The Nasicon-Type Phosphates $\text{ATi}_2(\text{PO}_4)_3$ (A=Li, Na) as Electrode Materials", *Solid State Ionics* (1988) 28-30 pp. 419-423.

Hagenmuller et al., "Intercalation in 3D-Skeleton Structures: Ionic and Electronic Features", *Material Resources Society Symposium Proc.*, vol. 210 (1991) pp. 323-334.

Chemical Abstracts Service, (1997), XP 2048304.

Padhi et al., "Lithium Intercalation into Nasicon-Type Mixed Phosphates: . . . and $\text{Li}_2\text{FeTi}(\text{PO}_4)_3$ ", 37th Power Sources Conference, Cherry Hill, New Jersey; Conference Date: Jun. 17-20, 1996, published Oct. 15, 1996.

Sisler et al., "Chemistry A Systematic Approach", Oxford University Press, p. 746, 1980.

Gopalakrishnan et al., " $\text{V}_2(\text{PO}_4)_3$: A Novel Nasicon-Type Vanadium Phosphate Synthesized by Oxidative Deintercalation of Sodium From $\text{Na}_3\text{V}_2(\text{PO}_4)_3$ ", *Chemistry of Materials*, vol. 4, No. 4, Jul./Aug. 1992, pp. 745-747.

Delmas et al., "The Chemical Short Circuit Method, An Improvement in the Intercalation-Deintercalation Techniques", *Materials Research Bulletin*, vol. 23, 1988, pp. 65-72.

Ivanov-Schitz et al., "Electrical and Interfacial Properties of a $\text{Li}_3\text{Fe}_2(\text{PO}_4)_3$ Single Crystal With Silver Electrodes", *Solid State Ionics*, 91, (1996), pp. 93-99.

Cretin et al., "Study of $\text{Li}_{1+x}\text{Al}_x\text{Ti}_{2-x}(\text{PO}_4)_3$ for Li+Potentiometric Sensors", *Journal of the European Ceramic Society* 15, (1995), pp. 1149-1156.

Chemical Abstracts Services, (1995) XP 2048305.

Patent Abstracts of Japan (1994) vol. 18, No. 64, (Abstract for JP 06251764).

Okada et al., " $\text{Fe}_2(\text{SO}_4)_3$ as a Cathode Material For Rechargeable Lithium Batteries", Center for Materials Science & Engineering, University of Texas, Austin, Texas, (no date of publication).

Adachi et al., "Lithium Ion Conductive Solid Electrolyte", *Chemical Abstracts* 112 129692 (1981).

Delmas et al., "A Nasicon-Type Phase As Intercalation Electrode: Sodium Titanium Phosphate $[\text{NaTi}_2(\text{PO}_4)_3]$ ", *Material Resources Bulletin* (1987).

Nanjundaswamy et al., "Synthesis, Redox Potential Evaluation and Electrochemical Characteristics of Nasicon-Related 3D Framework Compounds", *Solid State Ionics* 92, (1996) pp. 1-10.

Nadiri, "Lithium Intercalation in Lithium Titanium Phosphate $[\text{LiTi}_x(\text{PO}_4)_3]$ ", *C.R. Acad. Sci. Ser. 2* (1987), 304(9), pp. 415-418 (no month available).

Cotton et al., "Advanced Inorganic Chemistry, 3rd Edition", Interscience Publishers, pp. 864-868 (no month available).

Linden, "Handbook of Batteries, 2nd Edition", McGraw-Hill, Inc. pp. 36.4-36.9.

Bykov et al., "Superionic Conductors $\text{Li}_3\text{M}_2(\text{PO}_4)_3$ (M=Fe, Sc, Cr): Synthesis, Structure and Electrophysical Properties", *Solid State Ionics*, vol. 38 (1990) pp. 31-52 (no month available).

Genkia et al., "Crystal Structure of Synthetic Tavorite $\text{LiFe}[\text{PO}_4](\text{OH},\text{F})$ ", *Kristallografiya* (1984),29 (1) 50-5.

Genkina et al., "Phase Formation and Crystallochemistry of Iron Phosphates . . .", *Izv. Akad. Nauk SSR, Neorg. Mater.* (1988), 24 (7), pp. 1158-1162, abstract only.

Dutreilh et al., "Synthesis and Crystal Structure of a New Lithium Nickel Fluorophosphates $\text{Li}_2[\text{NiF}(\text{PO}_4)]$. . .", *Journal of Solid State Chemistry*, 142, pp. 1-5 (1999).

M-T Averbuch-Pouchot et al., "Topics in Phosphate Chemistry", World Scientific Publishing Co., Singapore (1996), pp. 106-119.

Loiseau et al., " $\text{NH}_4\text{FePO}_4\text{F}$: Structural Study and Magnetic Properties", *Journal of Solid State Chemistry III*, pp. 390-396 (1994).

LeMeins et al., "Phase Transitions in the $\text{Na}_3\text{M}_2(\text{PO}_4)\text{F}_3$ Family (M= Al^{3+} , V^{3+} , Cr^{3+} , Fe^{3+} , Ga^{3+}): Synthesis, Thermal, Structural, and Magnetic Studies", *Journal of Solid State Chemistry* 148, pp. 260-277 (1999).

Moss et al., "On the X-Ray Identification of Amblygonite and Montebasite", *Mineralogical Magazine*, vol. 37, No. 287, pp. 414-422 (1969).

Goodenough et al., "Phospho-Olivines as Positive Electrode Materials for Rechargeable Lithium Batteries", *Journal of the Electrochemical Society*, vol. 144, No. 4, pp. 1188-1194 (1997).

Yakubovich et al., "The Mixed Anionic Framework in the Structure of $\text{Na}_2[\text{MnF}(\text{PO}_4)]$ ", *Acta Crystallographica Section C, Crystal Structure Communications*, vol. C53, Part 4, pp. 395-397 (1997).

LeMeins et al., "Ionic Conductivity of Crystalline and Amorphous $\text{Na}_3\text{Al}_2(\text{PO}_4)_2\text{F}_3$ ", *Solid State Ionics Diffusion & Reactions*, vol. 111, pp. 67-75 (1998).

PCT International Search Report PCT/US01/08132 dated Sep. 27, 2001.

Reddy and Hossain (Editor Linden), "Rechargeable Lithium Batteries (Ambient Temperature)", *Handbook of Batteries Third Edition*, pp. 34.1-34.62.

Rinaldi et al., "The Crystal Structure of Graphite, Complex Phosphate Not a Gametoid" *Bulletin de Mineralogie*, vol. 101(5-6), pp. 453-457 (1978).

PCT International Search Report for PCT/US02/33510, no date.

* cited by examiner

**ALKALI/TRANSITION METAL HALO-AND
HYDROXY-PHOSPHATES AND RELATED
ELECTRODE ACTIVE MATERIALS**

This application is a divisional of U.S. patent application Ser. No. 10/014,822, filed Oct. 26, 2001, now U.S. Pat. No. 6,777,132, which is a continuation-in-part of U.S. patent application Ser. No. 09/559,861, filed Apr. 27, 2000, issued as U.S. Pat. No. 6,387,568.

FIELD OF THE INVENTION

This invention relates to electrode active materials, electrodes, and batteries. In particular, this invention relates to active materials comprising lithium or other alkali metals, transition metals, phosphates or similar moieties, and halogen or hydroxyl moieties.

BACKGROUND OF THE INVENTION

A wide variety of electrochemical cells, or "batteries," are known in the art. In general, batteries are devices that convert chemical energy into electrical energy, by means of an electrochemical oxidation-reduction reaction. Batteries are used in a wide variety of applications, particularly as a power source for devices that cannot practicably be powered by centralized power generation sources (e.g., by commercial power plants using utility transmission lines).

Batteries can be generally described as comprising three components: an anode, that contains a material that is oxidized (yields electrons) during discharge of the battery (i.e., while it is providing power); a cathode that contains a material that is reduced (accepts electrons) during discharge of the battery; and an electrolyte that provides for transfer of ions between the cathode and anode. During discharge, the anode is the negative pole of the battery, and the cathode is the positive pole. Batteries can be more specifically characterized by the specific materials that make up each of these three components. Selection of these components can yield batteries having specific voltage and discharge characteristics that can be optimized for particular applications.

Batteries can also be generally categorized as being "primary," where the electrochemical reaction is essentially irreversible, so that the battery becomes unusable once discharged; and "secondary," where the electrochemical reaction is, at least in part, reversible so that the battery can be "recharged" and used more than once. Secondary batteries are increasingly used in many applications, because of their convenience (particularly in applications where replacing batteries can be difficult), reduced cost (by reducing the need for replacement), and environmental benefits (by reducing the waste from battery disposal).

There are a variety of secondary battery systems known in the art. Among the most common systems are lead-acid, nickel-cadmium, nickel-zinc, nickel-iron, silver oxide, nickel metal hydride, rechargeable zinc-manganese dioxide, zinc-bromide, metal-air, and lithium batteries. Systems containing lithium and sodium afford many potential benefits, because these metals are light in weight, while possessing high standard potentials. For a variety of reasons, lithium batteries are, in particular, commercially attractive because of their high energy density, higher cell voltages, and long shelf-life.

Lithium batteries are prepared from one or more lithium electrochemical cells containing electrochemically active (electroactive) materials. Among such batteries are those having metallic lithium anodes and metal chalcogenide

(oxide) cathodes, typically referred to as "lithium metal" batteries. The electrolyte typically comprises a salt of lithium dissolved in one or more solvents, typically non-aqueous aprotic organic solvents. Other electrolytes are solid electrolytes (typically polymeric matrixes) that contain an ionic conductive medium (typically a lithium containing salt dissolved in organic solvents) in combination with a polymer that itself may be ionically conductive but electrically insulating.

Cells having a metallic lithium anode and metal chalcogenide cathode are charged in an initial condition. During discharge, lithium metal yields electrons to an external electrical circuit at the anode. Positively charged ions are created that pass through the electrolyte to the electrochemically active (electroactive) material of the cathode. The electrons from the anode pass through the external circuit, powering the device, and return to the cathode.

Another lithium battery uses an "insertion anode" rather than lithium metal, and is typically referred to as a "lithium ion" battery. Insertion or "intercalation" electrodes contain materials having a lattice structure into which an ion can be inserted and subsequently extracted. Rather than chemically altering the intercalation material, the ions slightly expand the internal lattice lengths of the compound without extensive bond breakage or atomic reorganization. Insertion anodes contain, for example, lithium metal chalcogenide, lithium metal oxide, or carbon materials such as coke and graphite. These negative electrodes are used with lithium-containing insertion cathodes. In their initial condition, the cells are not charged, since the anode does not contain a source of cations. Thus, before use, such cells must be charged in order to transfer cations (lithium) to the anode from the cathode. During discharge the lithium is then transferred from the anode back to the cathode. During subsequent recharge, the lithium is again transferred back to the anode where it reinserts. This back-and-forth transport of lithium ions (Li^+) between the anode and cathode during charge and discharge cycles had led to these cells as being called "rocking chair" batteries.

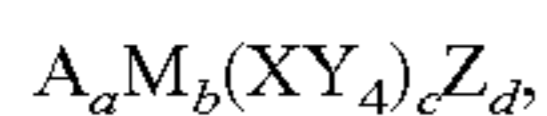
A variety of materials have been suggested for use as cathode active materials in lithium batteries. Such materials include, for example, MoS_2 , MnO_2 , TiS_2 , NbSe_3 , LiCoO_2 , LiNiO_2 , LiMn_2O_4 , V_6O_{13} , V_2O_5 , SO_2 , CuCl_2 . Transition metal oxides, such as those of the general formula Li_xMO_y are among those materials preferred in such batteries having intercalation electrodes. Other materials include lithium transition metal phosphates, such as LiFePO_4 , and $\text{Li}_3\text{V}(\text{PO}_4)_3$. Such materials having structures similar to olivine or NASICON materials are among those known in the art. Cathode active materials among those known in the art are disclosed in S. Hossain, "Rechargeable Lithium Batteries (Ambient Temperature)," *Handbook of Batteries*, 2d ed., Chapter 36, Mc-Graw Hill (1995); U.S. Pat. No. 4,194,062, Carides, et al., issued Mar. 18, 1980; U.S. Pat. No. 4,464,447, Lazzari, et al., issued Aug. 7, 1984; U.S. Pat. No. 5,028,500, Fong et al., issued Jul. 2, 1991; U.S. Pat. No. 5,130,211, Wilkinson, et al., issued Jul. 14, 1992; U.S. Pat. No. 5,418,090, Koksang et al., issued May 23, 1995; U.S. Pat. No. 5,514,490, Chen et al., issued May 7, 1996; U.S. Pat. No. 5,538,814, Kamauchi et al., issued Jul. 23, 1996; U.S. Pat. No. 5,695,893, Arai, et al., issued Dec. 9, 1997; U.S. Pat. No. 5,804,335, Kamauchi, et al., issued Sep. 8, 1998; U.S. Pat. No. 5,871,866, Barker et al., issued Feb. 16, 1999; U.S. Pat. No. 5,910,382, Goodenough, et al., issued Jun. 8, 1999; PCT Publication WO/00/31812, Barker, et al., published Jun. 2, 2000; PCT Publication WO/00/57505, Barker, published Sep. 28, 2000; U.S. Pat. No. 6,136,472,

Barker et al., issued Oct. 24, 2000; U.S. Pat. No. 6,153,333, Barker, issued Nov. 28, 2000; PCT Publication WO/01/13443, Barker, published Feb. 22, 2001; and PCT Publication WO/01/54212, Barker et al., published Jul. 26, 2001.

In general, such a cathode material must exhibit a high free energy of reaction with lithium, be able to intercalate a large quantity of lithium, maintain its lattice structure upon insertion and extraction of lithium, allow rapid diffusion of lithium, afford good electrical conductivity, not be significantly soluble in the electrolyte system of the battery, and be readily and economically produced. However, many of the cathode materials known in the art lack one or more of these characteristics. As a result, for example, many such materials are not economical to produce, afford insufficient voltage, have insufficient charge capacity, or lose their ability to be recharged over multiple cycles.

SUMMARY OF THE INVENTION

The invention provides electrode active materials comprising lithium or other alkali metals, a transition metal, a phosphate or similar moiety, and a halogen or hydroxyl moiety. Such electrode actives include those of the formula:



wherein

- (a) A is selected from the group consisting of Li, Na, K, and mixtures thereof, and $0 < a \leq 8$;
- (b) M comprises one or more metals, comprising at least one metal which is capable of undergoing oxidation to a higher valence state, and $1 \leq b \leq 3$;
- (c) XY_4 is selected from the group consisting of $X'O_{4-x}Y'_x$, $X'O_{4-y}Y'_{2y}$, $X''S_4$, and mixtures thereof, where X' is P, As, Sb, Si, Ge, S, and mixtures thereof; X'' is P, As, Sb, Si, Ge and mixtures thereof; Y' is halogen; $0 \leq x < 3$; and $0 < y < 4$; and $0 < c \leq 3$;
- (d) Z is OH, halogen, or mixtures thereof, and $0 < d \leq 6$; and

wherein M, X, Y, Z, a, b, c, d, x and y are selected so as to maintain electroneutrality of said compound.

In a preferred embodiment, M comprises two or more transition metals from Groups 4 to 11 of the Periodic Table. In another preferred embodiment, M comprises $M'M''$, where M' is at least one transition metal from Groups 4 to 11 of the Periodic Table; and M'' is at least one element from Groups 2, 3, 12, 13, or 14 of the Periodic Table. Preferred embodiments include those where $c=1$, those where $c=2$, and those where $c=3$. Preferred embodiments include those where $a \leq 1$ and $c=1$, those where $a=2$ and $c=1$, and those where $a \geq 3$ and $c=3$. Preferred embodiments also include those having a structure similar to the mineral olivine (herein "olivines"), and those having a structure similar to NASICON (NA Super Ionic CONductor) materials (herein "NASICONs").

This invention also provides electrodes comprising an electrode active material of this invention. Also provided are batteries that comprise a first electrode having an electrode active material of this invention; a second electrode having a compatible active material; and an electrolyte. In a preferred embodiment, the novel electrode material of this invention is used as a positive electrode (cathode) active material, reversibly cycling lithium ions with a compatible negative electrode (anode) active material.

It has been found that the novel electrode materials, electrodes, and batteries of this invention afford benefits over such materials and devices among those known in the art. Such benefits include increased capacity, enhanced

cycling capability, enhanced reversibility, and reduced costs. Specific benefits and embodiments of the present invention are apparent from the detailed description set forth herein. It should be understood, however, that the detailed description and specific examples, while indicating embodiments among those preferred, are intended for purposes of illustration only and are not intended to limited the scope of the invention.

DESCRIPTION OF THE INVENTION

The present invention provides electrode active materials for use in a battery. As used herein, "battery" refers to a device comprising one or more electrochemical cells for the production of electricity. Each electrochemical cell comprises an anode, a cathode, and an electrolyte. Two or more electrochemical cells may be combined, or "stacked," so as to create a multi-cell battery having a voltage that is the sum of the voltages of the individual cells.

The electrode active materials of this invention may be used in the anode, the cathode, or both. Preferably, the active materials of this invention are used in the cathode. (As used herein, the terms "cathode" and "anode" refer to the electrodes at which oxidation and reduction occur, respectively, during battery discharge. During charging of the battery, the sites of oxidation and reduction are reversed. Also, as used herein, the words "preferred" and "preferably" refer to embodiments of the invention that afford certain benefits, under certain circumstances. However, other embodiments may also be preferred, under the same or other circumstances. Furthermore, the recitation of one or more preferred embodiments does not imply that other embodiments are not useful and is not intended to exclude other embodiments from the scope of the invention.)

Electrode Active Materials:

The present invention provides active materials (herein "electrode active materials") comprising lithium or other alkali metals, a transition metal, a phosphate or similar moiety, and a halogen or hydroxyl moiety. Such electrode active materials include those of the formula $A_aM_b(XY_4)_cZ_d$. (As used herein, the word "include," and its variants, is intended to be non-limiting, such that recitation of items in a list is not to the exclusion of other like items that may also be useful in the materials, compositions, devices, and methods of this invention.)

A is selected from the group consisting of Li (lithium), Na (sodium), K (potassium), and mixtures thereof. In a preferred embodiment, A is Li, or a mixture of Li with Na, a mixture of Li with K, or a mixture of Li, Na and K. In another preferred embodiment, A is Na, or a mixture of Na with K. Preferably "a" is from about 0.1 to about 6, more preferably from about 0.2 to about 6. Where $c=1$, a is preferably from about 0.1 to about 3, preferably from about 0.2 to about 2. In a preferred embodiment, where $c=1$, a is less than about 1. In another preferred embodiment, where $c=1$, a is about 2. Where $c=2$, a is preferably from about 0.1 to about 6, preferably from about 1 to about 6. Where $c=3$, a is preferably from about 0.1 to about 6, preferably from about 2 to about 6, preferably from about 3 to about 6.

M comprises one or more metals, comprising at least one metal which is capable of undergoing oxidation to a higher valence state. In a preferred embodiment, removal of alkali metal from the electrode active material is accompanied by a change in oxidation state of at least one of the metals comprising M. The amount of said metal that is available for oxidation in the electrode active material determines the

5

amount of alkali metal that may be removed. Such concepts are, in general application, well known in the art, e.g., as disclosed in U.S. Pat. No. 4,477,541, Fraioli, issued Oct. 16, 1984; and U.S. Pat. No. 6,136,472, Barker, et al., issued Oct. 24, 2000, both of which are incorporated by reference herein.

Referring to the general formula $A_aM_b(XY_4)_cZ_d$, the amount (a') of alkali metal that can be removed, as a function of the quantity (b') and valency (V^M) of oxidizable metal, is

$$a' = b'(ΔV^M),$$

where $ΔV^M$ is the difference between the valence state of the metal in the active material and a valence state readily available for the metal. (The term oxidation state and valence state are used in the art interchangeably.) For example, for an active material comprising iron (Fe) in the +2 oxidation state, $ΔV^M=1$, wherein iron may be oxidized to the +3 oxidation state (although iron may also be oxidized to a +4 oxidation state in some circumstances). If $b=2$ (two moles of Fe per mole of material), the maximum amount (a') of alkali metal (oxidation state +1) that can be removed during cycling of the battery is 2 (two moles of alkali metal). If the active material comprises manganese (Mn) in the +2 oxidation state, $ΔV^M=2$, wherein manganese may be oxidized to the +4 oxidation state (although Mn may also be oxidized to higher oxidation states in some circumstances). Thus, in this example, the maximum amount (a') of alkali metal that can be removed during cycling of the battery is 4, assuming that $a ≥ 4$.

M may comprise a single metal, or a combination of two or more metals. In embodiments where M is a combination of elements, the total valence of M in the active material must be such that the resulting active material is electrically neutral (i.e., the positive charges of all anionic species in the material balance the negative charges of all cationic species), as further discussed below. The net valence of M (V^M) having a mixture of elements (M1, M2 . . . Mt) may be represented by the formula

$$V^M = V^{M1}b_1 + V^{M2}b_2 + \dots + V^{Mt}b_t,$$

where $b_1 + b_2 + \dots + b_t = 1$, and V^{M1} is the oxidation state of M1, V^{M2} is the oxidation state of M2, etc. (The net valence of M and other components of the electrode active material is discussed further, below.)

M may be, in general, a metal or metalloid, selected from the group consisting of elements from Groups 2–14 of the Periodic Table. As referred to herein, “Group” refers to the Group numbers (i.e., columns) of the Periodic Table as defined in the current IUPAC Periodic Table. See, e.g., U.S. Pat. No. 6,136,472, Barker et al., issued Oct. 24, 2000, incorporated by reference herein. In a preferred embodiment, M comprises one or more transition metals from Groups 4 to 11. In another preferred embodiment, M comprises a mixture of metals, M'M", where M' is at least one transition metal from Groups 4 to 11, and M" is at least one element which is from Groups 2, 3, 12, 13, or 14.

Transition metals useful herein include those selected from the group consisting of Ti (Titanium), V (Vanadium), Cr (Chromium), Mn (Manganese), Fe (Iron), Co (Cobalt), Ni (Nickel), Cu (Copper), Zr (Zirconium), Nb (Niobium), Mo (Molybdenum), Ru (Ruthenium), Rh (Rhodium), Pd (Palladium), Ag (Silver), Cd (Cadmium), Hf (Hafnium), Ta (Tantalum), W (Tungsten), Re (Rhenium), Os (Osmium), Ir (Iridium), Pt (Platinum), Au (Gold), Hg (Mercury), and mixtures thereof. Preferred are the first row transition series (the 4th Period of the Periodic Table), selected from the

6

group consisting of Ti, V, Cr, Mn, Fe, Co, Ni, Cu, and mixtures thereof. Particularly preferred transition metals useful here include Fe, Co, Mn, Cu, V, Cr, and mixtures thereof. In some embodiments, mixtures of transition metals are preferred. Although, a variety of oxidation states for such transition metals are available, in some embodiments it is preferred that the transition metals have a +2 oxidation state.

M may also comprise non-transition metals and metalloids. Among such elements are those selected from the group consisting of Group 2 elements, particularly Be (Beryllium), Mg (Magnesium), Ca (Calcium), Sr (Strontium), Ba (Barium); Group 3 elements, particularly Sc (Scandium), Y (Yttrium), and the lanthanides, particularly La (Lanthanum), Ce (Cerium), Pr (Praseodymium), Nd (Neodymium), Sm (Samarium); Group 12 elements, particularly Zn (zinc) and Cd (cadmium); Group 13 elements, particularly B (Boron), Al (Aluminum), Ga (Gallium), In (Indium), Tl (Thallium); Group 14 elements, particularly Si (Silicon), Ge (Germanium), Sn (Tin), and Pb (Lead); Group 15 elements, particularly As (Arsenic), Sb (Antimony), and Bi (Bismuth); Group 16 elements, particularly Te (Tellurium); and mixtures thereof. Preferred non-transition metals include the Group 2 elements, Group 12 elements, Group 13 elements, and Group 14 elements. Particularly preferred non-transition metals include those selected from the group consisting of Mg, Ca, Zn, Sr, Pb, Cd, Sn, Ba, Be, Al, and mixtures thereof. Particularly preferred are non-transition metals selected from the group consisting of Mg, Ca, Zn, Ba, Al, and mixtures thereof.

As further discussed herein, “b” is selected so as to maintain electroneutrality of the electrode active material. In a preferred embodiment, where $c=1$, b is from about 1 to about 2, preferably about 1. In another preferred embodiment, where $c=2$, b is from about 2 to about 3, preferably about 2.

XY_4 is selected from the group consisting of $X'O_{4-x}Y'_x$, $X'O_{4-y}Y'_{2y}$, $X''S_4$, and mixtures thereof, where X' is P (phosphorus), As (arsenic), Sb (antimony), Si (silicon), Ge (germanium), S (sulfur), and mixtures thereof; X" is P, As, Sb, Si, Ge and mixtures thereof. In a preferred embodiment, X' and X" are, respectively, selected from the group consisting of P, Si, and mixtures thereof. In a particularly preferred embodiment, X' and X" are P. Y is halogen, preferably F (fluorine).

In a preferred embodiment $0 < x < 3$; and $0 < y < 4$, such that a portion of the oxygen (O) in the XY_4 moiety is substituted with halogen. In another preferred embodiment, x and y are 0. In a particularly preferred embodiment XY_4 is $X'O_4$, where X' is preferably P or Si, more preferably P.

Z is OH, halogen, or mixtures thereof. In a preferred embodiment, Z is selected from the group consisting of OH (hydroxyl), F (fluorine), Cl (chlorine), Br (bromine) and mixtures thereof. In a preferred embodiment, Z is OH. In another preferred embodiment, Z is F, or mixtures of F with OH, Cl, or Br. Preferably “d” is from about 0.1 to about 6, more preferably from about 0.2 to about 6. Where $c=1$, d is preferably from about 0.1 to about 3, preferably from about 0.2 to about 2. In a preferred embodiment, where $c=1$, d is about 1. Where $c=2$, d is preferably from about 0.1 to about 6, preferably from about 1 to about 6. Where $c=3$, d is preferably from about 0.1 to about 6, preferably from about 2 to about 6, preferably from about 3 to about 6.

The composition of M, X, Y, and Z, and the values of a, b, c, d, x and y, are selected so as to maintain electroneutrality of the electrode active material. As referred to herein “electroneutrality” is the state of the electrode active material wherein the sum of the cationic charged species (e.g., M

and X) in the material is equal to the sum of the anionic charged species (e.g., Y and Z) in the material. Preferably, the XY_4 moieties are comprised to be, as a unit moiety, an anion having a charge of -2, -3, or -4, depending on the selection of X.

In general, the valence state of each component element of the electrode active material may be determined in reference to the composition and valence state of the other component elements of the material. By reference to the general formula $A_aM_b(XY_4)_cZ_d$, the electroneutrality of the material may be determined using the formula

$$(V^A)a+(V^M)b+(V^X)c=(V^Y)4c+(V^Z)d$$

where V^A is the net valence of A, V^M is the net valence of M, V^Y is the net valence of Y, and V^Z is the net valence of Z. As referred to herein, the "net valence" of a component is (a) the valence state for a component having a single element which occurs in the active material in a single valence state; or (b) the mole-weighted sum of the valence states of all elements in a component comprising more than one element, or comprising a single element having more than one valence state. The net valence of each component is represented in the following formulae.

$$(V^A)b=[(V^{A1})a^1+(V^{A2})a^2+\dots+(V^{An})a^n]/n; a^1+a^2+\dots+a^n=a$$

$$(V^M)b=[(V^{M1})b^1+(V^{M2})b^2+\dots+(V^{Mn})b^n]/n; b^1+b^2+\dots+b^n=b$$

$$(V^X)c=[(V^{X1})c^1+(V^{X2})c^2+\dots+(V^{Xn})c^n]/n; c^1+c^2+\dots+c^n=c$$

$$(V^Y)c=[(V^{Y1})c^1+(V^{Y2})c^2+\dots+(V^{Yn})c^n]/n; c^1+c^2+\dots+c^n=c$$

$$(V^Z)c=[(V^{Z1})c^1+(V^{Z2})c^2+\dots+(V^{Zn})c^n]/n; c^1+c^2+\dots+c^n=c$$

In general, the quantity and composition of M is selected given the valency of X, the value of "c," and the amount of A, so long as M comprises at least one metal that is capable of oxidation. The calculation for the valence of M can be simplified, where $V^A=1$, $V^Z=1$, as follows.

$$\text{For compounds where } c=1: (V^M)b=(V^A)4+d-a-(V^X)$$

$$\text{For compounds where } c=3: (V^M)b=(V^A)12+d-a-(V^X)3$$

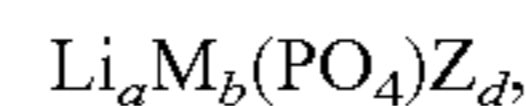
The values of a, b, c, d, x, and y may result in stoichiometric or non-stoichiometric formulas for the electrode active materials. In a preferred embodiment, the values of a, b, c, d, x, and y are all integer values, resulting in a stoichiometric formula. In another preferred embodiment, one or more of a, b, c, d, x and y may have non-integer values. It is understood, however, in embodiments having a lattice structure comprising multiple units of a non-stoichiometric formula $A_aM_b(XY_4)_cZ_d$, that the formula may be stoichiometric when looking at a multiple of the unit. That is, for a unit formula where one or more of a, b, c, d, x, or y is a non-integer, the values of each variable become an integer value with respect to a number of units that is the least common multiplier of each of a, b, c, d, x and y. For example, the active material $Li_2Fe_{0.5}Mg_{0.5}PO_4F$ is non-stoichiometric. However, in a material comprising two of such units in a lattice structure, the formula is $Li_4FeMg(PO_4)_2F_2$.

A preferred non-stoichiometric electrode active material is of the formula $Li_{1+z}MPO_4F_z$ where $0 < z \leq 3$, preferably $0 < z$

≤ 1 . Another preferred non-stoichiometric electrode active material is of the formula $Li_{1+z}M'_{1-y}M''_yPO_4F_z$; where $0 < z < 3$, preferably $0 < z < 1$; and $0 \leq y < 1$. A particularly preferred non-stoichiometric active material is



A preferred electrode active material embodiment comprises a compound of the formula



wherein

(a) $0.1 < a \leq 4$;

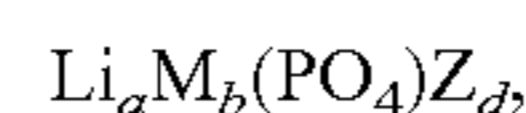
(b) M is $M'M''$, where M' is at least one transition metal from Groups 4 to 11 of the Periodic Table; and M'' is at least one element which is from Group 2, 12, 13, or 14 of the Periodic Table, and $1 \leq b \leq 3$; and

(c) Z comprises halogen, and $0.1 < d \leq 4$; and

wherein M, Z, a, b, and d are selected so as to maintain electroneutrality of said compound.

Preferably, M' is selected from the group consisting of Fe, Co, Ni, Mn, Cu, V, Zr, Ti, Cr, and mixtures thereof; more preferably M' is selected from the group consisting of Fe, Co, Mn, Cu, V, Cr, and mixtures thereof. Preferably, M'' is selected from the group consisting of Mg, Ca, Zn, Sr, Pb, Cd, Sn, Ba, Be, Al, and mixtures thereof; more preferably M'' is selected from the group consisting of Mg, Ca, Zn, Ba, Al, and mixtures thereof. Preferably Z comprises F.

Another preferred embodiment comprises a compound of the formula



wherein

(a) $0.1 < a \leq 4$;

(b) M is one or more metals, comprising at least one metal which is capable of undergoing oxidation to a higher valence state, and $1 \leq b \leq 3$; and

(c) Z is OH or a mixture of OH and halogen, and $0.1 < d \leq 4$; and

wherein M, Z, a, b, and d are selected so as to maintain electroneutrality of said compound.

Preferably, M comprises $M'M''$, where M' is at least one transition metal from Groups 4 to 11 of the Periodic Table; and M'' is at least one element from Groups 2, 3, 12, 13, or 14 of the Periodic Table. Preferably M' is selected from the group consisting of Fe, Co, Ni, Mn, Cu, V, Zr, Ti, Cr, and mixtures thereof; more preferably M' is selected from the group consisting of Fe, Co, Mn, Cu, V, Cr, and mixtures thereof. Preferably M is not Ni, when $a=2$ and $d=1$. Preferably M'' is selected from the group consisting of Mg, Ca, Zn, Sr, Pb, Cd, Sn, Ba, Be, Al, and mixtures thereof; more preferably M'' is selected from the group consisting of Mg, Ca, Zn, Ba, Al, and mixtures thereof.

Another preferred embodiment comprises a compound of the formula



wherein

(a) A is selected from the group consisting of Li, Na, K, and mixtures thereof;

(b) M is $M'_{1-b}M''_b$, where M' is at least one transition metal from Groups 4 to 11 of the Periodic Table; and M'' is at least one element which is from Group 2, 3, 12, 13, or 14 of the Periodic Table, and $0 \leq b < 1$; and

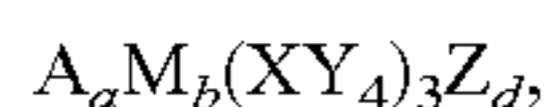
(c) Z comprises halogen, and $0.1 < d \leq 2$; and

wherein M, Z, b, and d are selected so as to maintain electroneutrality of said compound.

Preferably A is Li, or mixtures of Li with Na, K, or mixtures of Na and K. Preferably, M' is selected from the group consisting of Fe, Co, Mn, Cu, V, Zr, Ti, Cr, and mixtures thereof; more preferably M' is selected from the group consisting of Fe, Co, Mn, Cu, V, Cr, and mixtures thereof. Preferably, M'' is selected from the group consisting of Mg, Ca, Zn, Sr, Pb, Cd, Sn, Ba, Be, Al, and mixtures thereof; more preferably, M'' is selected from the group consisting of Mg, Ca, Zn, Ba, Al, and mixtures thereof. Preferably, Z comprises F. Preferably M is not Ni, when d=1. In a preferred embodiment M' is Fe or Co, M'' is Mg, and X is F. A particularly preferred embodiment is $\text{Li}_2\text{Fe}_{1-x}\text{Mg}_x\text{PO}_4\text{F}$. Preferred electrode active materials include $\text{Li}_2\text{Fe}_{0.9}\text{Mg}_{0.1}\text{PO}_4\text{F}$, and $\text{Li}_2\text{Fe}_{0.8}\text{Mg}_{0.2}\text{PO}_4\text{F}$.

A preferred electrode active material is of the formula $\text{Li}_2\text{MPO}_4\text{F}$, wherein M is selected from the group consisting of Ti, V, Cr, Mn, Fe, Co, Cu, Zn, or mixtures thereof, preferably Fe, Co, Mn, or mixtures thereof. Among such preferred compounds is $\text{Li}_2\text{CoPO}_4\text{F}$ and $\text{Li}_2\text{FePO}_4\text{F}$.

Another preferred embodiment comprises a compound of the formula:



wherein

- A is selected from the group consisting of Li, Na, K, and mixtures thereof, and $2 \leq a \leq 8$;
- M comprises one or more metals, comprising at least one metal which is capable of undergoing oxidation to a higher valence state, and $1 \leq b \leq 3$;
- XY_4 is selected from the group consisting of $\text{X}'\text{O}_{4-x}\text{Y}'_x$, $\text{X}'\text{O}_{4-y}\text{Y}'_y$, $\text{X}''\text{S}_4$, and mixtures thereof, where X' is P, As, Sb, Si, Ge, S, and mixtures thereof; X'' is P, As, Sb, Si, Ge and mixtures thereof; Y' is halogen; $0 \leq x < 3$; and $0 < y < 4$;
- Z is OH, halogen, or mixtures thereof, and $0 < d \leq 6$; and

wherein M, X, Y, Z, a, b, d, x and y are selected so as to maintain electroneutrality of said compound.

In a preferred embodiment, A comprises Li, or mixtures of Li with Na or K. In another preferred embodiment, A comprises Na, K, or mixtures thereof. In a preferred embodiment, M comprises two or more transition metals from Groups 4 to 11 of the Periodic Table, preferably transition metals selected from the group consisting of Fe, Co, Ni, Mn, Cu, V, Zr, Ti, Cr, and mixtures thereof. In another preferred embodiment, M comprises M'M'', where M' is at least one transition metal from Groups 4 to 11 of the Periodic Table; and M'' is at least one element from Groups 2, 3, 12, 13, or 14 of the Periodic Table having a +2 valence state. Preferably, M' is selected from the group consisting of Fe, Co, Ni, Mn, Cu, V, Zr, Ti, Cr, and mixtures thereof; more preferably M' is selected from the group consisting of Fe, Co, Mn, Cu, V, Cr, and mixtures thereof. Preferably, M'' is selected from the group consisting of Mg, Ca, Zn, Sr, Pb, Cd, Sn, Ba, Be, Al, and mixtures thereof; more preferably, M'' is selected from the group consisting of Mg, Ca, Zn, Ba, Al, and mixtures thereof. In a preferred embodiment, XY_4 is preferably PO_4 . In another preferred embodiment, X' comprises As, Sb, Si, Ge, S, and mixtures thereof; X'' comprises As, Sb, Si, Ge and mixtures thereof; and $0 < x < 3$. In a preferred embodiment, Z comprises F, or mixtures of F with Cl, Br, OH, or mixtures thereof. In another preferred embodiment, Z comprises OH, or mixtures thereof with Cl or Br. Preferred electrode actives include those of the following formulae.

$\text{A}_{4+d}\text{M}'\text{M}''(\text{PO}_4)_3\text{Z}_d$ where M' is a +3 oxidation state transition or non-transition metal and M'' is a +2 oxidation state transition metal or non-transition metal.

$\text{A}_{3+d}\text{M}'\text{M}''(\text{PO}_4)_3\text{Z}_d$ where M' is a +4 oxidation state transition metal or non-transition and M'' is a +2 oxidation state transition metal or non-transition metal.

$\text{A}_{3+d}\text{M}_2(\text{PO}_4)_3\text{Z}_d$, where M is a +3 oxidation state transition metal.

$\text{A}_{1+d}\text{M}_2(\text{PO}_4)_3\text{Z}_d$, where M is a +4 oxidation state transition metal.

$\text{A}_{5+d}\text{M}_2(\text{PO}_4)_3\text{Z}_d$, where M is a +2 oxidation state transition metal, or mixture with a +2 oxidation state non-transition metal.

$\text{A}_{2+d}\text{M}_2(\text{SiO}_4)_2(\text{PO}_4)\text{Z}_d$ where M is a +4 oxidation state transition metal.

$\text{A}_{3+2x+d}\text{M}_2(\text{SiO}_4)_{3-x}(\text{PO}_4)_x\text{Z}_d$, where M is a +3 oxidation state transition metal.

$\text{A}_{4+d}\text{M}_2(\text{SiO}_4)_3\text{Z}_d$, where M is a +4 oxidation state transition metal.

$\text{A}_{6+d}\text{M}_2(\text{SiO}_4)_3\text{Z}_d$, where M is a +3 oxidation state transition metal.

$\text{A}_{2+d}\text{M}_2(\text{SO}_4)_3\text{Z}_d$, where M is a +2 oxidation state transition metal, or mixture with a +2 oxidation state non-transition metal.

$\text{A}_{1+d}\text{M}'\text{M}''(\text{SO}_4)_3\text{Z}_d$ where M' is a +2 oxidation state metal; and M'' is a +3 oxidation state transition metal.

Among the preferred embodiments of this invention are the following electrode active materials:

$\text{Li}_2\text{Fe}_{0.8}\text{Mg}_{0.2}\text{PO}_4\text{F}$; $\text{Li}_2\text{Fe}_{0.5}\text{Co}_{0.5}\text{PO}_4\text{F}$; $\text{Li}_3\text{CoPO}_4\text{F}_2$; $\text{KFe}(\text{PO}_3\text{F})\text{F}$; $\text{Li}_2\text{Co}(\text{PO}_3\text{F})\text{Br}_2$; $\text{Li}_2\text{Fe}(\text{PO}_3\text{F})\text{F}$; $\text{Li}_2\text{FePO}_4\text{Cl}$; $\text{Li}_2\text{MnPO}_4\text{OH}$; $\text{Li}_2\text{CoPO}_4\text{F}$; $\text{Li}_2\text{Fe}_{0.5}\text{Co}_{0.5}\text{PO}_4\text{F}$; $\text{Li}_2\text{Fe}_{0.9}\text{Mg}_{0.1}\text{PO}_4\text{F}$; $\text{Li}_2\text{Fe}_{0.8}\text{Mg}_{0.2}\text{PO}_4\text{F}$; $\text{Li}_{1.25}\text{Fe}_{0.9}\text{Mg}_{0.1}\text{PO}_4\text{F}_{0.25}$; $\text{Li}_2\text{MnPO}_4\text{F}$; LiCuPO_4F ; $\text{K}_2\text{Fe}_{0.9}\text{Mg}_{0.1}\text{P}_{0.5}\text{As}_{0.5}\text{O}_4\text{F}$; $\text{Li}_2\text{MnSbO}_4\text{OH}$; $\text{Li}_2\text{Fe}_{0.6}\text{Co}_{0.4}\text{SbO}_4\text{Br}$; $\text{Na}_3\text{CoAsO}_4\text{F}_2$; $\text{LiFe}(\text{AsO}_3\text{F})\text{Cl}$; $\text{Li}_2\text{Co}(\text{As}_{0.5}\text{Sb}_{0.5})\text{F}_2$; $\text{K}_2\text{Fe}(\text{AsO}_3\text{F}_2)\text{F}$; $\text{Li}_2\text{NiSbO}_4\text{F}$; $\text{Li}_2\text{FeAsO}_4\text{OH}$; $\text{Li}_3\text{Mn}_2(\text{PO}_4)_3\text{F}$; $\text{Na}_4\text{FeMn}(\text{PO}_4)_3\text{OH}$; $\text{Li}_4\text{FeV}(\text{PO}_4)_3\text{Br}$; $\text{Li}_3\text{VAl}(\text{PO}_4)_3\text{F}$; $\text{K}_3\text{MgV}(\text{PO}_4)_3\text{Cl}$; $\text{LiKNaTiFe}(\text{PO}_4)_3\text{F}$; $\text{Li}_4\text{Fe}_2(\text{PO}_{3.82}\text{F}_{0.68})_3$; $\text{Li}_3\text{FeMn}(\text{PO}_{3.67}\text{F}_{0.33})_3$; $\text{Li}_4\text{Ti}_2(\text{PO}_4)\text{Br}$; $\text{Li}_3\text{V}_2(\text{PO}_4)_3\text{F}_2$; $\text{Li}_6\text{FeMg}(\text{PO}_4)_3\text{OH}$; $\text{Li}_3\text{Mn}_2(\text{AsO}_4)_3\text{F}$; $\text{K}_4\text{FeMn}(\text{AsO}_4)_{30}\text{H}$; $\text{Li}_4\text{FeV}(\text{P}_{0.5}\text{Sb}_{0.5}\text{O}_4)_3\text{Br}$; $\text{LiNaKAlV}(\text{AsO}_4)_3\text{F}$; $\text{K}_3\text{MgV}(\text{SbO}_4)_3\text{Cl}$; $\text{Li}_3\text{TiFe}(\text{SbO}_4)_3\text{F}$; $\text{Li}_4\text{Fe}_2(\text{SbO}_{3.82}\text{F}_{0.68})_3$; $\text{Li}_{FeMn}(\text{P}_{0.5}\text{As}_{0.5}\text{O}_{3.67}\text{F}_{0.33})_3$; $\text{Li}_4\text{Ti}_2(\text{PO}_4)_3\text{F}$; $\text{Li}_{3.25}\text{V}_2(\text{PO}_4)_3\text{F}_{0.25}$; $\text{Li}_3\text{Na}_{0.75}\text{Fe}_2(\text{PO}_4)_3\text{F}_{0.75}$; $\text{Na}_{4.5}\text{Fe}_2(\text{PO}_4)_3(\text{OH})\text{Cl}_{0.5}$; $\text{K}_8\text{Ti}_2(\text{PO}_4)_3\text{F}_3\text{Br}_2$; $\text{K}_8\text{Ti}_2(\text{PO}_4)_3\text{F}_5$; $\text{Li}_2\text{Ti}_2(\text{PO}_4)_3\text{F}$; $\text{LiNa}_{1.25}\text{V}_2(\text{PO}_4)_3\text{F}_{0.5}\text{Cl}_{0.75}$; $\text{K}_{1.25}\text{Mn}_2(\text{PO}_4)_3\text{OH}_{0.25}$; $\text{LiNa}_{1.25}\text{KTiV}(\text{PO}_4)_3(\text{OH})_{1.25}\text{Cl}$; $\text{Na}_6\text{Ti}_2(\text{PO}_4)_3\text{F}_3\text{Cl}_2$; $\text{Li}_7\text{Fe}_2(\text{PO}_4)_3\text{F}_2$; $\text{Li}_8\text{FeMg}(\text{PO}_4)_3\text{F}_{2.25}\text{Cl}_{0.75}$; $\text{Li}_5\text{Na}_{2.5}\text{TiMn}(\text{PO}_4)_3(\text{OH})_2\text{Cl}_{0.5}$; $\text{Na}_3\text{K}_{4.5}\text{MnCa}(\text{PO}_4)_3(\text{OH})_{1.5}\text{Br}$; $\text{K}_9\text{FeBa}(\text{PO}_4)_3\text{F}_2\text{Cl}_2$; $\text{Li}_5\text{Ti}_2(\text{SiO}_4)_2(\text{PO}_4)\text{F}_2$; $\text{Na}_6\text{Mn}_2(\text{SiO}_4)_2(\text{PO}_4)\text{F}_2\text{Cl}$; $\text{Li}_5\text{TiFe}(\text{PO}_4)_3\text{F}$; $\text{Na}_4\text{K}_2\text{VMg}(\text{PO}_4)_3\text{FCl}$; $\text{Li}_4\text{NaAlNi}(\text{PO}_4)_3(\text{OH})$; $\text{Li}_3\text{K}_3\text{FeMg}(\text{PO}_4)_3\text{F}_2$; $\text{Li}_2\text{Na}_2\text{K}_2\text{CrMn}(\text{PO}_4)_3(\text{OH})\text{Br}$; $\text{Li}_4\text{TiCa}(\text{PO}_4)_3\text{F}$; $\text{Li}_4\text{Ti}_{0.75}\text{Fe}_{1.5}(\text{PO}_4)_3\text{F}$; $\text{Li}_3\text{NaSnFe}(\text{PO}_4)_3(\text{OH})$; $\text{Li}_3\text{NaGe}_{0.5}\text{Ni}_2(\text{PO}_4)_3(\text{OH})$; $\text{Na}_3\text{K}_2\text{VCo}(\text{PO}_4)_3(\text{OH})\text{Cl}$; $\text{Li}_3\text{Na}_2\text{MnCa}(\text{PO}_4)_3\text{F}(\text{PO}_4)_3\text{F}(\text{OH})$; $\text{Li}_3\text{NaKTiFe}(\text{PO}_4)_3\text{F}$; $\text{Li}_6\text{FeCo}(\text{SiO}_4)_2(\text{PO}_4)\text{F}$; $\text{Li}_3\text{Na}_3\text{TiV}(\text{SiO}_4)_2(\text{PO}_4)\text{F}$; $\text{K}_{5.5}\text{CrMn}(\text{SiO}_4)_2(\text{PO}_4)\text{Cl}_{0.5}$; $\text{Li}_3\text{Na}_{2.5}\text{V}_2(\text{SiO}_4)_2(\text{PO}_4)(\text{OH})_{0.5}$; $\text{Na}_{5.25}\text{FeMn}(\text{SiO}_4)_2(\text{PO}_4)\text{Br}_{0.25}$; $\text{Li}_4\text{NaVTi}(\text{SiO}_4)_3\text{F}_{0.5}\text{Cl}_{0.5}$; $\text{Na}_2\text{K}_{2.5}\text{ZrV}(\text{SiO}_4)_3\text{F}_{0.5}$; $\text{Li}_4\text{K}_2\text{MnV}(\text{SiO}_4)_3(\text{OH})_2$; $\text{Li}_2\text{Na}_2\text{KTi}_2(\text{SiO}_4)_3\text{F}$; $\text{K}_6\text{V}_2(\text{SiO}_4)_3(\text{OH})\text{Br}$; $\text{Li}_8\text{FeMn}(\text{SiO}_4)_3\text{F}_2$; $\text{Na}_3\text{K}_{4.5}\text{CoNi}(\text{SiO}_4)_3(\text{OH})_{1.5}$; $\text{Li}_3\text{Na}_2\text{K}_2\text{TiV}(\text{SiO}_4)_3(\text{OH})_{0.5}\text{Cl}_{0.5}$; $\text{K}_9\text{VCr}(\text{SiO}_4)_3\text{F}_2\text{Cl}$; $\text{LiNa}_4\text{V}_2(\text{SiO}_4)_3\text{FBr}$; $\text{Li}_4\text{FeMg}(\text{SO}_4)\text{F}_2$; $\text{Na}_2\text{KNiCo}(\text{SO}_4)(\text{OH})$; $\text{Na}_5\text{MnCa}(\text{SO}_4)\text{F}_2\text{Cl}$; $\text{Li}_3\text{NaCuBa}(\text{SO}_4)\text{FBr}$; $\text{Li}_{2.5}\text{K}_{0.5}\text{FeZn}(\text{SO}_4)\text{F}$; $\text{Li}_3\text{MgFe}(\text{SO}_4)_3\text{F}_2$; $\text{Li}_2\text{NaCaV}(\text{SO}_4)_3\text{FCl}$; $\text{Na}_4\text{NiMn}(\text{SO}_4)_3(\text{OH})_2$; $\text{NaKBaFe}(\text{SO}_4)_3\text{F}$; Li_2KCuv

(SO₄)₃(OH)Br; Li_{1.5}CoPO₄F_{0.5}; Li_{1.25}CuPO₄F_{0.25}Li_{1.75}; FePO₄F_{0.75}; Li_{1.66}MnPO₄F_{0.66}; Li_{1.5}Co_{0.75}Ca_{0.25}PO₄F_{0.5}; Li_{1.75}Co_{0.8}Mn_{0.2}PO₄F_{0.75}; Li_{1.25}Fe_{0.75}Mg_{0.25}PO₄F_{0.25}; Li_{1.66}Cu_{0.6}Zn_{0.4}PO₄F_{0.66}; Li_{1.75}Mn_{0.8}Mg_{0.2}PO₄F_{0.75}; Li₂CuSiF₆LiCoSiO₄F; LiCoSiO₄F; KMnSiO₄Cl; KMn₂SiO₄Cl; Li₂VSiO₄(OH)₂; LiFeCuSiO₄F₂; LiFeSiO₃F₃; NaMnSiO₃F₄; Li₂CuSiO₃Cl₃; Li₂CuGeF; Li₂FeGeF; LiCoGeO₄F; Li₂CoGeO₄F; Li₃CoGeO₄F; NaMnSi_{0.5}Ge_{0.5}O₄Cl; Li₂TiGeO₄(OH)₂; LiFeCuGeO₄F₂; NaFeSi_{0.5}Ge_{0.5}O₃F₃; LiNaCuGeO₃Cl₃; Li₅Mn₂(SiO₄)₃FCl; Li₂K₂Mn₂(SiO₄)₃F; Na₃Mn(SiO_{3.66}F_{0.39})OH; LiCuFe(GeO₄)₃Cl; Li₃Mn₂(GeO₄)₃OH; Na₃K₂Mn₂(Si_{0.5}Ge_{0.5}O₄)₃F₂; Li₄Mn₂(GeO₄)₃F; KLi₂Fe₂(Si_{0.5}Ge_{0.5}O₄)Br; Li₄Fe(GeO_{3.66}F_{0.39})₃F; Na₃Mn(GeO_{3.66}F_{0.39})OH; LiMnSO₄F; NaFe_{0.9}Mg_{0.1}SO₄Cl; LiFeSO₄F; LiMnSO₄OH; KMnSO₄F; Li₄Mn₃(SO₄)₃OH; Li₅Fe₂Al(SO₄)₃Cl; Li₄Fe(SO_{1.32}F_{2.68})₃BrCl; Na₃Mn(SO_{1.32}F_{2.68})₃OH; Li₂FeAl(SO_{1.32}F_{2.68})₃F; Li₂FeZn(PO₄)₂; Li_{0.5}Co_{0.75}Mg_{0.5}(PO₄)_{0.75}; Li₃Mn_{0.5}Al_{0.5}(PO₄)_{3.5}; Li_{0.75}VCa(PO₄)_{1.75}; Li₄CuBa(PO₄)₄; Li_{0.5}Mn_{0.5}Ca(PO₄)(OH)_{1.5}; Li_{1.5}FeMg(PO₄)(OH)Cl; LiFeCoCa(PO₄)(OH)₃F; Li₃CuBa(PO₄)(OH)₂Br₂; Li_{0.75}Mn_{1.5}Al(PO₄)(OH)_{3.75}; Li₂Co_{0.75}Mg_{0.25}(PO₄)_{0.75}; LiNaCo_{0.8}Mg_{0.2}(PO₄)_{0.75}; NaKCu_{0.5}Mg_{0.5}(PO₄)_{0.75}; LiNa_{0.5}K_{0.5}Fe_{0.75}Mg_{0.25}(PO₄)_{0.75}; Li₅K_{0.5}V_{0.5}Zn_{0.5}(PO₄)₂; Li₆CuCa(SbO₂F₄)₃F; Na₆Fe₂Mg(PS₄)₃(OH)₂Cl; Li₄K₃CoAl(AsO₂F₄)₃F₃; Li₄Fe_{1.5}Co_{0.5}(PO₃F)₃(OH)_{3.5}; K₈FeMg(PO₃F)₃F₃Cl₃Li₅Fe₂Al(SO₄)₃Cl; LiFe₂(SO₄)₃Cl; LiMn₂(SO₄)₃F; Li₃Ni₂(SO₄)₃Cl; Li₃Co₂(SO₄)₃F; Li₃Fe₂(SO₄)₃Br; LiMn₂(SO₄)₃F; Li₃MnFe(SO₄)₃F; Li₃NiCo(SO₄)₃Cl; LiMnSO₄F; LiFeSO₄Cl; LiNiSO₄F; LiCoSO₄Cl; LiMn_{1-x}Fe_xSO₄F; LiFe_{1-x}Mg_xSO₄F; Li₇ZrMn(SiO₄)₃F; Li₇MnCo(SiO₄)₃F; Li₇MnNi(SiO₄)₃F; Li₇VAl(SiO₄)₃F; Li₄MnCo(PO₄)₂(SiO₄)₂F; Li₄VAl(PO₄)₂(SiO₄)₂F; Li₄MnV(PO₄)₂(SiO₄)₂F; Li₄CoFe(PO₄)₂(SiO₄)₂F; Li_{0.6}VPO₄F_{0.6}; Li_{0.8}VPO₄F_{0.8}; LiVPO₄F; Li₃V₂(PO₄)₂F₃; LiVPO₄Cl; LiVPO₄OH; NaVPO₄F; Na₃V₂(PO₄)₂F; and mixtures thereof.

Methods of Manufacture:

Active materials of general formula A_aM_b(XY₄)_cZ_d are readily synthesized by reacting starting materials in a solid state reaction, with or without simultaneous oxidation or reduction of the metal species involved. According to the desired values of a, b, c, and d in the product, starting materials are chosen that contain "a" moles of alkali metal A from all sources, "b" moles of metals M from all sources, "c" moles of phosphate (or other XY₄ species) from all sources, and "d" moles of halide or hydroxide Z, again taking into account all sources. As discussed below, a particular starting material may be the source of more than one of the components A, M, XY₄, or Z. Alternatively it is possible to run the reaction with an excess of one or more of the starting materials. In such a case, the stoichiometry of the product will be determined by the limiting reagent among the components A, M, XY₄, and Z. Because in such a case at least some of the starting materials will be present in the reaction product mixture, it is usually desirable to provide exact molar amounts of all the starting materials.

Sources of alkali metal include any of a number of salts or ionic compounds of lithium, sodium, potassium, rubidium or cesium. Lithium, sodium, and potassium compounds are preferred. Preferably, the alkali metal source is provided in powder or particulate form. A wide range of such materials is well known in the field of inorganic chemistry. Non-limiting examples include the lithium, sodium, and/or potassium fluorides, chlorides, bromides, iodides, nitrates, nitrites, sulfates, hydrogen sulfates, sulfites, bisulfites, car-

bonates, bicarbonates, borates, phosphates, hydrogen phosphates, dihydrogen phosphates, silicates, antimonates, arsenates, germanates, oxides, acetates, oxalates, and the like. Hydrates of the above compounds may also be used, as well as mixtures. In particular, the mixtures may contain more than one alkali metal so that a mixed alkali metal active material will be produced in the reaction.

Sources of metals M include salts or compounds of any of the transition metals, alkaline earth metals, or lanthanide metals, as well as of non-transition metals such as aluminum, gallium, indium, thallium, tin, lead, and bismuth. The metal compounds include, without limitation, fluorides, chlorides, bromides, iodides, nitrates, nitrites, sulfates, hydrogen sulfates, sulfites, bisulfites, carbonates, bicarbonates, borates, phosphates, hydrogen phosphates, dihydrogen phosphates, silicates, antimonates, arsenates, germanates, oxides, hydroxides, acetates, oxalates, and the like. Hydrates may also be used, as well as mixtures of metals, as with the alkali metals, so that alkali metal mixed metal active materials are produced. The metal M in the starting material may have any oxidation state, depending on the oxidation state required in the desired product and the oxidizing or reducing conditions contemplated, as discussed below. The metal sources are chosen so that at least one metal in the final reaction product is capable of being in an oxidation state higher than it is in the reaction product.

Sources of the desired starting material anions such as the phosphates, halides, and hydroxides are provided by a number of salts or compounds containing positively charged cations in addition to the source of phosphate (or other XY₄ species), halide, or hydroxide. Such cations include, without limitation, metal ions such as the alkali metals, alkaline metals, transition metals, or other non-transition metals, as well as complex cations such as ammonium or quaternary quaternary ammonium. The phosphate anion in such compounds may be phosphate, hydrogen phosphate, or dihydrogen phosphate. As with the alkali metal source and metal source discussed above, the phosphate, halide, or hydroxide starting materials are preferably provided in particulate or powder form. Hydrates of any of the above may be used, as can mixtures of the above.

A starting material may provide more than one of the components A, M, XY₄, and Z, as is evident in the list above. In various embodiments of the invention, starting materials are provided that combine, for example, the alkali metal and halide together, or the metal and the phosphate. Thus for example, lithium, sodium, or potassium fluoride may be reacted with a metal phosphate such as vanadium phosphate or chromium phosphate, or with a mixture of metal compounds such as a metal phosphate and a metal hydroxide. In one embodiment, a starting material is provided that contains alkali metal, metal, and phosphate. There is complete flexibility to select starting materials containing any of the components of alkali metal A, metal M, phosphate (or other XY₄ moiety), and halide/hydroxide Z, depending on availability. Combinations of starting materials providing each of the components may also be used.

In general, any anion may be combined with the alkali metal cation to provide the alkali metal source starting material, or with the metal M cation to provide the metal M starting material. Likewise, any cation may be combined with the halide or hydroxide anion to provide the source of Z component starting material, and any cation may be used as counterion to the phosphate or similar XY₄ component. It is preferred, however, to select starting materials with counterions that give rise to volatile by-products. Thus, it is desirable to choose ammonium salts, carbonates, oxides,

hydroxides, and the like where possible. Starting materials with these counterions tend to form volatile by-products such as water, ammonia, and carbon dioxide, which can be readily removed from the reaction mixture. This concept is well illustrated in the Examples below.

The sources of components A, M, phosphate (or other XY_4 moiety), and Z may be reacted together in the solid state while heating for a time and temperature sufficient to make a reaction product. The starting materials are provided in powder or particulate form. The powders are mixed together with any of a variety of procedures, such as by ball milling without attrition, blending in a mortar and pestle, and the like. Thereafter the mixture of powdered starting materials is compressed into a tablet and/or held together with a binder material to form a closely cohering reaction mixture. The reaction mixture is heated in an oven, generally at a temperature of about 400°C . or greater until a reaction product forms. However, when Z in the active material is hydroxide, it is preferable to heat at a lower temperature so as to avoid volatilizing water instead of incorporating hydroxyl into the reaction product. Exemplary times and temperatures for the reaction are given in the Examples below.

When the starting materials contain hydroxyl for incorporation into the reaction product, the reaction temperature is preferably less than about 400°C ., and more preferably about 250°C . or less. One way of achieving such temperatures is to carry out the reaction hydrothermally, as illustrated in Examples 15 and 16. In a hydrothermal reaction, the starting materials are mixed with a small amount of a liquid such as water, and placed in a pressurized bomb. The reaction temperature is limited to that which can be achieved by heating the liquid water under pressure.

The reaction may be carried out without redox, or if desired under reducing or oxidizing conditions. When the reaction is done without redox, the oxidation state of the metal or mixed metals in the reaction product is the same as in the starting materials. Such a scheme is illustrated, for example, in Example 16. Oxidizing conditions may be provided by running the reaction in air. Thus, oxygen from the air is used in Example 12 to oxidize the starting material cobalt having an average oxidation state of $+2.67$ ($8/3$) to an oxidation state of $+3$ in the final product.

The reaction may also be carried out with reduction. For example, the reaction may be carried out in a reducing atmosphere such as hydrogen, ammonia, methane, or a mixture of reducing gases. Alternatively, the reduction may be carried out in situ by including the reaction mixture a reductant that will participate in the reaction to reduce the metal M, but that will produce by-products that will not interfere with the active material when used later in an electrode or an electrochemical cell. One convenient reductant to use to make the active materials of the invention is a reducing carbon. In a preferred embodiment, the reaction is carried out in an inert atmosphere such as argon, nitrogen, or carbon dioxide. Such reducing carbon is conveniently provided by elemental carbon, or by an organic material that can decompose under the reaction conditions to form elemental carbon or a similar carbon containing species that has reducing power. Such organic materials include, without limitation, glycerol, starch, sugars, cokes, and organic polymers which carbonize or pyrolyze under the reaction conditions to produce a reducing form of carbon. A preferred source of reducing carbon is elemental carbon. Carbothermal reduction is illustrated in Examples 7, 19, and 21.

The stoichiometry of the reduction can be selected along with the relative stoichiometric amounts of the starting components A, M, PO_4 (or other XY_4 moiety), and Z. It is

usually easier to provide the reducing agent in stoichiometric excess and remove the excess, if desired, after the reaction. In the case of the reducing gases and the use of reducing carbon such as elemental carbon, any excess reducing agent does not present a problem. In the former case, the gas is volatile and is easily separated from the reaction mixture, while in the latter, the excess carbon in the reaction product does not harm the properties of the active material, because carbon is generally added to the active material to form an electrode material for use in the electrochemical cells and batteries of the invention. Conveniently also, the by-products carbon monoxide or carbon dioxide (in the case of carbon) or water (in the case of hydrogen) are readily removed from the reaction mixture.

A stoichiometry of reaction of a mixture of starting materials with hydrogen gas is illustrated in the table, giving the products formed when starting materials are reacted with 'n' moles of hydrogen according to the reaction:

Value of 'n'	Reaction Product	Volatile by-products
1	$\text{Li}_2\text{M}_2(\text{PO}_4)_3\text{F}$	$0.5 \text{ CO}_2 + 3 \text{ NH}_3 + 5.5 \text{ H}_2\text{O}$
1.5	$\text{Li}_3\text{M}_2(\text{PO}_4)_3\text{F}$	$\text{CO}_2 + 3 \text{ NH}_3 + 6 \text{ H}_2\text{O}$
2.5	$\text{Li}_3\text{M}_2\text{P}_3\text{O}_{11}\text{F}$	$\text{CO}_2 + 3 \text{ NH}_3 + 7 \text{ H}_2\text{O}$

The extent of reduction is not dependent simply on the amount of hydrogen present—it is always available in excess. It is dependent on the temperature of reaction. Higher temperatures will facilitate greater reducing power.

In addition whether one gets e.g. $(\text{PO}_4)_3\text{F}$ or $\text{P}_3\text{O}_{11}\text{F}$ in the final product depend on the thermodynamics of formation of the product. The lower energy product will be favored.

At a temperature where only one mole of hydrogen reacts, the M^{+5} in the starting material is reduced to M^{+4} , allowing for the incorporation of only 2 lithiums in the reaction product. When 1.5 moles of hydrogen react, the metal is reduced to $\text{M}^{+3.5}$ on average, considering the stoichiometry of reduction. With 2.5 moles of hydrogen, the metal is reduced to $\text{M}^{+2.5}$ on average. Here there is not enough lithium in the balanced reaction to counterbalance along with the metal the -10 charge of the $(\text{PO}_4)_3\text{F}$ group. For this reason, the reaction product has instead a modified $\text{P}_3\text{O}_{11}\text{F}$ moiety with a charge of -8 , allowing the Li_3 to balance the charge. The table illustrates how important it is to consider all the stoichiometries when synthesizing the $\text{A}_a\text{M}_b(\text{PO}_4)_c\text{Z}_d$ active materials of the invention.

When using a reducing atmosphere, it is difficult to provide less than an excess of reducing gas such as hydrogen. Under such a situation, it is preferred to control the stoichiometry of the reaction by the other limiting reagents, as illustrated in the table. Alternatively the reduction may be carried out in the presence of reducing carbon such as elemental carbon. Experimentally, it would be possible to use precise amounts of reductant carbon as illustrated in the table for the case of reductant hydrogen to make products of a chosen stoichiometry. However, it is preferred to carry out the carbothermal reduction in a molar excess of carbon. As with the reducing atmosphere, this is easier to do experimentally, and it leads to a product with excess carbon dispersed into the reaction product, which as noted above provides a useful active electrode material.

The carbothermal reduction method of synthesis of mixed metal phosphates has been described in PCT Publication WO/01/53198, Barker et al., incorporated by reference herein. The carbothermal method may be used to react

starting materials in the presence of reducing carbon to form a variety of products. The carbon functions to reduce a metal ion in the starting material metal M source. The reducing carbon, for example in the form of elemental carbon powder, is mixed with the other starting materials and heated. For best results, the temperature should be about 400° C. or greater, and up to about 950° C. Higher temperatures may be used, but are usually not required.

Generally, higher temperature (about 650° C. to about 1000° C.) reactions produce CO as a by-product whereas CO₂ production is favored at lower temperatures (generally up to about 650° C.). The higher temperature reactions produce CO effluent and the stoichiometry requires more carbon be used than the case where CO₂ effluent is produced at lower temperature. This is because the reducing effect of the C to CO₂ reaction is greater than the C to CO reaction. The C to CO₂ reaction involves an increase in carbon oxidation state of +4 (from 0 to 4) and the C to CO reaction involves an increase in carbon oxidation state of +2 (from ground state zero to 2). In principle, such would affect the planning of the reaction, as one would have to consider not only the stoichiometry of the reductant but also the temperature of the reaction. When an excess of carbon is used, however, such concerns do not arise. It is therefore preferred to use an excess of carbon, and control the stoichiometry of the reaction with another of the starting materials as limiting reagent.

As noted above, the active materials A_a M_b (XY₄)_c Z_d of the invention can contain a mixture of alkali metals A, a mixture of metals B, a mixture of components Z, and a phosphate group representative of the XY₄ group in the formula. In another aspect of the invention, the phosphate group can be completely or partially substituted by a number of other XY₄ moieties, which will also be referred to as “phosphate replacements” or “modified phosphates”. Thus, active materials are provided according to the invention wherein the XY₄ moiety is a phosphate group that is completely or partially replaced by such moieties as sulfate (SO₄²⁻), monofluoromonophosphate, (PO₃F²⁻), difluoromonophosphate (PO₂F₂²⁻), silicate (SiO₄⁴⁻), arsenate, antimonate, and germanate. Analogues of the above oxygenate anions where some or all of the oxygen is replaced by sulfur are also useful in the active materials of the invention, with the exception that the sulfate group may not be completely substituted with sulfur. For example thiomonophosphates may also be used as a complete or partial replacement for phosphate in the active materials of the invention. Such thiomonophosphates include the anions PO₃S³⁻, PO₂S₂³⁻, POS₃³⁻, and PS₄³⁻. They are most conveniently available as the sodium, lithium, or potassium derivative.

To synthesize the active materials containing the modified phosphate moieties, it is usually possible to substitute all or part of the phosphate compounds discussed above with a source of the replacement anion. The replacement is considered on a stoichiometric basis and the starting materials providing the source of the replacement anions are provided along with the other starting materials as discussed above. Synthesis of the active materials containing the modified phosphate groups proceeds as discussed above, either without redox or under oxidizing or reducing conditions. As was the case with the phosphate compounds, the compound containing the modified or replacement phosphate group or groups may also be a source of other components of the active materials. For example, the alkali metal and/or the mixed metal M may be a part of the modified phosphate compound.

Non-limiting examples of sources of monofluoromonophosphates include Na₂PO₃F, K₂PO₃F, (NH₄)₂PO₃F.H₂O, LiNaPO₃F.H₂O, LiKPO₃F, LiNH₄PO₃F, NaNH₄PO₃F, NaK₃(PO₃F)₂ and CaPO₃F.2H₂O. Representative examples of sources of difluoromonophosphate compounds include, without limitation, NH₄PO₂F₂, NaPO₂F₂, KPO₂F₂, Al(PO₂F₂)₃, and Fe(PO₂F₂)₃.

When it is desired to partially or completely substitute phosphorous in the active materials for silicon, it is possible to use a wide variety of silicates and other silicon containing compounds. Thus, useful sources of silicon in the active materials of the invention include orthosilicates, pyrosilicates, cyclic silicate anions such as Si₃O₉⁶⁻, Si₆O₁₈¹²⁻ and the like and pyrocenes represented by the formula (SiO₃²⁻)_n, for example LiAl(SiO₃)₂. Silica or SiO₂ may also be used. Partial substitution of silicate for phosphate is illustrated in Example 23.

Representative arsenate compounds that may be used to prepare the active materials of the invention include H₃AsO₄ and salts of the anions [H₂AsO₄]³⁻ and [HAsO₄]²⁻. Sources of antimonate in the active materials can be provided by antimony-containing materials such as Sb₂O₅, M^ISbO₃ where M^I is a metal having oxidation state +1, M^{III}SbO₄ where M^{III} is a metal having an oxidation state of +3, and M^{II}Sb₂O₇ where M^{II} is a metal having an oxidation state of +2. Additional sources of antimonate include compounds such as Li₃SbO₄, NH₄H₂SbO₄, and other alkali metal and/or ammonium mixed salts of the [SbO₄]³⁻ anion. Partial substitution of phosphate by antimonate is illustrated in Example 24.

Sources of sulfate compounds that can be used to partially or completely replace phosphorous in the active materials with sulfur include alkali metal and transition metal sulfates and bisulfates as well as mixed metal sulfates such as (NH₄)₂Fe(SO₄)₂, NH₄Fe(SO₄)₂ and the like. Finally, when it is desired to replace part or all of the phosphorous in the active materials with germanium, a germanium containing compound such as GeO₂ may be used.

To prepare the active materials containing the modified phosphate groups, it suffices to choose the stoichiometry of the starting materials based on the desired stoichiometry of the modified phosphate groups in the final product and react the starting materials together according to the procedures described above with respect to the phosphate materials. Naturally, partial or complete substitution of the phosphate group with any of the above modified or replacement phosphate groups will entail a recalculation of the stoichiometry of the required starting materials.

In a preferred embodiment, a two-step method is used to prepare the general formula Li_{1+x}MPO₄F_x which consists of the initial preparation of a LiMPO₄ compound (step 1), which is then reacted with x moles of LiF to provide Li₂MPO₄F (step 2). The starting (precursor) materials for the first step include a lithium containing compound, a metal containing compound and a phosphate containing compound. Each of these compounds may be individually available or may be incorporated within the same compounds, such as a lithium metal compound or a metal phosphate compound.

Following the preparation in step one, step two of the reaction proceeds to react the lithium metal phosphate (provided in step 1) with a lithium salt, preferably lithium fluoride (LiF). The LiF is mixed in proportion with the lithium metal phosphate to provide a lithiated transition metal fluorophosphate product. The lithiated transition metal fluorophosphate has the capacity to provide lithium ions for electrochemical potential.

In addition to the previously described two-step method, a one step reaction method may be used in preparing such preferred materials of the present invention. In one method of this invention, the starting materials are intimately mixed and then reacted together when initiated by heat. In general, the mixed powders are pressed into a pellet. The pellet is then heated to an elevated temperature. This reaction can be run under an air atmosphere or a non-oxidizing atmosphere. In another method, the lithium metal phosphate compound used as a precursor for the lithiated transition metal fluorophosphate reaction can be formed either by a carbothermal reaction, or by a hydrogen reduction reaction.

The general aspects of the above synthesis route are applicable to a variety of starting materials. The metal compounds may be reduced in the presence of a reducing agent, such as hydrogen or carbon. The same considerations apply to other metal and phosphate containing starting materials. The thermodynamic considerations such as ease of reduction of the selected starting materials, the reaction kinetics, and the melting point of the salts will cause adjustment in the general procedure, such as the amount of reducing agent, the temperature of the reaction, and the dwell time.

The first step of a preferred two-step method includes reacting a lithium containing compound (lithium carbonate, Li_2CO_3), a metal containing compound having a phosphate group (for example, nickel phosphate, $\text{Ni}_3(\text{PO}_4)_2 \cdot x\text{H}_2\text{O}$, which usually has more than one mole of water), and a phosphoric acid derivative (such as a diammonium hydrogen phosphate, DAHP). The powders are pre-mixed with a mortar and pestle until uniformly dispersed, although various methods of mixing may be used. The mixed powders of the starting materials are pressed into pellets. The first stage reaction is conducted by heating the pellets in an oven at a preferred heating rate to an elevated temperature, and held at such elevated temperature for several hours. A preferred ramp rate of about 2°C./minute is used to heat to a preferable temperature of about 800°C . Although in many instances a heating rate is desirable for a reaction, it is not always necessary for the success of the reaction. The reaction is carried out under a flowing air atmosphere (e.g., when M is Ni or Co), although the reaction could be carried out in an inert atmosphere such as N_2 or Ar (when M is Fe). The flow rate will depend on the size of the oven and the quantity needed to maintain the atmosphere. The reaction mixture is held at the elevated temperature for a time sufficient for the reaction product to be formed. The pellets are then allowed to cool to ambient temperature. The rate at which a sample is cooled may vary.

In the second step, the $\text{Li}_2\text{MPO}_4\text{F}$ active material is prepared by reacting the LiMPO_4 precursor made in step one with a lithium salt, preferably lithium fluoride LiF . Alternatively, the precursors may include a lithium salt other than a halide (for example, lithium carbonate) and a halide material other than lithium fluoride (for example ammonium fluoride). The precursors for step 2 are initially pre-mixed using a mortar and pestle until uniformly dispersed. The mixture is then pelletized, for example by using a manual pellet press and an approximate 1.5" diameter die-set. The resulting pellet is preferably about 5 mm thick and uniform. The pellets are then transferred to a temperature-controlled tube furnace and heated at a preferred ramp rate of about 2°C./minute to an ultimate temperature of about 800°C . The entire reaction is conducted in a flowing argon gas atmosphere. Prior to being removed from the box oven, the pellet is allowed to cool to room temperature. As stated previously,

the rate in which the pellet is cooled does not seem to have a direct impact on the product.

Examples 1-6, and 8 illustrate the two step process described above, while Examples 7, 11, 12, and 13 show a one-step procedure. Example 9 gives a two-step procedure for making sodium-containing active materials of the invention.

An alternate embodiment of the present invention is the preparation of a mixed metal-lithium fluorophosphate compound. Example 6 demonstrates the two stage reaction resulting in the general nominal formula $\text{Li}_2\text{M}'_x\text{M}''_{1-x}\text{PO}_4\text{F}$ wherein $0 \leq x < 1$. In general, a lithium or other alkali metal compound, at least two metal compounds, and a phosphate compound are reacted together in a first step to provide a lithium mixed metal phosphate precursor. As previously described in other reactions, the powders are mixed together and pelletized. The pellet is then transferred to a temperature-controlled tube furnace equipped with a flowing inert gas (such as argon). The sample is then heated for example at a ramp rate of about 2°C./minute to an ultimate temperature of about 750°C . and maintained at this temperature for eight hours or until a reaction product is formed. As can be seen in various examples, the specific temperatures used vary depending on what initial compounds were used to form the precursor, but the standards described in no way limit the application of the present invention to various compounds. In particular, a high temperature is desirable due to the carbothermal reaction occurring during the formation of the precursor. Following the heating of the pellet for a specified period of time, the pellet was cooled to room temperature.

The second stage provides the reaction of the lithium mixed metal phosphate compound with an alkali metal halide such as lithium fluoride. Following the making of the pellet from the lithium mixed metal phosphate precursor and the lithium fluoride, the pellet is placed inside a covered and sealed nickel crucible and transferred to a box oven. In general, the nickel crucible is a convenient enclosure for the pellet although other suitable containers, such as a ceramic crucible, may also be used. The sample is then heated rapidly to an ultimate temperature of about 700°C . and maintained at this temperature for about 15 minutes. The crucible is then removed from the box oven and cooled to room temperature. The result is a lithiated transition metal fluorophosphate compound of the present invention.

In addition to the general nominal formula $\text{Li}_2\text{M}'_x\text{M}''_{1-x}\text{PO}_4\text{F}$, a non-stoichiometric mixed metal lithium fluorophosphate having the general nominal formula $\text{Li}_{1+z}\text{M}'_y\text{M}''_{1-y}\text{PO}_4\text{F}_z$ is provided in Example 8. The same conditions are met when preparing the non-stoichiometric formula as are followed when preparing the stoichiometric formula, such as Example 6. In Example 8, the mole ratio of lithiated transition metal phosphate precursor to lithium fluoride is about 1.0 to 0.25. The precursor compounds are pre-mixed using a mortar and pestle and then pelletized. The pellet is then placed inside a covered and sealed crucible and transferred to a box oven. The sample is rapidly heated to an ultimate temperature of about 700°C . and maintained at this temperature for about 15 minutes. Similar conditions apply when preparing the nominal general formula $\text{Li}_{1+z}\text{MPO}_4\text{F}_z$.

Referring back to the discussion of the lithium fluoride and metal phosphate reaction, the temperature of reaction is preferably about 400°C . or higher but below the melting point of the metal phosphate, and more preferably at about 700°C . It is preferred to heat the precursors at a ramp rate in a range from a fraction of a degree to about 10°C . per minute and preferably about 2°C . per minute. Once the

desired temperature is attained, the reactions are held at the reaction temperature from about 10 minutes to several hours, depending on the reaction temperature chosen. The heating may be conducted under an air atmosphere, or if desired may be conducted under a non-oxidizing or inert atmosphere. After reaction, the products are cooled from the elevated temperature to ambient (room) temperature (i.e. from about 10° C. to about 40° C.). Desirably, the cooling occurs at a rate of about 50° C./minute. Such cooling has been found to be adequate to achieve the desired structure of the final product in some cases. It is also possible to quench the products at a cooling rate on the order of about 100° C./minute. In some instances, such rapid cooling may be preferred. A generalized rate of cooling has not been found applicable for certain cases, therefore the suggested cooling requirements vary.

Electrodes:

The present invention also provides electrodes comprising an electrode active material of the present invention. In a preferred embodiment, the electrodes of the present invention comprise an electrode active material of this invention, a binder; and an electrically conductive carbonaceous material.

In a preferred embodiment, the electrodes of this invention comprise:

- (a) from about 25% to about 95%, more preferably from about 50% to about 90%, active material;
- (b) from about 2% to about 95% electrically conductive material (e.g., carbon black); and
- (c) from about 3% to about 20% binder chosen to hold all particulate materials in contact with one another without degrading ionic conductivity.

(Unless stated otherwise, all percentages herein are by weight.) Cathodes of this invention preferably comprise from about 50% to about 90% of active material, about 5% to about 30% of the electrically conductive material, and the balance comprising binder. Anodes of this invention preferably comprise from about 50% to about 95% by weight of the electrically conductive material (e.g., a preferred graphite), with the balance comprising binder.

Electrically conductive materials among those useful herein include carbon black, graphite, powdered nickel, metal particles, conductive polymers (e.g., characterized by a conjugated network of double bonds like polypyrrole and polyacetylene), and mixtures thereof. Binders useful herein preferably comprise a polymeric material and extractable plasticizer suitable for forming a bound porous composite. Preferred binders include halogenated hydrocarbon polymers (such as poly(vinylidene chloride) and poly((dichloro-1,4-phenylene)ethylene), fluorinated urethanes, fluorinated epoxides, fluorinated acrylics, copolymers of halogenated hydrocarbon polymers, epoxides, ethylene propylene diamine termonomer (EPDM), ethylene propylene diamine termonomer (EPDM), polyvinylidene difluoride (PVDF), hexafluoropropylene (HFP), ethylene acrylic acid copolymer (EAA), ethylene vinyl acetate copolymer (EVA), EAA/EVA copolymers, PVDF/HFP copolymers, and mixtures thereof.

In a preferred process for making an electrode, the electrode active material is mixed into a slurry with a polymeric binder compound, a solvent, a plasticizer, and optionally the electroconductive material. The active material slurry is appropriately agitated, and then thinly applied to a substrate via a doctor blade. The substrate can be a removable substrate or a functional substrate, such as a current collector (for example, a metallic grid or mesh layer) attached to one

side of the electrode film. In one embodiment, heat or radiation is applied to evaporate the solvent from the electrode film, leaving a solid residue. The electrode film is further consolidated, where heat and pressure are applied to the film to sinter and calendar it. In another embodiment, the film may be air-dried at moderate temperature to yield self-supporting films of copolymer composition. If the substrate is of a removable type it is removed from the electrode film, and further laminated to a current collector. With either type of substrate it may be necessary to extract the remaining plasticizer prior to incorporation into the battery cell.

Batteries:

The batteries of the present invention comprise:

- (a) a first electrode comprising an active material of the present invention;
- (b) a second electrode which is a counter-electrode to said first electrode; and
- (c) an electrolyte between said electrodes.

The electrode active material of this invention may comprise the anode, the cathode, or both. Preferably, the electrode active material comprises the cathode.

The active material of the second, counter-electrode is any material compatible with the electrode active material of this invention. In embodiments where the electrode active material comprises the cathode, the anode may comprise any of a variety of compatible anodic materials well known in the art, including lithium, lithium alloys, such as alloys of lithium with aluminum, mercury, manganese, iron, zinc, and intercalation based anodes such as those employing carbon, tungsten oxides, and mixtures thereof. In a preferred embodiment, the anode comprises:

- (a) from about 0% to about 95%, preferably from about 25% to about 95%, more preferably from about 50% to about 90%, of an insertion material;
- (b) from about 2% to about 95% electrically conductive material (e.g., carbon black); and
- (c) from about 3% to about 20% binder chosen to hold all particulate materials in contact with one another without degrading ionic conductivity.

In a particularly preferred embodiment, the anode comprises from about 50% to about 90% of an insertion material selected from the group active material from the group consisting of metal oxides (particularly transition metal oxides), metal chalcogenides, and mixtures thereof. In another preferred embodiment, the anode does not contain an insertion active, but the electrically conductive material comprises an insertion matrix comprising carbon, graphite, cokes, mesocarbons and mixtures thereof. One preferred anode intercalation material is carbon, such as coke or graphite, which is capable of forming the compound Li_xC . Insertion anodes among those useful herein are described in U.S. Pat. No. 5,700,298, Shi et al., issued Dec. 23, 1997; U.S. Pat. No. 5,712,059, Barker et al., issued Jan. 27, 1998; U.S. Pat. No. 5,830,602, Barker et al., issued Nov. 3, 1998; and U.S. Pat. No. 6,103,419, Saidi et al., issued Aug. 15, 2000; all of which are incorporated by reference herein.

In embodiments where the electrode active material comprises the anode, the cathode preferably comprises:

- (a) from about 25% to about 95%, more preferably from about 50% to about 90%, active material;
- (b) from about 2% to about 95% electrically conductive material (e.g., carbon black); and
- (c) from about 3% to about 20% binder chosen to hold all particulate materials in contact with one another without degrading ionic conductivity.

Active materials useful in such cathodes include electrode active materials of this invention, as well as metal oxides (particularly transition metal oxides), metal chalcogenides, and mixtures thereof. Other active materials include lithiated transition metal oxides such as LiCoO_2 , LiNiO_2 , and mixed transition metal oxides such as $\text{LiCo}_x\text{Ni}_{1-x}\text{O}_2$, where $0 < x < 1$. Another preferred active material includes lithiated spinel active materials exemplified by compositions having a structure of LiMn_2O_4 , as well as surface treated spinels such as disclosed in U.S. Pat. No. 6,183,718, Barker et al., issued Feb. 6, 2001, incorporated by reference herein. Blends of two or more of any of the above active materials may also be used. The cathode may alternatively further comprise a basic compound to protect against electrode degradation as described in U.S. Pat. No. 5,869,207, issued Feb. 9, 1999, incorporated by reference herein.

The batteries of this invention also comprise a suitable electrolyte that provides for transfer of ions between the cathode and anode. The electrolyte is preferably a material that exhibits high ionic conductivity, as well as having insular properties to prevent self-discharging during storage. The electrolyte can be either a liquid or a solid. Solid electrolytes preferably comprise a polymeric matrix which contains an ionic conductive medium. A liquid electrolyte preferably comprises a solvent and an alkali metal salt that form an ionically conducting liquid.

One preferred embodiment is a solid polymeric electrolyte, comprising a solid polymeric matrix of an electrolyte compatible material formed by polymerizing an organic or inorganic monomer (or partial polymer thereof) and which, when used in combination with the other components of the electrolyte, results in a solid state electrolyte. Suitable solid polymeric matrices include those well known in the art and include solid matrices formed from organic polymers, inorganic polymers or a solid matrix forming monomer and from partial polymers of a solid matrix forming monomer.

The polymeric electrolyte matrix comprises a salt, typically inorganic, which is homogeneously dispersed via a solvent vehicle throughout the matrix. The solvent is preferably a low molecular weight organic solvent added to the electrolyte, which may serve the purpose of solvating the inorganic ion salt. The solvent is preferably any compatible, relatively non-volatile, aprotic, relatively polar solvent, including dimethyl carbonaten (DMC), diethyl carbonate (DEC), dipropylcarbonate (DPC), ethyl methyl carbonate (EMC), butylene carbonate, gamma-butyrolactone, triglyme, tetraglyme, lactones, esters, dimethylsulfoxide, dioxolane, sulfolane, and mixtures thereof. Preferred solvents include EC/DMC, EC/DEC, EC/DPC and EC/EMC. Preferably, the inorganic ion salt is a lithium or sodium salt, such as for example, LiAsF_6 , LiPF_6 , LiClO_4 , $\text{LiB}(\text{C}_6\text{H}_5)_4$, LiAlCl_4 , LiBr , and mixtures thereof, with the less toxic salts being preferable. The salt content is preferably from about 5% to about 65%, preferably from about 8% to about 35%. A preferred embodiment is a mixture of EC:DMC: LiPF_6 in a weight ratio of about 60:30:10. Electrolyte compositions among those useful herein are described in U.S. Pat. No. 5,418,091, Gozdz et al., issued May 23, 1995; U.S. Pat. No. 5,508,130, Golovin, issued Apr. 16, 1996; U.S. Pat. No. 5,541,020, Golovin et al., issued Jul. 30, 1996; U.S. Pat. No. 5,620,810, Golovin et al., issued Apr. 15, 1997; U.S. Pat. No. 5,643,695, Barker et al., issued Jul. 1, 1997; U.S. Pat. No. 5,712,059, Barker et al., issued Jan. 27, 1997; U.S. Pat. No. 5,851,504, Barker et al., issued Dec. 22, 1998; U.S. Pat. No. 6,020,087, Gao, issued Feb. 1, 2001; and U.S. Pat. No. 6,103,419, Saidi et al., issued Aug. 15, 2000; all of which are incorporated by reference herein.

Additionally, the electrolyte comprises a separator, or is surrounded by a separator membrane. The separator allows the migration of ions through the membrane while still providing a physical separation of the electric charge between the electrodes, to prevent short-circuiting. Preferably, the separator also inhibits elevated temperatures within the battery that can occur due to uncontrolled reactions, preferably by degrading upon high temperatures to provide infinite resistance to prevent further uncontrolled reactions. In a preferred embodiment, the polymeric matrix of the electrolyte can contain an additional polymer (a separator) or the original polymeric matrix itself may function as a separator, providing the physical isolation needed between the anode and cathode.

A preferred electrolyte separator film comprises approximately two parts polymer for every one part of a preferred fumed silica. The conductive solvent comprises any number of suitable solvents and salts. Desirable solvents and salts are described in U.S. Pat. No. 5,643,695, Barker et al., issued Jul. 1, 1997; and U.S. Pat. No. 5,418,091, Gozdz et al., issued May 23, 1995; both of which are incorporated by reference herein. One example is a mixture of EC:DMC: LiPF_6 in a weight ratio of about 60:30:10.

A separator membrane element is generally polymeric and prepared from a composition comprising a copolymer. A preferred composition is the 75 to 92% vinylidene fluoride with 8 to 25% hexafluoropropylene copolymer (available commercially from Atochem North America as Kynar FLEX) and an organic solvent plasticizer. Such a copolymer composition is also preferred for the preparation of the electrode membrane elements, since subsequent laminate interface compatibility is ensured. The plasticizing solvent may be one of the various organic compounds commonly used as solvents for electrolyte salts, e.g., propylene carbonate or ethylene carbonate, as well as mixtures of these compounds. Higher-boiling plasticizer compounds such as dibutyl phthalate, dimethyl phthalate, diethyl phthalate, and tris butoxyethyl phosphate are preferred. Inorganic filler adjuncts, such as fumed alumina or silanized fumed silica, may be used to enhance the physical strength and melt viscosity of a separator membrane and, in some compositions, to increase the subsequent level of electrolyte solution absorption.

A preferred battery comprises a laminated cell structure, comprising an anode layer, a cathode layer, and electrolyte/separator between the anode and cathode layers. The anode and cathode layers comprise a current collector. A preferred current collector is a copper collector foil, preferably in the form of an open mesh grid. The current collector is connected to an external current collector tab, for a description of tabs and collectors. Such structures are disclosed in, for example, U.S. Pat. No. 4,925,752, Fauteux et al, issued May 15, 1990; U.S. Pat. No. 5,011,501, Shackle et al., issued Apr. 30, 1991; and U.S. Pat. No. 5,326,653, Chang, issued Jul. 5, 1994; all of which are incorporated by reference herein. In a battery embodiment comprising multiple electrochemical cells, the anode tabs are preferably welded together and connected to a nickel lead. The cathode tabs are similarly welded and connected to a welded lead, whereby each lead forms the polarized access points for the external load.

Lamination of assembled cell structures is accomplished by conventional means by pressing between metal plates at a temperature of about 120–160° C. Subsequent to lamination, the battery cell material may be stored either with the retained plasticizer or as a dry sheet after extraction of the

plasticizer with a selective low-boiling point solvent. The plasticizer extraction solvent is not critical, and methanol or ether are often used.

In a preferred embodiment, a electrode membrane comprising the electrode active material (e.g., an insertion material such as carbon or graphite or a insertion compound) dispersed in a polymeric binder matrix. The electrolyte/separator film membrane is preferably a plasticized copolymer, comprising a polymeric separator and a suitable electrolyte for ion transport. The electrolyte/separator is positioned upon the electrode element and is covered with a positive electrode membrane comprising a composition of a finely divided lithium insertion compound in a polymeric binder matrix. An aluminum collector foil or grid completes the assembly. A protective bagging material covers the cell and prevents infiltration of air and moisture.

In another embodiment, a multi-cell battery configuration may be prepared with copper current collector, a negative electrode, an electrolyte/separator, a positive electrode, and an aluminum current collector. Tabs of the current collector elements form respective terminals for the battery structure.

In a preferred embodiment of a lithium-ion battery, a current collector layer of aluminum foil or grid is overlaid with a positive electrode film, or membrane, separately prepared as a coated layer of a dispersion of insertion compound such as the active material of the present invention in powder form in a copolymer matrix solution, which is dried to form the positive electrode. An electrolyte/separator membrane is formed as a dried coating of a composition comprising a solution containing VdF:HFP copolymer and a plasticizer solvent is then overlaid on the positive electrode film. A negative electrode membrane formed as a dried coating of a powdered carbon or other negative electrode material dispersion in a VdF:HFP copolymer matrix solution is similarly overlaid on the separator membrane layer. A copper current collector foil or grid is laid upon the negative electrode layer to complete the cell assembly. Therefore, the VdF:HFP copolymer composition is used as a binder in all of the major cell components, positive electrode film, negative electrode film, and electrolyte/separator membrane. The assembled components are then heated under pressure to achieve heat-fusion bonding between the plasticized copolymer matrix electrode and electrolyte components, and to the collector grids, to thereby form an effective laminate of cell elements. This produces an essentially unitary and flexible battery cell structure.

Cells comprising electrodes, electrolytes and other materials among those useful herein are described in the following documents, all of which are incorporated by reference herein: U.S. Pat. No. 4,668,595, Yoshino et al., issued May 26, 1987; U.S. Pat. No. 4,792,504, Schwab et al., issued Dec. 20, 1988; U.S. Pat. No. 4,830,939, Lee et al., issued May 16, 1989; U.S. Pat. No. 4,935,317, Fauteaux et al., issued Jun. 19, 1980; U.S. Pat. No. 4,990,413, Lee et al., issued Feb. 5, 1991; U.S. Pat. No. 5,037,712, Shackle et al., issued Aug. 6, 1991; U.S. Pat. No. 5,262,253, Golovin, issued Nov. 16, 1993; U.S. Pat. No. 5,300,373, Shackle, issued Apr. 5, 1994; U.S. Pat. No. 5,399,447, Chaloner-Gill, et al., issued Mar. 21, 1995; U.S. Pat. No. 5,411,820, Chaloner-Gill, issued May 2, 1995; U.S. Pat. No. 5,435,054, Tonder et al., issued Jul. 25, 1995; U.S. Pat. No. 5,463,179, Chaloner-Gill et al., issued Oct. 31, 1995; U.S. Pat. No. 5,482,795, Chaloner-Gill., issued Jan. 9, 1996; U.S. Pat. No. 5,660,948, Barker, issued Sep. 16, 1995; and U.S. Pat. No. 6,306,215, Larkin, issued Oct. 23, 2001. A preferred electrolyte matrix comprises organic polymers, including VdF:

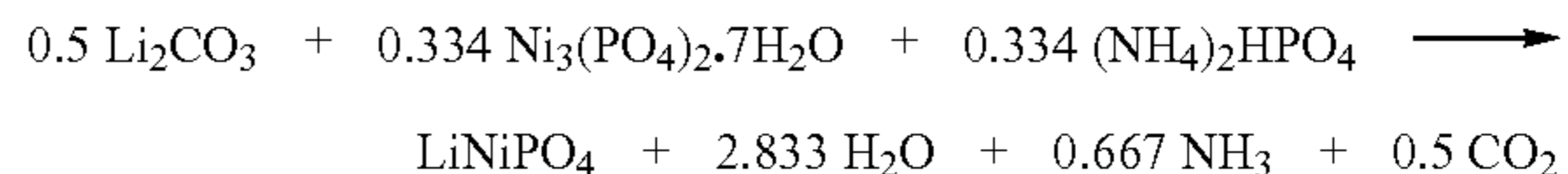
HFP. Examples of casting, lamination and formation of cells using VdF:HFP are as described in U.S. Pat. Nos. 5,418,091, Gozdz et al., issued May 23, 1995; U.S. Pat. No. 5,460,904, Gozdz et al., issued Oct. 24, 1995; U.S. Pat. No. 5,456,000, Gozdz et al., issued Oct. 10, 1995; and U.S. Pat. No. 5,540,741, Gozdz et al., issued Jul. 30, 1996; all of which are incorporated by reference herein.

The electrochemical cell architecture is typically governed by the electrolyte phase. A liquid electrolyte battery generally has a cylindrical shape, with a thick protective cover to prevent leakage of the internal liquid. Liquid electrolyte batteries tend to be bulkier relative to solid electrolyte batteries due to the liquid phase and extensive sealed cover. A solid electrolyte battery, is capable of miniaturization, and can be shaped into a thin film. This capability allows for a much greater flexibility when shaping the battery and configuring the receiving apparatus. The solid state polymer electrolyte cells can form flat sheets or prismatic (rectangular) packages, which can be modified to fit into the existing void spaces remaining in electronic devices during the design phase.

The following non-limiting examples illustrate the compositions and methods of the present invention.

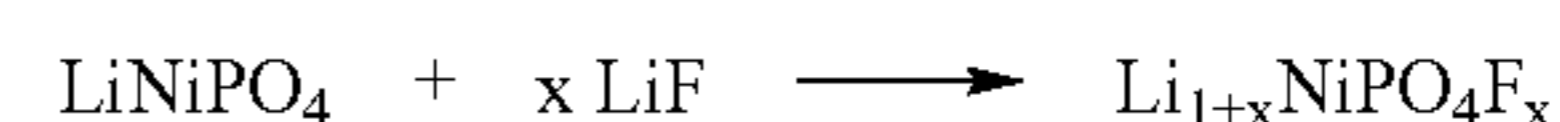
EXAMPLE 1

An electrode active material comprising $\text{Li}_2\text{NiPO}_4\text{F}$, representative of the formula $\text{Li}_{1+x}\text{NiPO}_4\text{F}_x$, is made as follows. First, a LiNiPO_4 precursor is made according to the following reaction scheme.



A mixture of 36.95 g (0.5 mol) of Li_2CO_3 , 164.01 (0.334 mol) of $\text{Ni}_3(\text{PO}_4)_2 \cdot 7\text{H}_2\text{O}$, and 44.11 g (0.334 mol) of $(\text{NH}_4)_2\text{HPO}_4$ is made, using a mortar and pestle. The mixture is pelletized, and transferred to a box oven equipped with a atmospheric air gas flow. The mixture is heated, at a ramp rate of about 2° C. minute to an ultimate temperature of about 800° C., and maintained at this temperature for 16 hours. The product is then cooled to ambient temperature (about 21° C.).

$\text{Li}_{1+x}\text{NiPO}_4\text{F}_x$ is then made from the LiNiPO_4 precursor. In the Example that follows, x is 1.0, so that the active material produced is represented by the formula $\text{Li}_2\text{NiPO}_4\text{F}$. The material is made according to the following reaction scheme.



For x equal to 1.0, a mixture of 160.85 (1 mol) LiNiPO_4 and 25.94 g (1 mol) LiF is made, using a mortar and pestle. The mixture is pelletized, and transferred to a temperature-controlled tube furnace equipped with a argon gas flow. The mixture is heated at a ramp rate of about 2°/minute to an ultimate temperature of about 850° C. The product is then cooled to ambient temperature (about 20° C.).

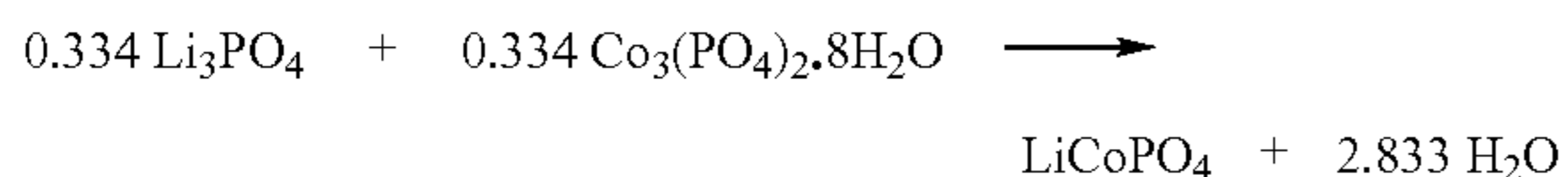
A cathode electrode is made comprising the $\text{Li}_2\text{NiPO}_4\text{F}$ electrode active material, comprising 80% of the electrode active material; 8% Super P carbon; and 12% KYNAR®

25

binder. (KYNAR® is a commercially available PVdF:HFP copolymer used as binder material.) A battery is made comprising the cathode, a lithium metal anode, and an electrolyte comprising a 1 molar LiPF_6 dissolved in a 2:1 weight ratio mixture of EC and DMC.

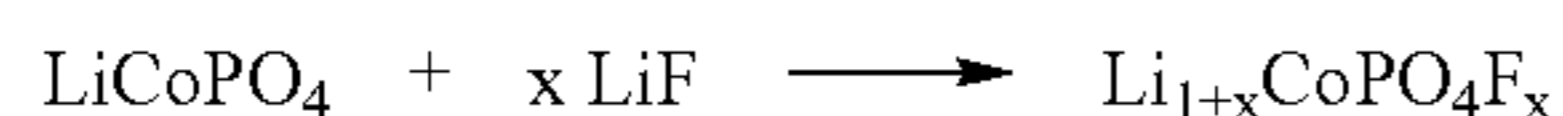
EXAMPLE 2

An electrode active material comprising $\text{Li}_{1+x}\text{CoPO}_4\text{F}_x$ is made as follows. First, a LiCoPO_4 precursor is made according to the following reaction scheme.



A mixture of 38.6 g (0.334 mol) of Li_3PO_4 and 170.29 g (0.334 mol) of $\text{Co}_3(\text{PO}_4)_2 \cdot 8\text{H}_2\text{O}$ is made, using a mortar and pestle. The mixture is pelletized, and transferred to a box oven equipped with a atmosphere air gas flow. The mixture is heated at a ramp rate of about 2°/minute to an ultimate temperature of about 800° C., and maintained at this temperature for about 8 hours. The product is then cooled to about 25° C.

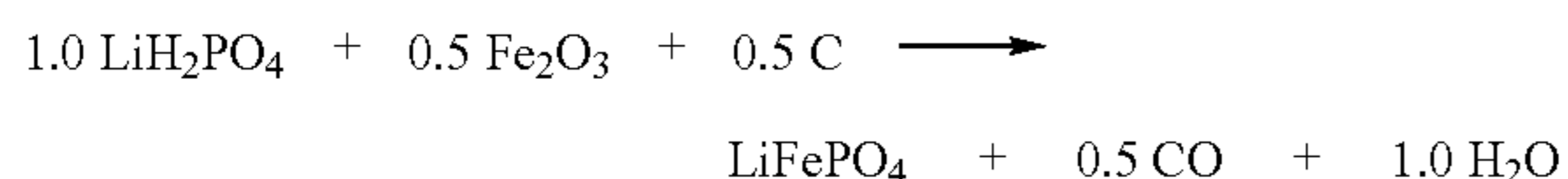
$\text{Li}_{1+x}\text{CoPO}_4\text{F}_x$ is then made from the LiCoPO_4 precursor according to the following reaction scheme.



Illustrative for x equals 1.0, a mixture of 160.85 g (1.0 mol) of LiCoPO_4 and 25.94 g (1.0 mol) of LiF is made using a mortar and pestle. The mixture is then pelletized, and transferred to a temperature-controlled tube furnace equipped with an argon gas flow. The mixture is heated at a ramp rate of about 2° C./minute to an ultimate temperature of about 750° C. in the flowing argon gas atmosphere. The product is then cooled to ambient temperature (about 21° C.).

EXAMPLE 3

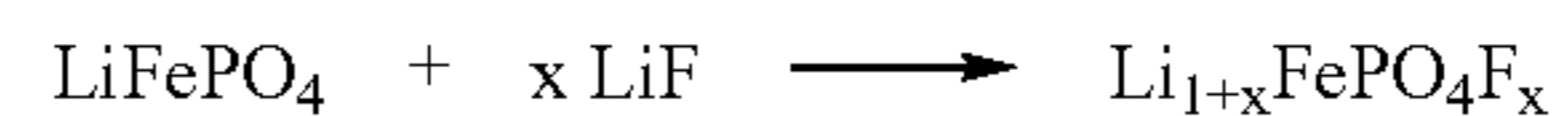
An electrode active material comprising $\text{Li}_{1+x}\text{FePO}_4\text{F}_x$ is made as follows. First, a LiFePO_4 precursor is made according to the following reaction scheme.



A mixture of 103.93 (1.0 mol) of LiH_2PO_4 , 79.86 g (0.5 mol) of Fe_2O_3 , and 12.0 g (1.0 mol) of carbon (a 100% weight excess) is made, using a mortar and pestle. The mixture is pelletized, and transferred to a temperature-controlled tube furnace equipped with a argon gas flow. The mixture is heated at a ramp rate of about 2° C./minute to an ultimate temperature of about 750° C. in the inert atmosphere, and maintained at this temperature for about 8 hours. The product is then cooled to ambient temperature (about 20° C.).

The $\text{Li}_{1+x}\text{FePO}_4\text{F}_x$ is then from the LiFePO_4 precursor according to the following reaction scheme.

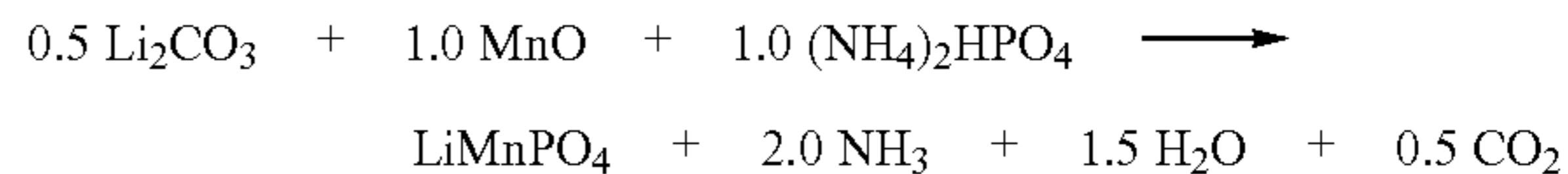
26



For the case where x=1.0, a mixture of 157.76 g (1.0 mol) of LiFePO_4 and 25.94 g (1.0 mol) of LiF is made using a mortar and pestle. The mixture is pelletized, and transferred to a temperature-controlled tube furnace equipped with a flowing argon gas flow. The mixture is heated at a ramp rate of about 2°/minute to an ultimate temperature of about 750° C. in the inert atmosphere, and maintained at this temperature for about 8 hours. The product is then cooled to ambient temperature (about 18° C.).

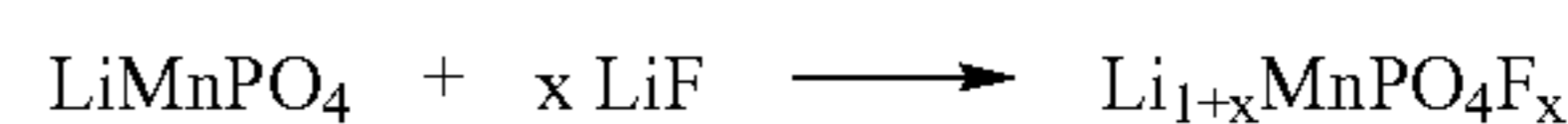
EXAMPLE 4

An electrode active material comprising $\text{Li}_{1+x}\text{MnPO}_4\text{F}_x$ is made as follows, specifically exemplified for x=1.0. First, a LiMnPO_4 precursor is made by the following reaction scheme.



A mixture of 36.95 g (0.5 mol) of Li_2CO_3 , 70.94 g (1.0 mol) of MnO , and 132.06 g (1.0 mol) of $(\text{NH}_4)_2\text{HPO}_4$ is made, using a mortar and pestle. The mixture is pelletized, and transferred to a box oven equipped with a argon gas flow. The mixture is heated at a ramp rate of about 2°/minute to an ultimate temperature of about 700° C. and maintained at this temperature for about 24 hours. The product is then cooled to ambient temperature.

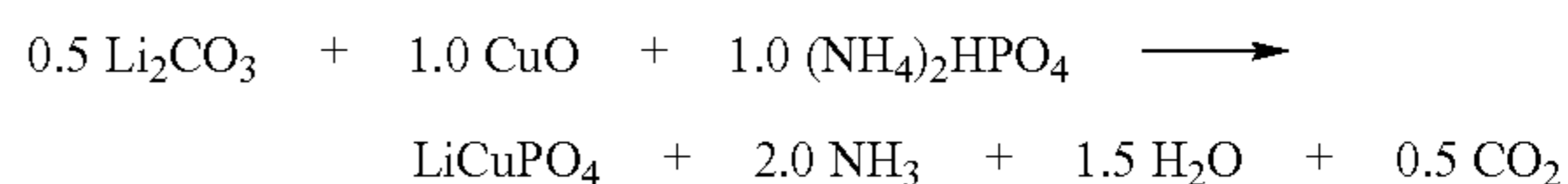
The $\text{Li}_{1+x}\text{MnPO}_4\text{F}_x$ is then from the LiMnPO_4 precursor by the following reaction scheme.



For x=1.0, a mixture of 156.85 g (1.0 mol) of LiMnPO_4 and 25.94 g (1.0 mol) of LiF is made using a mortar and pestle. The mixture is pelletized, and transferred to a temperature-controlled tube furnace equipped with an argon gas flow. The mixture is heated at a ramp rate of about 2°/minute to an ultimate temperature of about 725° C. in the argon gas atmosphere. The product is then cooled to ambient temperature.

EXAMPLE 5

An electrode active material comprising $\text{Li}_{1+x}\text{CuPO}_4\text{F}_x$ is made as follows. First, a LiCuPO_4 precursor is made by the following reaction scheme.

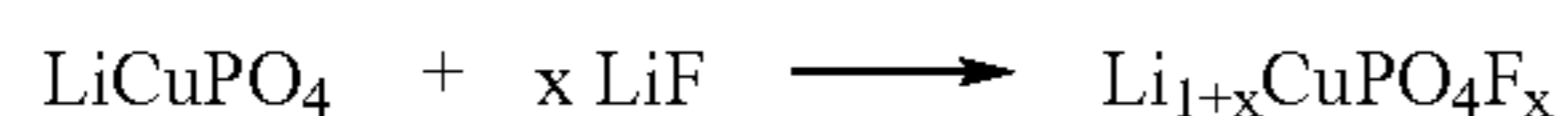


A mixture of 36.95 g (0.5 mol) of Li_2CO_3 , 79.95 g (1.0 mol) of CuO , and 132.06 g (1.0 mol) of $(\text{NH}_4)_2\text{HPO}_4$ is made

27

using a mortar and pestle. The mixture is pelletized, and transferred to a box oven equipped with an air flow. The mixture is heated at a ramp rate of about 2°/minute to an ultimate temperature of about 600° maintained at this temperature for about 8 hours. The product is then cooled to ambient temperature.

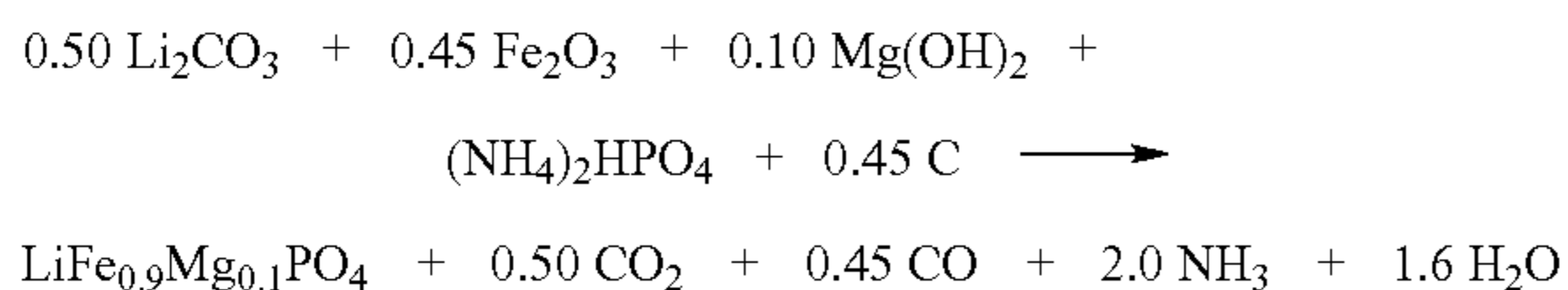
The $\text{Li}_{1+x}\text{CuPO}_4\text{F}_x$ is then made from the LiCuPO_4 precursor by the following reaction scheme.



Illustrating for $x=1.0$, a mixture of 165.46 g (1.0 mol) of LiCuPO_4 and 25.94 g (1.0 mol) of LiF is made using a mortar and pestle, and pelletized. The mixture is placed inside a covered and sealed nickel crucible and transferred to a box oven. The mixture is heated rapidly ($>50^\circ \text{C./min}$) to an ultimate temperature of about 600° C. and maintained at this temperature for about 15 minutes. The product is then cooled to ambient temperature.

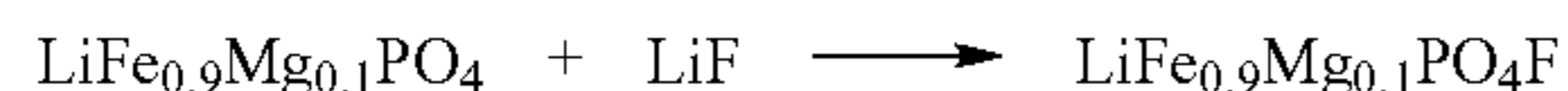
EXAMPLE 6

An electrode active material comprising $\text{Li}_2\text{Fe}_{0.9}\text{Mg}_{0.1}\text{PO}_4\text{F}$, representative of the formula $\text{A}_{1+x}\text{M}'_{1-b}\text{M}''_b\text{PO}_4\text{F}_x$, is made as follows. First, a $\text{LiFe}_{0.9}\text{Mg}_{0.1}\text{PO}_4$ precursor is made according to the following reaction scheme.



A mixture of 36.95 g (0.50 mol) of Li_2CO_3 , 71.86 g (0.45 mol) of Fe_2O_3 , 5.83 g (0.10 mol) of $\text{Mg}(\text{OH})_2$, 132.06 g (1.0 mol) of $(\text{NH}_4)_2\text{HPO}_4$, and 10.8 g (0.90 g-mol, 100% excess) of carbon is made, using a mortar and pestle. The mixture is pelletized, and transferred to a temperature-controlled tube furnace equipped with an argon gas flow. The mixture is heated at a ramp rate of about 2° C./minute to an ultimate temperature of about 750° C. in the inert atmosphere and maintained at this temperature for about 8 hours. The product is then cooled to ambient temperature (about 22° C.).

The $\text{Li}_{1+x}\text{Fe}_{0.9}\text{Mg}_{0.1}\text{PO}_4\text{F}_x$ is then made from the $\text{LiFe}_{0.9}\text{Mg}_{0.1}\text{PO}_4$ precursor, according to the following reaction scheme, where x equals 1.0.

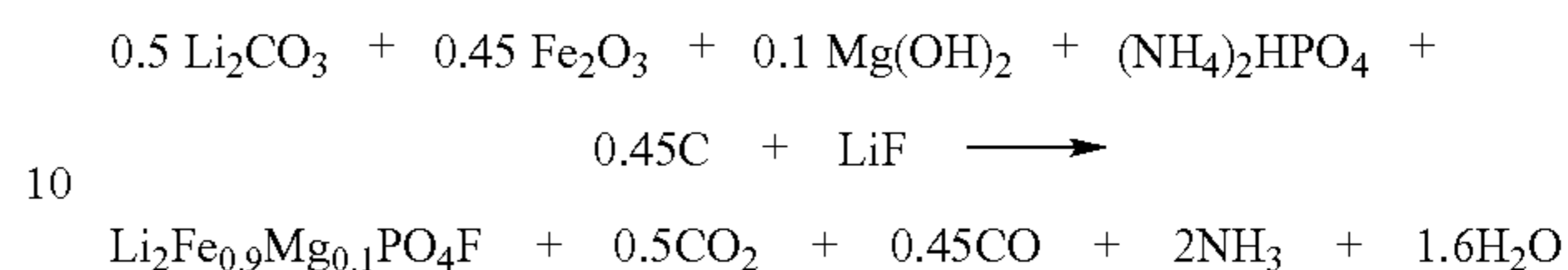


A mixture of 1.082 g $\text{LiFe}_{0.9}\text{Mg}_{0.1}\text{PO}_4$ and 0.181 g LiF is made using a mortar and pestle. The mixture is pelletized, placed in a covered and sealed nickel crucible, and transferred to a box oven in an inert (argon) atmosphere. The mixture is heated rapidly to an ultimate temperature of 700° C. in the inert atmosphere, and maintained at this temperature for about 15 minutes. The product is cooled to ambient temperature (about 21° C.).

28

EXAMPLE 7

An electrode active material of formula $\text{Li}_2\text{Fe}_{0.9}\text{Mg}_{0.1}\text{PO}_4\text{F}$, is made by the following alternative reaction scheme.



In this example, the product of Example 6 is made in a single step from starting materials that contain an alkali metal compound, two different metal sources, a phosphate compound and an alkali metal halide, exemplified by lithium fluoride. The starting materials in molar amounts as indicated in the equation are combined, mixed, and pelletized. The sample is heated in an oven at a ramp rate of 2° per minute to an ultimate temperature of 750° C. and maintained at this temperature for 8 hours. At this temperature, carbon monoxide is the material predominantly formed from the carbon.

EXAMPLE 8

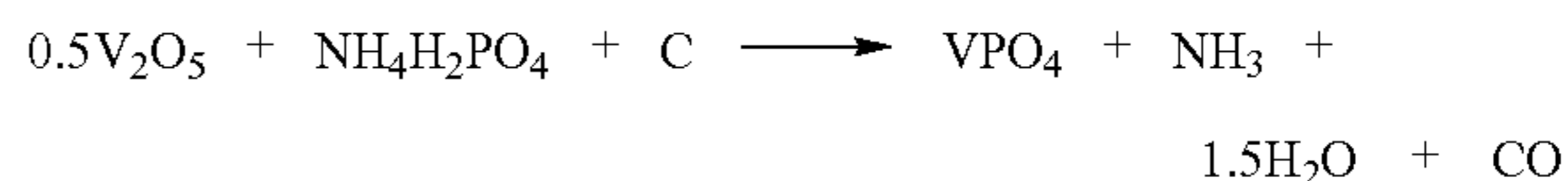
An electrode active material comprising $\text{Li}_{1.25}\text{Fe}_{0.9}\text{Mg}_{0.1}\text{PO}_4\text{F}_{0.25}$ is made according to the following reaction scheme.



For x equal to 0.25, 1.082 grams of $\text{LiFe}_{0.9}\text{Mg}_{0.1}\text{PO}_4$ (made as in Example 6) and 0.044 grams of LiF are premixed and pelletized, transferred to an oven and heated to an ultimate temperature of 700° C. and maintained for 15 minutes at this temperature. The sample is cooled and removed from the oven. Almost no weight loss is recorded for the reaction, consistent with full incorporation of the lithium fluoride into the phosphate structure to make an active material of formula $\text{Li}_{1.25}\text{Fe}_{0.9}\text{Mg}_{0.1}\text{PO}_4\text{F}_{0.25}$.

EXAMPLE 9

An electrode active material comprising $\text{Na}_{1.2}\text{VPO}_4\text{F}_{1.2}$ is made as follows. In a first step, a metal phosphate is made by carbothermal reduction of a metal oxide, here exemplified by vanadium pentoxide. The overall reaction scheme of the carbothermal reduction is as follows.

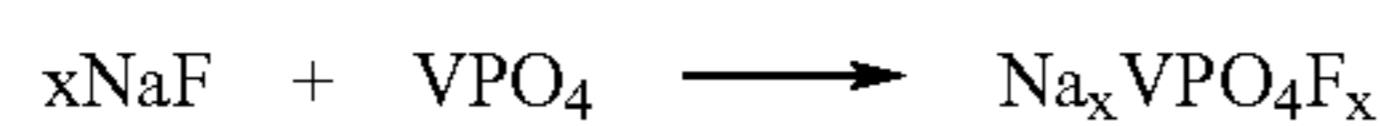


31.5 grams of VPO_5 , 39.35 grams of $\text{NH}_4\text{H}_2\text{PO}_4$ and 4.5 grams of carbon (10% excess) are used. The precursors are premixed using a mortar and pestle and then pelletized. The pellet is transferred to an oven equipped with a flowing air atmosphere. The sample is heated at a ramp rate of 2° per minute to an ultimate temperature of 300° C. and maintained at this temperature for three hours. The sample is cooled to

29

room temperature, removed from the oven, recovered, re-mixed and repelletized. The pellet is transferred to a furnace with an argon atmosphere. The sample is heated at a ramp rate of 2° per minute to an ultimate temperature 750° C. and maintained at this temperature for 8 hours.

In a second step, the vanadium phosphate made in the first step is reacted with an alkali metal halide, exemplified by sodium fluoride, according to the following reaction scheme.



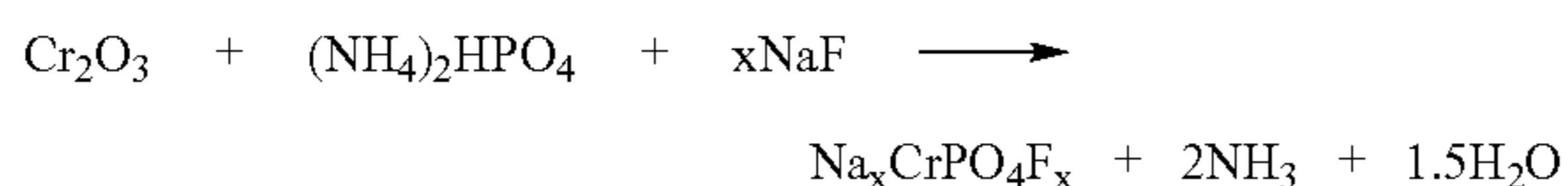
5.836 grams of VPO_4 and 1.679 grams of NaF are used. The precursors are pre-mixed using a mortar and pestle and then pelletized. The pellet is transferred to an oven equipped with a flowing argon atmosphere, the sample is heated at a ramp rate of 2° per minute to an ultimate temperature of 750° C. and maintained at this temperature for an hour. The sample is cooled and removed from the furnace.

To make $\text{Na}_{1.2}\text{VPO}_4\text{F}_{1.2}$, the reaction is repeated with a 20% mass excess of sodium fluoride over the previous reaction. The precursors are pre-mixed using a mortar and pestle and pelletized as before. The sample is heated to an ultimate temperature of 700° C. and maintained at this temperature for 15 minutes. The sample is cooled and removed from the oven. There is only a small weight loss during reaction, indicating almost full incorporation of the NaF.

To make an active material of formula $\text{Na}_{1.5}\text{VPO}_4\text{F}_{1.5}$ the reaction is repeated with an approximate 50% mass excess of sodium fluoride over the first reaction. The sample is heated at 700° C. for 15 minutes, cooled, and removed from the oven.

EXAMPLE 10


Electrode active materials comprising compounds of the formula $\text{Na}_x\text{CrPO}_4\text{F}_x$, exemplifying the general formula $\text{A}_x\text{MPO}_4\text{Z}_x$, are made according to the following reaction scheme.



The starting materials are mixed using a mortar and pestle, placed into an oven and heated to a temperature of 800° C. and maintained at this temperature for six hours.

EXAMPLE 11

An electrode active material comprising NaMnPO_4F is made according to the following reaction scheme.

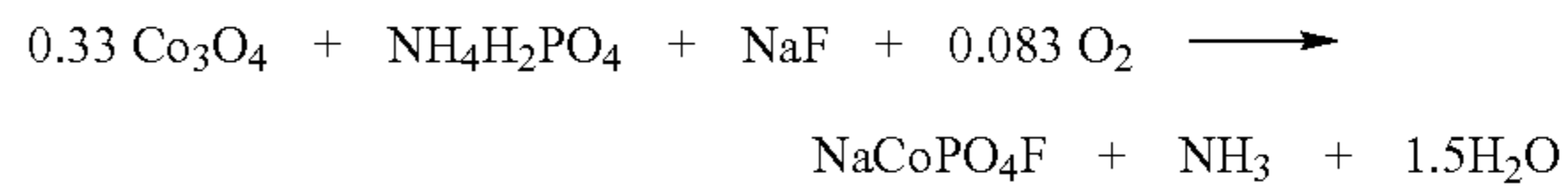


For this reaction, the MnPO_4 may be conveniently made from Mn_2O_5 by carbothermal reduction. 1.87 grams of $\text{MnPO}_4 \cdot 2\text{H}_2\text{O}$ and 0.419 grams of NaF are mixed, pelletized, and heated in an oven up to an ultimate temperature of 500° C. and maintained for fifteen minutes.

30

EXAMPLE 12

An electrode active material comprising NaCoPO_4F is made according to the following reaction scheme.



This active material is made under oxidizing conditions where the metal in the final product has a higher oxidation state than the metal in the starting material. 3 grams of Co_3O_4 , 1.57 grams of NaF, and 4.31 grams of $\text{NH}_4\text{H}_2\text{PO}_4$ are mixed, pelletized, and heated to an ultimate temperature of 300° C. and maintained at the temperature for three hours. This sample is cooled, removed from the oven, repelletized, and returned to the oven where it is heated to an ultimate temperature of 800° C. and maintained at the temperature for eight hours.

EXAMPLE 13

An electrode active material comprising $\text{Li}_{0.1}\text{Na}_{0.9}\text{VPO}_4\text{F}$ is made according to the following reaction scheme.

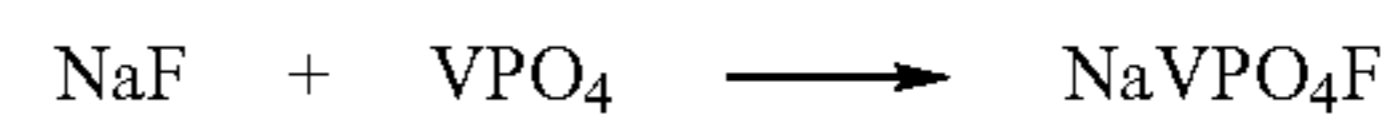


As an alternative to using alkaline fluorides, a reaction between VPO_4 and NH_4F and a mixture of Li_2CO_3 and Na_2CO_3 may also be used.

To make $\text{Li}_{0.1}\text{Na}_{0.9}\text{VPO}_4\text{F}$, 1.459 grams VPO_4 , 0.026 grams of LiF, and 0.378 grams of NaF are premixed, pelletized, placed in an oven and heated to an ultimate temperature of 700° C. The temperature is maintained for fifty minutes after which the sample is cooled to room temperature and removed from the oven. To make $\text{Li}_{0.95}\text{Na}_{0.05}\text{VPO}_4\text{F}$, 1.459 grams of VPO_4 , 0.246 grams of LiF, and 0.021 grams of NaF are mixed together and heated in an oven as in the previous step.

EXAMPLE 14

An electrode active material comprising NaVPO_4F is made hydrothermally according to the following reaction scheme.

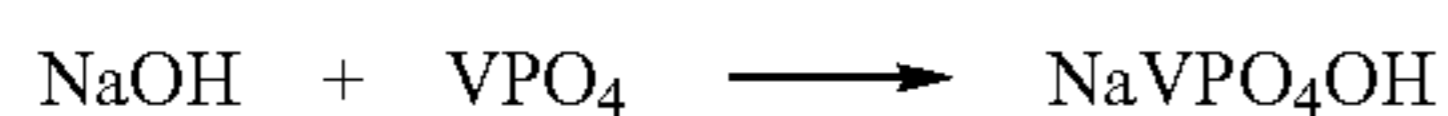


1.49 grams of VPO_4 and 1.42 grams of NaF are premixed with approximately 20 milliliters of deionized water, transferred and sealed in a Parr Model 4744 acid digestion bomb, which is a Teflon lined stainless steel hydrothermal reaction vessel. The bomb is placed in an oven and heated at a ramp rate of 5° per minute to an ultimate temperature of 250° C. to create an internal pressure and maintained at this temperature for forty-eight hours. The sample is slowly cooled to room temperature and removed from the furnace for analysis. The product sample is washed repeatedly with deionized water to remove unreacted impurities. Then the sample is dried in an oven equipped with argon gas flow at 250° C. for one hour.

31

EXAMPLE 15

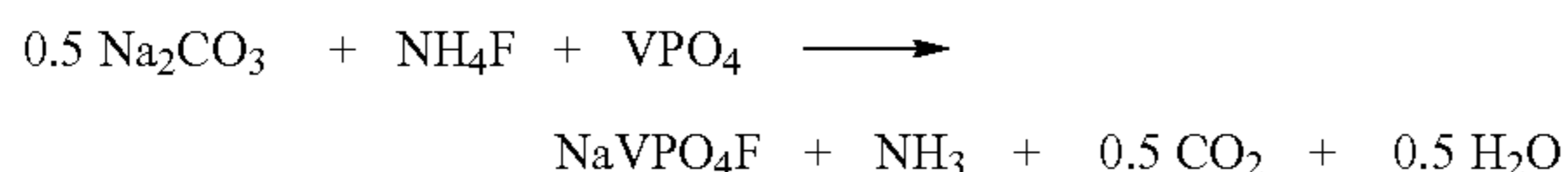
An electrode active material of formula NaVPO_4OH is made according to the following alternative reaction scheme.



In this Example, the reaction of the Example 14 is repeated, except that an appropriate molar amount of sodium hydroxide is used instead of sodium fluoride. The reaction is carried out hydrothermally as in Example 14. The hydroxyl group is incorporated into the active material at the relatively low temperature of reaction.

EXAMPLE 16

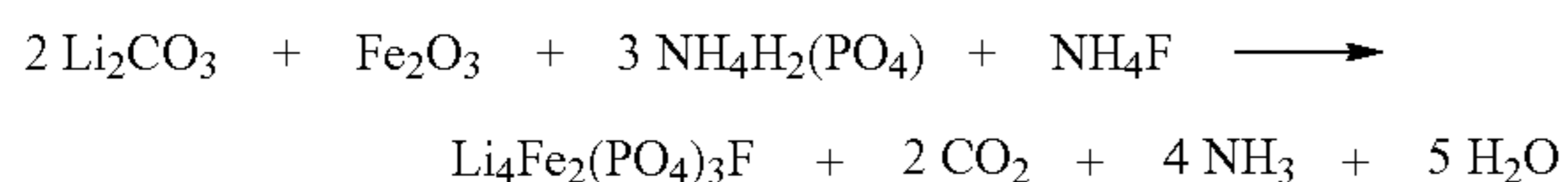
An electrode active material comprising NaVPO_4F is made according to the following reaction scheme.



1.23 grams of VPO_4 , 0.31 grams of NH_4F , and 0.45 grams Na_2CO_3 are premixed with approximately 20 milliliters of deionized water and transferred and sealed in a Parr Model 4744 acid digestion bomb, which is a Teflon lined stainless steel reaction vessel. The bomb is placed in an oven and heated to an ultimate temperature of 250°C . and maintained at this temperature for forty-eight hours. The sample is cooled to room temperature and removed for analysis. The sample is washed repeatedly with the deionized water to remove unreacted impurities and thereafter is dried in an argon atmosphere at 250°C . for an hour.

EXAMPLE 17

An electrode active material comprising $\text{Li}_4\text{Fe}_2(\text{PO}_4)_3\text{F}$, representative of materials of the general formula $\text{A}^a\text{M}_b(\text{PO}_4)_3\text{Z}_d$, is made according to the following reaction scheme.

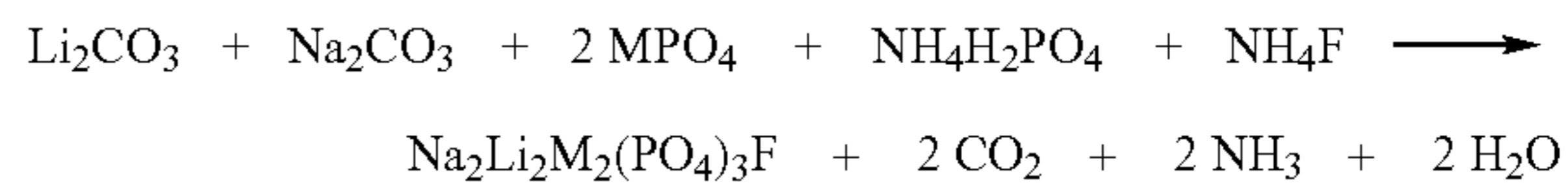


Here, M_2O_3 represents a +3 metal oxide or mixture of +3 metal oxides. Instead of 2 lithium carbonates, a mixture of lithium sodium and potassium carbonates totaling two moles may be used to prepare an analogous compound having lithium, sodium and potassium as alkali metals. The starting material alkali metal carbonate, the metal or mixed metal +3 oxidation state oxides, the ammonium dihydrogen phosphate, and the ammonium fluoride are combined in stoichiometric ratios indicated in the form of powders, and the powders are mixed and pelletized as in the previous examples. The pellet is transferred to an oven and is heated up to an ultimate temperature of about 800°C . and maintained at that temperature for 8 hours. The reaction mixture is then cooled and removed from the oven.

32

EXAMPLE 18

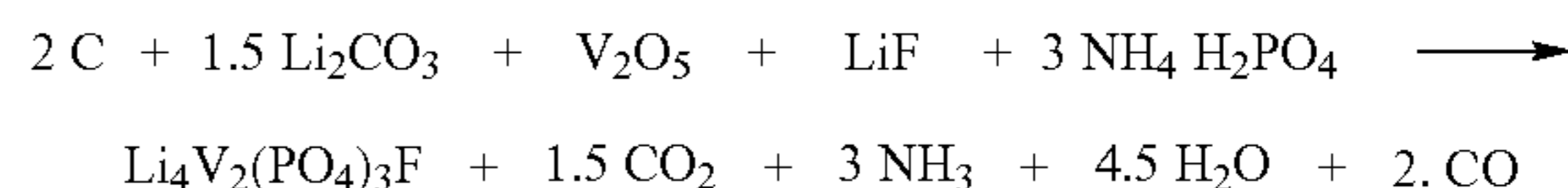
An electrode active material comprising $\text{Na}_2\text{Li}_2\text{M}_2(\text{PO}_4)_3\text{F}$ is made according to the following reaction scheme.



The starting materials are combined in the stoichiometric ratios indicated and are reacted according to the general procedure of Example 17. Here, MPO_4 represents a metal +3 phosphate or mixture of metal +3 phosphates.

EXAMPLE 19

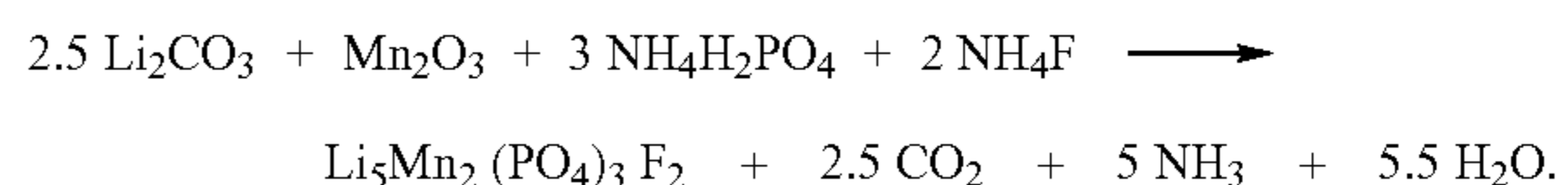
An electrode active material comprising active material $\text{Li}_4\text{V}_2(\text{PO}_4)_3\text{F}$, representative of materials of the general formula $\text{A}^a\text{M}_b(\text{PO}_4)_3\text{Z}_d$, is synthesized with carbothermal reduction according to the following reaction scheme. This reaction is based on conversion of carbon to carbon monoxide in the carbothermal reduction mechanism.



In the reaction scheme, carbon is supplied in excess so that the product formed is limited by the other starting materials present. The starting materials are combined, mixed, pelletized, and heated according to the process described above in Example 7.

EXAMPLE 20

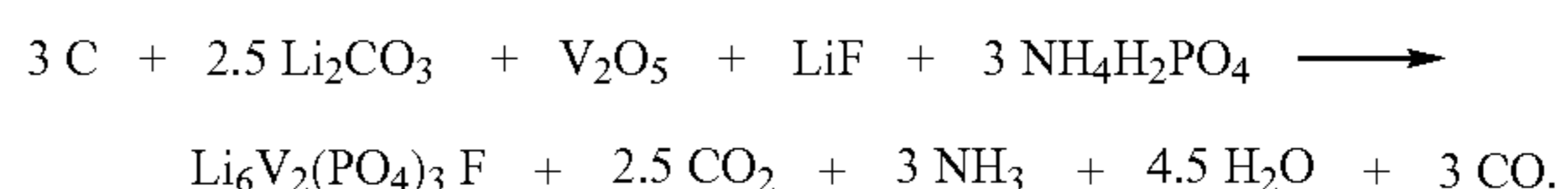
An electrode active material comprising $\text{Li}_5\text{Mn}_2(\text{PO}_4)_3\text{F}_2$ is made according to the following reaction scheme.



The starting materials are combined in stoichiometric ratios as indicated and reacted under conditions similar to that of Examples 17 and 18. This reaction represents the incorporation of a +4 oxidation state metal into an active material of the invention that contains three phosphates groups. The reaction is carried out without reduction.

EXAMPLE 21

An electrode active material comprising $\text{Li}_6\text{V}_2(\text{PO}_4)_3\text{F}$ is synthesized according to the equation



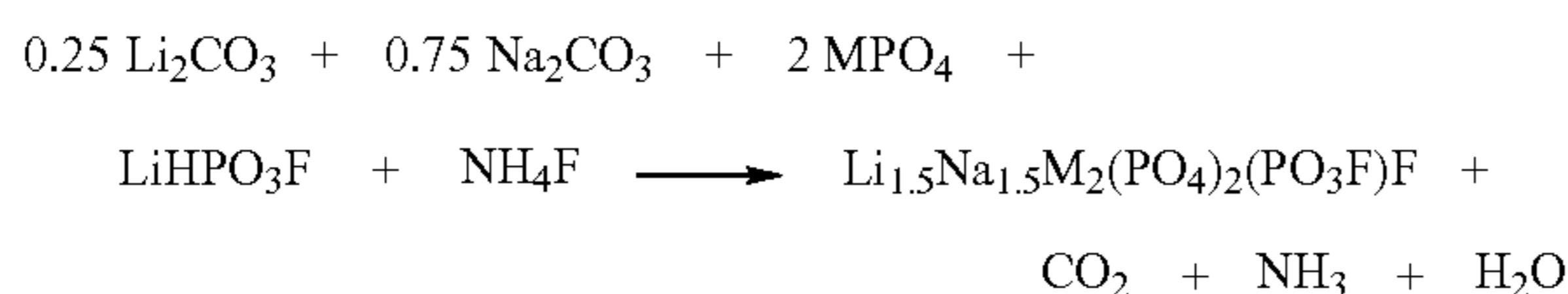
The equation presupposes that the carbothermal reaction proceeds with production of carbon monoxide. Here again,

33

the carbon is provided in excess, in this case to reduce the vanadium +5 species all the way down to its lowest oxidation of +2. It is appreciated in the reaction scheme that such a reduction is possible because there is enough lithium in the reaction scheme that lithium is incorporated into the reaction product in an amount sufficient to neutralize the $(\text{PO}_4)_3\text{F}^{-10}$ group of the active material.

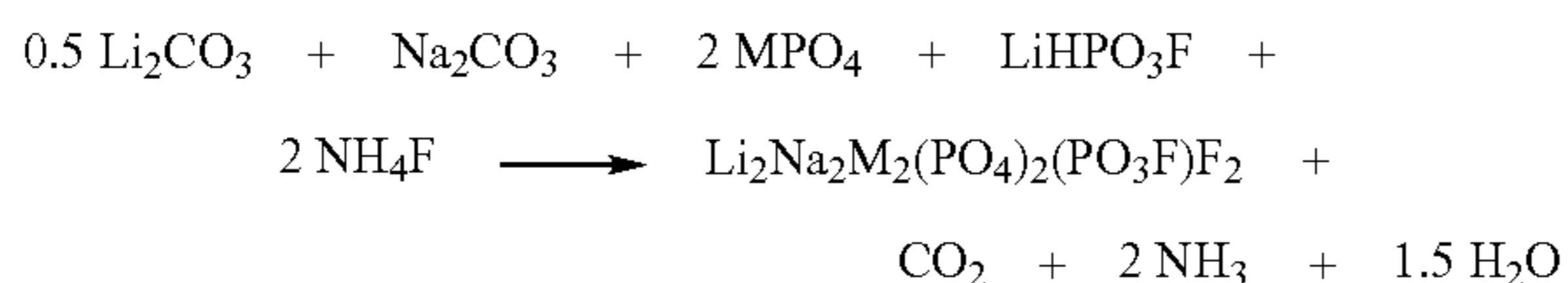
EXAMPLE 22

An electrode active material comprising $\text{Li}_{1.5}\text{Na}_{1.5}\text{M}_2(\text{PO}_4)_2(\text{PO}_3\text{F})\text{F}$, where a phosphate group is partially substituted by a monofluoromonophosphate, is made as follows. This process is analogous to that described in Example 18, except that LiHPO_3F is substituted for $\text{NH}_4\text{H}_2\text{PO}_4$. The active material is made by the following reaction scheme:



The starting materials are provided in the molar ratios indicated. The powdered starting materials are mixed, pelletized, and placed in an oven at about 700°C . for 1–8 hours.

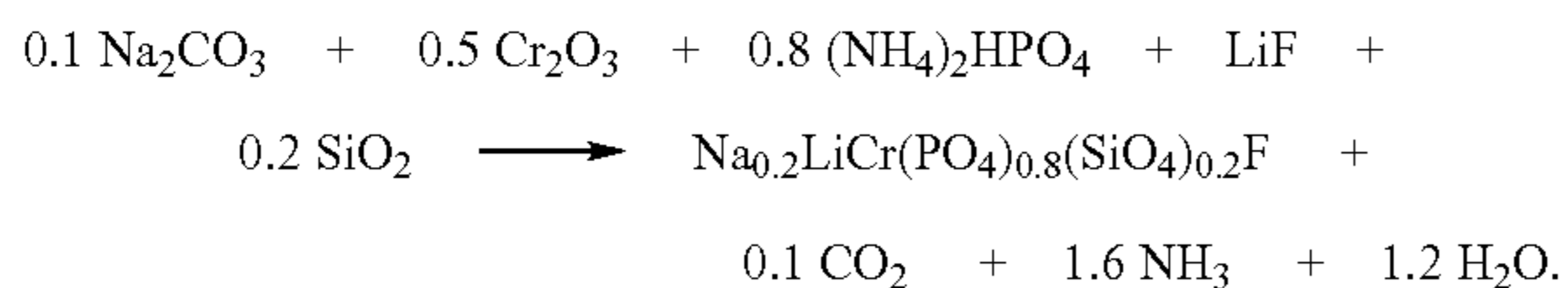
In an alternative embodiment, an extra mole of fluoride is provided so that the reaction occurs according to the scheme:



This example demonstrates both the partial replacement of phosphate by monofluoromonophosphate and the control of the reaction product by selection of the molar amounts of the starting materials.

EXAMPLE 23

An electrode active material comprising $\text{Na}_{0.2}\text{LiCr}(\text{PO}_4)_{0.8}(\text{SiO}_4)_{0.2}\text{F}$ is made according to the following reaction scheme.



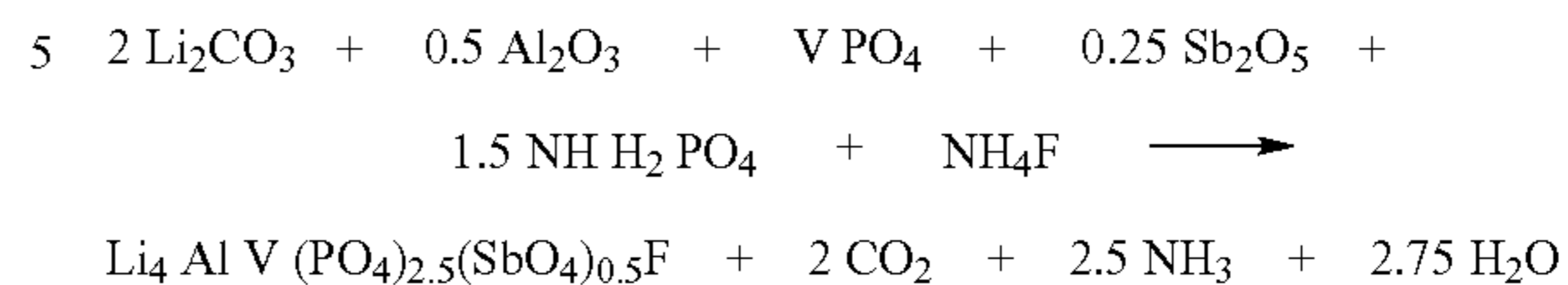
Powdered starting materials are provided in the molar amounts indicated, mixed, palletized, and placed in an oven. The sample is heated to an ultimate temperature of 750°C . and held there for four hours.

EXAMPLE 24

An electrode active material comprising $\text{Li}_4\text{AlV}(\text{PO}_4)_{2.5}(\text{SbO}_4)_{0.5}\text{F}$, representative of materials of the formula $\text{A}^n\text{M}_1^{+3}\text{M}_2^{+3}(\text{PO}_4)_z(\text{SbO}_4)_{3-z}\text{F}$ (wherein $\text{A}=\text{Li}$, $n=4$,

34

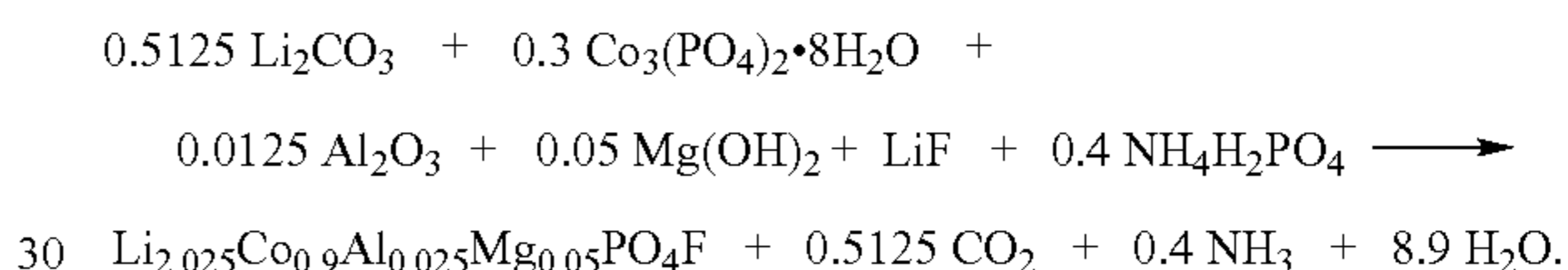
M_1+Al , $\text{M}_2=\text{V}$, $\text{M}_3=\text{Mg}$, $y=1$, and $z=2.5$.) are made according to the following reaction scheme.



Powdered starting materials are provided in the molar amounts indicated, mixed, pelletized, and placed in an oven. The sample is heated to an ultimate temperature of 750°C . and held there for four hours.

EXAMPLE 25

An electrode active material comprising $\text{Li}_{2.025}\text{Co}_{0.9}\text{Al}_{0.025}\text{Mg}_{0.5}\text{PO}_4\text{F}$ is made as follows. (This Example shows the synthesis of a mixed metal active material containing lithium and three different metals, with two metals in a +2 and one metal in a +3 oxidation state). For $\text{A}=\text{Li}$, $a=2.025$, $\text{M}_1=\text{Co}$, $\text{M}_2=\text{Al}$, and $\text{M}_3=\text{Mg}$, the reaction proceeds according to the following scheme.



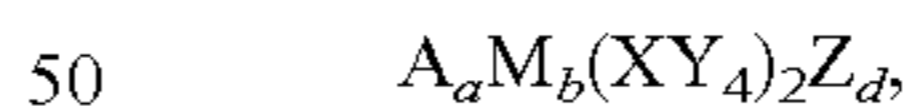
Powdered starting materials are provided in the molar ratios indicated, mixed, pelletized, and heated in an oven at 750°C . for four hours to produce a reaction product.

The examples and other embodiments described herein are exemplary and not intended to be limiting in describing the full scope of compositions and methods of this invention. Equivalent changes, modifications and variations of specific embodiments, materials, compositions and methods may be made within the scope of the present invention, with substantially similar results.

What is claimed is:

1. A battery, comprising:

a first electrode comprising electrode active material represented by the general formula:



wherein

(a) A is selected from the group consisting of Li, Na, K, and mixtures thereof, and $0.1 < a \leq 6$,

(b) M comprises one or more metals, comprising at least one metal which is capable of undergoing oxidation to a higher valence state, and $1 \leq b \leq 3$,

(c) XY_4 is selected from the group consisting of $\text{X}'\text{O}_{4-x}\text{Y}'_x$, $\text{X}'\text{O}_{4-y}\text{Y}'_{2y}$, $\text{X}''\text{S}_4$, and mixtures thereof, where X' is P, As, Sb, Si, Ge, S, and mixtures thereof; X'' is P, As, Sb, Si, Ge and mixtures thereof; Y' is a halogen; $0 \leq x < 3$; and $0 < y < 4$; and,

(d) Z is selected from the group consisting of a hydroxyl, a halogen, and mixtures thereof, and $0 < d \leq 6$; wherein M, X, Y, Z, a, b, d, x and y are selected so as to maintain electroneutrality of the electrode active material;

35

- the battery further comprising a second electrode which is a counter-electrode to the first electrode; and an electrolyte.
2. The battery according to claim 1, wherein A comprises Li.
 3. The battery according to claim 1, wherein A is Na.
 4. The battery according to claim 3, wherein XY_4 is PO_4 or SiO_4 .
 5. The battery according to claim 3, wherein XY_4 is PO_4 .
 6. The battery according to claim 1, wherein A is Li.
 7. The battery according to claim 6, wherein XY_4 is PO_4 or SiO_4 .
 8. The battery according to claim 6, wherein XY_4 is PO_4 .
 9. The battery according to claim 1, wherein a is from about 1 to about 6.
 10. The battery according to claim 1, wherein M comprises a transition metal selected from Groups 4 to 11 of the Periodic Table.
 11. The battery according to claim 10, wherein M is a +3 oxidation state transition metal selected from Groups 4 to 11 of the Periodic Table.
 12. The battery according to claim 10, wherein M is selected from the group consisting of Fe, Co, Ni, Mn, Cu, V, Zr, Ti, Cr, and mixtures thereof.
 13. The battery according to claim 10, wherein XY_4 is PO_4 or SiO_4 .
 14. The battery according to claim 10, wherein XY_4 is PO_4 .
 15. The battery according to claim 1, wherein M is $M'M''$, wherein M' is at least one transition metal selected from Groups 4 to 11 of the Periodic Table; and M'' is at least one element selected from Groups 2, 3, 12, 13, and 14 of the Periodic Table.
 16. The battery according to claim 15, wherein M' is selected from the group consisting of Fe, Co, Ni, Mn, Cu, V, Zr, Ti, Cr, and mixtures thereof.
 17. The battery according to claim 16, wherein M' is selected from the group consisting of Fe, Co, Mn, Cu, V, Cr, and mixtures thereof.
 18. The battery according to claim 16, wherein M'' is selected from the group consisting of Mg, Ca, Zn, Sr, Pb, Cd, Sn, Ba, Be, Al, and mixtures thereof.
 19. The battery according to claim 18, wherein M'' is selected from the group consisting of Mg, Ca, Zn, Ba, Al, and mixtures thereof.
 20. The battery according to claim 18, wherein XY_4 is PO_4 or SiO_4 .
 21. The battery according to claim 18, wherein XY_4 is PO_4 .

36

22. The battery according to claim 15, wherein M'' is selected from the group consisting of Mg, Ca, Zn, Sr, Pb, Cd, Sn, Ba, Be, Al, and mixtures thereof.
23. The battery according to claim 22, wherein XY_4 is PO_4 or SiO_4 .
24. The battery according to claim 21, wherein XY_4 is PO_4 .
25. The battery according to claim 1, wherein XY_4 is PO_4 or SiO_4 .
26. The battery according to claim 1, wherein XY_4 is PO_4 .
27. The battery according to claim 1, wherein Z comprises F.
28. The battery according to claim 1, wherein Z is selected from the group consisting of OH, F, Cl, Br, and mixtures thereof.
29. The battery according to claim 28, wherein Z is F.
30. The battery according to claim 28, wherein XY_4 is PO_4 or SiO_4 .
31. The battery according to claim 28, wherein XY_4 is PO_4 .
32. The battery according to claim 28, wherein d is from 0.1 to about 6.
33. The battery according to claim 1, wherein d is from about 1 to about 6.
34. The battery according to claim 1, wherein d is from about 1 to about 6.
35. The battery according to claim 1, wherein the second electrode comprises a material selected from the group consisting of a metal oxide, metal chalcogenide, carbon, graphite, and mixtures thereof.
36. The battery according to claim 35, wherein the electrolyte comprises a solvent selected from the group consisting of dimethyl carbonate, diethyl carbonate, dipropylcarbonate, ethyl methyl carbonate, butylene carbonate, γ -butyrolactone, triglyme, tetraglyme, a lactone, an ester, dimethylsulfoxide, dioxolane, sulfolane, and mixtures thereof.
37. The battery according to claim 36, wherein the electrolyte further comprises a lithium salt selected from the group consisting of $LiAsF_6$, $LiPF_6$, $LiClO_4$, $LiB(C_6H_5)_4$, $LiAlCl_4$, $LiBr$, and mixtures thereof.
38. The battery according to claim 37, wherein A is Na.
39. The battery according to claim 38, wherein XY_4 is PO_4 or SiO_4 .
40. The battery according to claim 38, wherein XY_4 is PO_4 .

* * * * *