

US007110396B2

(12) **United States Patent**
Saha et al.

(10) **Patent No.:** **US 7,110,396 B2**
(45) **Date of Patent:** **Sep. 19, 2006**

(54) **SYSTEM FOR TRANSPORTING SUB-RATE DATA OVER A COMMUNICATION NETWORK**

(75) Inventors: **Angshuman Saha**, Sunnyvale, CA (US); **Andre Archambault**, San Jose, CA (US); **Carlos Henriquez**, San Jose, CA (US)

(73) Assignee: **CIENA Corporation**, Linthicum, MD (US)

(*) Notice: Subject to any disclaimer, the term of this patent is extended or adjusted under 35 U.S.C. 154(b) by 904 days.

(21) Appl. No.: **09/933,991**

(22) Filed: **Aug. 20, 2001**

(65) **Prior Publication Data**

US 2003/0055998 A1 Mar. 20, 2003

(51) **Int. Cl.**
H04L 12/66 (2006.01)
H04J 3/16 (2006.01)
H04J 3/24 (2006.01)

(52) **U.S. Cl.** **370/356; 370/466; 370/474**

(58) **Field of Classification Search** **370/352-356, 370/395.5, 466, 474, 535-539**

See application file for complete search history.

(56) **References Cited**

U.S. PATENT DOCUMENTS

5,461,622	A *	10/1995	Bleickardt et al.	370/470
6,222,848	B1 *	4/2001	Hayward et al.	370/412
6,400,730	B1 *	6/2002	Latif et al.	370/466
6,430,201	B1 *	8/2002	Azizoglu et al.	370/535
6,584,118	B1 *	6/2003	Russell et al.	370/466
6,636,559	B1 *	10/2003	Kakura	375/150
6,765,933	B1 *	7/2004	Michel et al.	370/539
6,819,679	B1 *	11/2004	Kerns et al.	370/474
6,847,644	B1 *	1/2005	Jha	370/392

* cited by examiner

Primary Examiner—Chi Pham

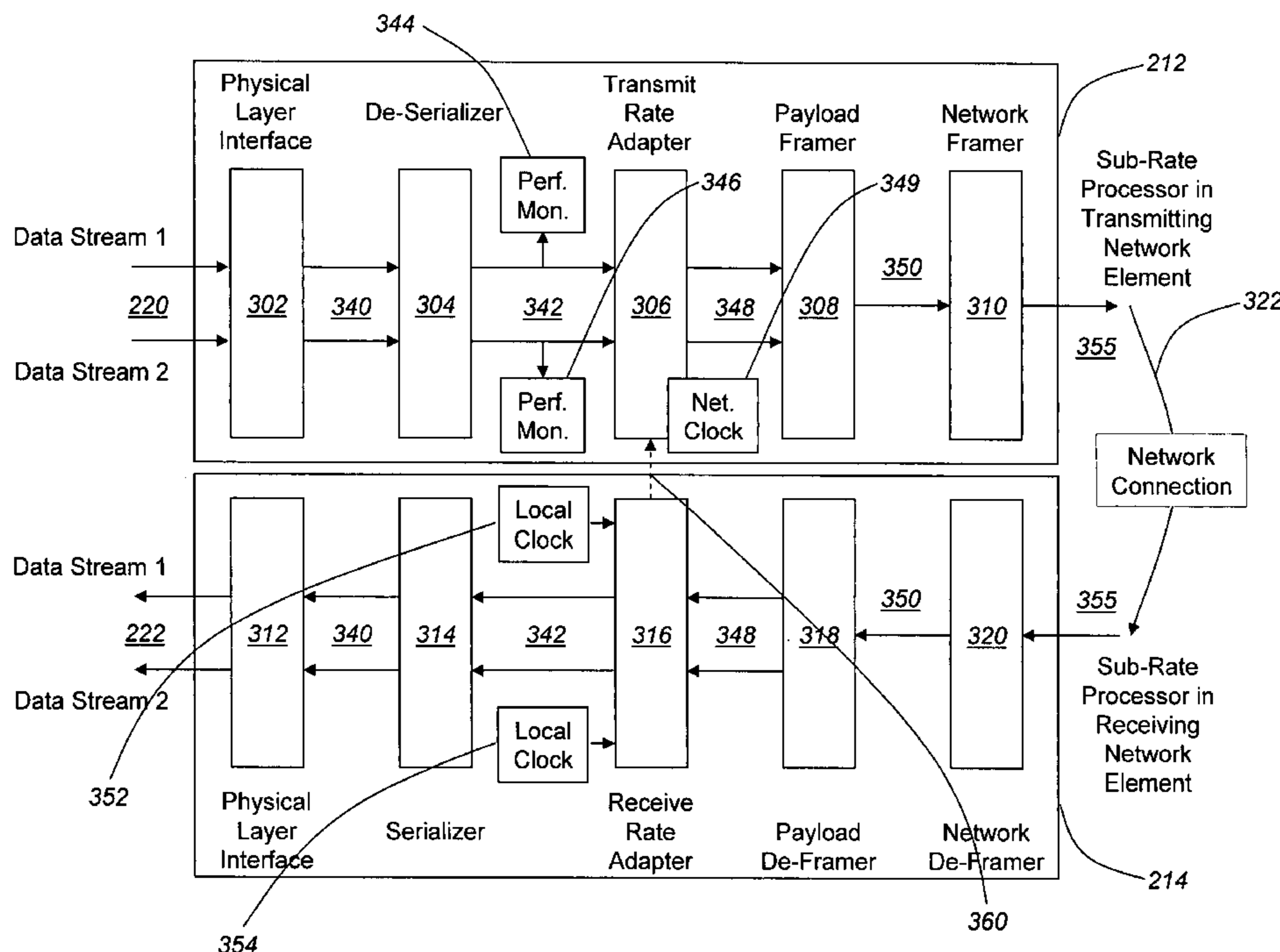
Assistant Examiner—Melanie Jagannathan

(74) *Attorney, Agent, or Firm*—Dougherty Clements; Christopher L. Bernard; Tyler S. Brown

(57) **ABSTRACT**

System for transporting a sub-rate data stream over a communication network using a selected network protocol. The sub-rate data stream has an associated sub-rate protocol. The system includes a rate adapter to receive the sub-rate data stream and adapt a rate characteristic associated with the sub-rate protocol to a rate characteristic associated with the selected network protocol to generate a rate-adapted data stream. The system also includes a payload framer to receive the rate-adapted data stream and frame the rate-adapted data stream into a payload for transmission over the communication network using the selected network protocol.

60 Claims, 11 Drawing Sheets



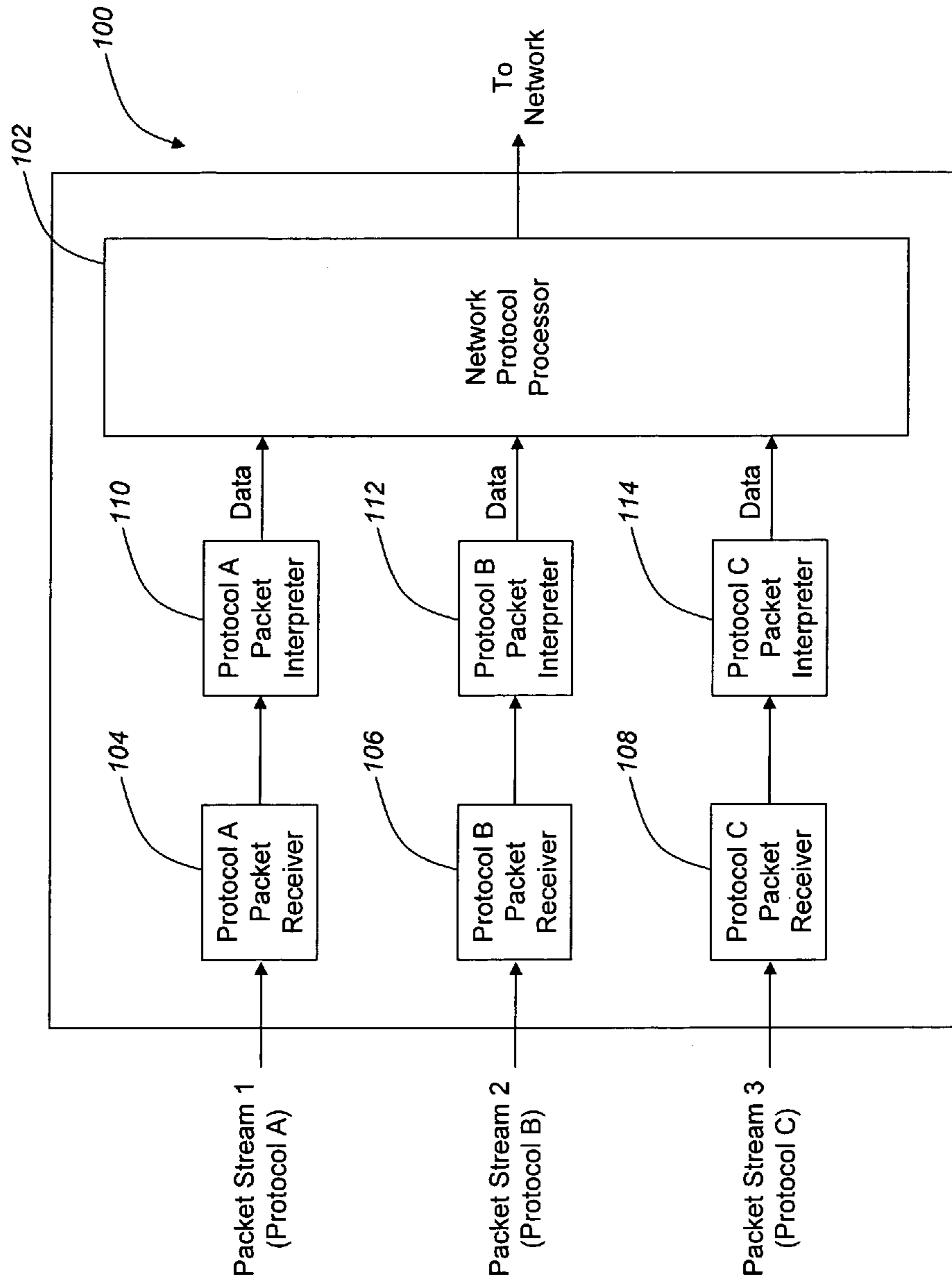


FIG. 1. (PRIOR ART)

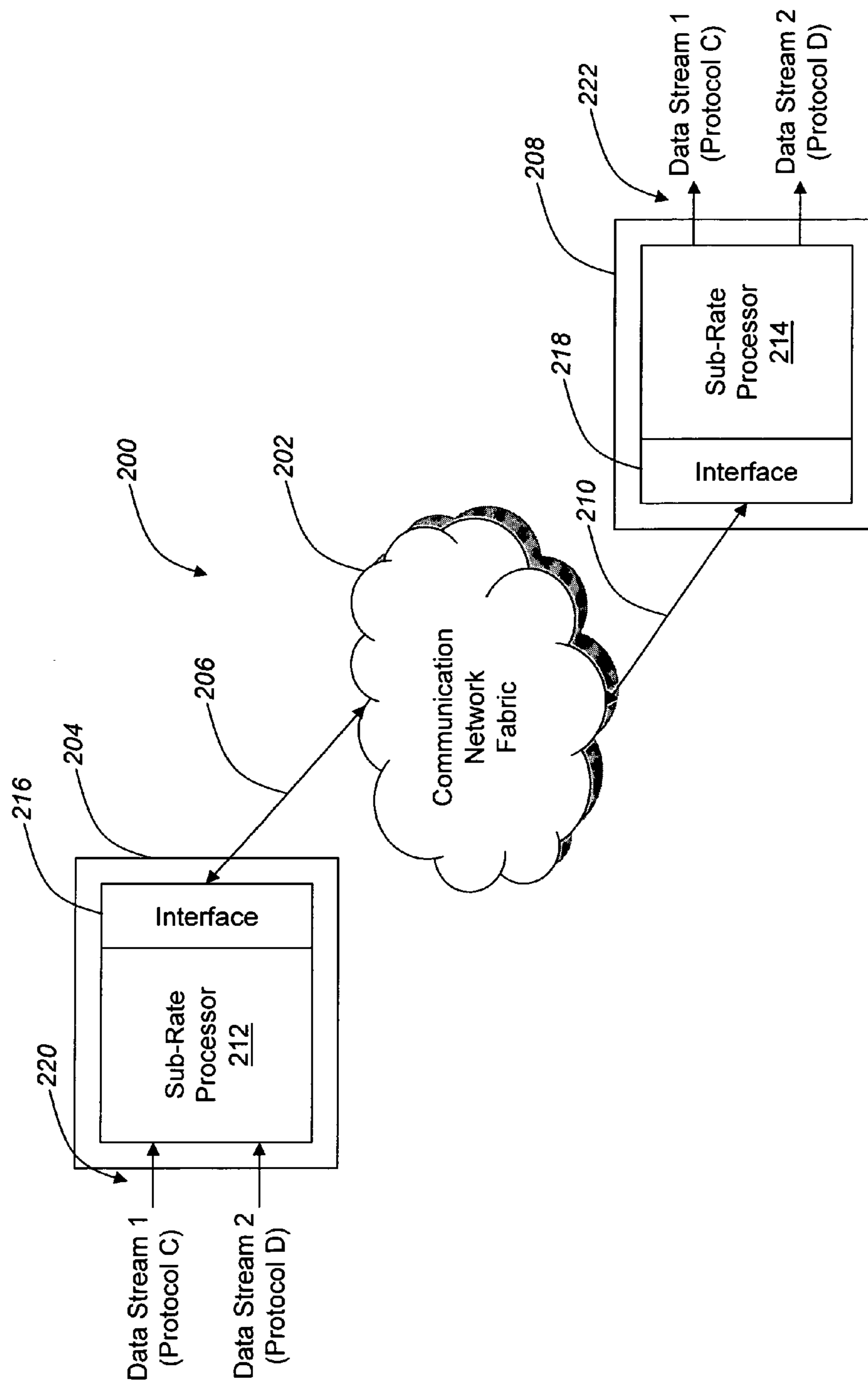


FIG. 2.

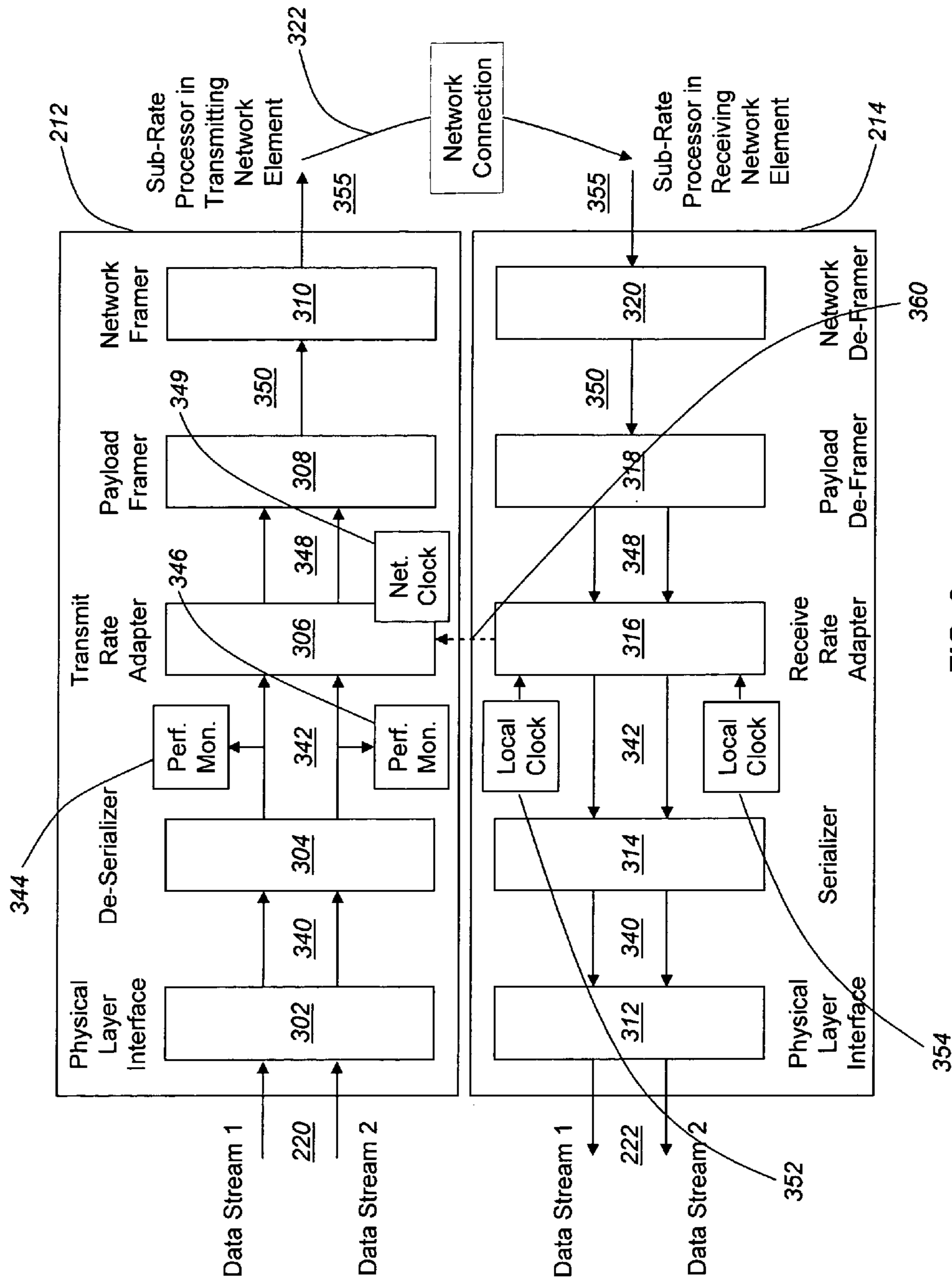


FIG. 3.

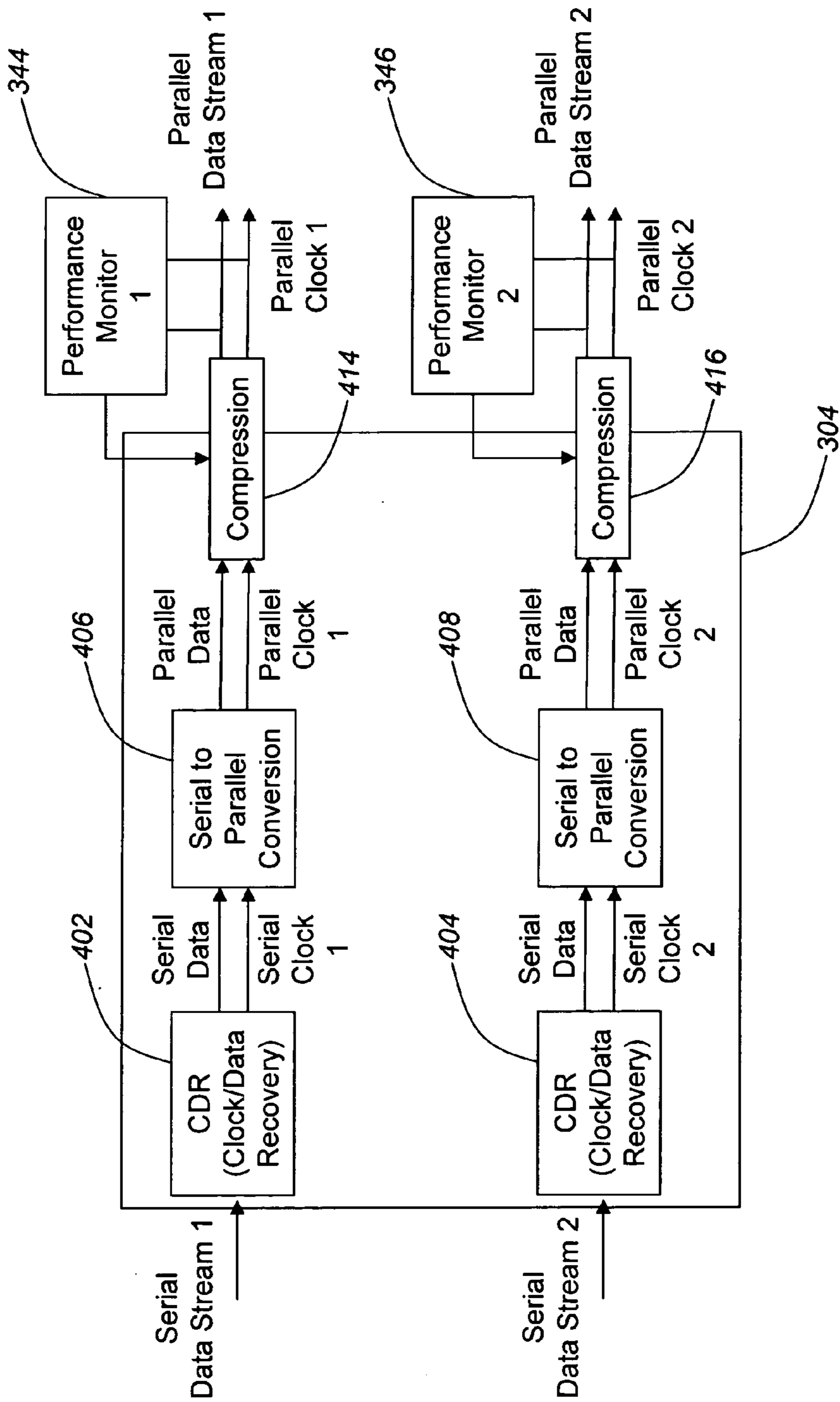


FIG. 4.

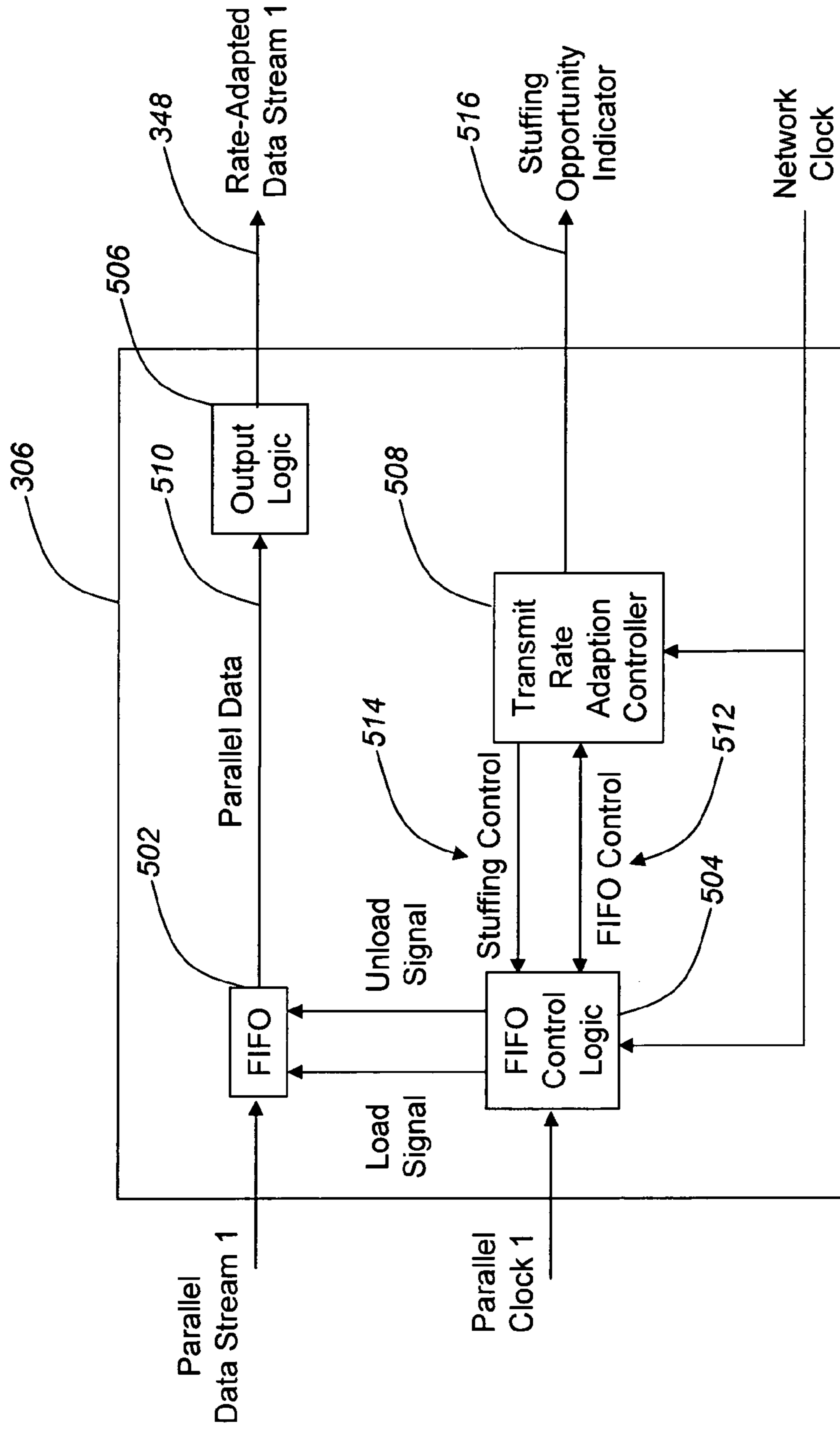


FIG. 5.

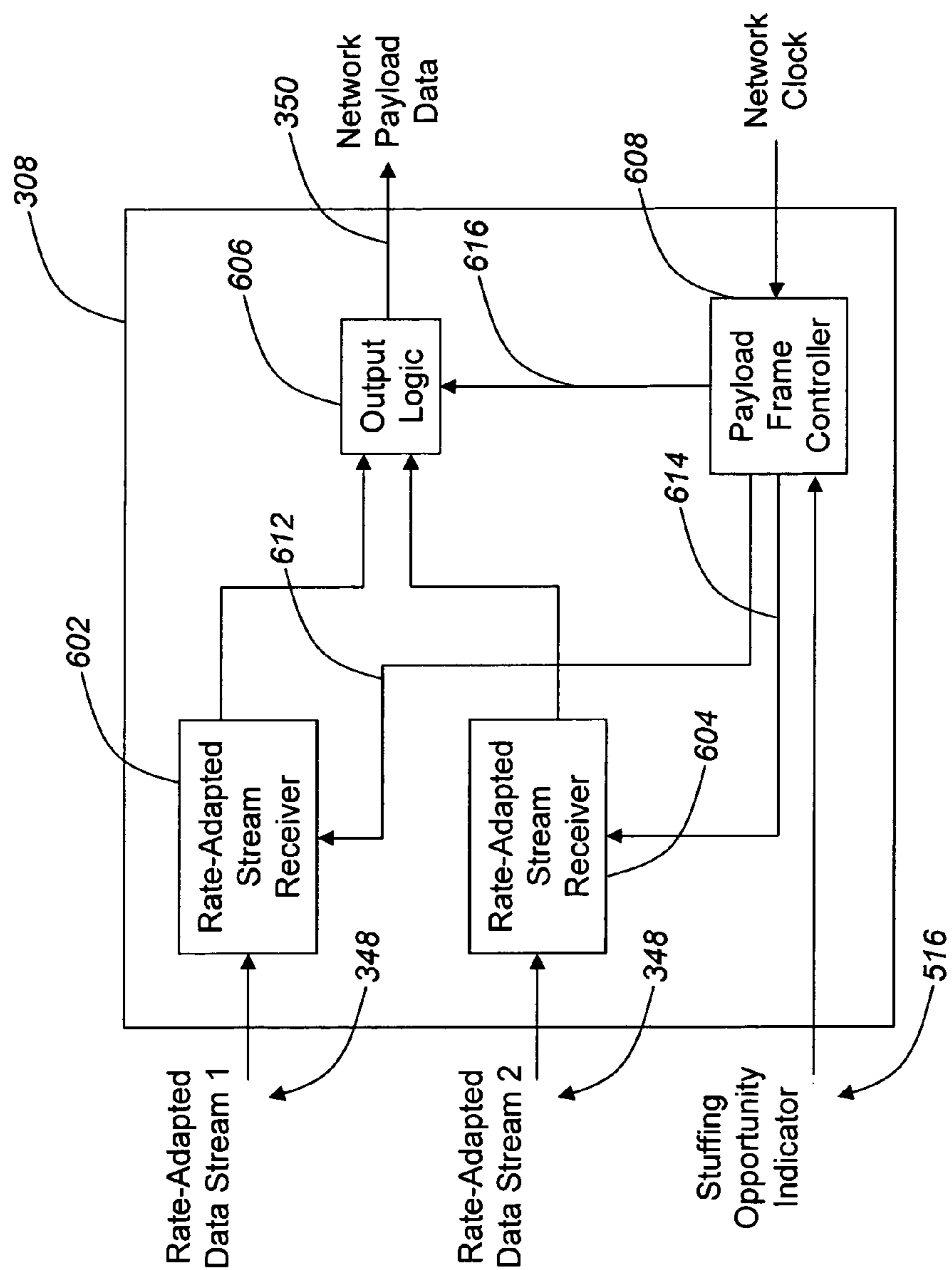


FIG. 6.

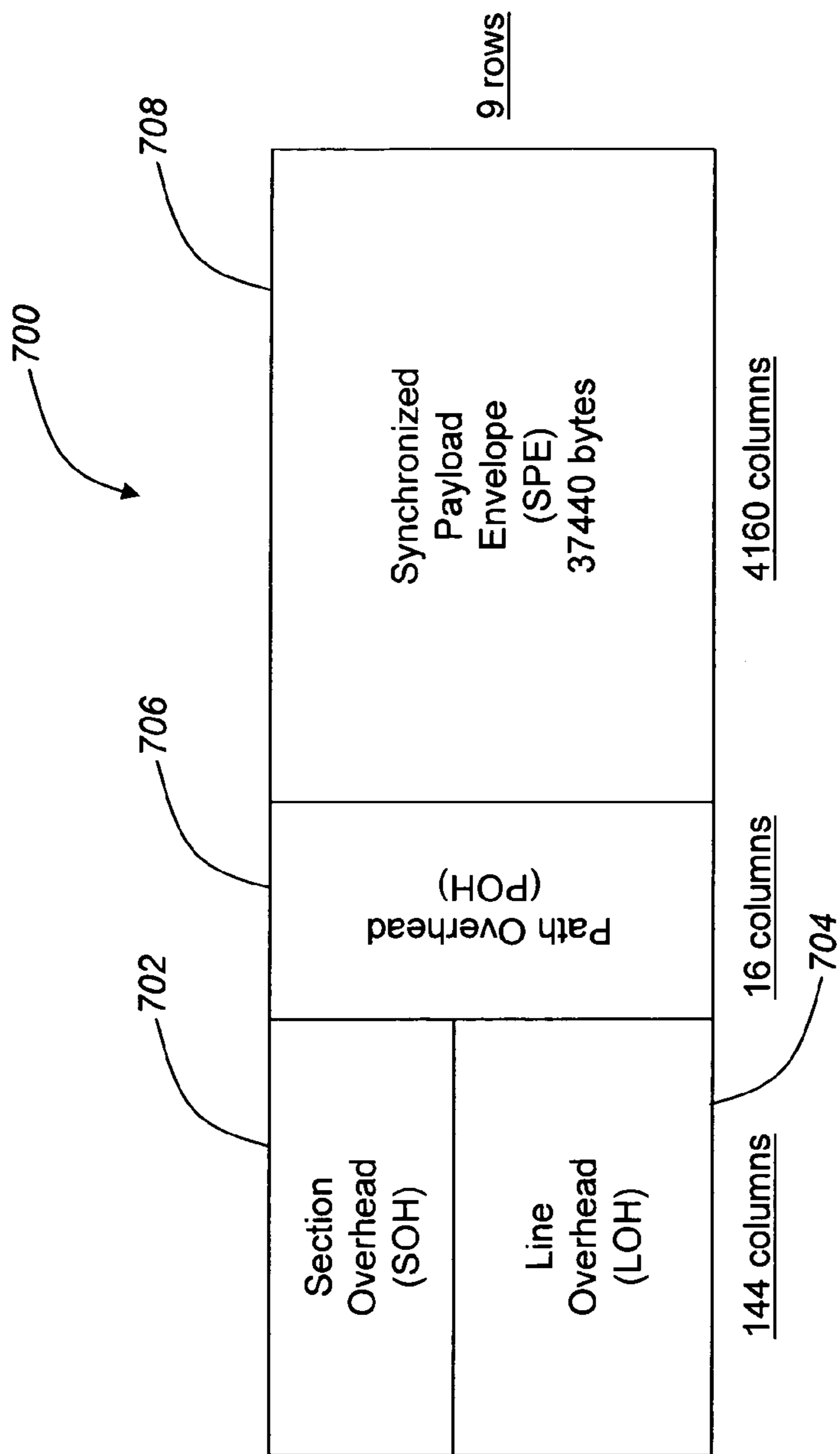


FIG. 7.

	Rate Matching	1	2	x	1	2	1
1	x	1	2	1	x	2	1
1	1	2	2	1	x	2	2
1	1	x	2	1	1	2	2
1	2	1	2	1	1	2	2
1	x	2	x	1	1	2	2
1	1	2	2	1	1	2	2
1	x	1	2	1	2	x	2
1	2	2	1	2	2	1	x
1	2	1	2	1	2	2	2

FIG. 8.

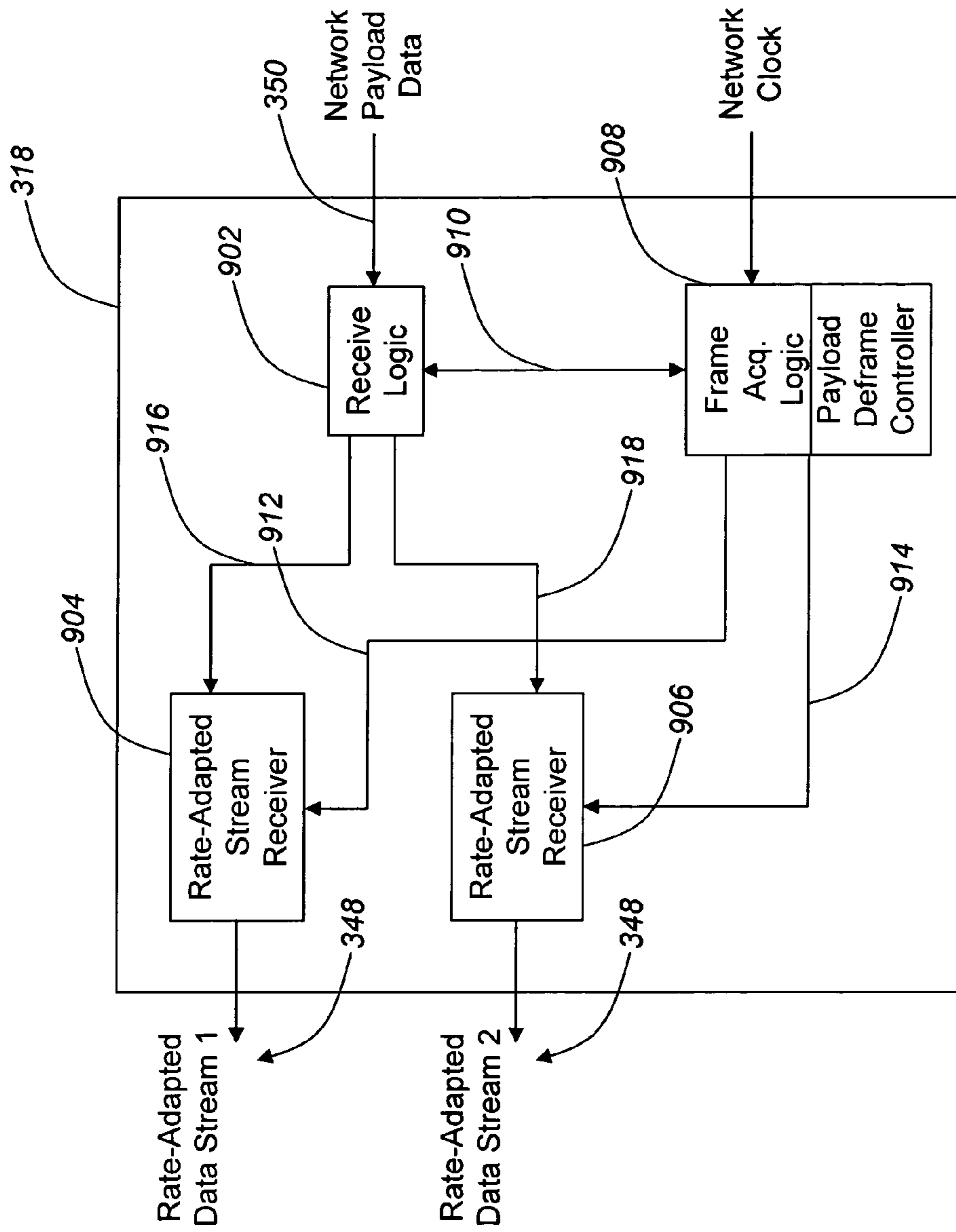


FIG. 9.

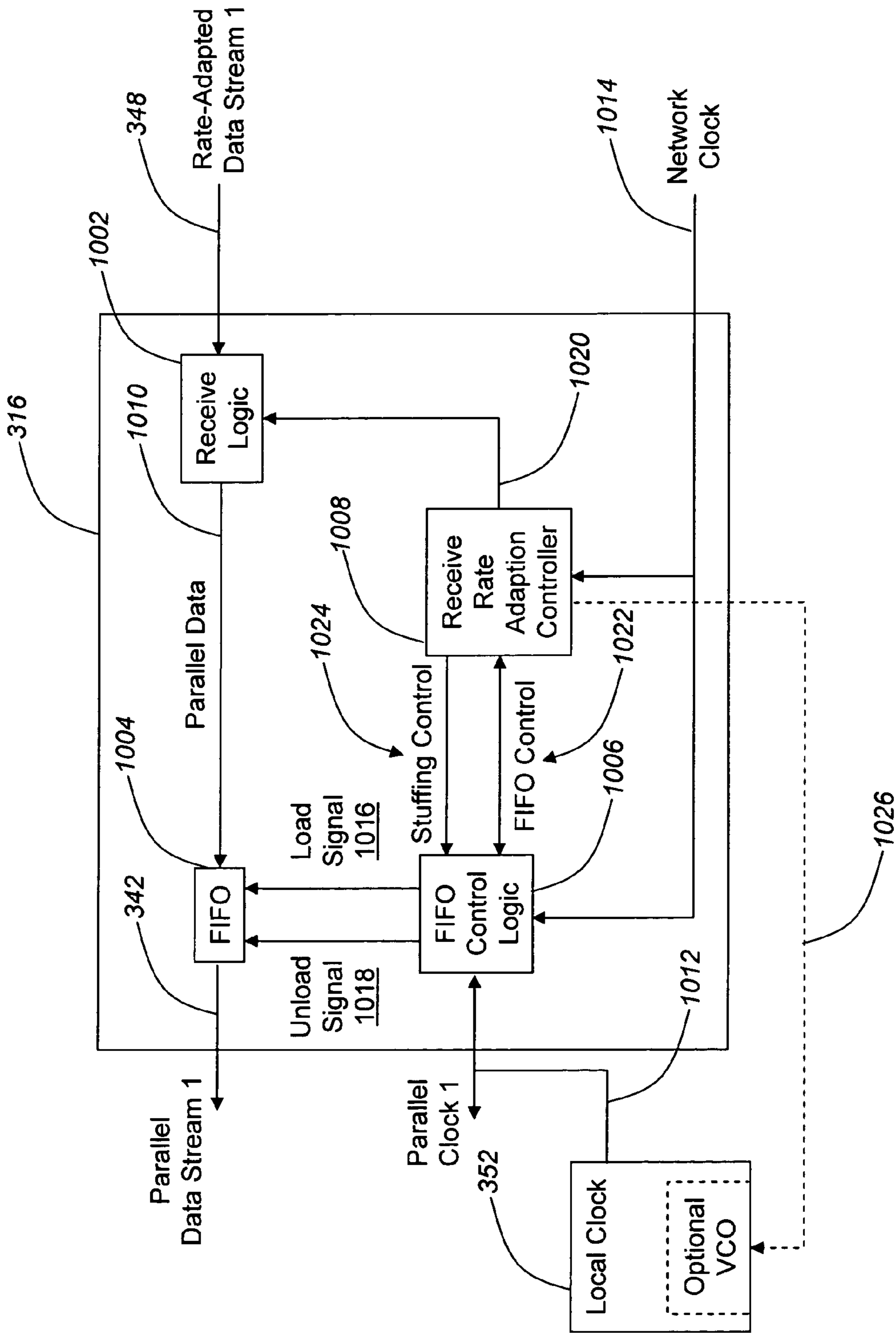


FIG. 10.

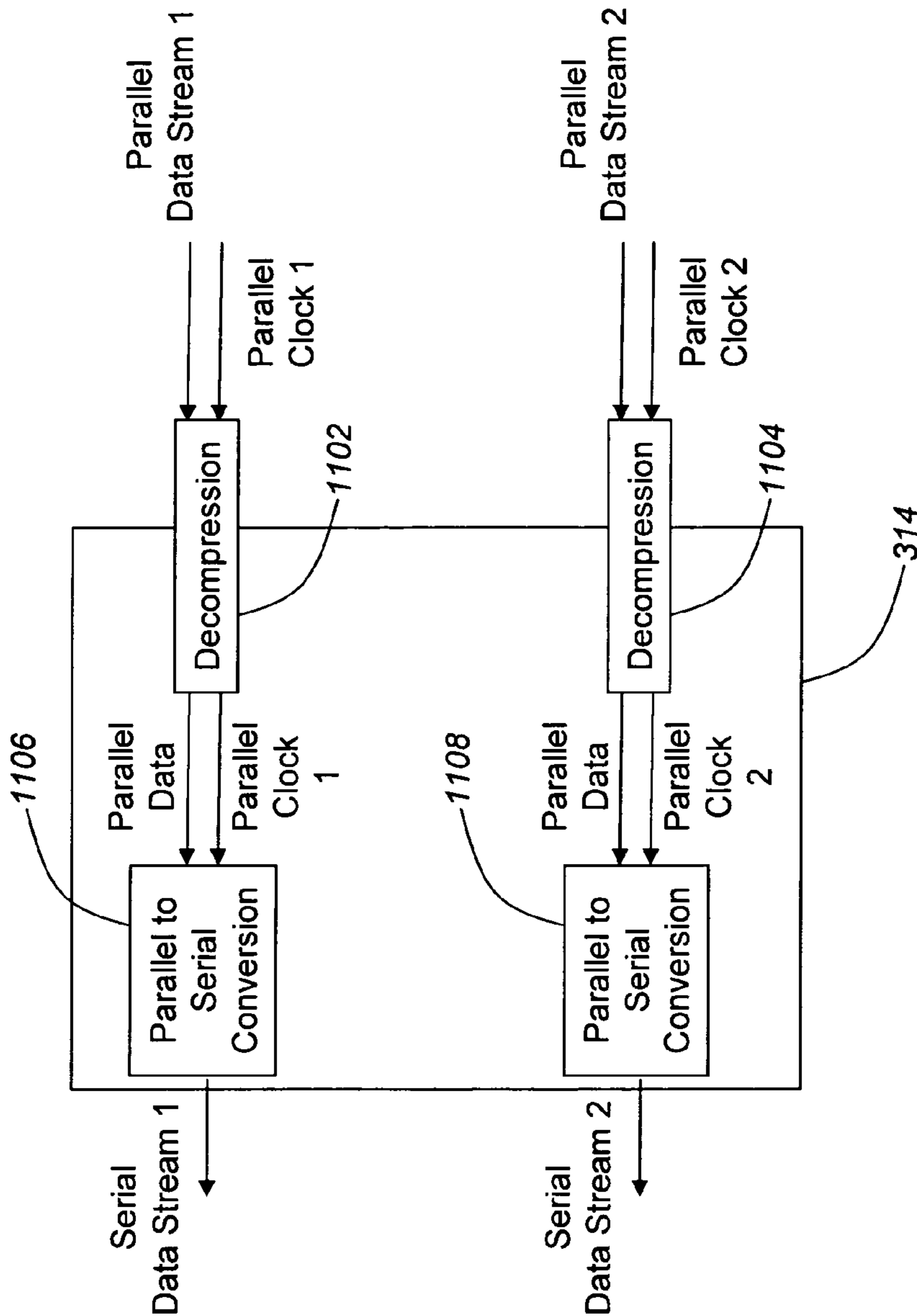


FIG. 11.

1

**SYSTEM FOR TRANSPORTING SUB-RATE
DATA OVER A COMMUNICATION
NETWORK**

FIELD OF THE INVENTION

The present invention relates generally to communication systems, and more particularly, to a system for transporting sub-rate data over a communication network.

BACKGROUND OF THE INVENTION

Communication systems, such as communication networks, are being increasingly used to transmit large amounts of data from point to point. For example, a local area network may be used to provide data transmission services for a small corporation, or a wide area network may be used to provide data transmission services for nationwide users.

One requirement of communication networks is to be able to transmit data from point to point for different users simultaneously. However, the network users may provide their data to the network using different data rates and encoded using different transmission protocols. For example, one data protocol that may be used is referred to as FibreChannel (FC) and has a data rate of approximately 1.0625 gigabits per second. Another protocol that may be used is referred to as Enterprise Systems Connection (ESCON) and has a data rate of approximately 200 megabits per second. Still another protocol that may be used is referred to as Gigabit Ethernet (GigE) and has a data rate of approximately 1.25 gigabits per second. Thus, given the availability and use of various transmission protocols, the problem of efficient network utilization arises.

Generally, today's communication networks are designed to transmit data at very high data rates. For example, the communication network may be a Synchronous Optical Network (SONET) that transmits data at a rate of approximately 2.5 gigabits per second. Thus, to dedicate such a high-speed network transmission path to transmit relatively low-rate data, i.e., ESCON data, would be wasteful and inefficient, since it is obvious that the network transmission path would go underutilized.

One solution to transmitting sub-rate data streams encoded with different protocols is to interpret or extract the data from its respective protocol and then re-map the extracted data within the high speed network protocol for transmission over the communication network. However, if the data is contained in high layers of its respective protocol, there is a need to have a data level processor to interpret the data protocol to retrieve the data prior to re-mapping and transmitting the data via the high speed network protocol. Furthermore, at the receiving end, it is necessary to have another processor to extract the data from the network protocol and re-encode the data back into the correct layers of its original protocol. This results in a very complex and expensive system that may have the effect of introducing large amounts of data latency.

FIG. 1 shows a portion of a typical network element **100** that receives user data for transmission over a communication network. For example, the communication network may be a wide area network that includes one hundred or more network elements interconnected to form various network transmission paths. At each network element, data signals may be added or dropped from the network, thereby allowing data signals to be added to the network at a source network element and dropped from the network at a destination network element that may be some distance away

2

from the source. Data signals added to the network may be received at the source network element in one of several protocols, where each protocol has an associated data rate. For clarity purposes, only the transmission portion of the network element **100** is shown, however, a receive portion may exist that has corresponding functional blocks to reverse the pretransmission process.

The network element **100** includes a network protocol processor **102** that is coupled to the communication network and capable of transmitting data using a selected network protocol for high-speed transmission over the communication network. For example, the communication network may be a SONET network and the network protocol may be the OC-48 protocol.

The network element **100** is shown receiving three packet streams for transmission, where each packet stream is encoded using a different transmission protocol. For example, packet stream **1** is encoded using protocol A, packet stream **2** is encoded using protocol B, and packet stream **3** is encoded using protocol C. For example, protocol A may be the FibreChannel protocol, protocol B may be the ESCON protocol, and protocol C may be the GigE protocol.

The network element **100** includes a protocol A receiver **104**, a protocol B receiver **106**, and a protocol C receiver **108**. The components **104**, **106**, and **108** are capable of receiving data encoded in the various transmission protocols for transmission over the network.

The components **104**, **106**, and **108** are coupled to corresponding packet interpreters **110**, **112**, and **114** that operate to interpret or extract data from each stream. The data output from the packet interpreters **110**, **112**, and **114** are coupled to the network protocol processor **102** that re-encodes the data into the high-speed network protocol for transmission over the network. The reverse of the above process is needed at each receiving network element to extract the received data from the network protocol and re-encode the data back into its original protocol.

As demonstrated above, one problem with current systems is that separate packet interpreters are used for each data protocol received. For example, the network element **100** is required to have a specific packet interpreter for each received data stream, since each stream is encoded using a different protocol. This adds complexity to the network element and limits its flexibility since the network element must be set up in advance to receive and interpret specific data stream protocols. Furthermore, this complexity and cost extends to both the transmitting and receiving network elements.

Another problem with current systems is that to interpret the packets of each protocol, data buffering may be required to temporarily store the interpreted data before or during the interpreting or re-encoding processes. The data buffering introduces data latency, since data contained in each interpreted packet now takes additional time to reach its final destination.

Therefore, it is desirable to have a system that allows data streams, encoded using different and relatively low-speed transmission protocols, to be transported over a communication network using a high-speed network protocol without having a special interpreter for each protocol and without introducing additional data latency due to delays that occur during packet interpretation and re-encoding as provided by current systems.

SUMMARY OF THE INVENTION

The present invention includes a system for transporting one or more sub-rate data streams over a communication network using a selected network protocol. The system can receive the sub-rate data streams encoded using different protocols and transparently frame these data streams into a data payload that is loaded into a network frame and transmitted over a high-speed communication network using a network protocol. The system frames the sub-rate streams without using protocol interpreters to interpret the sub-rate data, and in doing so, avoids the problems of complexity, cost and data latency present in conventional systems.

In one embodiment, the system frames data streams that are not aligned (i.e., encoded with different protocols) into a network payload without having to interpret the data streams. The system supports different data protocols and includes a sub-rate protocol processor that transparently frames multiple sub-rate data into a high-speed network data stream with low data latency. In one embodiment, the system combines different sub-rate data received at a source network element, to form a high-speed data stream for network transmission to a destination network element. In another embodiment, the system can effectively switch sub-rate data from network element to network element, since sub-rate data can be selectively added or dropped from the high-speed network data stream at any selected network element.

In one embodiment, the system is comprised of a first circuit pack and associated software, located at a source network element, that operates to receive one or more sub-rate data streams that use any of several different protocols and frame the sub-rate data streams into a payload for transmission over a communication network using a high-speed transmission protocol. The system also includes a second circuit pack and associated software, located at a destination network element, that operates to receive the payload from the communication network and de-frame the payload to reassemble the sub-rate data streams in their original protocol.

In one embodiment of the invention, apparatus is provided for transmitting a sub-rate data stream over a communication network that uses a selected network protocol. The sub-rate data stream having an associated sub-rate protocol. The apparatus comprising a rate adapter coupled to receive the sub-rate data stream and operable to adapt a rate characteristic associated with the sub-rate protocol to a rate characteristic associated with the selected network protocol to generate a rate-adapted data stream from the sub-rate data stream. The apparatus also comprises a payload framer coupled to receive the rate-adapted data stream and operable to frame the rate-adapted data stream into a payload for transmission over the communication network using the selected network protocol.

In another embodiment of the invention, apparatus is provided for receiving a sub-rate data stream over a communication network that uses a selected network protocol. The sub-rate data stream having an associated sub-rate protocol. The apparatus comprising a payload de-framer coupled to receive a payload transmitted over the communication network using the selected network protocol and to de-frame the payload into a rate-adapted data stream that is representative of the sub-rate data stream. The apparatus also comprising a rate adapter coupled to receive the rate-adapted data stream and operable to adapt a rate characteristic associated with the selected network protocol to a rate

characteristic associated with the sub-rate protocol to generate the sub-rate data stream from the rate-adapted data stream.

In another embodiment of the invention, a method is provided for transmitting a sub-rate data stream over a communication network that uses a selected network protocol. The sub-rate data stream has an associated sub-rate protocol. The method comprising steps of adapting a rate characteristic associated with the sub-rate protocol to a rate characteristic associated with the selected network protocol to generate a rate-adapted data stream from the sub-rate data stream, and framing the rate-adapted data stream into a payload for transmission over the communication network using the selected network protocol.

In another embodiment of the invention, a method is provided for receiving a sub-rate data stream over a communication network that uses a selected network protocol. The sub-rate data stream has an associated sub-rate protocol. The method comprises steps of de-framing a payload transmitted over the communication network using the selected network protocol into a rate-adapted data stream that is representative of the sub-rate data stream, and adapting a rate characteristic associated with the selected network protocol to a rate characteristic associated with the sub-rate protocol to generate the sub-rate data stream from the rate-adapted data stream.

BRIEF DESCRIPTION OF THE DRAWINGS

The foregoing aspects and the attendant advantages of this invention will become more readily apparent by reference to the following detailed description when taken in conjunction with the accompanying drawings wherein:

FIG. 1 shows a portion of a typical network element used to receive and transmit sub-rate data streams;

FIG. 2 shows a portion of a communication network that includes a sub-rate data protocol processor constructed in accordance with the present invention;

FIG. 3 shows a detailed diagram of the sub-rate data protocol processor shown in FIG. 2;

FIG. 4 shows one embodiment of a de-serializer constructed in accordance with the present invention;

FIG. 5 shows one embodiment of a transmit rate adapter constructed in accordance with the present invention;

FIG. 6 shows one embodiment of a payload framer constructed in accordance with the present invention;

FIG. 7 shows a diagram of typical SONET frame;

FIG. 8 shows one embodiment of a data payload constructed in accordance with the present invention;

FIG. 9 shows one embodiment of a payload de-framer constructed in accordance with the present invention;

FIG. 10 shows one embodiment of a receive rate adapter constructed in accordance with the present invention; and

FIG. 11 shows one embodiment of a serializer constructed in accordance with the present invention.

DETAILED DESCRIPTION OF THE INVENTION

The present invention includes a system for transporting one or more sub-rate data streams over a communication network using a selected network protocol. One or more embodiments included in the present invention will now be described, however, it is possible to make changes and variations to the described embodiments without deviating from the scope of the present invention.

5

The terms “sub-rate data” or “sub-rate data stream” are used herein to describe data that utilizes a protocol that is different from a network protocol used to transmit data over a communication network. The terms also refers to a data stream, to be transmitted over a communication network, that has an effective data rate equal to or less than a data rate associated with the communication network protocol. The effective data rate is the rate of the data stream after taking into account any rate reducing processes, such as data compression or encoding.

Furthermore, the term “data” is used herein in a generic sense to mean virtually any type of information such as, numerical information, voice, video, audio, or any other type of information that can be transported over a communication network. Therefore, embodiments included in the present invention are not limited and may be used in conjunction with transporting virtually any type of information.

FIG. 2 shows a portion of a communication network **200** that includes sub-rate data protocol processors constructed in accordance with the present invention. The communication network **200** includes a network fabric **202** that provides network transmission paths between network elements within the fabric that allow data to be routed throughout the fabric **202**. The communication network may be an optical or electrical network that uses optical or electrical transmission links. The network may also include wireless transmission links so that network **200** may be comprised, wholly or partially, of optical, electrical or wireless systems and transmission paths in any combination. Furthermore, the communication network **200** may comprise any type of network architecture. For example, the network **200** may be a point to point network, ring network or a mesh network. Thus, embodiments of the invention are suitable for use with virtually any type of network architecture implemented using any communication technology, i.e., optical, electrical, wireless, etc.

A first network element **204** is coupled to the fabric **202** via a first high-speed bi-directional communication link **206**. A second network element **208** is coupled to the fabric via a second high-speed bi-directional communication link **210**. The network elements **204**, **208** can use their respective connections to the fabric **202** to transmit data to each other using a high-speed network protocol. For example, the communication network may comprise an STS-48 protocol carried over fiber and each bi-directional link can transmit and receive data at approximately 2.5 gigabits per second. However, the invention is not limited to use with a particular type of communication network, and as a result, one or more embodiments of the present invention are suitable for use with virtually any type of communication network.

The network elements **204**, **208** include sub-rate protocol processors **212**, **214**, respectively, that are constructed and operated in accordance with the present invention. The sub-rate protocol processors operate to transmit and receive sub-rate data streams encoded using one of many possible protocols. Received sub-rate data streams are combined into a high-speed network protocol for transmission over the communication network. Network interfaces **216**, **218** are used to interface the sub-rate protocol processors to the network fabric **202**.

As shown in FIG. 2, the sub-rate protocol processor **212** receives as input, data stream **1** and data stream **2**. The data streams are encoded using protocol C and protocol D, respectively. For the purposes of clarity, it will be assumed that protocol C is the FC protocol and that protocol D is the GigE protocol. Thus, data stream **1** is received at approximately 1.0625 Gigabits per second and data stream **2** is

6

received at approximately 1.25 Gigabits per second. However, the sub-rate protocol processor **212** is not limited to receiving only data having these protocols. In fact, the sub-rate protocol processors are operable to receive data using virtually any protocol.

In accordance with the present invention, the sub-rate protocol processor **212** receives data streams at inputs referred to as input tributaries **220**. The number of input tributaries **200** provided by the sub-rate protocol processor **212** is scalable so that varying numbers of sub-rate data streams may be received. The received sub-rate data streams are framed into one output stream for transmission over the communication network. For example, if the communication network is a SONET network using OC-48, the bi-directional link **206** can transmit data over the communication network at approximately 2.5 gigabits per second. In accordance with the present invention, data stream **1** and data stream **2** can be transparently framed to form a single high-speed data stream for transmission over the network. For example, data stream **1** has a data rate of approximately 1.0625 Gigabits per second and data stream **2** has a data rate of approximately 1.25 Gigabits per second, which means that the two data streams can be framed together to form a single stream that can be transmitted within the approximately 2.5 gigabits per second available over the bi-directional link.

Therefore, one or more embodiments of the present invention allow one or more sub-rate data streams to be framed to form a single data stream for transmission over a communication network. This process is scalable to any number of input tributaries and data rates, so that any combination of input data streams may be combined for transmission as long as the combined data rate (accounting for encoding or compression) is less than or equal to the transmission rate available over the bi-directional link. Thus, although described with reference to two input data streams utilizing the FC and GigE protocols, any number of data streams using any types of transmission protocols can be combined provided the overall data rate can be supported by the transmission speed of the network (i.e., the condition described above is met). Furthermore, any type of compression or encoding scheme can be used on the sub-rate data streams to meet the above-described condition.

At the receiving network element **208**, the sub-rate protocol processor **214** receives the high-speed data stream via the interface **218**, de-frames the data, and forms output data streams at output tributaries **222** that have the same protocol as the corresponding input streams received at the transmitting network element **204**. For example, data stream **1** was received using the FC protocol at the transmitting network element **204**, and will be output in that same protocol from the receiving node **208** at one of the output tributaries **222**.

Therefore, one or more embodiments of the present invention provide a system that receives one or more sub-rate data streams, frames the received sub-rate streams to form a single high-rate data stream, transmits the high-rate data stream over a communication network, receives the high-rate data stream at a receiving network element, de-frames the high-rate data streams and outputs the sub-rate data streams at the receiving network element using the same protocol as initially received. The system is scalable to allow a varying number of sub-rate streams using a variety of protocols to be framed into a single high-rate stream for network transmission.

The above-described embodiment illustrates how sub-rate data streams having the same source and same destination network elements can be combined and transmitted over a

high-speed network communication link. However, in one or more embodiments of the invention, the sub-rate data streams may have different source or destination network elements. In this case, it is possible to switch a sub-rate data stream at selected network elements, and in doing so, selectively frame and de-frame that sub-rate data stream with other sub-rate data streams. For example, if two sub-rate streams at a source network element have different destinations, the two sub-rate streams may be framed together and transmitted via a high-speed network link to a first network element, whereat the sub-rate streams are de-framed (and possibly framed with other sub-rate streams) and switched to second and third network elements, respectively. In effect, the sub-rate streams may travel from network element to network element either alone or combined with one or more other sub-rate streams. Thus, one or more embodiments of the present invention can be flexibly implemented to handle the transmission of sub-rate data streams from any source and to any destination in the network, thereby creating a flexible sub-rate data switching system.

FIG. 3 shows detailed diagrams of the sub-rate protocol processors 212 and 214 of FIG. 2. In accordance with the invention, the sub-rate protocol processors may be implemented in many configurations. For example, the sub-rate protocol processors may be implemented in software, hardware, or a combination of both. The hardware may comprise logic, hardware processors, central processing units (CPU), programmable gate arrays (FPGA) or any other type of hardware circuit or system. The software may comprise software in the form of low-level drivers provided in machine code or assemble language, or high-level software provided in a high level programming language, such as C++. However, virtually any software compatible with the selected hardware may be used in accordance with the present invention.

The sub-rate protocol processor 212 includes an input physical layer interface 302, a de-serializer 304, a transmit rate adapter 306, a payload framer 308 and a network framer 310. The sub-rate protocol processor 214 includes an output physical layer interface 312, a serializer 314, a receive rate adapter 316, a payload de-framer 318 and a network de-framer 320. For the purposes of this description, it will be assumed that the sub-rate protocol processor 212 outputs data over network connection 322 for receipt by the sub-rate protocol processor 214. The network connection 322 is a communication path available within the network fabric 202 as described above.

Referring now to sub-rate protocol processor 212, the input physical layer interface 302 includes receive logic to receive the data streams 1 and 2 at tributaries 220. The received data streams may use virtually any protocol, such as the Internet Protocol (IP), the ESCON protocol, the GigE protocol, or the FC protocol. The receive logic receives the data streams via any type of input connection. For example, the data streams may be received via an optical single mode fiber connection, a multi-mode fiber connection, an electronic connection or wireless connection. The interface 302 receives the data streams 1 and 2 as serial data and buffers these data streams to produce buffered serial streams 340. In the described embodiment, it will be assumed that the received data streams 1 and 2 are provided by a source external to the sub-rate protocol processor 212. In other embodiments, described in other sections of this document, one or more received sub-rate data streams are received directly from the network itself, in one case, as a result of sub-rate data stream switching function.

The de-serializer 304 receives the buffered serial data streams 340 and forms parallel data streams 342 that are coupled to the transmit rate adapter 306. The de-serializer 304 includes a clock and data recover (CDR) circuit (not shown) that recovers a clock signal associated with each data stream. The de-serializer 304 may optionally include compressor and/or encoder logic (not shown) that compresses and/or encodes the buffered serial data stream 340 to form the parallel data streams 342 having a selected bit width. For example, if the buffered serial streams 340 contain data having a bit width of ten bits, the compressor/encoder logic compresses this data to parallel data having, for example, eight bits of data and one control bit for a bit-width of nine bits. The compressor/encoder logic may use any type of compression or encoding method to compress the bit width of the buffered serial data 340 to any desired bit width, and/or add parity bits or other fault detection/correction bits.

Performance monitors 344, 346 measure a quality indicator relative to the parallel data streams 342 they are monitoring. This provides a way for the quality of a data stream to be monitored before transmission over the communication network. Although not necessary, the performance monitoring may be protocol dependent, so that given a specific received data protocol; a particular performance monitor can be used to monitor that particular stream. For example, the throughput, packet type, packet number or any other protocol or data characteristic can be monitored.

The transmit rate adapter 306 receives the parallel data streams and inputs these streams into first-in-first-out (FIFO) registers (not shown) that are used to adjust timing differences between the clock associated with a particular received parallel sub-rate data stream and the clock associated with the network transmission protocol. As a result, rate-adapted data 348 is generated. For example, the received data stream may utilize the ESCON protocol having a data rate of 200 megabits per second and the network may be a SONET network that transmits data at 2.5 gigabits per second. In this case, the transmit rate adapter 306 operates to load and unload the FIFO registers to adjust the received data stream to the transmit rate of the SONET network as indicated by clock 349. In doing so, the shape of the received data stream is maintained and by minimizing the FIFO depth, data latency can be minimized. Additionally, stuffing opportunities can occur where the system removes additional data from the FIFOs for transmission based on FIFO fill levels and rate adaptation information. A more detailed discussion of stuffing opportunities is provided in another section of this document.

The payload framer 308 operates to receive rate-adapted data streams 348 and to frame these streams into a payload 350 for transmission over the network. For example, if the communication network is using a SONET protocol, then the data streams are framed into a SONET payload in accordance with the present invention. In addition, the payload framer 308 may include additional information within the created payload. Below is a partial list of information that may be included in the payload by the payload framer 308 for transmission over the network.

1. Framing information to recognize the start of the frame.
2. CRC information to ensure frame validity and prevent corruption.
3. Stuffing opportunity data for rate adaptation.
4. Status information regarding the remote node (transmitter).
5. Signaling channel built into frame to send signaling messages.

The network framer **310** receives the payload **350** created by the payload framer **306** and incorporates it into a network transmission frame **355** that is transmitted over the network link **322**. For example, if the network transmits data using a SONET protocol, then the network framer **310** is a SONET framer that receives the payload **350** created by the payload framer **308** and incorporates the received payload into a SONET frame for transmission over the communication network. In one or more embodiments of the invention, any type of SONET framer is suitable for use as the network framer **310**, since there is no data interpretation and the payload received for transmission is already in a format suitable for incorporation into a SONET frame. Furthermore, any upgrades to the network framer **310** will be fully compatible since the role of the network framer **310** is to simply incorporate the payload **350** created by the payload framer **308** into a network frame for transmission over the network. For example, the network frame is transmitted over the network link **322** from the transmitting network element **204** to the receiving network element **208**. Furthermore, the network framer **310** can be any type of network framer that allows a data payload to be transmitted over a communication network. Thus, the invention is not limited to use with any particular network protocol. In fact, one or more embodiments of the invention are suitable for use with virtually any network protocol. Thus, the network framer **310** is used to implement the selected network protocol.

Once the network frame **355** is received at the receiving sub-rate protocol processor **214**, it is input to the network de-framer **320**. The network de-framer **320** removes the payload **350** from the network frame and outputs the payload to the payload de-framer **318**.

The payload de-framer **318** de-frames the payload, to remove control and status information, and de-frames the rate-adapted data **348** for input to the receive rate adapter **316**.

The receive rate adapter **316** includes receive FIFOs (not shown) that are used to receive the rate-adapted data streams **348**. The receive FIFOs are used to adjust the rate of the rate-adapted data streams using local clock signals and to minimized data latency. For example, the rate-adapted data streams **348** are rate adjusted using the FIFOs and local clocks **352**, **354** so that the data streams have the same timing as when received at the transmitting network element. The resulting parallel data streams **342** are input to the serializer **314**.

The serializer **314** operates to expand and/or decode the parallel data streams **342**, if necessary, and to serialize the data. For example, the de-serializer **304** may have compressed or encoded the data streams before transmission over the network. In one embodiment of the invention, data streams are received at the transmitting sub-rate protocol processor **212** having a bit width of ten bits and are compressed to have a bit width of nine bits before transmission. In this case, the serializer **314** operates to uncompress the data to restore the bit width of the data back to ten bits. The serializer **314** serializes the data so that the parallel data streams **342** received from the receive rate adapter **316** are converted to the serial data streams **340**. As a result, the serial data streams **340** at the receiving network element have the same timing, shape and jitter pattern as when these data streams were received at the transmitting network element.

The physical layer interface **312** receives the serial data streams **340** from the serializer **314** and provides buffered output data streams at shown at output tributaries **222**. As a result, users at the receiving sub-rate protocol processor **214**

receive the data streams **1** and **2** having the identical data shape and protocol as when the streams were received at the transmitting sub-rate protocol processor **212**. Although described with reference to transporting two sub-rate data streams, in one or more embodiments of the invention, it is possible to transport one or more sub-rate data streams so long as the effective data rate of the streams can be supported by the transmission rate of the communication network.

FIG. **4** shows a detailed block diagram of the de-serializer **304** constructed in accordance with the present invention. The de-serializer **304** receives the two serial data streams (**1** and **2**), however, the de-serializer **304** may be adapted to receive any number of sub-rate data streams according to the number of streams that are to be framed for transmission over the communication network.

The de-serializer **304** includes CDR logic **402**, **404** that separates data and clock for each received data stream. It is possible to use any type of CDR logic to perform this function. The de-serializer **304** also includes serial to parallel conversion logic **406**, **408** that convert the received serial data streams (**1** and **2**) into parallel data streams, respectively. The parallel data streams have associated parallel clocks and both the parallel data and clocks are input to optional compression logic **414** and **416**, respectively. The compression logic, if used, is operable to compress the parallel data to form parallel output streams **1** and **2**. For example, the parallel data may be ten bits wide and the compression logic may operated to compress this ten-bit wide data to form parallel output streams that are nine bits wide. In one embodiment, the compression logic **414**, **416** is optional so that no compression is performed on the parallel data streams. Although described as compression logic, it is possible to use any type of compression or encoding method to operate on the parallel data to form the parallel output streams **1** and **2** that have compressed data and/or special encoding, for example, added parity bits.

Optional performance monitors **344**, **346** monitor the parallel output streams for quality. For example, the performance monitors detect whether errors from the compression process have occurred and provide performance indicators **422**, **424** as feedback to the compression logic. The performance monitors may also monitor other characteristics of the parallel output streams. For example, the performance monitors may be protocol dependent, so that given a specific received data protocol; a particular performance monitor can be used to monitor that particular stream. For example, the performance monitors **344**, **346** can monitor throughput, packet type, packet number or any other protocol or data characteristic. The parallel output streams (**1** and **2**) and associated clocks are then output to the transmit rate adapter **306**.

FIG. **5** shows a detailed diagram of a portion of the transmit rate adapter **306** constructed in accordance with the present invention. Since the rate adapter **306** performs a similar process on all the parallel data streams received from the de-serializer **304**, a description of only a portion of the rate adapter **306** is provided for clarity purposes to describe the processing of one parallel data stream.

The transmit rate adapter **306** receives parallel data streams (for example, stream **1** and its associated parallel clock) from the de-serializer **304** and produces a rate-adapted stream **348** in accordance with the present invention. Since this process can be extended to all parallel streams received from the de-serializer **304**, only the processing of one stream is described in detail.

The transmit rate adapter **306** includes FIFO **502**, FIFO control logic **504**, output logic **506** and a transmit rate adaptation controller **508**. The FIFO **502** receives the parallel data stream **1** from the de-serializer **304** and stores the data in its internal registers. The FIFO control logic **504** receives the parallel clock **1** and a network clock that is representative of the network transmission rate based on the network protocol in use. The FIFO control logic produces a load signal that loads the parallel data stream into the FIFO **502**. The FIFO control logic also produces an unload signal that unloads the parallel data from the FIFO **502** via a FIFO output **510**. The FIFO control logic **504** produces the load and unload signals under the control of the transmit rate adaptation controller **508**. The rate adaptation controller **508** provides FIFO control signals to the FIFO control logic **504** via control line **512**.

The output logic **506** receives rate adapted stream data from the FIFO **502** and outputs the rate-adapted data stream as shown at **348**. The controller **508** controls the flow of data from the FIFO to the output logic **506** and can insert stuffing opportunity data into the rate-adapted stream data. Stuffing opportunity data is additional parallel data read from the FIFO and inserted into the rate-adapted data stream based on FIFO fill levels. By inserting stuffing opportunity data, the rate adapter adapts the rate of the received parallel data stream to the network rate by maintaining the fill level in the FIFO **502** at a selected level.

In one embodiment, the controller **508** provides a stuffing opportunity control signal **514** to the FIFO control logic to indicate that additional parallel data is to be unloaded from the FIFO to the output logic. In addition, the controller **508** provides a stuffing opportunity indicator **516** to the payload framer **308** to indicate this condition. The stuffing opportunity is based on the fill level of the FIFO **502**. If the FIFO **502** begins to overflow or exceed a selected data fill level, then additional data will be removed from the FIFO and sent out as stuffing opportunity data, thereby allowing the adaptation controller **508** to control the fill level of the FIFO **502**. Thus, the rate adaptation controller **508** performs rate adaptation by controlling the fill level of the FIFO **502**.

FIG. **6** shows a detailed diagram of one embodiment of the payload framer **308** constructed in accordance with the present invention. The payload framer **308** includes stream receivers **602**, **604**, output logic **606** and payload frame controller **608**. The receivers **602**, **604** receive rate-adapted stream data from the transmit rate adapter **306**. For example, the framer **308** is shown receiving rate-adapted stream data for streams **1** and **2** that have been generated by the transmit rate adapter **306**. The framer **308** receives the rate-adapted streams and frames them into the network payload **350** for transmission over the communication network. Although only two rate-adapted streams are shown, it is possible that the framer **308** receives more or less rate-adapted streams to frame depending upon how many streams are to be framed into the network payload.

The receivers **602** and **604** are coupled to the output logic **606** so that received rate-adapted stream data may be used to form the network payload data **350** that is produced by the output logic **606**. The frame controller **608** controls the operation of the receivers via control lines **612**, **614**. The frame controller **608** uses the control lines **612**, **614** to control the flow of data from the receivers **602**, **604** to the output logic **606**. The frame controller **608** is also coupled to the output logic **606** and can provide control or other information to the output logic via control line **616**. For example, the frame controller **608** controls how the network

payload data is formed from the received stream data and can insert control, status or other information into the payload.

The frame controller **608** also receives the stuffing opportunity indicator **516** that indicates that additional data has been added to one or both of the rate adapted streams to adjust FIFO fill levels. The frame controller uses the indicator **516** to place the additional stuffing data into the payload **350**.

In one embodiment, the frame controller allows selected data from each stream receiver to be output as part of the network payload data **350**. In this fashion, the frame controller determines how the received rate-adapted stream data forms the network payload. Included in this process is the ability of the frame controller to insert various control and frame data into the network payload. For example, the frame controller may insert header data at the beginning of the network payload followed by the received rate-adapted stream data mapped into selected locations of the network payload. The stuffing data, if any, is also placed into the payload. Thus, the framer **308** is operable to create virtually any kind of network payload from the received rate-adapted stream data. A more detailed description of the network payload is provided in another section of this document.

FIG. **7** shows a diagram of a typical SONET data frame **700** for transmission over a communication network that uses the SONET protocol, for example, the OC-48 protocol. The data frame comprises data bytes arranged as 9 rows by 4320 columns. The data frame **700** includes section overhead data **702**, line overhead data **704** and path overhead data **706**. The frame **700** also includes a synchronized payload envelope (SPE) **708** that is used to transport payload data. For example, data representing voice or streaming media content can be transported over the network using a sequence of the SONET frame **700** where the SPE contains the voice or media content to be transported. In one or more embodiments of the present invention, multiple sub-rate data streams are transparently framed into the SPE for transmission over a communication network.

FIG. **8** shows an exemplary representation of network payload **350** created by the payload framer **308** for insertion into the SPE of the typical SONET frame **700** of FIG. **7**. The payload **350** includes a status and control portion **802**, a rate matching portion **804**, and the remaining data is payload data **806**. The rate matching portion **804** is similar to the data payload **806** and includes additional rate-adapted data to be carried over the frame. The payload data **806** represents the rate-adapted stream data received by the framer **308**. For example, in the payload **350**, stream **1** data and stream **2** data are alternately used to fill the payload data **806** portion. Occasionally, portions of the payload are unused as shown in FIG. **8**.

The payload framer **308** creates the network payload **350** by first inserting the status and control portion **802** and the rate matching portion **804** into the payload **350**. This is accomplished, for example, by the frame controller **608** using control line **616** to input this information to the output logic **606** for inclusion into the payload data **350**. Next, the stream data **1** and **2** are alternately inserted into the payload data **350**. This is accomplished, for example, by the frame controller **608** using control lines **612** and **614** to alternately control the receivers **602** and **604** to transmit their associated stream data to the output logic **606** for inclusion into the payload data **350**. Thus, the operation of the framer controller **608** results in the formation of the exemplary network payload **350** shown in FIG. **8**.

The status and control information **802** includes a frame marker **812**, stuffing control data **808**, and stuffing data **810**. The frame marker **812** indicates the start of a frame. The stuffing control data **808** is used to provide information about how much stuffing data is present in the frame. For example, the stuffing control data **808** may comprise two bytes of data that indicate how many bytes of stuffing data are included in the frame. The stuffing data **810** comprises stream data that is in addition to the stream data that is loaded into the payload data **806**. The stuffing data is used to maintain a selected fill level of the FIFO **502** to provide rate adaptation as described above. During operation of the payload framer **308**, a determination is made when forming each payload **350** to determine how much stuffing data will be included in the frame. The stuffing data needed to adjust the FIFO to a selected level is then placed in the status and control information **802** as described above.

In the above-described operation, the rate-adapted streams (**1** and **2**) are alternately inserted into the payload data portion **806**. However, in other embodiments of the present invention, the stream data is not alternately inserted, but instead, it is inserted at selected ratios. The ratios are selected based on the protocol and data rate of the received sub-rate streams and the network protocol used for transmitting the network payload **350** over the communication network. For example, if the network is a SONET network using the OC-48 protocol, data is transmitted over the network at approximately 2.5 gigabits per second and the insertion of the rate-adapted stream data into the network payload depends on the data rates of the sub-rate streams. If there are two received sub-rate streams to be transmitted, and one of those sub-rate streams utilizes the GigE protocol and the other sub-rate stream utilizes the FC protocol, the GigE sub-rate stream has a data rate of approximately 1.0 gigabits per second and the FC sub-rate stream has a data rate of approximately, 0.2 gigabits per second. Therefore, to transmit the two sub-rate streams requires a bandwidth of approximately 1.2 gigabits per second, which is well within the available bandwidth of the OC-48 protocol (i.e., 2.5 gigabits per second). Furthermore, the sub-rate stream data will be framed into network payload **350** at a rate of five to one. That is to say, five bytes of rate-adapted GigE protocol stream data will be framed into the network payload **350** for every one byte of the rate-adapted FC protocol stream data.

By applying the above described technique to other sub-rate protocols, it is possible to determine what sub-rate stream combinations can be framed into a given network payload and at what ratio. This provides a robust approach for transmitting sub-rate streams since it is not necessary to interpret the sub-rate data of different protocols. Furthermore, the system includes the ability to compress or encode the sub-rate data so that, for example, even accounting for some additional overhead, two GigE sub-rate streams can be framed into an OC-48c data payload. The system's compressing capability includes quality checks to detect errors and also allows control and signaling information to be framed into the network payload for transmission with the sub-rate data.

Once the SPE of the network frame is loaded with the payload data **350**, the frame is transmitted over the network via the network transmission path shown at **322**. The transmitted sub-rate data is received by the receiving network element. The receiving network element includes the sub-rate protocol processor **214** that reverses the process performed by the sub-rate protocol processor **212** to de-frame the sub-rate data from the network payload. The sub-rate protocol processor **214** restores the sub-rate data to their

original protocol, so that the data has the same protocol and maintains the same shape, jitter and other signal characteristics as when received at the protocol processor **212**.

FIG. **9** shows one embodiment of the payload de-framer **318** constructed in accordance with the present invention. For the following description, it will be assumed that the sub-rate data streams **1** and **2** were framed into a network transmission by sub-rate protocol processor **212**. The network transmission was via the network connection **322** to sub-rate protocol processor **214**, where the network de-framer **320** removed the payload **350** and provided this payload to the payload de-framer **318**.

The payload de-framer includes receive logic **902**, rate adapted stream transmitters **904**, **906**, and a payload de-framer **908**. The receive logic **902** receives the payload **350** from the network de-framer **320**. The payload de-framer **908** provides control information to the receive logic **902**, via line **910**, to control how the sub-rate data streams are unpacked from the payload **350**.

The payload de-framer **908** includes frame acquisition logic to determine the start of a payload frame in the received payload **350**. The payload controller **908** is also coupled to the stream transmitters **904**, **906** via control lines **912** and **914**, so that the controller **908** can control how sub-rate data streams output from the receive logic **902** on lines **916**, **918** are processed by the transmitters **904**, **906**. Thus, once the start of a frame is detected, the payload de-framer operates to de-frame the received payload **350** to produce rate adapted sub-rate streams **348**.

FIG. **10** shows one embodiment of a receive rate adapter **316** constructed in accordance with the present invention. For the purposes of clarity, only a portion of the receive rate adapter **316** is shown to demonstrate the processing of one sub-rate data stream (**348**) received from the payload de-framer **318**. Additional sub-rate data streams may be processed in a similar fashion.

The receive rate adapter **316** includes receive logic **1002**, FIFO **1004**, FIFO control logic **1006** and receive rate adaptation controller **1008**. The receive logic **1002** receives the rate adapted data stream **348** from the payload de-framer **318** and provides parallel data to the FIFO **1004** via path **1010**. The FIFO control logic **1006** receives clock input **1012** from the local clock source **352** and a network clock **1014** to produce a load signal **1016** and an unload signal **1018** to the FIFO **1004**. The FIFO unloads the parallel data **342** at a rate that corresponds to the initial protocol of the sub-rate data stream. The receive rate adaptation controller **1008** provides control to the receive logic **1002**, via control line **1020**, and to the FIFO control logic **1006**, via control line **1022**. Additionally, the controller **1008** provides a stuffing control line **1024** to the FIFO control logic **1006** so that any stuffing opportunity data may also be output from the FIFO **1004**. Thus, the receive rate adapter **316** operates to receive parallel rate-adapted sub-rate data streams (i.e., stream **348**) to produce parallel sub-rate data streams (i.e., stream **342**) that have timing that corresponds to the protocol associated with the sub-rate data stream.

In one embodiment, the local clock **352** includes an optional voltage controlled oscillator (VCO) to generate the clock input **1012** to the FIFO control logic **1006**. The frequency of the VCO is set by a VCO control signal **1026** that is output from the adaptation controller **1008**. This arrangement allows the clock input **1012** to be derived from network parameters (i.e., a recovered clock) under the control of the adaptation controller **1008**, thereby providing added flexibility allowing the rate adapter **316** to handle virtually any sub-rate protocol whether or not packet based.

FIG. 11 shows one embodiment of the serializer 314 constructed in accordance with the present invention. The serializer 314 includes optional decompression logic 1102, 1104, and parallel to serial conversion logic 1106, 1108. The serializer 314 operates to receive parallel sub-rate data streams from the receive rate adapter 316 and to convert these parallel streams to serial data streams. The optional decompression logic 1102, 1104 provides for decompressing the parallel streams if they were previously compressed or encoded by the de-serializer 304. The parallel to serial conversion logic 1106, 1108 converts the parallel data streams to serial data streams 340 that are input to the physical layer interface 312.

Thus, the parallel data streams are converted to serial data and output at the receive sub-rate protocol processor 214 via the output tributaries 222 associated with the physical layer interface 312. As a result, the above described system is able to receive sub-rate data streams having associated protocols and transparently frame these streams into a network payload for transmission over a communication network without having to interpret the data in the sub-rate streams. At the receiving end, the network payload is de-framed and the sub-rate data streams are restored in their original protocols. The streams are then available to be used at the receiving network location.

In one embodiment, the system can effectively switch sub-rate data from network element to network element, since sub-rate data can be selectively added or dropped from the high-speed network data stream at any selected network element. Referring again to FIG. 3 therein is shown the sub-rate protocol processors 212 and 214. To implement the sub-rate switching function, sub-rate data received from the network at the protocol processor 214 is de-framed at the payload de-framer 318 and rate adapted by the receive rate adapter 316. The resulting rate-adapted sub-rate data is then input, via path 360, to the transmit rate adapter 306, where it is rate adapted again for input to the payload framer 308. At this point, the sub-rate data may be framed with other sub-rate data for transmission over the communication network. For example, a sub-rate stream received from the communication network may go through the above processing to be framed with another sub-rate stream that was received from a source external to the network element. Thus, it is possible to de-frame and re-frame sub-rate data from network element to network element to effectuate a sub-rate data switching function.

The present invention includes a system for transporting a plurality of sub-rate data streams over a communication network using a selected network protocol. The embodiments described above are illustrative of the present invention and are not intended to limit the scope of the invention to the particular embodiments described. Accordingly, while one or more embodiments of the invention have been illustrated and described, it will be appreciated that various changes can be made therein without departing from the spirit or essential characteristics thereof. Accordingly, the disclosures and descriptions herein are intended to be illustrative, but not limiting, of the scope of the invention, which is set forth in the following claims.

What is claimed is:

1. An apparatus for transmitting a sub-rate data stream over a communication network that uses a selected network protocol, wherein the sub-rate data stream has an associated sub-rate protocol, the apparatus comprising:

a rate adapter coupled to receive an uninterpreted sub-rate data stream and operable to, without interpretation, adapt a rate characteristic associated with a sub-rate

protocol to a rate characteristic associated with a selected network protocol to generate an uninterpreted rate-adapted data stream from the uninterpreted sub-rate data stream, wherein the rate adapter comprises logic to determine a stuffing opportunity that indicates an amount of stuffing data of the uninterpreted rate-adapted data stream to be framed in a payload, wherein the amount of stuffing data is responsive to the uninterpreted sub-rate data stream; and

a payload framer coupled to receive the uninterpreted rate-adapted data stream and operable to frame the uninterpreted rate-adapted data stream into a payload for transmission over a communication network using the selected network protocol;

wherein the sub-rate data stream has an effective data rate equal to or less than a data rate associated with the selected network protocol.

2. The apparatus of claim 1, further comprising a de-serializer having logic to receive a serial version of the sub-rate data stream and form the sub-rate data stream.

3. The apparatus of claim 2, wherein the de-serializer includes a clock recovery circuit that recovers a sub-rate clock associated with the sub-rate data stream, and wherein the sub-rate clock is coupled to the rate adapter.

4. The apparatus of claim 2, wherein the de-serializer includes compression logic to compress the serial version of the sub-rate data stream to form the sub-rate data stream.

5. The apparatus of claim 1, wherein the rate adapter includes a first-in-first-out (FIFO) memory to provide storage for the sub-rate data stream.

6. The apparatus of claim 1, wherein the rate adapter generates a stuffing opportunity indicator that is coupled to the payload framer.

7. The apparatus of claim 6, wherein the payload framer includes logic to receive the stuffing opportunity indicator and frame the stuffing data into the payload based on the stuffing opportunity indicator.

8. The apparatus of claim 1, further comprising a network framer coupled to the payload framer and having logic to receive the payload, frame the payload into a network frame, and transmit the network frame over the communication network using the selected network protocol.

9. An apparatus for receiving a sub-rate data stream over a communication network that uses a selected network protocol, wherein the sub-rate data stream has an associated sub-rate protocol, the apparatus comprising:

a payload de-framer coupled to receive a payload transmitted over a communication network using a selected network protocol and to de-frame the payload into an uninterpreted rate-adapted data stream that is representative of an uninterpreted sub-rate data stream; and

a rate adapter coupled to receive the uninterpreted rate-adapted data stream and operable to, without interpretation, adapt a rate characteristic associated with the selected network protocol to a rate characteristic associated with a sub-rate protocol to generate the uninterpreted sub-rate data stream from the uninterpreted rate-adapted data stream, wherein the rate adapter comprises logic to determine a stuffing opportunity that indicates an amount of stuffing data included in the uninterpreted rate-adapted data stream, wherein the amount of stuffing data is responsive to the uninterpreted sub-rate data stream, and logic to include the stuffing data in the uninterpreted sub-rate data stream;

wherein the sub-rate data stream has an effective data rate equal to or less than a data rate associated with the selected network protocol.

17

10. The apparatus of claim 9, further comprising a serializer coupled to the rate adapter and having logic to receive the sub-rate data and produce a serial version of the sub-rate data stream.

11. The apparatus of claim 10, wherein the serializer includes decompression logic to decompress the sub-rate data stream to form the serial version of the sub-rate data stream.

12. The apparatus of claim 9, further comprising clock logic that provides a local clock signal that is coupled to the rate adapter, wherein the local clock signal is associated with the sub-rate protocol.

13. The apparatus of claim 9, wherein the payload de-framer includes frame acquisition logic to detect a frame marker in the payload.

14. The apparatus of claim 9, further comprising a network de-framer coupled to the payload de-framer and having logic to receive a network frame transmitted over the communication network using the selected network protocol and de-frame the payload from the network frame.

15. A system for transporting a sub-rate data stream over a communication network that uses a selected network protocol, wherein the communication network includes a plurality of interconnected network elements, and wherein the sub-rate data stream has an associated sub-rate protocol, the system comprising:

a transmit rate adapter located at a source network element that is coupled to receive an uninterpreted sub-rate data stream and operable to, without interpretation, adapt a rate characteristic associated with a sub-rate protocol to a rate characteristic associated with a selected network protocol to generate an uninterpreted rate-adapted data stream from the uninterpreted sub-rate data stream, wherein the transmit rate adapter comprises logic to determine a stuffing opportunity that indicates an amount of stuffing data of the uninterpreted rate-adapted data stream to be framed in a payload, wherein the amount of stuffing data is responsive to the uninterpreted sub-rate data stream;

a payload framer located at the source network element that is coupled to receive the uninterpreted rate-adapted data stream and operable to frame the uninterpreted rate-adapted data stream into a payload that is transmitted over a communication network using the selected network protocol;

a payload de-framer located at a destination network element that is coupled to receive the payload transmitted over the communication network using the selected network protocol and to de-frame the payload into the uninterpreted rate-adapted data stream that is representative of the uninterpreted sub-rate data stream; and

a receive rate adapter located at the destination network element that is coupled to receive the uninterpreted rate-adapted data stream and operable to, without interpretation, adapt a rate characteristic associated with the selected network protocol to a rate characteristic associated with the sub-rate protocol to generate the uninterpreted sub-rate data stream from the uninterpreted rate-adapted data stream, wherein the receive rate adapter comprises logic to determine a stuffing opportunity that indicates an amount of stuffing data included in the uninterpreted rate-adapted data stream, wherein the amount of stuffing data is responsive to the uninterpreted sub-rate data stream and logic to include the stuffing data in the uninterpreted sub-rate data stream;

18

wherein the sub-rate data stream has an effective data rate equal to or less than a data rate associated with the selected network protocol.

16. The system of claim 15, further comprising a de-serializer located at the source network element and having logic to receive a serial version of the sub-rate data stream and form the sub-rate data stream.

17. The system of claim 16, wherein the de-serializer includes a clock recovery circuit that recovers a sub-rate clock associated with the sub-rate data stream, and wherein the sub-rate clock is coupled to the transmit rate adapter.

18. The system of claim 16, wherein the de-serializer includes compression logic to compress the serial version of the sub-rate data stream to form the sub-rate data stream.

19. The system of claim 15, wherein the transmit rate adapter includes a first-in-first-out (FIFO) memory to provide storage for the sub-rate data stream.

20. The system of claim 15, wherein the transmit rate adapter includes logic that outputs a stuffing opportunity indicator to the payload framer.

21. The system of claim 20, wherein the payload framer includes logic to receive the stuffing opportunity indicator and frame the stuffing data into the payload based on the stuffing opportunity indicator.

22. The system of claim 15, further comprising a network framer coupled to the payload framer and having logic to receive the payload frame the payload into a network frame and transmit the network frame over the communication network using the selected network protocol.

23. The system of claim 15, further comprising a serializer located at the destination network element and coupled to the receive rate adapter and having logic to receive the sub-rate data stream and produce a serial version of the sub-rate data stream.

24. The system of claim 23, wherein the serializer includes decompression logic to decompress the sub-rate data stream to form the serial version of the sub-rate data stream.

25. The system of claim 15, wherein the receive rate adapter further comprises clock logic that provides a local clock signal that is coupled to the rate adapter, wherein the local clock signal is associated with the sub-rate protocol.

26. The system of claim 15, wherein the payload de-framer includes frame acquisition logic to detect a frame marker in the payload.

27. The system of claim 15, further comprising a network de-framer coupled to the payload de-framer and having logic to receive a network frame transmitted over the communication network using the selected network protocol and de-frame the payload from the network frame.

28. A method for transmitting a sub-rate data stream over a communication network that uses a selected network protocol, wherein the sub-rate data stream has an associated sub-rate protocol, the method comprising steps of:

adapting a rate characteristic associated with an uninterpreted sub-rate protocol to a rate characteristic associated with a selected network protocol, without interpretation, to generate an uninterpreted rate-adapted data stream from the uninterpreted sub-rate data stream, wherein adapting the rate characteristic comprises determining a stuffing opportunity that indicates an amount of stuffing data associated with the uninterpreted rate-adapted data stream to be framed in a payload, wherein the amount of stuffing data is responsive to the uninterpreted sub-rate data stream; and

19

framing the uninterpreted rate-adapted data stream into a payload for transmission over a communication network using the selected network protocol;

wherein the sub-rate data stream has an effective data rate equal to or less than a data rate associated with the selected network protocol.

29. The method of claim **28**, further comprising a step of de-serializing a serial version of the sub-rate data stream to form the sub-rate data stream.

30. The method of claim **29**, wherein the step of de-serializing includes a step of recovering a sub-rate clock associated with the sub-rate data stream.

31. The method of claim **29**, wherein the step of de-serializing includes a step of compressing the serial version of the sub-rate data stream to form the sub-rate data stream.

32. The method of claim **28**, wherein the step of adapting includes a step of storing the sub-rate data stream in a first-in-first-out (FIFO) memory.

33. The method of claim **28**, further comprising a step of generating a stuffing opportunity indicator associated with the stuffing data.

34. The method of claim **33**, wherein the step of framing includes a step of framing the stuffing data into the payload based on the stuffing opportunity indicator.

35. The method of claim **28**, further comprising steps of: framing the payload into a network frame; and transmitting the network frame over the communication network using the selected network protocol.

36. A method for receiving a sub-rate data stream over a communication network that uses a selected network protocol, wherein the sub-rate data stream has an associated sub-rate protocol, the method comprising steps of:

de-framing a payload transmitted over a communication network using a selected network protocol into an uninterpreted rate-adapted data stream that is representative of an uninterpreted sub-rate data stream; and

adapting a rate characteristic associated with the selected network protocol to a rate characteristic associated with a sub-rate protocol, without interpretation, to generate the uninterpreted sub-rate data stream from the uninterpreted rate-adapted data stream, wherein adapting the rate characteristic includes determining a stuffing opportunity that indicates an amount of stuffing data included in the uninterpreted rate-adapted data stream, wherein the amount of stuffing data is responsive to the uninterpreted sub-rate data stream, and including the stuffing data in the uninterpreted sub-rate data stream; wherein the sub-rate data stream has an effective data rate equal to or less than a data rate associated with the selected network protocol.

37. The method of claim **36**, further comprising a step of serializing the sub-rate data stream to produce a serial version of the sub-rate data stream.

38. The method of claim **37**, wherein the step of serializing further comprises a step of decompressing the sub-rate data stream to form the serial version of the sub-rate data stream.

39. The method of claim **36**, wherein the step of adapting includes a step of generating a local clock signal that is associated with the selected network protocol.

40. The method of claim **36**, wherein the step of de-framing includes a step of detecting a frame marker in the payload.

41. The method of claim **36**, further comprising steps of: receiving a network frame over the communication network using the selected network protocol; and de-framing the payload from the network frame.

20

42. A method for transporting a sub-rate data stream over a communication network that uses a selected network protocol, wherein the sub-rate data stream has an associated sub-rate protocol, the method comprising steps of:

adapting a receive-rate characteristic associated with a sub-rate protocol to a transmit-rate characteristic associated with a selected network protocol, without interpretation, to generate an uninterpreted rate-adapted data stream from an uninterpreted sub-rate data stream, wherein adapting the receive-rate characteristic comprises determining a stuffing opportunity that indicates an amount of stuffing data associated with the uninterpreted rate-adapted data stream to be framed in a payload, wherein the amount of stuffing data is responsive to the uninterpreted sub-rate data stream;

framing the uninterpreted rate-adapted data stream into a payload that is transmitted over a communication network using the selected network protocol;

de-framing the payload transmitted over the communication network using the selected network protocol into the uninterpreted rate-adapted data stream that is representative of the uninterpreted sub-rate data stream; and

adapting the transmit-rate characteristic associated with the selected network protocol to the receive-rate characteristic associated with the sub-rate protocol, without interpretation, to generate the uninterpreted sub-rate data streams;

wherein the sub-rate data stream has an effective data rate equal to or less than a data rate associated with the selected network protocol.

43. The method of claim **42**, further comprising a step of de-serializing a serial version of the sub-rate data stream to form the sub-rate data stream.

44. The method of claim **43**, wherein the step of de-serializing includes a step of recovering a sub-rate clock associated with the sub-rate data stream.

45. The method of claim **43**, wherein the step of de-serializing includes a step of compressing the serial version of the sub-rate data stream to form the sub-rate data stream.

46. The method of claim **42**, wherein the step of adapting the receive-rate characteristic includes a step of storing the sub-rate data stream in a first-in-first-out (FIFO) memory.

47. The method of claim **42**, further comprising a step of generating a stuffing opportunity indicator associated with the stuffing data.

48. The method of claim **47**, wherein the step of framing includes a step of framing the stuffing data into the payload based on the stuffing opportunity indicator.

49. The method of claim **42**, wherein the step of framing the rate-adapted data stream further comprising steps of:

framing the payload into a network frame; and transmitting the network frame over the communication network using the selected network protocol.

50. The method of claim **42**, further comprising a step of serializing the sub-rate data stream to produce a serial version of the sub-rate data stream.

51. The method of claim **50**, wherein the step of serializing further comprises a step of decompressing the sub-rate data stream to form the serial version of the sub-rate data stream.

52. The method of claim **42**, wherein the step of adapting the transmit-rate characteristic includes steps of:

determining a stuffing opportunity that indicates an amount of stuffing data included in the rate-adapted data stream; and

including the stuffing data in the sub-rate data stream.

21

53. The method of claim 52, wherein the step of adapting the transmit-rate characteristic includes a step of generating a local clock signal that is associated with the selected network protocol.

54. The method of claim 42, wherein the step of de-framing includes a step of detecting a frame marker in the payload.

55. The method of claim 42, further comprising steps of: receiving a network frame over the communication network using the selected network protocol; and de-framing the payload from the network frame.

56. A network element coupled to a communication network to transmit a sub-rate data stream over the communication network using a selected network protocol, wherein the communication network comprises a plurality of interconnected network elements, and wherein the sub-rate data stream has an associated sub-rate protocol, the network element comprising:

a rate adapter coupled to receive an uninterpreted sub-rate data stream and operable to, without interpretation, adapt a rate characteristic associated with a sub-rate protocol to a rate characteristic associated with a selected network protocol to generate an uninterpreted rate-adapted data stream;

a payload framer coupled to receive the uninterpreted rate-adapted data stream and operable to frame the uninterpreted rate-adapted data stream into a payload for transmission over a communication network using the selected network protocol; and

stuffing logic coupled to the rate adapter and operable to determine a stuffing indicator that indicates an amount of the uninterpreted rate-adapted data stream to be framed in the payload, wherein the stuffing indicator is responsive to the uninterpreted sub-rate data stream;

wherein the sub-rate data stream has an effective data rate equal to or less than a data rate associated with the selected network protocol.

57. A network element coupled to a communication network to receive a sub-rate data stream transmitted over the communication network using a selected network protocol, wherein the communication network comprises a plurality of interconnected network elements, and wherein the sub-rate data stream has an associated sub-rate protocol, the network element comprising:

a payload de-framer coupled to receive a payload transmitted over a communication network using a selected network protocol and to de-frame the payload into an uninterpreted rate-adapted data stream that is representative of an uninterpreted sub-rate data stream;

a rate adapter coupled to receive the uninterpreted rate-adapted data stream and operable to, without interpretation, adapt a rate characteristic associated with the selected network protocol to a rate characteristic associated with a sub-rate protocol to generate the uninterpreted sub-rate data stream from the uninterpreted rate-adapted data stream; and

stuffing logic coupled to the rate adapter and operable to determine a stuffing indicator that indicates an amount of data in the uninterpreted rate-adapted data stream to be included in the uninterpreted sub-rate data stream, wherein the stuffing indicator is responsive to the uninterpreted sub-rate data stream;

wherein the sub-rate data stream has an effective data rate equal to or less than a data rate associated with the selected network protocol.

58. A network element for switching a sub-rate data stream over a communication network that uses a selected

22

network protocol, wherein the communication network includes a plurality of interconnected network elements, and wherein the sub-rate data stream has an associated sub-rate protocol, the network element comprising:

5 a payload de-framer that is coupled to receive a first payload transmitted over a communication network using a selected network protocol and to de-frame the first payload into a first uninterpreted rate-adapted data stream that is representative of an uninterpreted sub-rate data stream;

10 a receive rate adapter that is coupled to receive the first uninterpreted rate-adapted data stream and is operable to, without interpretation, adapt a rate characteristic associated with the selected network protocol to a rate characteristic associated with a sub-rate protocol to generate the uninterpreted sub-rate data stream from the first uninterpreted rate-adapted data stream;

a signal path coupled to the receive rate adapter;

20 a transmit rate adapter that is coupled to the signal path to receive the uninterpreted sub-rate data stream and is operable to, without interpretation, adapt a rate characteristic associated with the sub-rate protocol to a rate characteristic associated with the selected network protocol to generate a second uninterpreted rate-adapted data stream from the uninterpreted sub-rate data stream;

25 a payload framer located at the source network element that is coupled to receive the second uninterpreted rate-adapted data stream and is operable to frame the second uninterpreted rate-adapted data stream into a second payload that is transmitted over the communication network using the selected network protocol;

stuffing logic coupled to the transmit rate adapter and operable to determine a stuffing indicator that indicates an amount of the uninterpreted rate-adapted data stream to be framed in a payload, wherein the stuffing indicator is responsive to the uninterpreted sub-rate data stream; and

40 stuffing logic coupled to the receive rate adapter and operable to determine a stuffing indicator that indicates an amount of data in the uninterpreted rate-adapted data stream to be included in the uninterpreted sub-rate data stream, wherein the stuffing indicator is responsive to the uninterpreted sub-rate data stream;

45 wherein the sub-rate data stream has an effective data rate equal to or less than a data rate associated with the selected network protocol.

59. The network element of claim 58, wherein the sub-rate data stream is a first sub-rate data stream, and wherein the transmit rate adapter further comprises:

50 logic to receive a second sub-rate data stream having a second sub-rate protocol, and wherein the transmit rate adapter is operable to adapt a rate characteristic associated with the second sub-rate protocol to a rate characteristic associated with the selected network protocol to generate a third rate-adapted data stream from the second sub-rate data stream.

60. The network element of claim 59, wherein the payload framer includes logic to receive the third rate-adapted data stream, and wherein the payload framer is operable to frame the second rate-adapted data stream and the third rate-adapted stream into a third payload that is transmitted over the communication network using the selected network protocol.