



US007040982B1

(12) **United States Patent**  
**Jarvis et al.**

(10) **Patent No.:** **US 7,040,982 B1**  
(45) **Date of Patent:** **May 9, 2006**

(54) **FINANCIAL TRADING GAME**

5,205,555 A 4/1993 Hamano  
5,342,047 A 8/1994 Heidel et al.  
5,456,465 A 10/1995 Durham  
5,511,781 A 4/1996 Wood et al.  
5,524,888 A 6/1996 Heidel

(75) Inventors: **Eugene Jarvis**, Park Ridge, IL (US);  
**Andrew Eloff**, Evanston, IL (US)

(73) Assignee: **IGT**, Reno, NV (US)

(Continued)

(\*) Notice: Subject to any disclaimer, the term of this patent is extended or adjusted under 35 U.S.C. 154(b) by 628 days.

**FOREIGN PATENT DOCUMENTS**

EP 0874337 A1 10/1998

(21) Appl. No.: **10/002,553**

(Continued)

(22) Filed: **Nov. 23, 2001**

**OTHER PUBLICATIONS**

(51) **Int. Cl.**  
**A63F 13/00** (2006.01)  
**A63F 19/24** (2006.01)  
**G06F 17/00** (2006.01)  
**G06F 19/00** (2006.01)

Addams Family Advertisement and Article written by IGT, Strictly Slots, published in 2000.

(Continued)

(52) **U.S. Cl.** ..... **463/9; 463/16; 463/25; 463/37; 700/91**

*Primary Examiner*—Xuan M. Thai  
*Assistant Examiner*—Binh-An D. Nguyen

(58) **Field of Classification Search** ..... **463/1, 463/9, 10, 16–23, 25–31, 37, 40–47; 273/138.1, 273/139, 138.2, 148 R, 148 B, 459–461; 700/90–93**

(74) *Attorney, Agent, or Firm*—Bell, Boyd & Lloyd LLC

(57) **ABSTRACT**

See application file for complete search history.

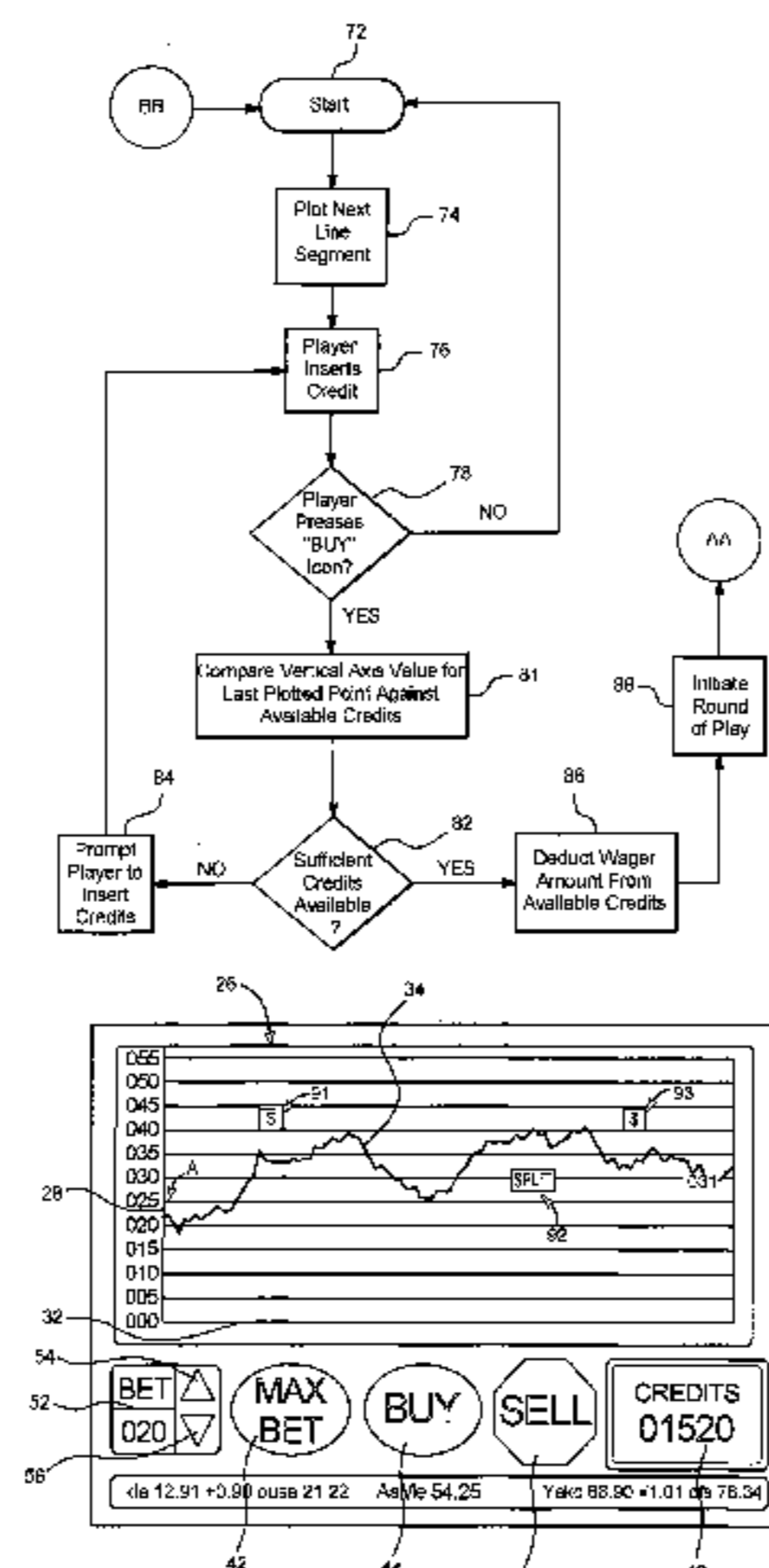
This invention relates generally to a game, and more particularly to an electronic game that simulates trading securities on an exchange. The game of the present invention is preferably played as a video gaming machine for gambling purposes. A computing device is provided having, among other things, a video screen display on which a line chart is displayed. The computing device also includes a selection device, which provides a means by which the player interacts with the computing device to “buy” or “sell”. The line chart includes a vertical axis that corresponds to the value or price of one or more securities, and a horizontal axis that corresponds to time. A segmented line is plotted on the line chart during a round of play. A random number generator randomly determines the vertical axis value for each point plotted along the segmented line.

(56) **References Cited**

**U.S. PATENT DOCUMENTS**

- 3,559,993 A 2/1971 Thomas
- 3,770,277 A 11/1973 Cass
- 4,363,489 A 12/1982 Chodak et al.
- 4,448,419 A 5/1984 Telnaes
- 4,582,324 A 4/1986 Koza et al.
- 4,624,459 A 11/1986 Kaufman
- 4,666,160 A 5/1987 Hamilton
- 4,695,053 A 9/1987 Vazquez, Jr. et al.
- 4,840,382 A 6/1989 Rubin
- 4,932,668 A 6/1990 Stewart
- 4,991,848 A 2/1991 Greenwood et al.
- 5,080,368 A 1/1992 Weisser
- 5,083,800 A 1/1992 Lockton
- 5,127,651 A \* 7/1992 Okada ..... 273/143 R
- 5,178,390 A 1/1993 Okada

**32 Claims, 9 Drawing Sheets**



U.S. PATENT DOCUMENTS			FOREIGN PATENT DOCUMENTS			
5,536,016	A	7/1996 Thompson	6,251,013	B1 *	6/2001 Bennett ..... 463/13	
5,542,669	A	8/1996 Charron et al.	6,261,177	B1	7/2001 Bennett	
5,560,603	A	10/1996 Seelig et al.	6,290,600	B1 *	9/2001 Glasson ..... 463/20	
5,611,535	A	3/1997 Tiberio	6,302,790	B1	10/2001 Brossard	
5,702,303	A *	12/1997 Takemoto et al. .... 463/27	6,305,686	B1	10/2001 Perrie et al.	
5,711,525	A	1/1998 Breeding	6,309,300	B1	10/2001 Glavich	
5,769,716	A	6/1998 Safari et al.	6,328,649	B1	12/2001 Randall et al.	
5,772,509	A	6/1998 Weiss	6,331,148	B1 *	12/2001 Krause et al. .... 473/274	
5,774,878	A	6/1998 Marshall	6,358,149	B1 *	3/2002 Schneider et al. .... 463/27	
5,775,692	A	7/1998 Watts et al.	6,375,187	B1	4/2002 Baerlocher	
5,788,573	A	8/1998 Baerlocher et al.	6,398,218	B1	6/2002 Vancura	
5,823,874	A	10/1998 Adams	6,413,160	B1	7/2002 Vancura	
5,833,538	A	11/1998 Weiss	6,413,161	B1	7/2002 Baerlocher et al.	
5,842,921	A	12/1998 Mindes et al.	6,419,579	B1 *	7/2002 Bennett ..... 463/20	
5,848,932	A	12/1998 Adams	6,435,511	B1	8/2002 Vancura et al.	
5,851,148	A	12/1998 Brune et al.	6,439,993	B1 *	8/2002 O'Halloran ..... 463/16	
5,873,781	A	2/1999 Keane	6,439,995	B1	8/2002 Hughs-Baird et al.	
5,882,261	A	3/1999 Adams	6,450,887	B1 *	9/2002 Mir et al. .... 463/42	
5,890,963	A	4/1999 Yen	6,461,241	B1	10/2002 Webb et al.	
5,902,184	A	5/1999 Bennett et al.	6,464,582	B1	10/2002 Baerlocher et al.	
5,911,418	A	6/1999 Adams	6,494,785	B1	12/2002 Gerrard et al.	
5,930,762	A	7/1999 Masch	6,506,118	B1	1/2003 Baerlocher et al.	
5,947,820	A	9/1999 Morro et al.	6,514,141	B1	2/2003 Kaminkow et al.	
5,951,397	A	9/1999 Dickinson	6,517,432	B1 *	2/2003 Jaffe ..... 463/16	
5,964,463	A	10/1999 Moore, Jr.	6,527,270	B1 *	3/2003 Maksymec et al. .... 273/138.1	
5,967,894	A	10/1999 Kinoshita et al.	6,551,187	B1 *	4/2003 Jaffe ..... 463/20	
5,980,384	A	11/1999 Barrie	6,554,704	B1 *	4/2003 Nicastro et al. .... 463/20	
5,984,781	A	11/1999 Sunaga	6,561,899	B1	5/2003 Vancura	
5,997,400	A	12/1999 Seelig et al.	6,565,442	B1 *	5/2003 La Mura et al. .... 463/42	
5,997,401	A	12/1999 Crawford	6,569,015	B1	5/2003 Baerlocher et al.	
6,004,207	A	12/1999 Wilson, Jr. et al.	6,575,830	B1	6/2003 Baerlocher et al.	
6,015,346	A	1/2000 Bennett	6,585,591	B1	7/2003 Baerlocher et al.	
6,019,369	A	2/2000 Nakagawa et al.	6,595,854	B1	7/2003 Hughs-Baird et al.	
6,024,641	A	2/2000 Sarno	6,599,192	B1	7/2003 Baerlocher et al.	
6,033,307	A	3/2000 Vancura	6,602,137	B1 *	8/2003 Kaminkow et al. .... 463/16	
6,056,642	A	5/2000 Bennett	6,620,045	B1	9/2003 Berman et al.	
6,059,289	A	5/2000 Vancura	6,632,141	B1	10/2003 Webb et al.	
6,059,658	A	5/2000 Mangano et al.	6,648,754	B1 *	11/2003 Baerlocher et al. .... 463/17	
6,062,980	A	5/2000 Luciano	6,648,758	B1 *	11/2003 Bennett et al. .... 463/20	
6,089,976	A	7/2000 Schneider et al.	6,659,864	B1	12/2003 McGahn et al.	
6,089,977	A	7/2000 Bennett	6,692,355	B1	2/2004 Baerlocher et al.	
6,089,978	A	7/2000 Adams	6,695,696	B1 *	2/2004 Kaminkow ..... 463/16	
6,093,102	A	7/2000 Bennett	6,722,981	B1	4/2004 Kaminkow et al.	
6,102,798	A	8/2000 Bennett	6,722,982	B1	4/2004 Kaminkow et al.	
6,120,031	A	9/2000 Adams	6,758,750	B1	7/2004 Baerlocher et al.	
6,126,541	A	10/2000 Fuchs	6,796,903	B1 *	9/2004 Bryant ..... 463/20	
6,126,542	A	10/2000 Fier	2002/0045475	A1	4/2002 Glavich et al.	
6,141,006	A	10/2000 Knowlton et al.	2002/0072402	A1	6/2002 Baerlocher	
6,142,873	A	11/2000 Weiss et al.	2002/0142821	A1	10/2002 Baerlocher et al.	
6,142,874	A	11/2000 Kodachi et al.	2002/0142822	A1	10/2002 Baerlocher et al.	
6,142,875	A	11/2000 Kodachi et al.	2002/0151350	A1	10/2002 Baerlocher et al.	
6,146,273	A	11/2000 Olsen	2002/0153656	A1 *	10/2002 Maksymec et al. .... 273/138.1	
6,159,095	A	12/2000 Frohm et al.	2002/0155883	A1	10/2002 Baerlocher	
6,159,096	A	12/2000 Yoseloff	2002/0177480	A1 *	11/2002 Rowe ..... 463/25	
6,159,097	A	12/2000 Gura	2002/0187827	A1	12/2002 Blankstein	
6,159,098	A	12/2000 Slomiany et al.	2003/0013514	A1	1/2003 Cregan et al.	
6,162,121	A	12/2000 Morro et al.	2003/0040355	A1	2/2003 Baerlocher	
6,168,520	B1	1/2001 Baerlocher et al.	2003/0040360	A1	2/2003 Kaminkow	
6,168,523	B1	1/2001 Piechowiak et al.	2003/0045344	A1	3/2003 Webb et al.	
6,173,955	B1	1/2001 Perrie et al.	2003/0045348	A1	3/2003 Palmer et al.	
6,174,233	B1	1/2001 Sunaga et al.	2003/0045350	A1	3/2003 Baerlocher et al.	
6,174,235	B1	1/2001 Walker et al.	2003/0060260	A1	3/2003 Gerrard et al.	
6,189,886	B1	2/2001 Moran	2003/0064795	A1	4/2003 Baerlocher et al.	
6,190,254	B1	2/2001 Bennett	2003/0064807	A1 *	4/2003 Walker et al. .... 463/42	
6,190,255	B1	2/2001 Thomas et al.	2003/0087693	A1	5/2003 Baerlocher et al.	
6,203,429	B1	3/2001 Demar et al.	2003/0090063	A1	5/2003 Jarvis et al.	
6,210,279	B1	4/2001 Dickinson				
6,213,876	B1	4/2001 Moore, Jr.	EP	0926645	A2	6/1999
6,224,483	B1	5/2001 Mayeroff	EP	0944030	A2	9/1999
6,231,442	B1	5/2001 Mayeroff	EP	0945837	A2	9/1999
6,231,445	B1	5/2001 Acres	EP	0981119	A2	2/2000

EP	0984408	A2	3/2000
EP	1298609	A2	4/2003
EP	1175928	A2	7/2004
WO	WO 9732285		9/1997
WO	WO 00/12186		3/2000

OTHER PUBLICATIONS

Adders and Ladders Advertisement written by Barcrest Ltd., published prior to 2000.

American Thunder Screen Shots written by IGT, published in 1998.

Big Bang Piggy Bankin Advertisement written by WMS Gaming, Inc., published prior to 2000.

Blackjack Twenty-One Description written by Hoyle's Rules of Games, published in 1993.

Bonus Spin Red, White & Blue Advertisement written by IGT, published in 2000.

Bonus Times Article written by Strictly Slots, published in 2000.

By George written by IGT, published in 2002.

Caribbean Gold II Advertisement written by Aristocrat Incorporated, published in 1998.

Cash Box Advertisement & Article written by Anchor Games, Strictly Slots, published in 2000.

Chutes & Ladders Game Instructions written by Hasbro-Milton Bradley, published in 1999.

Description of Let's Make a Deal Television Show written by letsmakeadeal.com (2 pages), printed on Mar. 16, 2001.

Double Diamond Game Descriptions written by IGT printed on Mar. 21, 2001.

Double Up Poker Game Description written by IGT Undated.

Easy Street Advertisements and Articles written by Casino Data Systems, published in 2000.

Elvis Advertisement written by IGT, published in 1999.

Empire Game Advertisement written by AC Coin, published in 1996.

Fire and Fortune Article written by Strictly Slots, published in 2001.

Fox "N" Hound Advertisement written by IGT, published in 2000.

In Between Game Description written by IGT, available prior to 2000.

Jackpot Party Advertisements and Articles written by WMS Gaming, Inc., published in 1998.

Keep Your Hat On Advertisement written by Aristocrat, published in 2001.

Let's Make a Deal written by geocities.com (10 pages), printed on Mar. 21, 2001.

Let's Make a Deal written by fortunecity.com (4 pages), printed on Mar. 21, 2001.

Let's Make a Deal written by Illinoislottery.com (1 page), printed on Mar. 21, 2001.

Let's Make a Deal geocities.com (2 pages), printed on Mar 16, 2001.

Let's Make A Deal Advertisement written by Shuffle Master and IGT, published in 2001.

Let's Make a Deal Game Advertisement written by Bally Gaming Systems, published in 1999.

Little Green Men Advertisement and Article written by IGT, Strictly Slots, published in 2000.

MegaJackpots Advertisement written by IGT, published in 1998.

Money Grab Article written by Strictly Slots, published in Apr. 2001.

Money in the Bank Advertisement written by Strictly Slots Konami, published in 2001.

Monopoly Advertisements and Articles written by WMS Gaming, Inc., Strictly Slots, published in 1998, 1999, 2000.

Monopoly Party Train Article written by Strictly Slots, published in 2002.

Neon Nights written by IGT, published in 2000.

On the Money Article written by Strictly Slots, Casino Data Systems, published in Dec. 2000.

Polly & Roger Advertisement written by VLC, Inc., published in 2000.

Price is Right "Cliff Hangers" Description written by www.geocities.com; members.aol.com (web site), printed Mar. 21, 2001.

Price is Right "Showcases" Description written by schuminweb.com (web site), printed Mar. 16, 2001.

Psycho Cash Beast Club (including knockouts) written by Barcrest, published prior to 1998.

Richard Petty Advertisement written by IGT, published in 2000.

South Park—Dodgeball Advertisement written by IGT, published in 2000.

Spell Binder Advertisement written by IGT, published in 2000.

Sphinx Advertisement written by Atronic Casino Technology, Ltd., published in 1997.

Take Your Pick Article written by Strictly Slots, published in Mar. 2001.

Take Your Pick Advertisement written by IGT/Anchor Gaming, published in 1999.

Texas Tea Advertisement written by IGT, published in 2000.

The Deals of Let's Make a Deal written by fortunecity.com (2 pages), printed on Mar. 16, 2001.

The Official Let's Make a Deal Website written by Bally Gaming System Website, printed on Mar. 16, 2001.

Top Cat Advertisement written by WMS Gaming, Inc., published prior to 2000.

Totem Pole Advertisement written by IGT, published in 1997.

Treasure Wheel/Treasure Tunnel Advertisement written by Sigma Game, Inc., published prior to 2000.

Wheel of Fortune Advertisement written by IGT, published in 1998.

Wheel of Fortune Advertisement written by IGT, published in 1999.

Wheel Poker Article written by Strictly Slots (Anchor Games), published in Nov. 2000.

Winning Streak Web Site Description written by WMS Gaming Inc. (web site), printed on Mar. 21, 2001.

X Factor Advertisement and Website Page written by WMS Gaming, Inc., published in 1998.

A Vamp for All Seasons Article, written by Strictly Slots, published in 2002.

American Bandstand Article, written by Strictly Slots, published in 2002.

Cash for Life—Offer Bonus Advertisement/Lotsa Loot Advertisement/Take It or Leave It Advertisement, written by Bally Gaming, published in 2003.

Cash for Life—Triple Spin Bonus Article, written by Strictly Slots, published in 2003.

Deep Pockets Advertisement, written by IGT, published in 2002.

Deep Pockets Article, written by Strictly Slots, published in 2002.

Double Top Dollar Advertisement, written by IGT, published in 2003.

Hollywood Advertisement, written by Shuffle Master Gaming, published in 2001.

King Cash Slots Advertisement, written by IGT, published in 2003.

Press Your Luck Advertisement, written by Shuffle Master Gaming, published in 2000.

Press Your Luck Article, written by Strictly Slots, published in 2000.

Price is Right—Cliff Hangers Advertisement, written by IGT, published in 2001.

Psycho Cash Beast Advertisement, written by IGT, published in 1999.

Three Wishes Article, written by Strictly Slots, published in 2000.

\* cited by examiner

FIG. 1

10

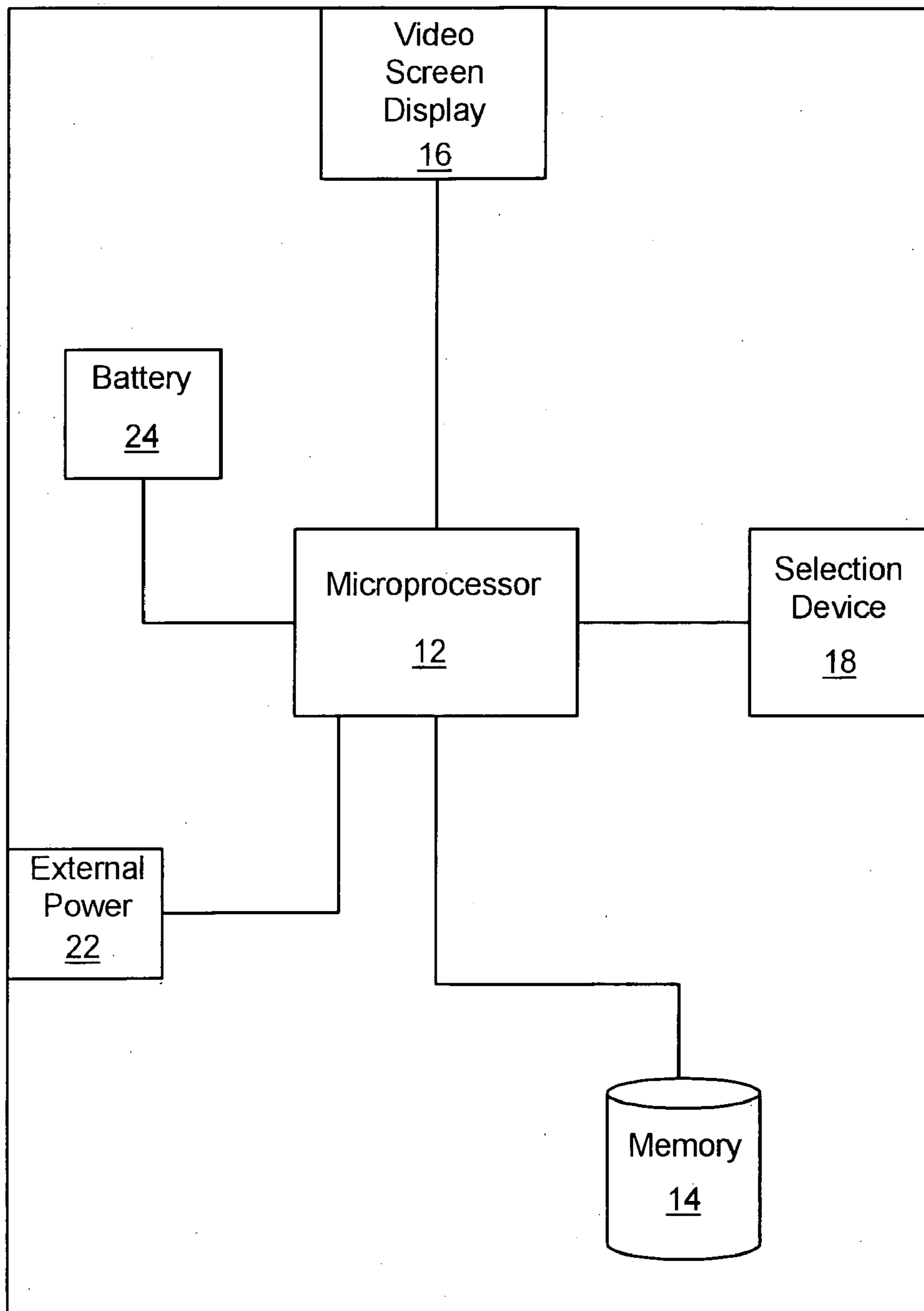


FIG. 2

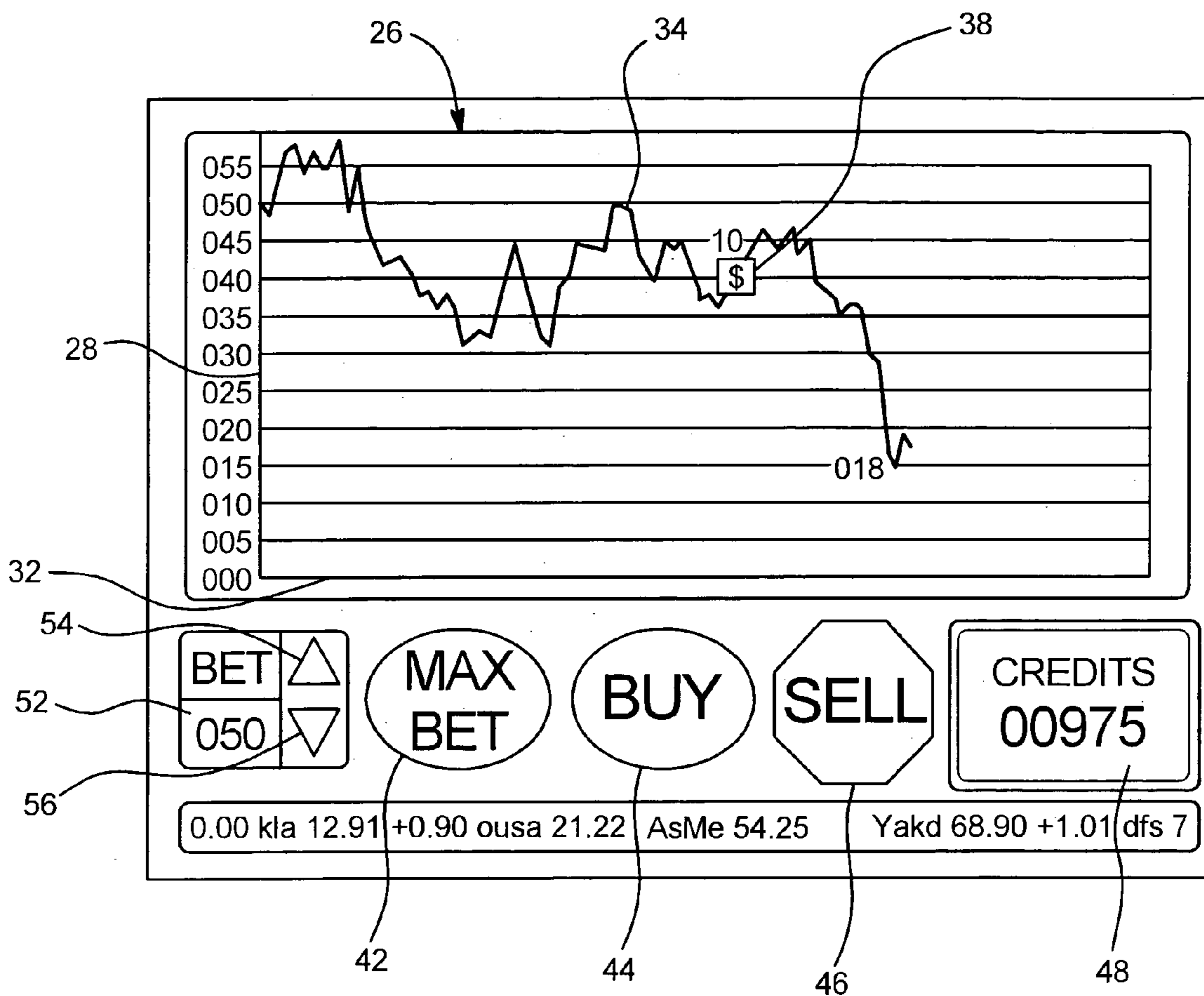


FIG. 3

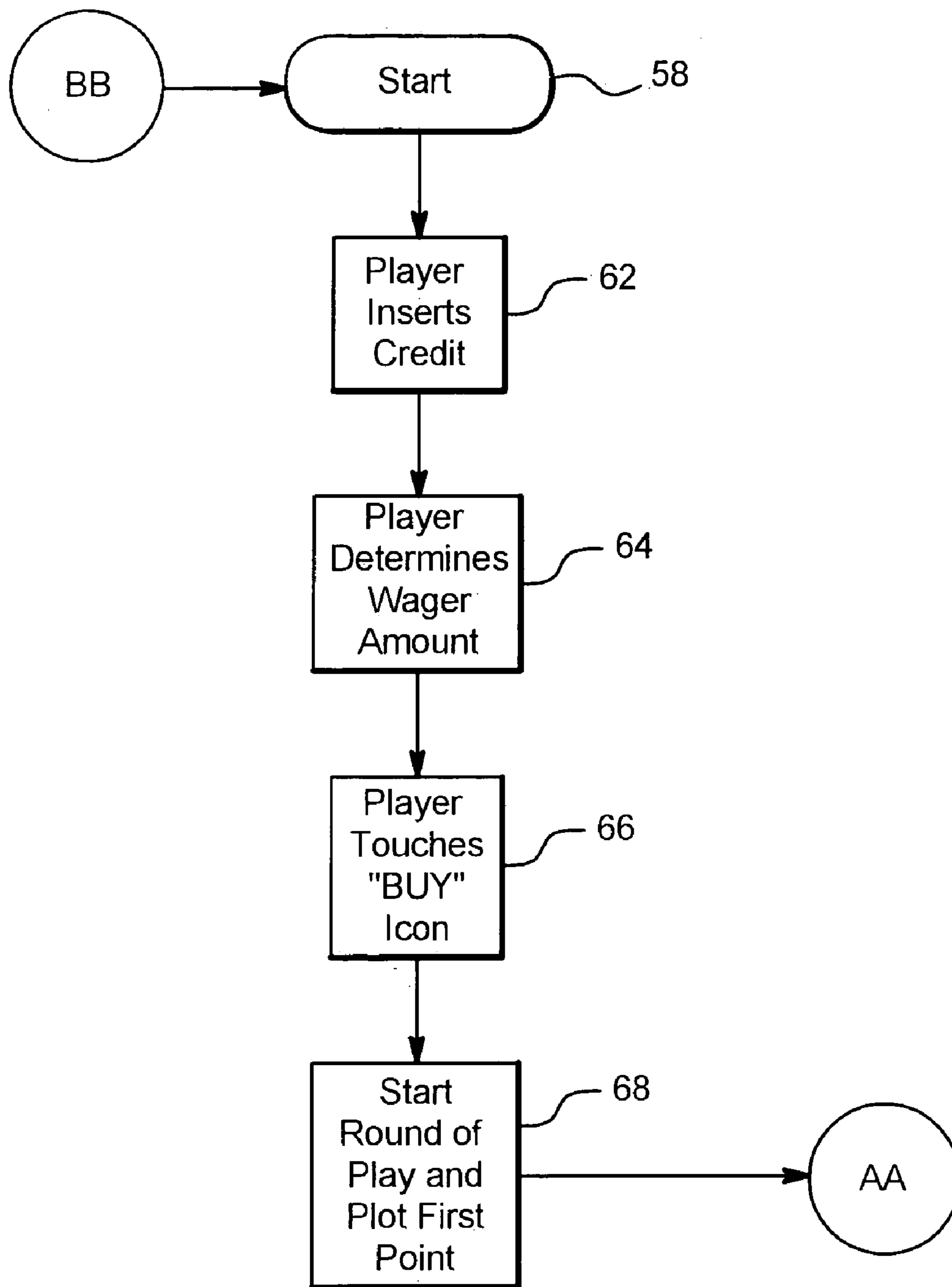


FIG. 4

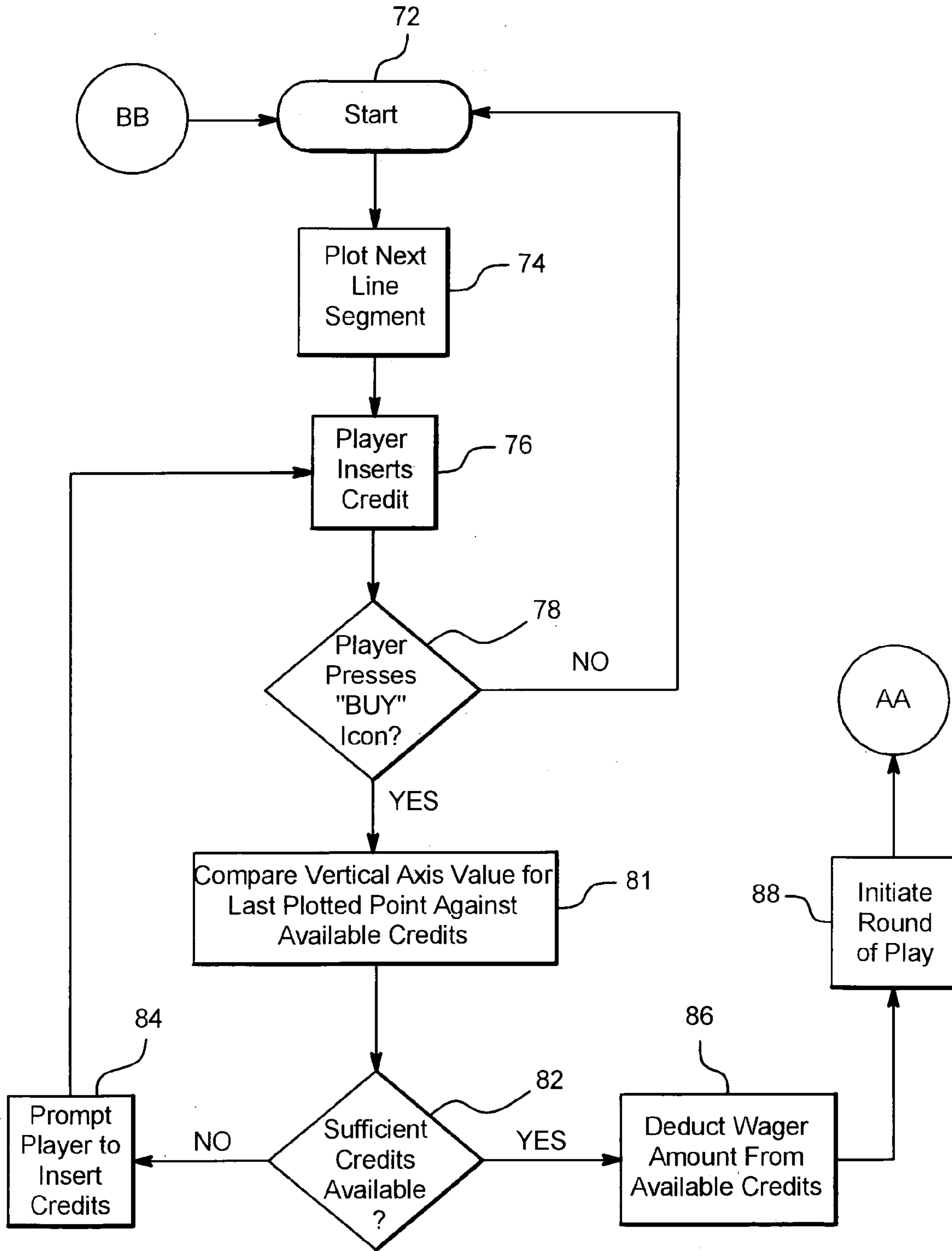




FIG. 5

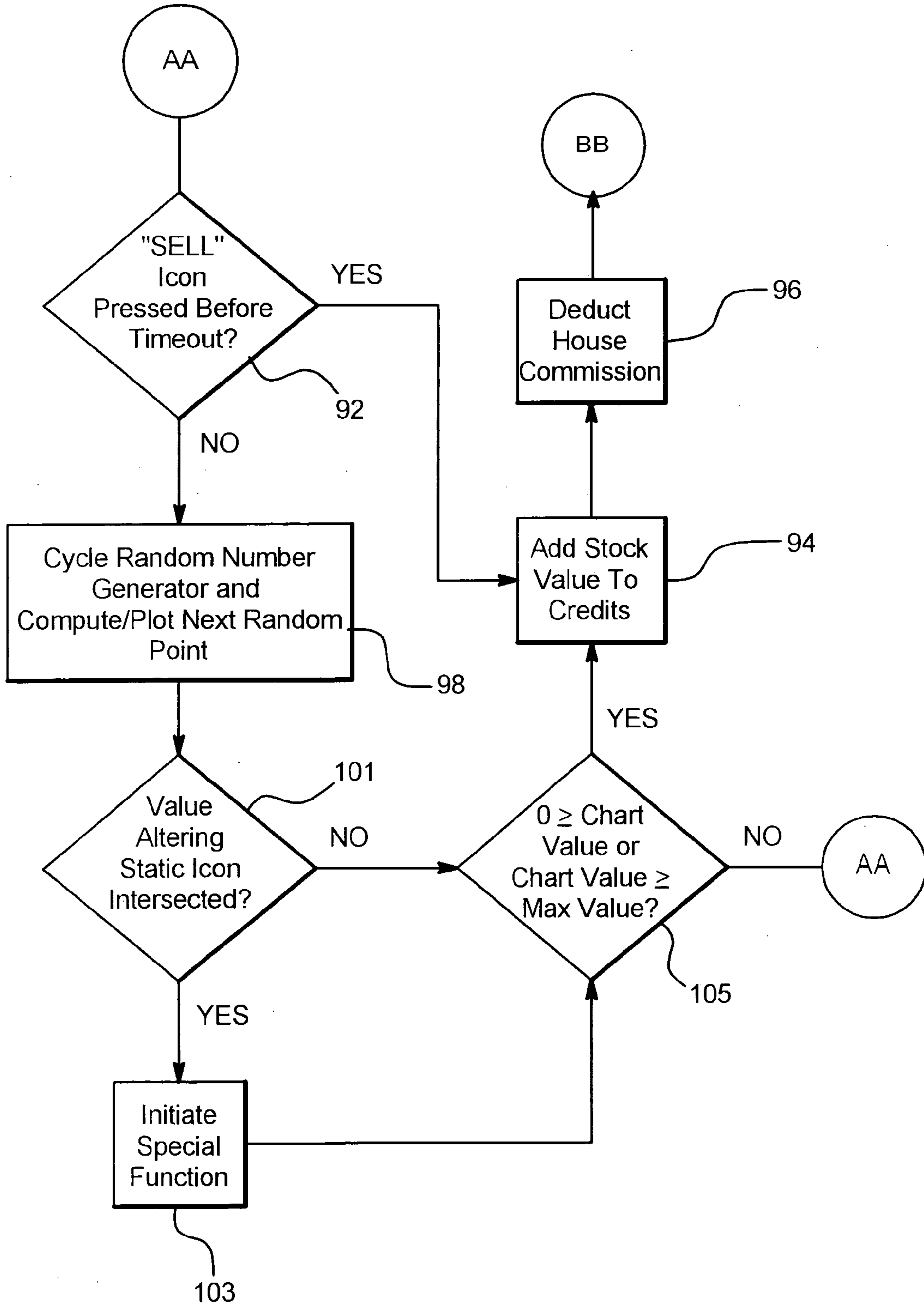


FIG. 6

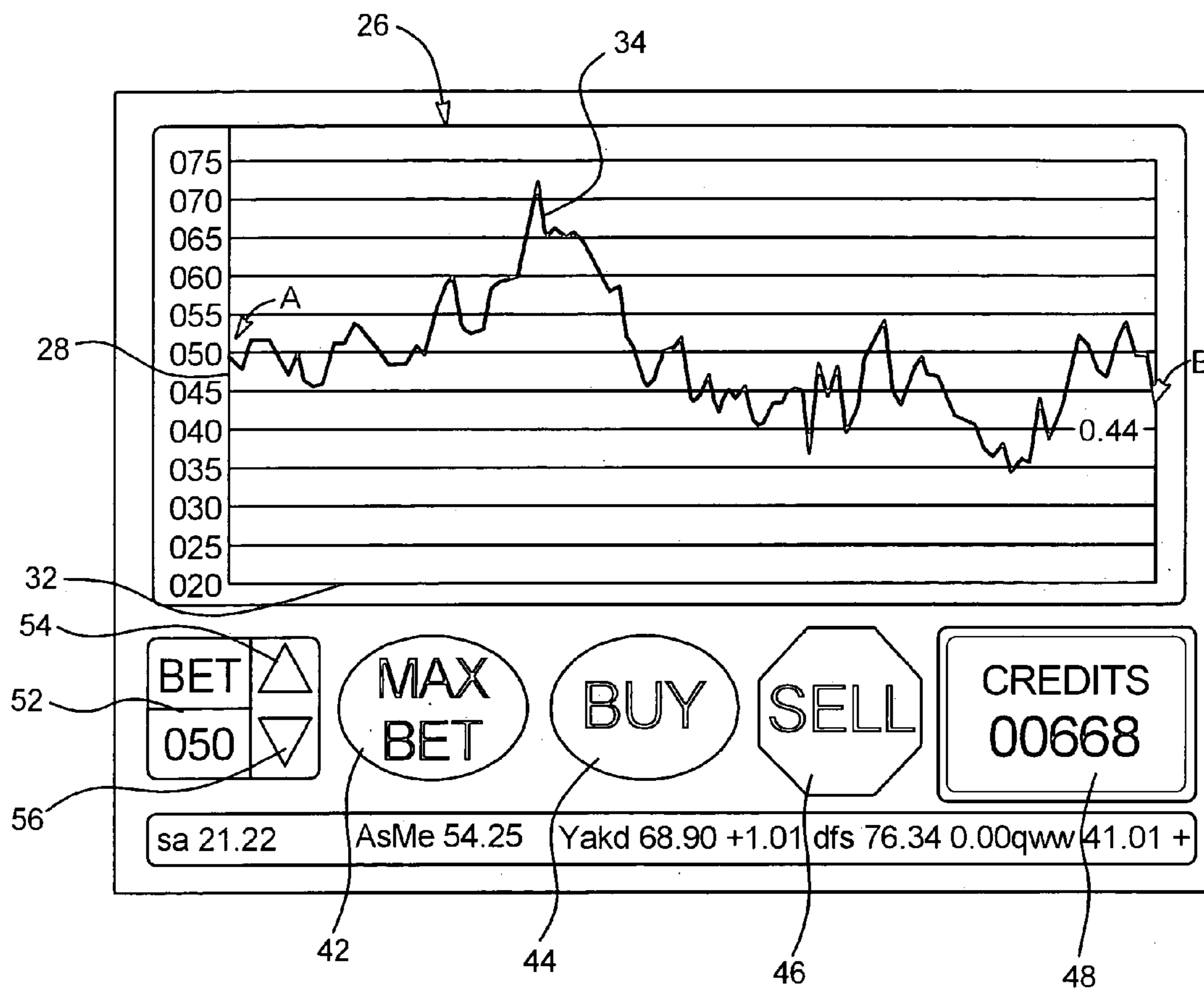


FIG. 7

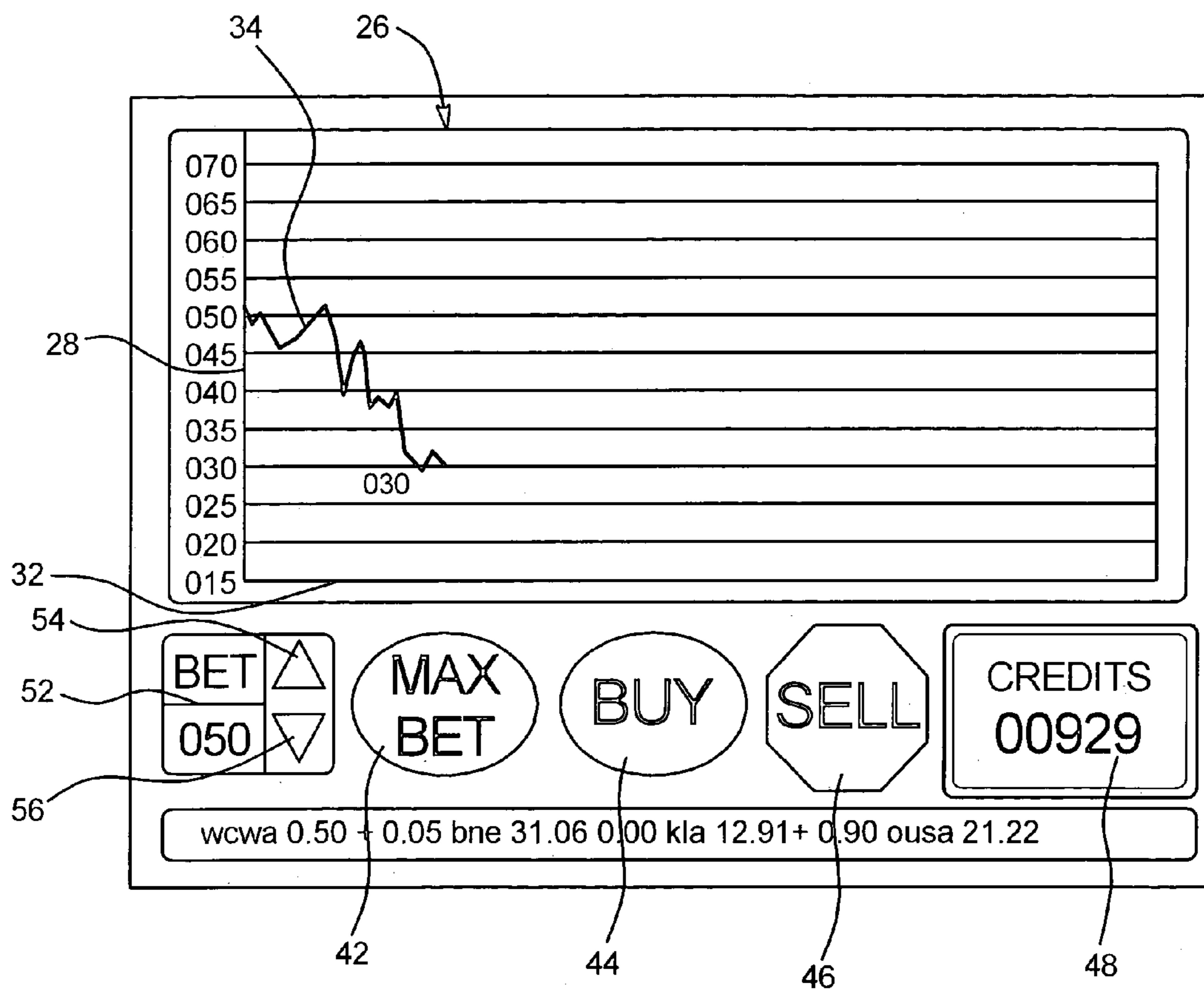


FIG. 8

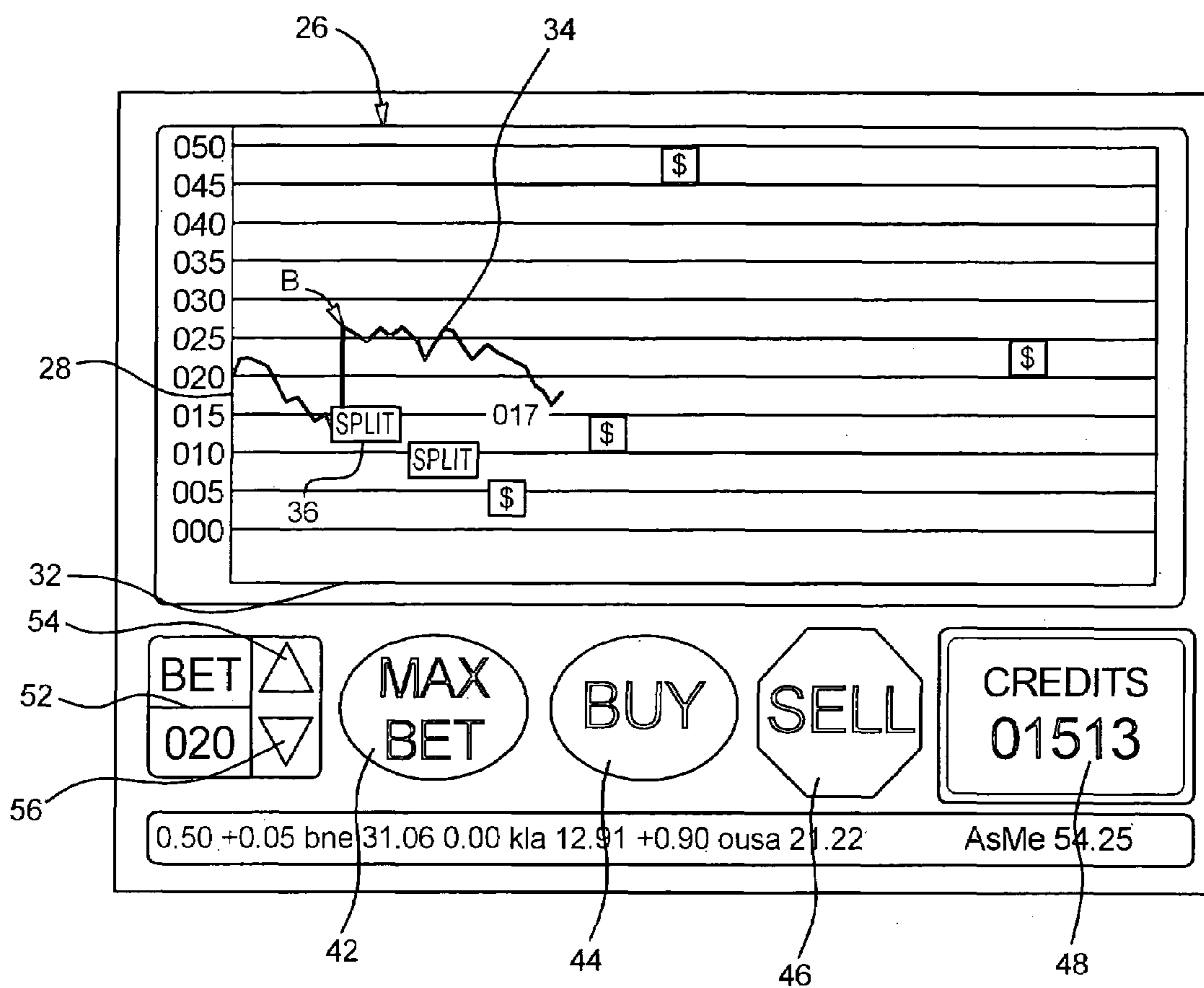
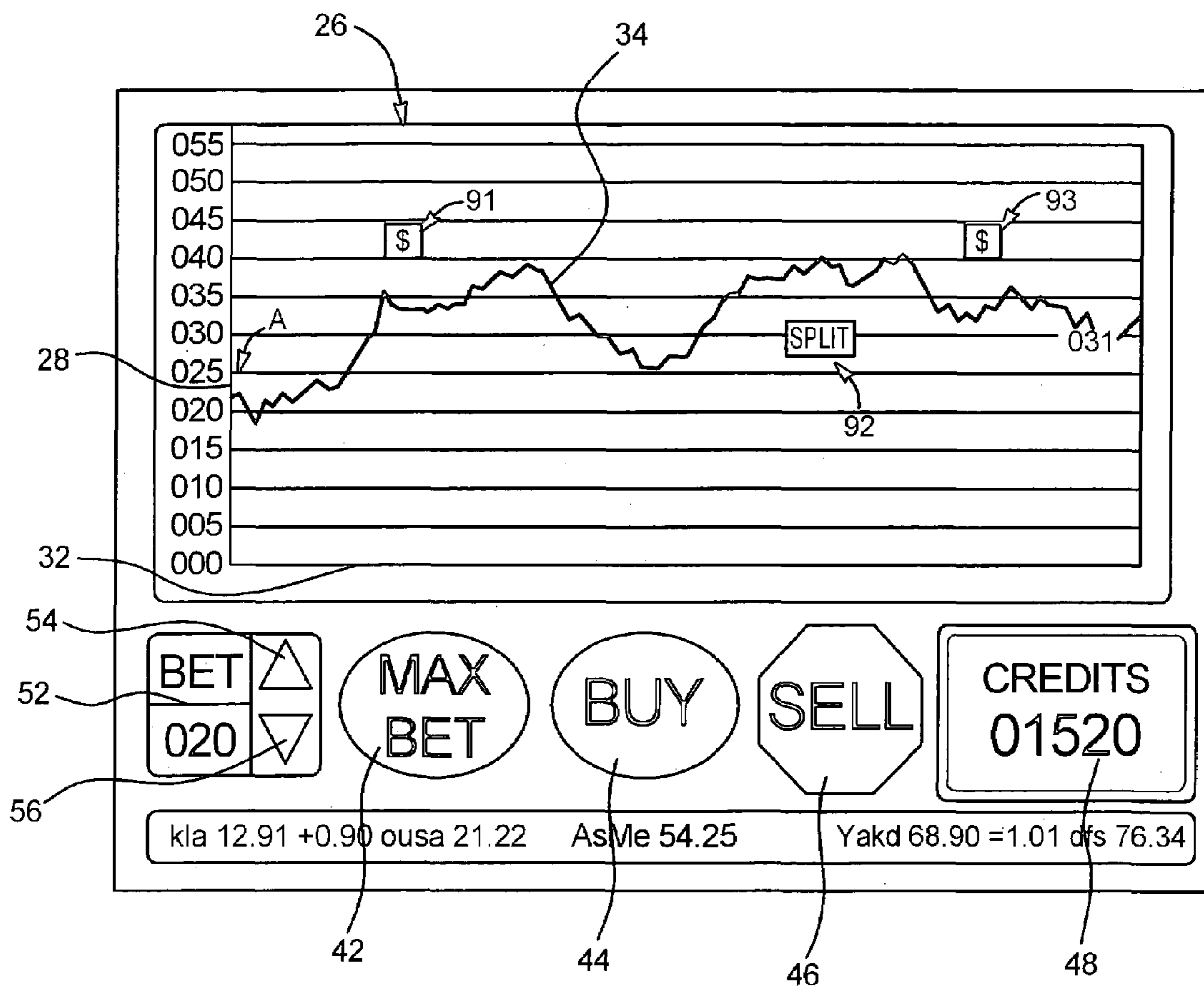


FIG. 9



**FINANCIAL TRADING GAME**

## FIELD OF THE INVENTION

This invention relates generally to a game, and more particularly to an electronic game that simulates trading securities on an exchange, such as a stock exchange, futures exchange, commodities exchange, options exchange, index exchange, bond exchange and the like.

## BACKGROUND OF THE INVENTION

This invention brings the excitement of trading securities on an exchange to an electronic game. A player is able to experience the excitement and unpredictability of electronic trading by condensing months, days or hours of trading activity into a relatively short amount of time. The game provides the player with a line chart that shows changes in value of one or more securities, such as stocks, commodities, options, bonds, futures, indexes, currencies and the like, over a period of time. A segmented line is plotted on the line chart during a round of play. This segmented line is composed of a plurality of points that are joined together by line segments, each point representing a randomly generated, hypothetical item price or value at a given point in time. A round of play begins when the player "buys", and ends either when the player "sells", or when the time period allotted for playing the round of play expires.

Where the invention is implemented on a video gaming machine for gambling purposes, this fast-paced and unpredictable game both maximizes the amount of revenue generated by the house, and maintains the game at a level challenging enough to keep the player interested.

Several stock market-related games have been devised which simulate investing in the stock market. For example, U.S. Pat. No. 4,363,489 provides an electronic stock market game that simulates buying and selling stock on a stock exchange. The player is provided with a display that presents a number of stocks, their current prices, dividends, and information relating to market factors that, inter alia, affect the price of the stocks. The player is also provided with a keyboard for initiating stock-related transactions such as buying, selling, placing puts, and the like.

Board games have also been devised which simulate investing in the stock market. For example, U.S. Pat. No. 6,189,886 provides a board game that is based on stock market concepts. A continuous path of variably colored spaces is depicted on the face of the board game, wherein the spaces have different meanings and applications to game play. As each player moves around the game board, they are given the opportunity to buy and sell stock and to draw cards which express events which cause the price of a specified stock to go up or down.

However, all of the previously devised stock market-related games have complex designs, as well as complicated rules, which are neither realistic nor extremely interesting. In addition, these games can complicate play with sophisticated concepts and transactions, which are geared more towards players with extensive prior knowledge and an understanding of the complexities of trading on an exchange. Furthermore, these previously devised games require a great deal of time to complete a single round of play, which is not conducive to a casino environment.

There is a constant need in the gaming industry for new games that keep players interested, and substantially reduce

the possibility that players will cease playing and wagering or reduce the amount of play and wagering due to lack of interest or challenge.

Therefore, it is a first object of the present invention to provide an electronic game that captures the excitement of trading securities or other financial instruments, currencies or commodities on an exchange.

It is a second object of the present invention to provide a market-related electronic game that is easy to play, and requires a minimal knowledge of the workings of an exchange.

It is a third object of the present invention to provide a financial market-related game that can be implemented on a video gaming machine in a casino for gambling purposes.

Yet another object of the present invention is to provide a financial market-related electronic game that provides a player with a line chart that shows changes in trading patterns of one or more securities, such as stocks, commodities, options, currencies, and the like, over a period of time.

Another object of the present invention is to provide a financial market-related electronic game having a line chart that includes a plurality of special event icons which, when intersected by a segmented line plotted on the line chart, affect the price or value of the security, commodity or currency or reward the player with a bonus round of play.

## SUMMARY OF THE INVENTION

This invention relates generally to a game, and more particularly to an electronic game that simulates trading securities, commodities, or currencies on a public exchange, such as a stock exchange, futures exchange, commodities exchange, options exchange, index exchange, bond exchange and the like. More particularly, the game simulates changes in value of an item traded on an exchange, over a period of time. The game of the present invention can be played on any electronic computing device, but is preferably played in a casino as a video gaming machine for gambling purposes. The computing device includes, among other things, a video screen display on which a line chart is displayed. The computing device also includes a selection device, which provides a means by which the player interacts with the computing device to, among other things, "buy" or "sell" one or more securities, commodities or currencies. The line chart includes a vertical axis that corresponds to the value of the security or other item being traded, and a horizontal axis that corresponds to time. A segmented line is plotted on the line chart during a round of play. A random number generator randomly determines the vertical axis value for each point plotted along the segmented line.

During play, the segmented line may "intersect" one of a plurality of "special event" icons displayed on the line chart. If the segmented line intersects one of the special event icons, a "special event" is triggered. Depending on the icon type intersected, the value of the security is increased, decreased, the player is rewarded with a bonus round of play, or other special action initiated.

A round of play begins when a player "buys" one or more securities or other items being traded, such as stocks, commodities, currencies, options, bonds, futures, indexes or the like. The player then watches the plotting of the segmented line on the line chart. In other words, the player watches the value of the one or more securities, commodities or currencies change over time. If the player feels the chart is at a peak value, or on a downward trend he activates the "sell" button to lock in profits or reduce potential losses. A

round of play ends either when the player “sells” the one or more securities, commodities or currencies, or when the time allotted for the round of play expires.

#### BRIEF DESCRIPTION OF THE DRAWINGS

Other objects and advantages of the invention will become apparent upon reading the following detailed description and upon reference to the drawings in which:

FIG. 1 is a schematic diagram of a computing device.

FIG. 2 is an illustration of a screen display of a first example of a completed round of play.

FIG. 3 is a flow diagram of a first method by which a round of play is initiated.

FIG. 4 is a flow diagram of a second method by which a round of play is initiated.

FIG. 5 is a flow diagram generally describing a round of play.

FIG. 6 is an illustration of a screen display of a second example of a completed round of play.

FIG. 7 is an illustration of a screen display of a third example of a completed round of play.

FIG. 8 is an illustration of a screen display of a fourth example of a completed round of play.

FIG. 9 is an illustration of a screen display of a fifth example of a completed round of play.

#### WRITTEN DESCRIPTION OF THE INVENTION

While this invention is susceptible of embodiment in many different forms, there is shown in the drawings and will herein be described in detail, one or more specific embodiments, with the understanding that the present disclosure is to be considered merely an exemplification of the principles of the invention and is not intended to limit the invention only to the embodiments described and illustrated.

The game of the present invention can be played on any electronic computing device. The game is most preferably played in a casino as a video gaming machine for gambling purposes. Alternatively, it can be played on a computer as an on-line gaming game over the Internet as part of a Wide Area Network (“WAN”), as part of a Local Area Network (“LAN”), and/or on a stand-alone computer.

FIG. 1 is a schematic diagram of a computing device 10 with which the present game is implemented. The computing device 10 includes a microprocessor 12 for executing one or more programs stored in the device’s memory 14, a video screen display 16, a selection device 18 for providing a means by which the player interacts with the computing device 10, and an external power supply 22 and/or a battery 24 in electrical communication with each of the above-noted components for providing electrical power thereto. The memory 14, video screen display 16, and selection device 18 are each in communication with the microprocessor 12.

The selection device 18 may be a keypad, a peripheral device such as an external keyboard or mouse, and/or a plurality of function specific buttons. In the preferred embodiment, the video display screen 16 is a touch screen that serves as both the selection device 18 and the video screen display 16. In this embodiment, the selection device 18 takes the form of “interactive” icons that appear on the video screen display 16. When the player touches the video screen display 16 at the location where an “interactive” icon is displayed, this has the same affect as if the player were pushing a conventional electromechanical keypad button.

FIG. 2 is an illustration of a screen display of a completed round of play, as viewed on the touch screen video screen

display 16. The screen display 16 includes a two-dimensional line chart 26. The vertical axis 28 of the line chart 26 denotes the value or price of one or more securities or other item being traded, such as a stock commodity, currency, option, bond, future, index and the like (referred to collectively as “security” or “securities”), and the horizontal axis 32 denotes time. Preferably, at least initially, the value or price of the security corresponds to the number of “credits” wagered. A “credit” may be a fictional amount, or in the case where actual money is wagered, may correspond to the amount of money wagered.

As will be further discussed below, a segmented line 34 is plotted on the line chart 26 during a round of play, and in a relatively short period of time. Preferably, the total time allotted to plot the entire segmented line 34 is long enough to allow the player to react to what is going on and keep the player interested, a time period between and few seconds and a few minutes. In the preferred embodiment it is 3–10 seconds. The time for a round should be short enough that enough revenue can be generated within the allotted time. It should be noted that although only one line chart 26 is shown in the drawings, alternate embodiments are contemplated wherein multiple line charts 26 are displayed, each having a segmented line 34. Yet another embodiment is contemplated wherein multiple segmented lines 34 are plotted on a single line chart 26.

The segmented line 34 is plotted by line plotting means. In the preferred embodiment, the line plotting means is a random number generator, most preferably a random walk function. The segmented line 34 is composed of a plurality of points jointed together by line segments. For each point plotted, a vertical axis change value (which can be positive or negative) is computed using the random number generator. This change value is then added to the previously plotted vertical axis value to form the new vertical axis value. This new vertical axis value and the next sequential corresponding horizontal axis value are then plotted as a new point on the line chart 26. In other words, a fictitious security value is randomly generated for a given moment in time, and those values are plotted as a point on the line chart 26. A line segment is then drawn between the new point and a previously plotted point.

In the preferred embodiment, the segmented line 34 is plotted at a constant rate, and the points are equidistantly spaced along the horizontal axis. In other words, the rate or speed of the game is constant. However, alternate embodiments are contemplated wherein the rate at which the points are plotted varies during play.

Where, as in the preferred embodiment, the game is played in a casino as a video gaming machine, the game may be configured so that the odds of winning favor the casino or “house”. This can be accomplished by introducing a negative bias into the random number generator. The negative bias will cause the vertical axis or security value to decrease more frequently than it increases over a large number of games.

In the preferred embodiment, revenue can be earned by the casino or “house” by reducing the player’s winnings by a “commission”. The “commission” may be a predetermined percentage of the initial bet, a percentage of the winnings, or a combination thereof. The “commission” could also be deducted as each point is plotted, so that the “commission” is gradually paid as the round of play progresses.

One or more special event icons are displayed on the line chart 26. The appearance, timing, type and placement of the special event icons can be controlled by a random number generator, or placed in fixed locations. In the preferred

## 5

embodiment, if the segmented line **34** “intersects” one of the special event icons, such as **38** of FIG. 2, a special event is triggered. Depending on the icon type intersected, the vertical axis or security value is increased or decreased, and the player is rewarded with a bonus round of play, or other special action is initiated.

As the segmented line **34** is plotted during play, if a point is plotted at the same location as a special event icon (and thus the segmented line **34** “intersects” the special event icon **38**), a “special function” associated with that particular special event icon is initiated. A point plotted at the same location as a special event icon is herein referred to as an “intersecting point”, and the corresponding special event icon is herein referred to as an “intersected icon”.

Where the intersected special event icon is one that affects the security value, the “special function” associated with the intersected special event icon disables the random number generator with respect to the next point to be plotted, and then instead computes the vertical axis value for the next point. The preferred embodiment includes three types of value-affecting special event icons. The first is a “SPLIT” special event icon **36** (see FIG. 8). The “special function” associated with a “SPLIT” special event icon **36** computes the vertical axis value for the next point to be plotted by doubling the vertical axis value for the intersecting point. As shown in FIG. 8, intersecting SPLIT icon **36** results in the security value jumping from point A to point B.

The second type is a “cash bonus” special event icon **38** (depicted in FIG. 2 as a dollar sign or “\$”). In one embodiment, the “special function” associated with the “cash bonus” special event icon **38** computes the value for the next point to be plotted by adding a predetermined value to the vertical axis value for the intersecting point. In other words, the security value increases by a predetermined amount, which is displayed on the “cash bonus” icon **38** during play. In another embodiment, a bonus value random generator randomly generates the value to be added to the intersecting point vertical axis value.

The third type of value affecting special event icon is a “CRASH” special event icon (not shown). The “special function” associated with a “CRASH” special event icon computes the vertical value for the next point to be plotted as zero. In other words, when the segmented line **34** intersects a “CRASH” special event icon, the value of the security value plummets to zero. The rate and effect of a “CRASH” icon can also be varied. Where the intersected special event icon is one that rewards the player with a “bonus game”, a bonus game is initiated where the player can win additional credits.

Referring again to FIG. 2, “MAX BET”, “BUY” and “SELL” interactive buttons **42**, **44**, and **46**, respectively, are displayed on the video screen **16**. A “CREDIT” display **48** provides the player with a visual display of the total number of credits available to bet or wager with. A separate “BET” display **52** provides the player with a visual display of the total number of credits bet or wagered for the game cycle. Bet increase and decrease interactive buttons **54** and **56**, respectively, permit the player to increase and decrease the number of credits bet or wagered.

FIG. 3 generally describes one method by which a round of play is initiated. In this embodiment, the computing device **10** is the preferred video gaming machine. After start **58**, but before the round of play begins, the player inserts “credits” **62** into the computing device **10**. These credits may take the form of coins, or could be deducted from a stored value card, a ticket, a debit card, a credit card, or a smart card. Thereafter, the player determines the amount to

## 6

be wagered **64** for the upcoming game. This can be accomplished two ways. First, the player can touch the “MAX BET” interactive button **42**, in which case the maximum allowed bet is wagered. In the alternative, the player can select the amount to be wagered using the bet increase and decrease interactive buttons **54** and **56**. Once the amount wagered is selected **64**, the player touches the “BUY” interactive button **44**, **66** to initiate the round of play **72**. When the round of play is initiated **68**, the first point is plotted. The vertical axis value of the first plotted point corresponds to the number of credits wagered.

FIG. 4 generally describes a second method by which the round of play may be initiated. In this embodiment, the computing device **10** is again the preferred video gaming machine. However, in this embodiment, the segmented line **34** is continuously plotted **74**, even before a round of play begins. The player inserts “credits” **76** into the computing device **10**. When the player touches the “BUY” interactive button **44**, **78**, the vertical axis value for the last point plotted before the player touched the “BUY” interactive button **44** is compared against the number of available “credits” **81** to determine whether the player has a sufficient number of credits to “buy” at that given moment in time **82**.

An alternate embodiment is contemplated wherein the player can “short sell” a security. Selling short is a method for trading a security wherein an investor in effect borrows the security from a broker, immediately sells the security, and then at a later time buys the security and effectively returns it to the broker. If the value of the security decreases after the investor initially sells the security (and the investor is able to later buy the security at a lower price) then the investor will realize a profit. In that embodiment, the player touches the “SELL” interactive button **46** rather than the “BUY” interactive button **44**, without having previously “bought” the security.

If the player does not have a sufficient number of credits, the computing device prompts the player to insert more credits **84**. If the player does have a sufficient number of credits, then the vertical axis or security value is automatically deducted from the total number of “credits” available **86**, and the round of play is initiated **88**. The number of “credits” deducted corresponds to the vertical axis value for the last point plotted before the player touched the “BUY” interactive button **44**, **88**. Also, the last point plotted before the player touched the “BUY” interactive button **44** is counted as the first plotted point in the round of play.

Referring to FIG. 5, in both embodiments, after the round of play has been initiated **68**, **88**, the processing loop starting at “AA” is invoked. First the “SELL” button **46** is checked for activation, and time expired condition is tested **92**. If either event occurred, then the round is terminated, the current vertical axis or security value is added to player credits **94**, house commission is deducted **96**, ending the current round of play. Otherwise, the random number generator is cycled and computes the vertical axis value for the next point and it is plotted **98**. It is then determined whether the new plotted point is an intersecting point **101**. If the next point is an intersecting point, then the “special function” associated with the intersected special event icon is executed **103**. Where the special event icon is one that affects the value of the security, the “special function” alters the vertical axis value for the chart at the current point. Next the chart value is checked to see if it has equaled or exceeded the maximum and minimum chart values **105**. If so, round termination **107** is commenced, the current vertical axis or security value is added to player credits **94**, house commission is deducted **96**, ending the current round of play.



7

To provide a further understanding of the present invention, the following examples are provided with the understanding that these examples merely demonstrate the implementation of one or more embodiments of the invention.

## EXAMPLE 1

FIG. 2 illustrates a screen display of a completed round of play in which the casino or "house" won. The round of play was initiated using the first of the two above-discussed methods. The player initially wagered 50 credits, and thereafter touched the "BUY" interactive button 44. Thereafter, the computing device 10 plotted the first point, which had a vertical axis value of 50. During play, the segmented line 34 "intersected" a "cash bonus" special event icon 38 having a bonus value of 10 credits. The round of play ended when the player touched the "SELL" interactive icon 46, at which point the security had a value of 18 credits. The outcome in this case is not favorable to the player because the net result is the "SELL" value of 18 minus the original 50 credits wagered on the "BUY", a negative result representing a loss of 32 credits.

## EXAMPLE 2

FIG. 6 illustrates a screen display of a completed round of play in which the casino or "house" again won. The round of play was initiated using the first of the two above-discussed methods. The player initially wagered 50 credits, and thereafter touched the "BUY" interactive button 44. Thereafter, the computing device 10 plotted the first point A, which had a vertical axis value of 50. The round of play ended when the time allotted for a given round of play expired, at which point B the chart had a value of 44 credits. The net outcome to the player was a loss of 6 credits.

## EXAMPLE 3

FIG. 7 illustrates a screen display of a completed round of play in which the casino or "house" again won. The round of play was initiated using the first of the two above-discussed methods. The player initially wagered 50 credits, and thereafter touched the "BUY" interactive button 44. The round of play ended when time expired at which point the security had a value of 30 credits. The net outcome to the player was a loss of 20 credits.

## EXAMPLE 4

FIG. 8 illustrates a screen display of a completed round of play in which the casino or "house" again won. The round of play was initiated using the first of the two above-discussed methods. The player initially wagered 20 credits, and thereafter touched the "BUY" interactive button 44. Thereafter, the computing device 10 plotted the first point, which had a vertical axis value of 20. During play, the segmented line 34 "intersected" a "SPLIT" special event icon 36, which caused the value of the security to double from 13 at A to 26 at B. The round of play ended when the player touched the "SELL" interactive button 46, at which point the security had a value of 17 credits. The net outcome to the player was a loss of 3 credits.

## EXAMPLE 5

FIG. 9 illustrates a screen display of a completed round of play in which the player won. The round of play was

8

initiated using the first of the two above-discussed methods. The player initially wagered 20 credits, and thereafter touched the "BUY" interactive button 44. Thereafter, the computing device 10 plotted the first point A, which had a vertical axis value of 20. During play, the segmented line 34 failed to "intersect" a "CASH" special event icon 91 and 93 or "SPLIT" special event icon 92. Nevertheless, the random value of the security increased across time. The round of play ended when the time allotted for a given round of play expired, at which point the security had a value of 31 credits. As a result, the player had a net gain of 31 minus 20, or 11 credits.

Revenue is generated for the casino, game operator, or other establishment by the game from losses by the player. However, revenue can also be generated for the casino, game operator, or other establishment by charging a "commission" in the form of a percentage of the value of the security at the time of a purchase and/or sale. Likewise, the player can be charged a fee on the amount of time used during the round. The fee would also be subtracted from the value of the security at specific time intervals; this way the "commission" is gradually paid out over time. The "commission" could be an absolute value, a percentage of the initial bet, a percentage of the current payout value, or some combination thereof. The commission could be determined by a preset formula.

A player can also win or lose by selling "short." In that embodiment, the player would "sell" at a point in time (prior to buying) and then terminate the wager by "buying" to cover the short at a later time. The amount won, or outcome, is the initial "sell" value minus the ending "buy" value, less any house commission.

The foregoing description of one or more embodiments of the invention have been presented for purposes of illustration and description, and is not intended to be exhaustive or to limit the invention to the precise form disclosed. The description was selected to best explain the principles of the invention and practical application of these principles to enable others skilled in the art to best utilize the invention in various embodiments and various modifications as are suited to the particular use contemplated. It is intended that the scope of the invention not be limited by the specification, but be defined by the claims as set forth below.

What is claimed is:

1. A gaming device controlled by a processor, said gaming device comprising:

a game operable upon a wager made by a player;  
an input device in communication with the processor;  
a display device controlled by the processor; and  
a graph including a first axis and a second axis, wherein a plurality of different potential payout values are associated with the first axis and time is associated with the second axis,

wherein in a play of the game, the processor is operable to cause the display device to display the graph, sequentially display each of a plurality of the payout values on the graph for a designated amount of time, enable the player to accept one of the payout values using the input device and provide an outcome to the player, wherein the outcome includes the displayed payout value accepted by the player or the payout value displayed on the graph when no time remains in the play of the game.

2. The gaming device of claim 1, wherein the initial payout value displayed on the graph equals the wager made by the player.

9

3. The gaming device of claim 1, wherein at least two of the payout values are the same.

4. The gaming device of claim 1, wherein the payout values displayed on the graph in the play of the game are randomly determined.

5. The gaming device of claim 1, wherein the outcome is reduced by a designated house commission.

6. The gaming device of claim 1, wherein each of said payout values is reduced by a negative bias value added to the payout values over time.

7. The gaming device of claim 1, which includes an event that is initiated if one of the displayed payout values intersects an icon displayed on the graph.

8. The gaming device of claim 7, wherein the event includes a value added to the payout value that intersects the icon.

9. The gaming device of claim 7, wherein the event includes a value subtracted from the payout value that intersects the icon.

10. The gaming device of claim 7, wherein the event includes an initiation of at least one bonus game.

11. A gaming device controlled by a processor, said gaming device comprising:

a game operable upon a wager made by a player;  
a display device controlled by the processor; and  
a graph including a first axis and a second axis, wherein a plurality of different potential payout values are associated with the first axis and time is associated with the second axis,

wherein in a play of the game, the processor is operable to cause the display device to display the graph, sequentially display a plurality of the payout values on the graph each for a designated amount of time and provide to the player the payout value displayed on the graph when no time remains in the play of the game.

12. The gaming device of claim 11, wherein the processor enables the player to accept one of the payout values displayed on the graph.

13. The gaming device of claim 11, wherein the initial payout value displayed on the graph equals the wager made by the player.

14. The gaming device of claim 11, wherein at least two of the payout values are the same.

15. The gaming device of claim 11, wherein the payout values displayed on the graph are randomly determined.

16. The gaming device of claim 11, wherein the outcome is reduced by a designated house commission.

17. The gaming device of claim 11, wherein each of said payout values is reduced by a negative bias value added to the payout values over time.

18. The gaming device of claim 11, which includes an event that is initiated when one of the displayed payout values intersects an icon displayed on the graph.

19. The gaming device of claim 18, wherein the event includes a value added to the payout value that intersects the icon.

10

20. The gaming device of claim 18, wherein the event includes a value subtracted from the payout value that intersects the icon.

21. The gaming device of claim 18, wherein the event includes an initiation of at least one bonus game.

22. A gaming device controlled by a processor, said gaming device comprising:

a game operable upon a wager made by a player;  
an input device in communication with the processor;  
a display device controlled by the processor; and  
a graph including a first axis and a second axis, wherein a plurality of different potential payout values are associated with the first axis and time is associated with the second axis;

wherein in a play of the game, the processor is operable to cause the display device to display the graph, sequentially display a plurality of the payout values on the graph, enable the player to accept one of the payout values using the input device and provide an outcome to the player including one of the displayed payout values on the graph when the player accepts said payout value using the input device.

23. The gaming device of claim 22, which includes a designated amount of time to display the plurality of the payout values on the graph in the play of the game, wherein the outcome provided to the player includes the displayed payout value accepted by the player or the payout value displayed on the graph when the designated amount of time expires in the play of the game.

24. The gaming device of claim 22, wherein the initial payout value displayed on the graph equals the wager made by the player.

25. The gaming device of claim 22, wherein at least two of the payout values are the same.

26. The gaming device of claim 22, wherein the payout values displayed on the graph are randomly determined.

27. The gaming device of claim 22, wherein the payout value accepted by the player is reduced by a designated house commission.

28. The gaming device of claim 22, wherein each of said payout values is reduced by a negative bias value added to the payout values over time.

29. The gaming device of claim 22, which includes an event that is initiated when one of the displayed payout values intersects an icon displayed on the graph.

30. The gaming device of claim 29, wherein the event includes a value added to the payout value that intersects the icon.

31. The gaming device of claim 29, wherein the event includes a value subtracted from the payout value that intersects the icon.

32. The gaming device of claim 29, wherein the event includes an initiation of at least one bonus game.

\* \* \* \* \*

UNITED STATES PATENT AND TRADEMARK OFFICE  
**CERTIFICATE OF CORRECTION**

PATENT NO. : 7,040,982 B2  
APPLICATION NO. : 10/002553  
DATED : May 9, 2006  
INVENTOR(S) : Eugene Jarvis et al.

Page 1 of 1

It is certified that error appears in the above-identified patent and that said Letters Patent is hereby corrected as shown below:

Page 2, under U.S. Patent Documents, change "5,823,874 A 10/1998 Adams" to --5,823,874 A 10/1998 Weiss--.

Signed and Sealed this

Twenty-ninth Day of August, 2006

A handwritten signature in black ink on a light gray dotted background. The signature reads "Jon W. Dudas" in a cursive style.

JON W. DUDAS

*Director of the United States Patent and Trademark Office*

UNITED STATES PATENT AND TRADEMARK OFFICE  
**CERTIFICATE OF CORRECTION**

PATENT NO. : 7,040,982 B1  
APPLICATION NO. : 10/002553  
DATED : May 9, 2006  
INVENTOR(S) : Eugene Jarvis et al.

Page 1 of 1

It is certified that error appears in the above-identified patent and that said Letters Patent is hereby corrected as shown below:

In Column 4, Line 33, change "period between and few seconds" to --periods between a few seconds--.

In Column 7, Line 7, change "chart value is check to see" to --chart value is checked to see--.

Signed and Sealed this

First Day of September, 2009



David J. Kappos  
*Director of the United States Patent and Trademark Office*