



US006938477B2

(12) **United States Patent**  
**Kalix et al.**

(10) **Patent No.:** **US 6,938,477 B2**  
(45) **Date of Patent:** **Sep. 6, 2005**

(54) **SOLID STATE ILLUMINATOR FOR BI-COLORED PORTED WATER LEVEL GAUGES**

(75) Inventors: **David Kalix**, Dartmouth (CA); **John Spencer**, Dartmouth (CA)

(73) Assignee: **Fossil Steam Technologies Inc.**, Dartmouth (CA)

(\*) Notice: Subject to any disclaimer, the term of this patent is extended or adjusted under 35 U.S.C. 154(b) by 0 days.

(21) Appl. No.: **10/487,868**

(22) PCT Filed: **Nov. 3, 2003**

(86) PCT No.: **PCT/CA03/01684**

§ 371 (c)(1),  
(2), (4) Date: **Feb. 26, 2004**

(87) PCT Pub. No.: **WO2004/042332**

PCT Pub. Date: **May 21, 2004**

(65) **Prior Publication Data**

US 2005/0092082 A1 May 5, 2005

(30) **Foreign Application Priority Data**

Nov. 4, 2002 (CA) ..... 2410978

(51) **Int. Cl.**<sup>7</sup> ..... **G01F 23/00; G01F 23/02**

(52) **U.S. Cl.** ..... **73/293; 73/328**

(58) **Field of Search** ..... **73/313, 314, 293, 73/326-330**

(56) **References Cited**

**U.S. PATENT DOCUMENTS**

2,024,815 A	12/1935	Blackburn	73/293
2,115,889 A	5/1938	Steimel	330/3
2,510,729 A	6/1950	Van Ham	73/330
3,119,268 A	1/1964	Stanley	73/331
4,450,722 A	5/1984	Keyes, IV et al.	73/293
4,733,335 A	3/1988	Serizawa et al.	362/503
4,813,759 A	3/1989	Chappell	340/531
4,836,022 A	6/1989	Zhang	73/293
4,877,668 A	10/1989	Hinz et al.	428/68
5,072,616 A	12/1991	Sherrick	73/293
6,043,505 A	3/2000	Ames et al.	250/577

**FOREIGN PATENT DOCUMENTS**

CA	1 250 462	2/1989	
CA	2 186 805	6/1997	
DE	32 29 125	3/1990	
DE	198 00 770	12/1998	
JP	62044630	2/1987	
JP	2003172651 A *	6/2003	..... G01F 23/02

\* cited by examiner

*Primary Examiner*—Hezron Williams  
*Assistant Examiner*—Tamiko Bellamy  
(74) *Attorney, Agent, or Firm*—Jacobson Holman PLLC

(57) **ABSTRACT**

A solid state illuminator and display means are provided for bi-colored ported water level gauges suitable for use in high pressure steam drums or similar water/steam devices to facilitate making an accurate determination of water level in such a device. The illuminator comprises an array of bi-colored solid state light emitting diodes (LEDs), as the light source, and a precision lens to focus the light provided from the LEDs through a gauge body and onto the view screen.

**10 Claims, 5 Drawing Sheets**

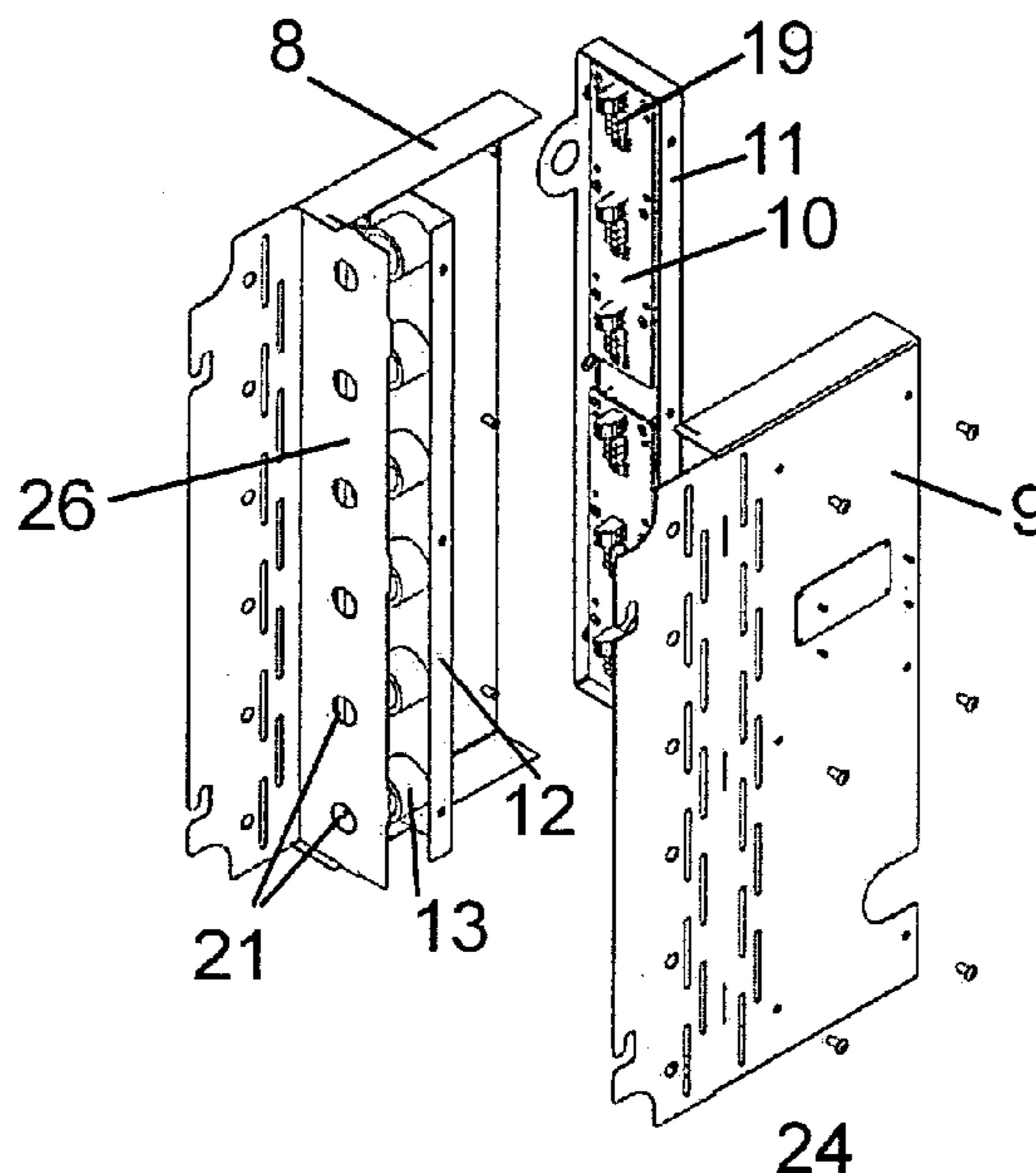


Figure 1b - Prior art

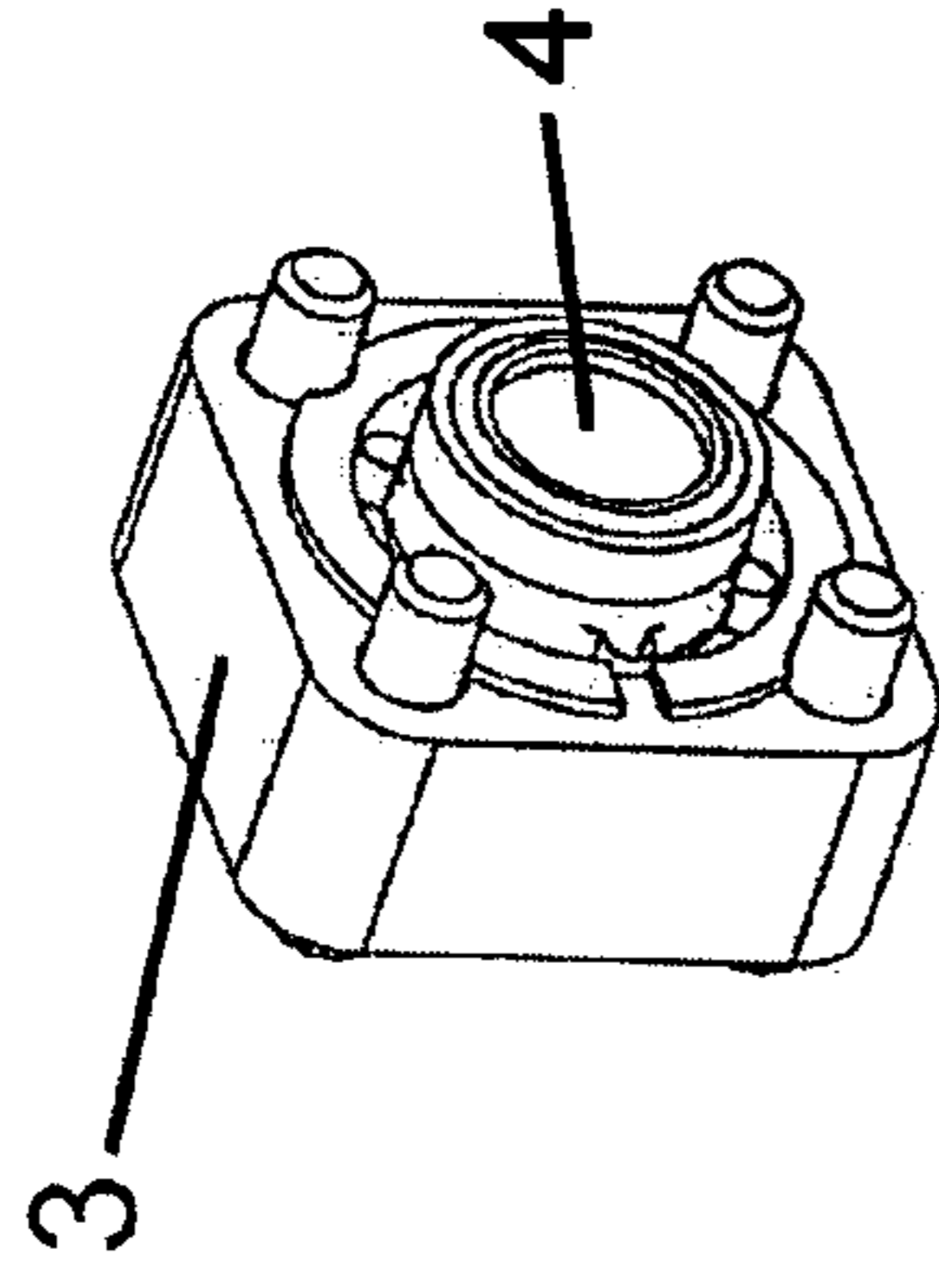


Figure 1c - Prior art

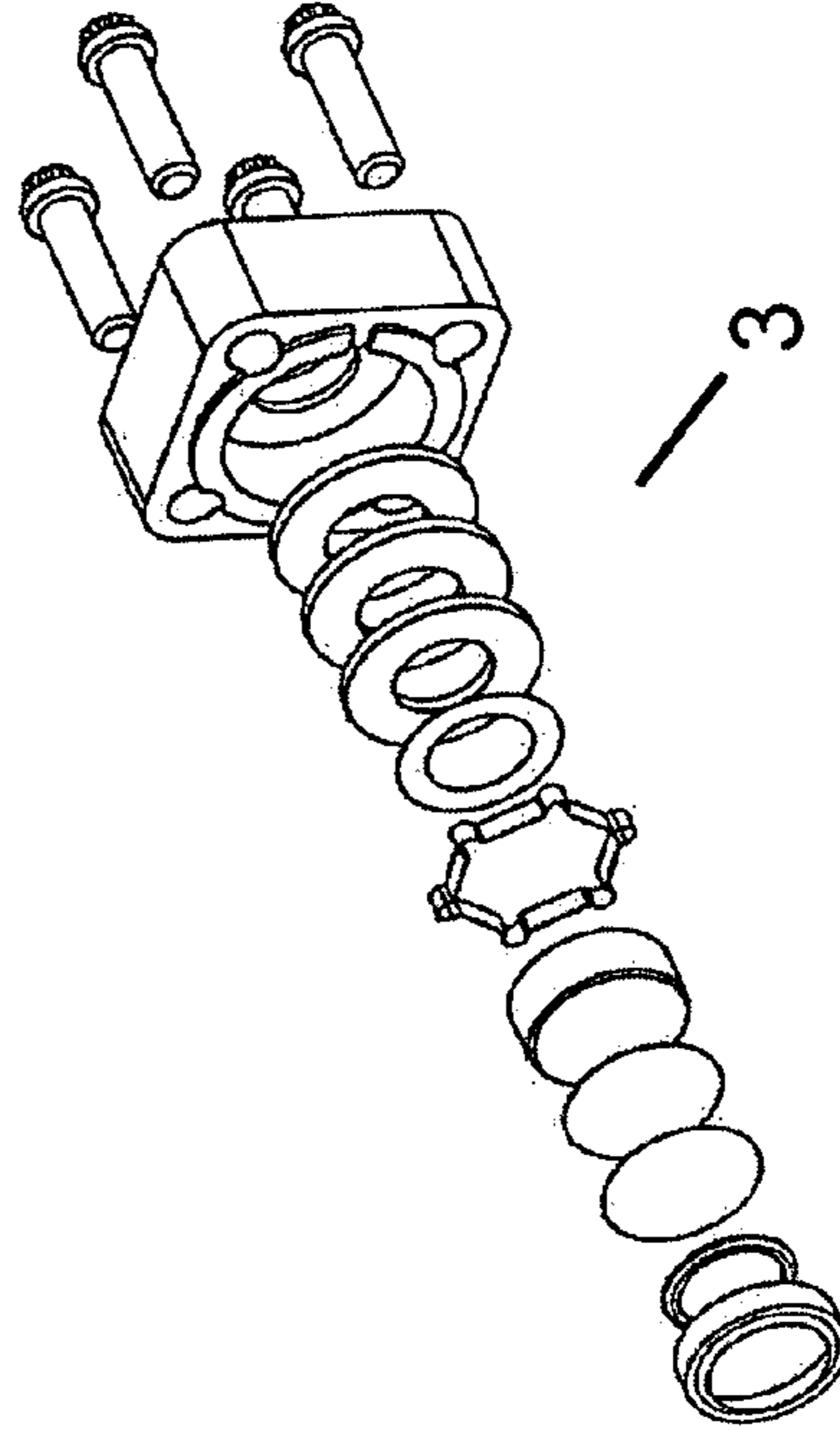


Figure 1a - Prior art

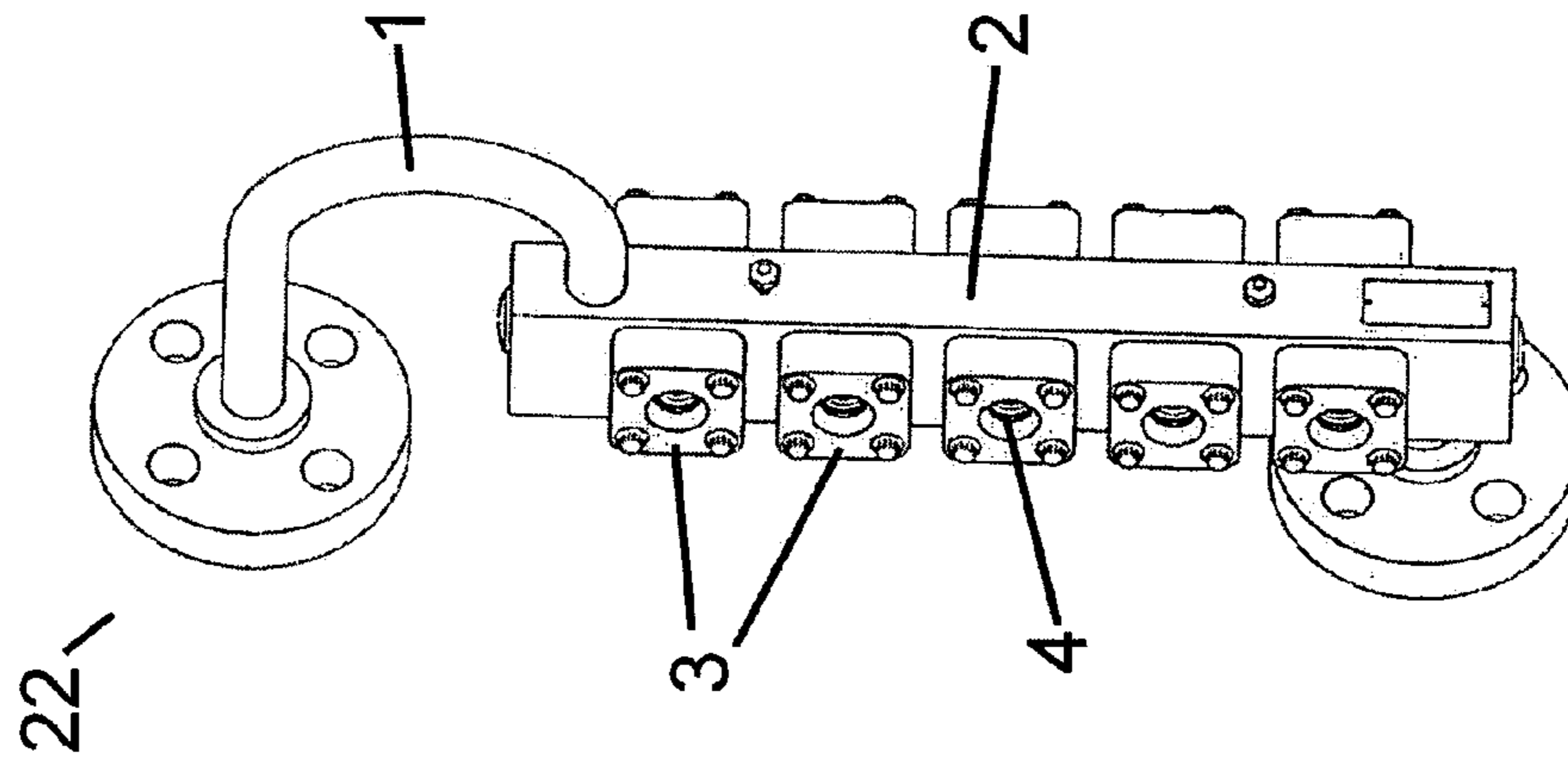


Figure 2b - Prior Art

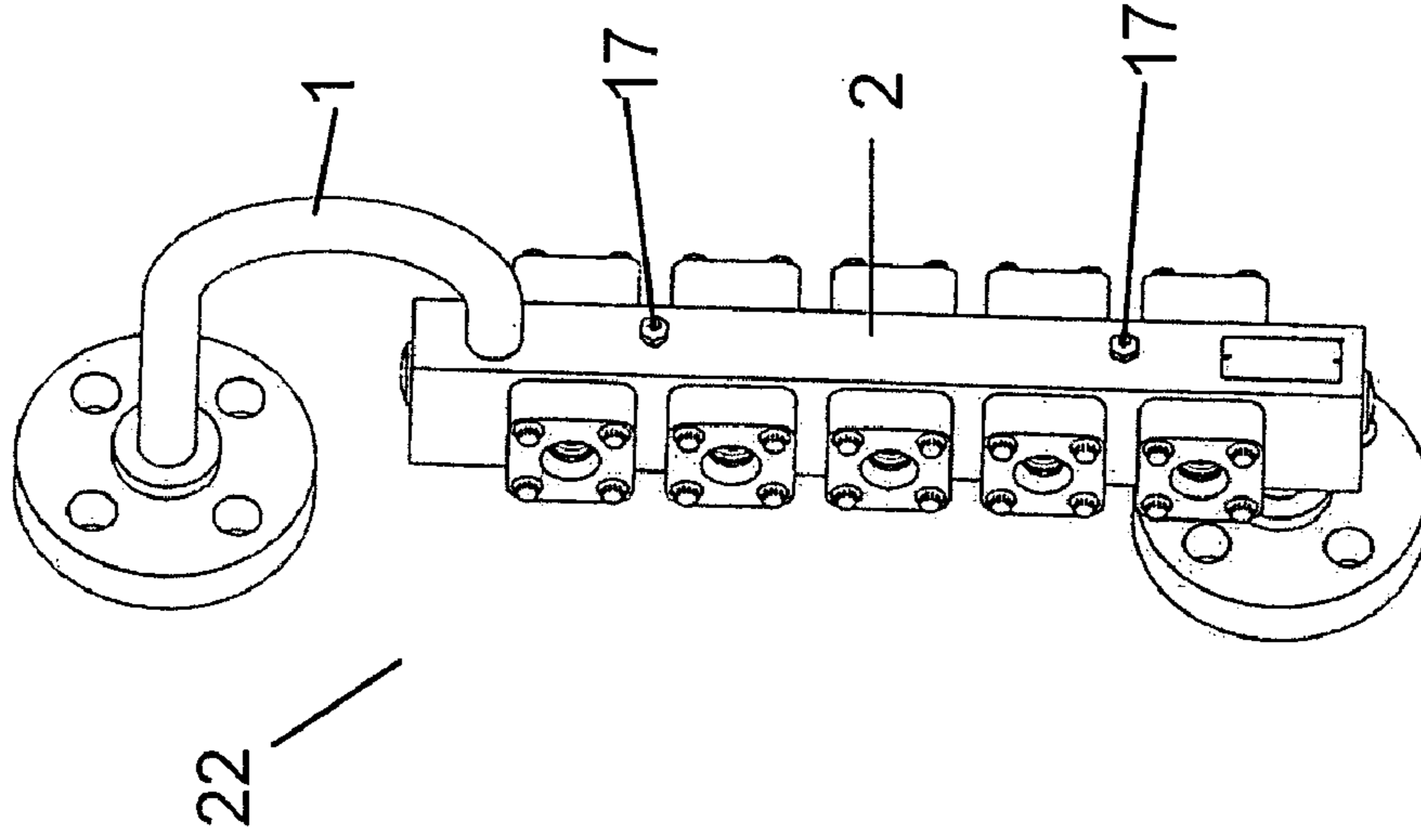


Figure 2a

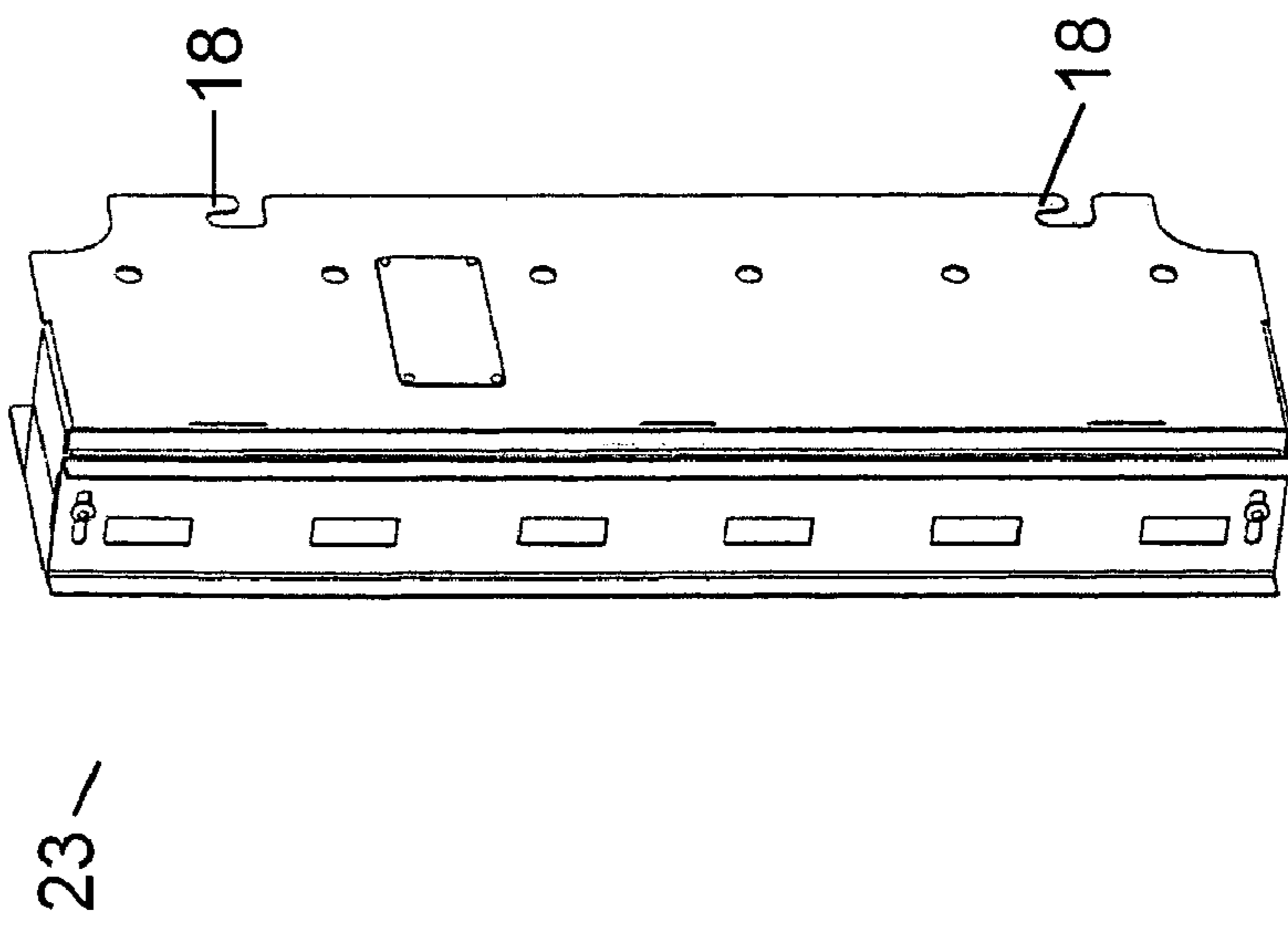


Figure 2c

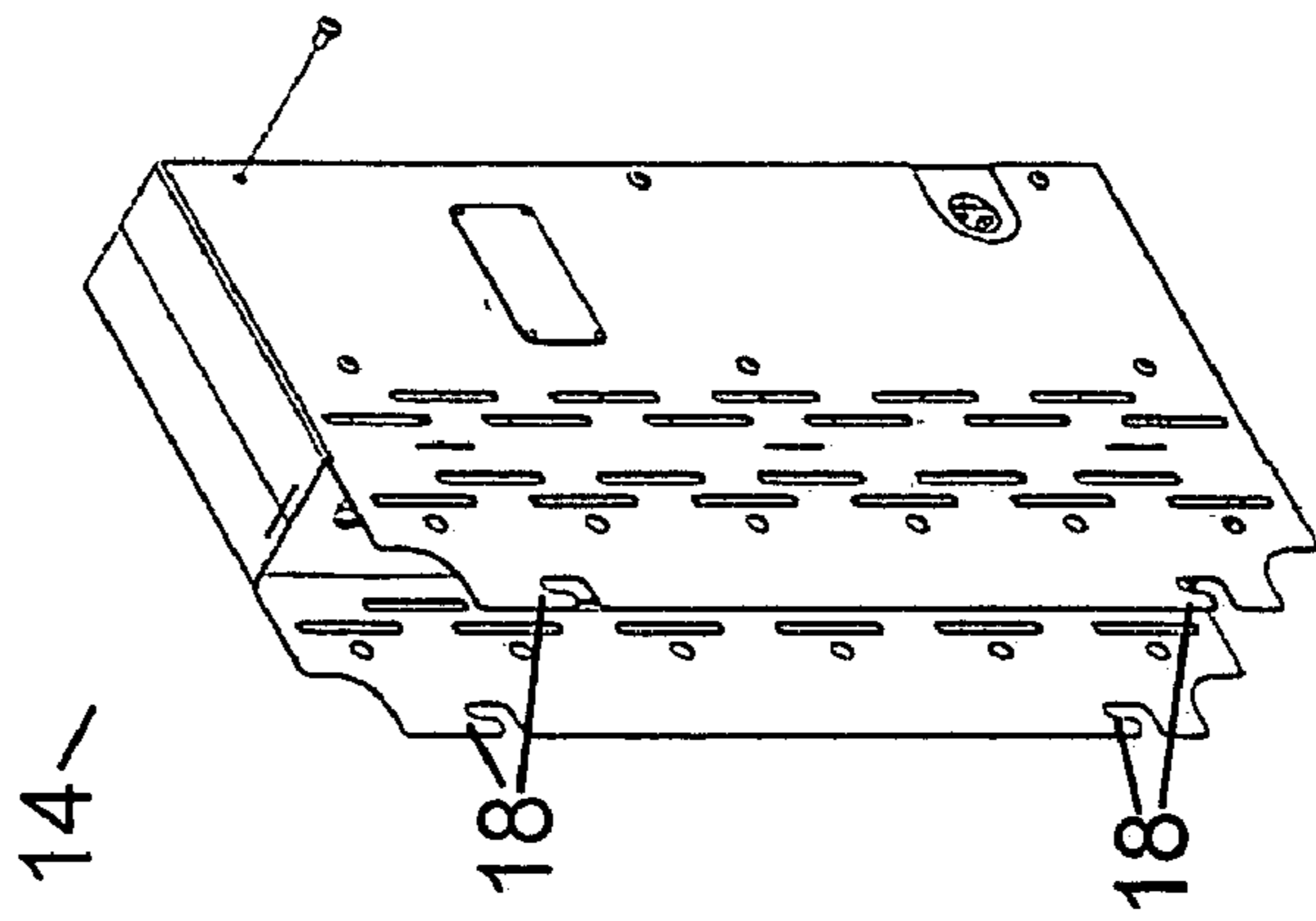


Figure 3a

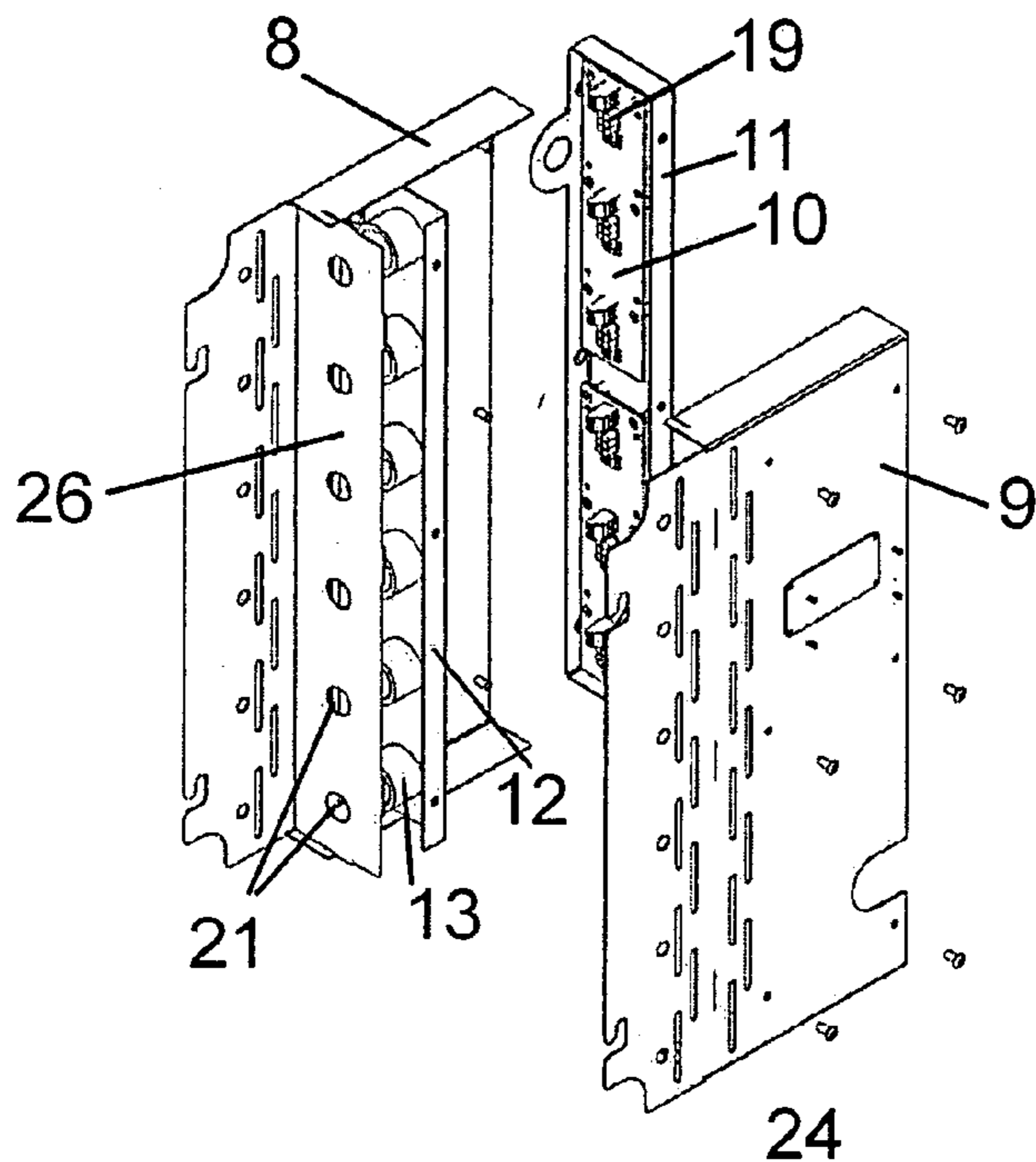


Figure 3b

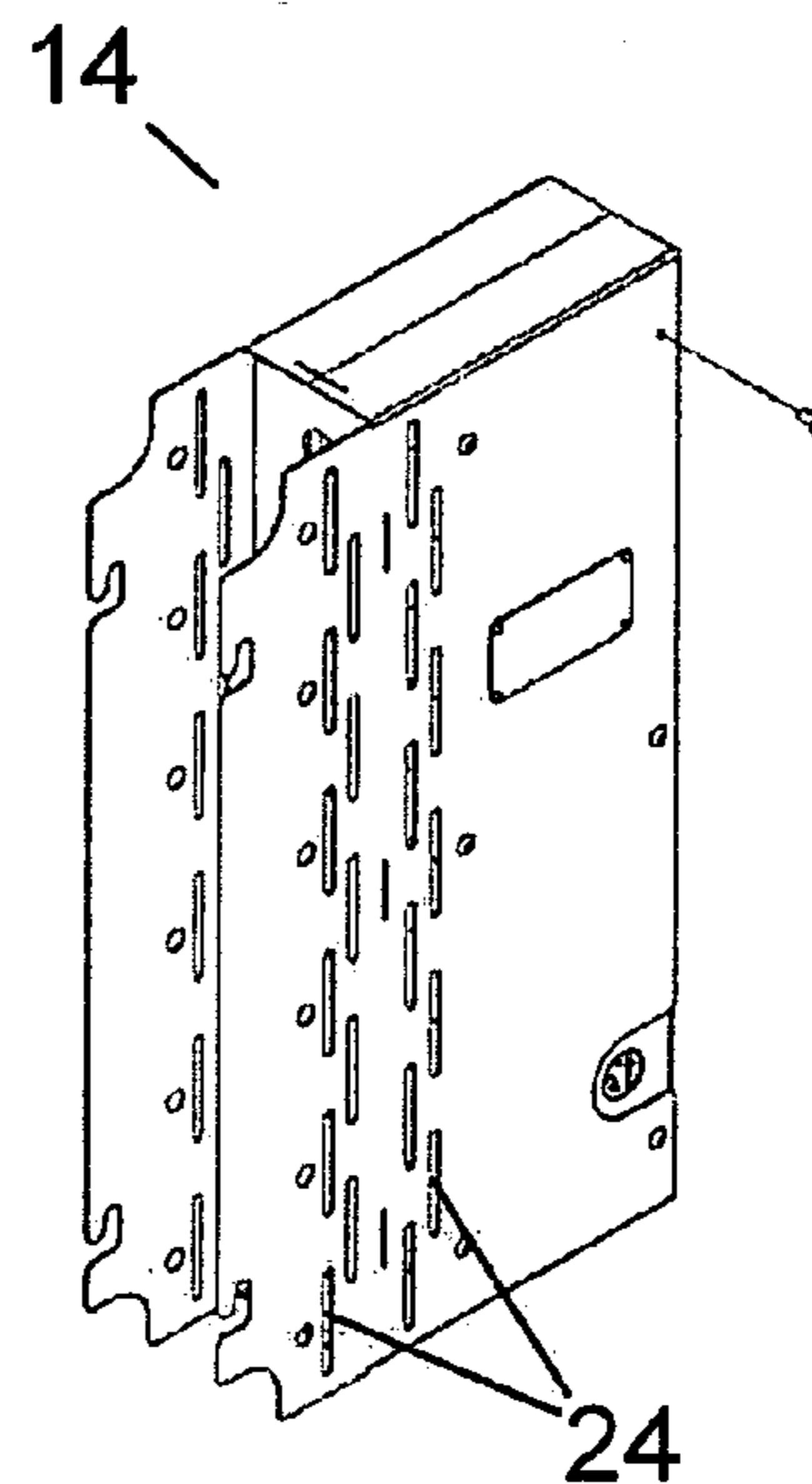


Figure 3c

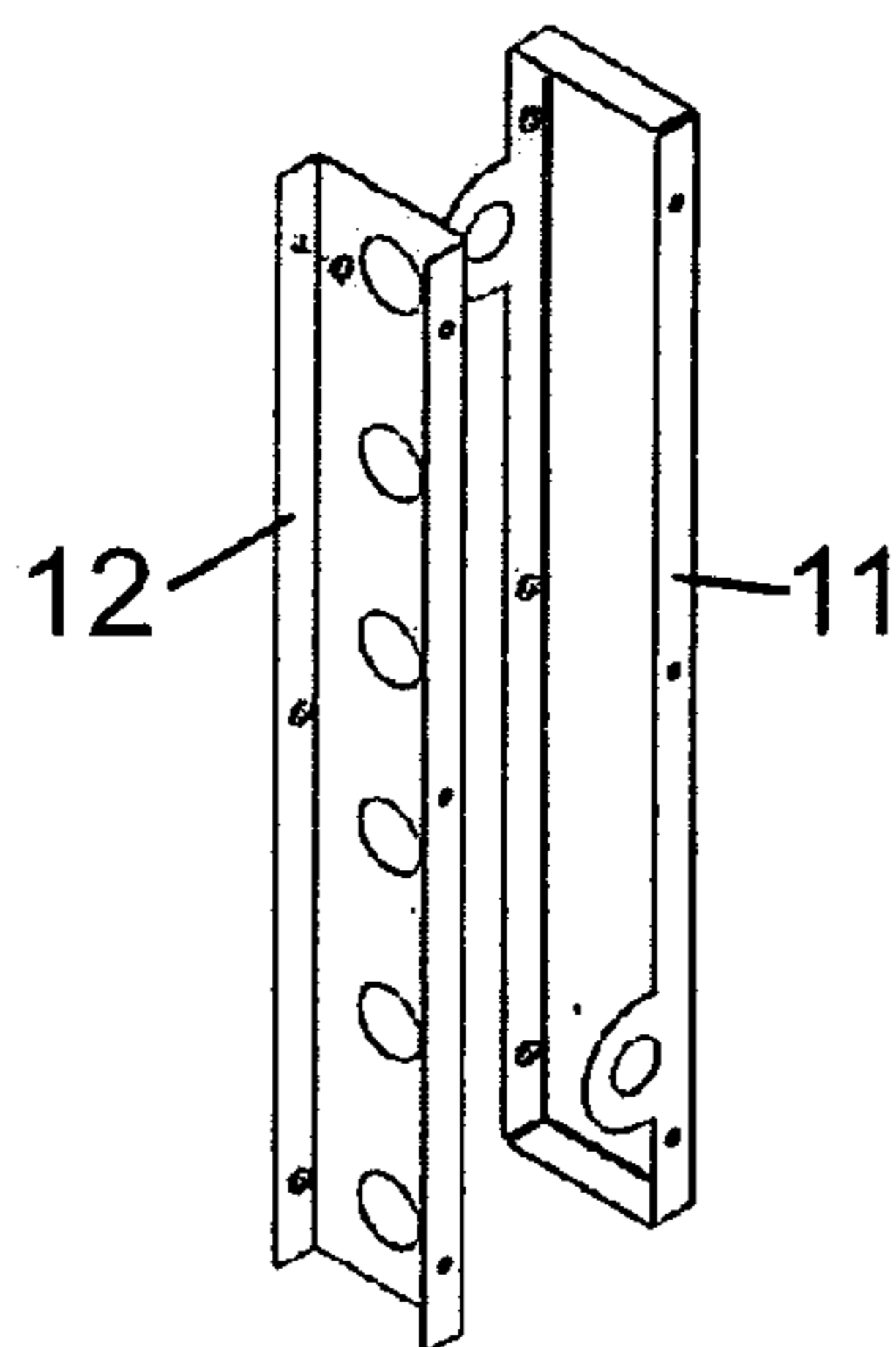


Figure 3d

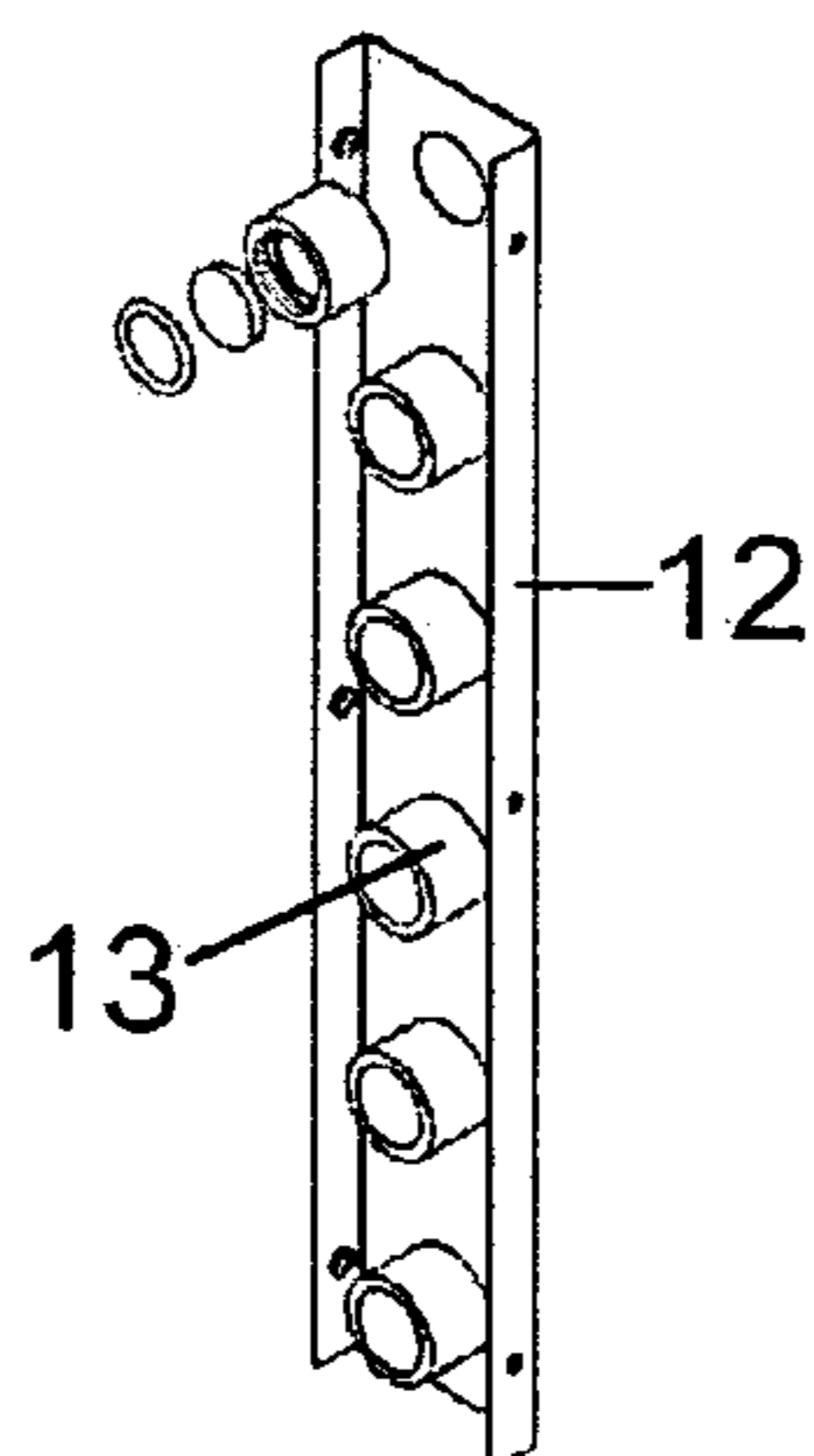


Figure 3e

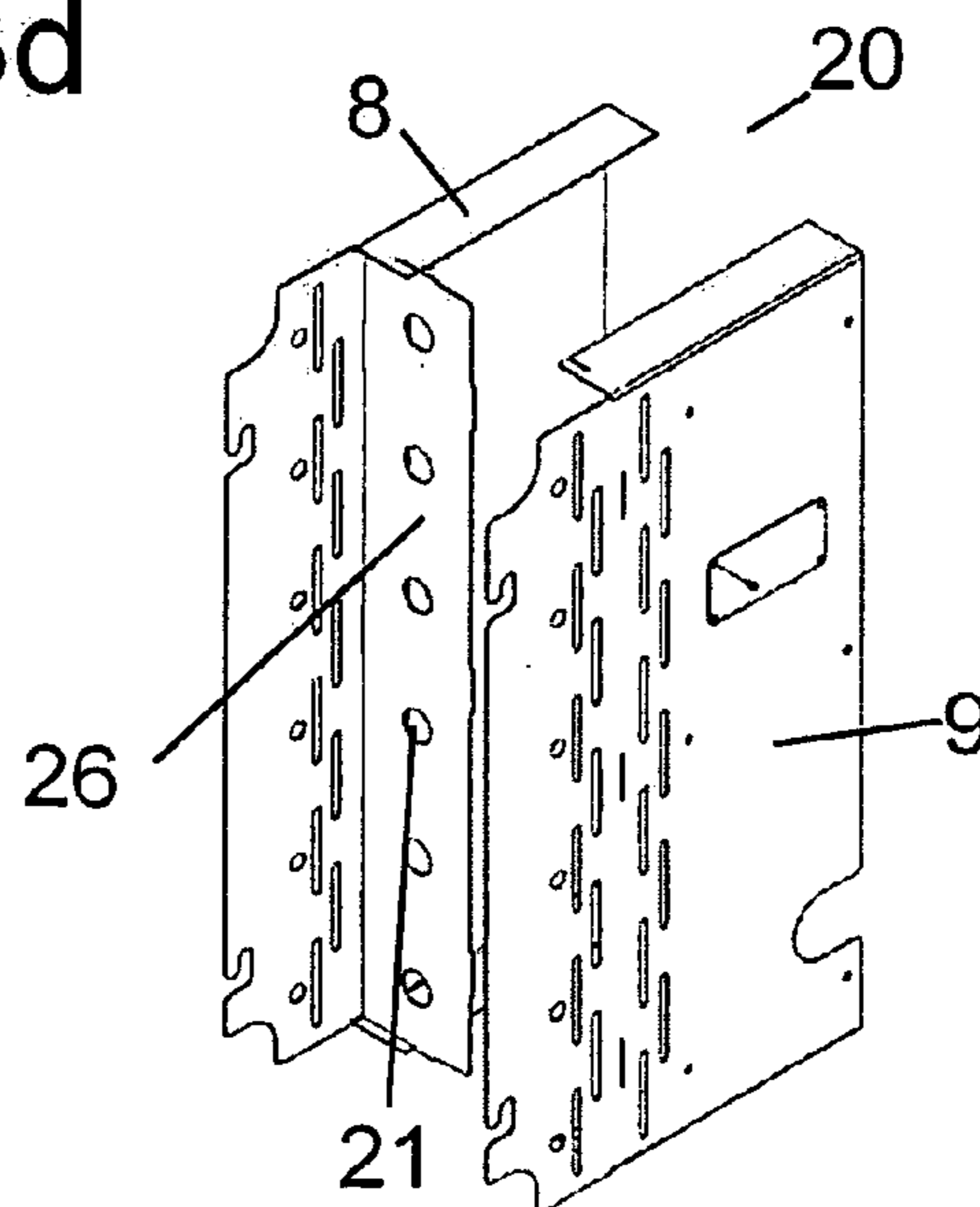


Figure 4c

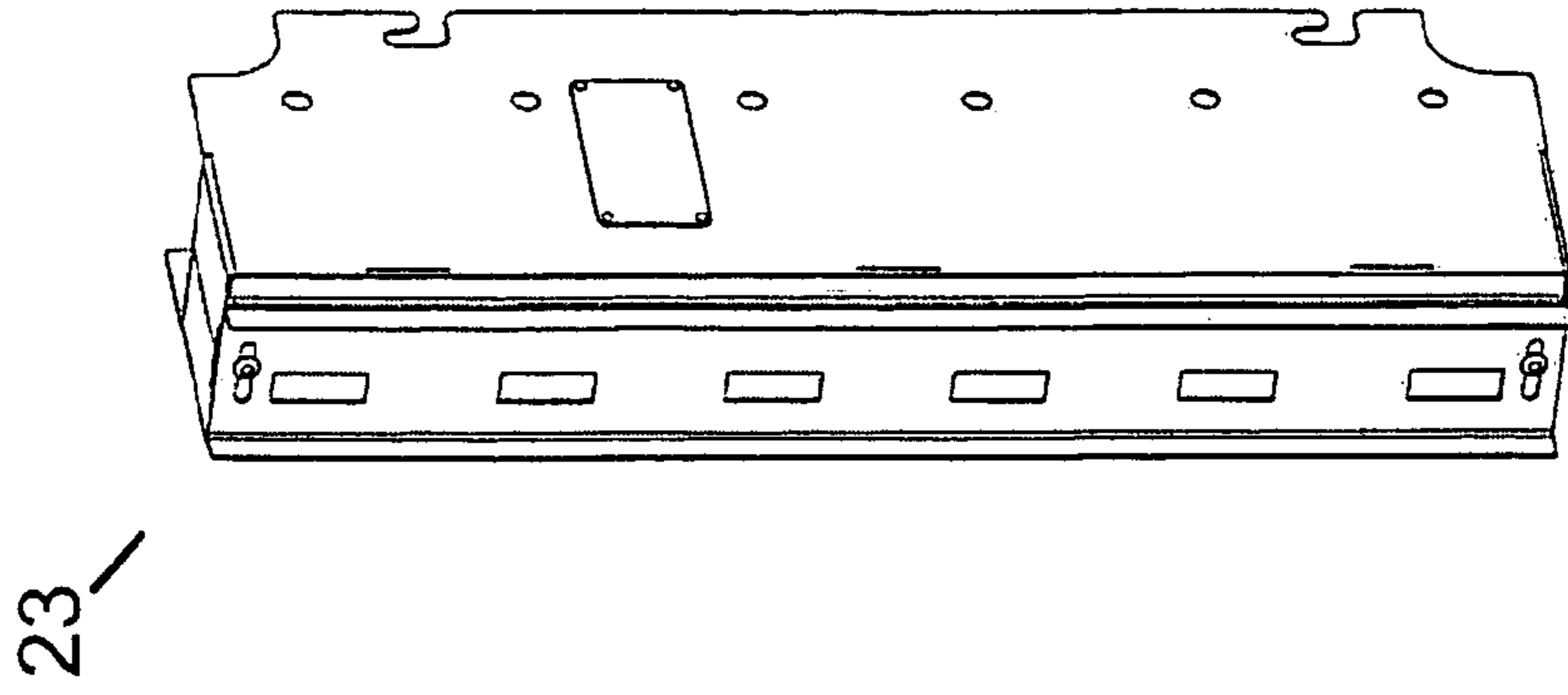


Figure 4b

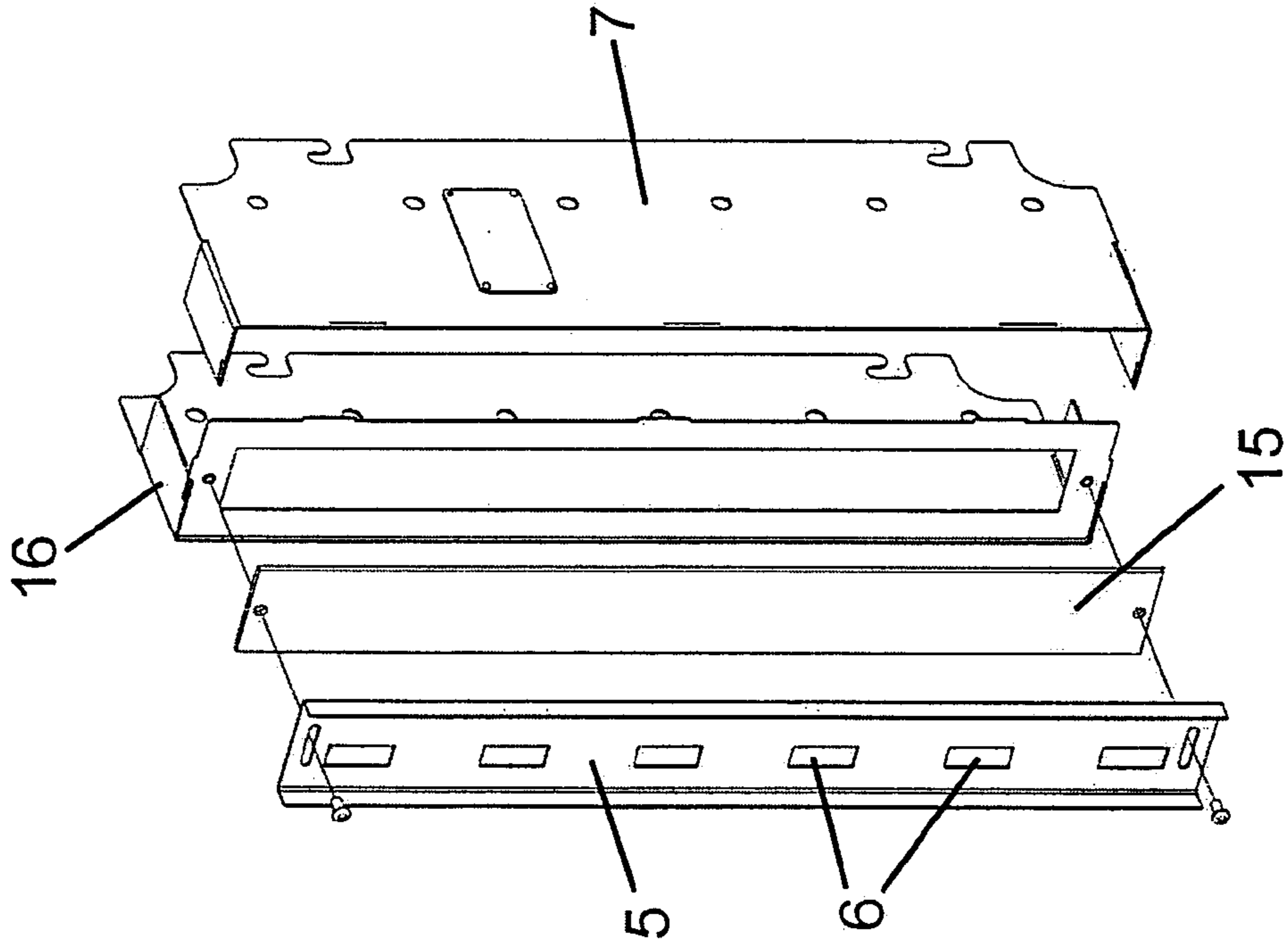

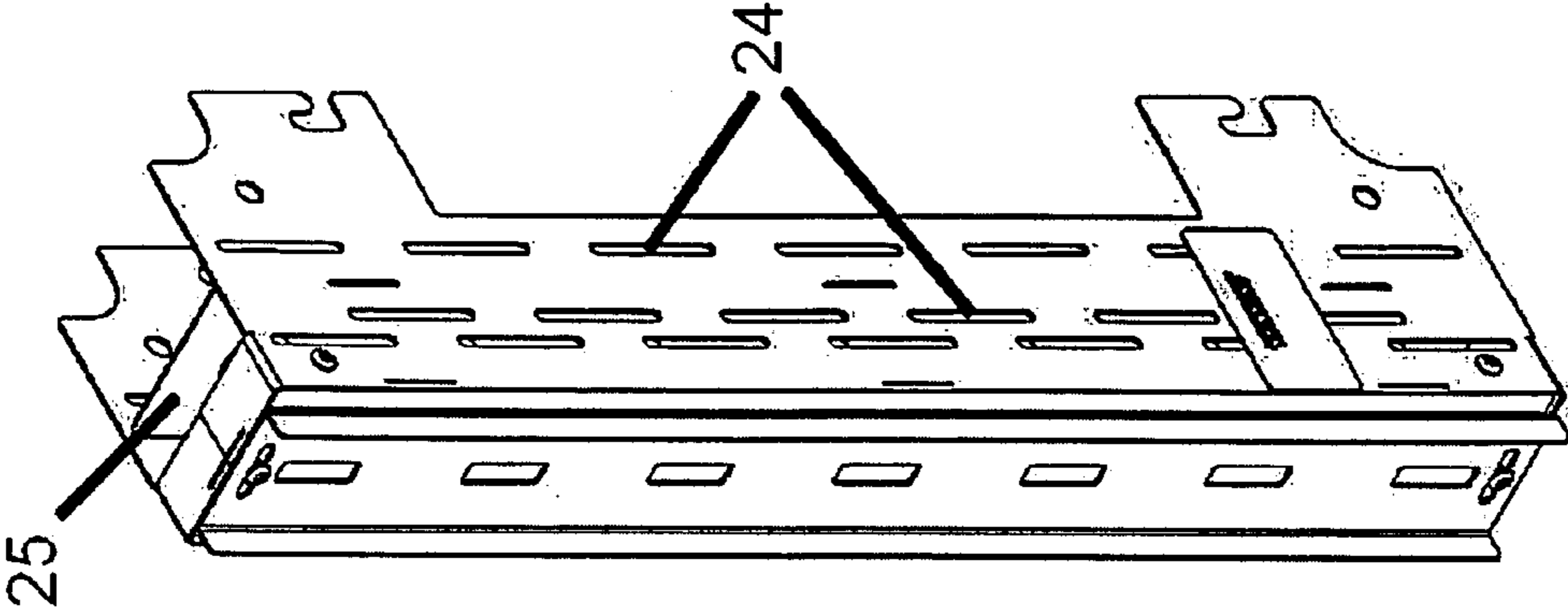


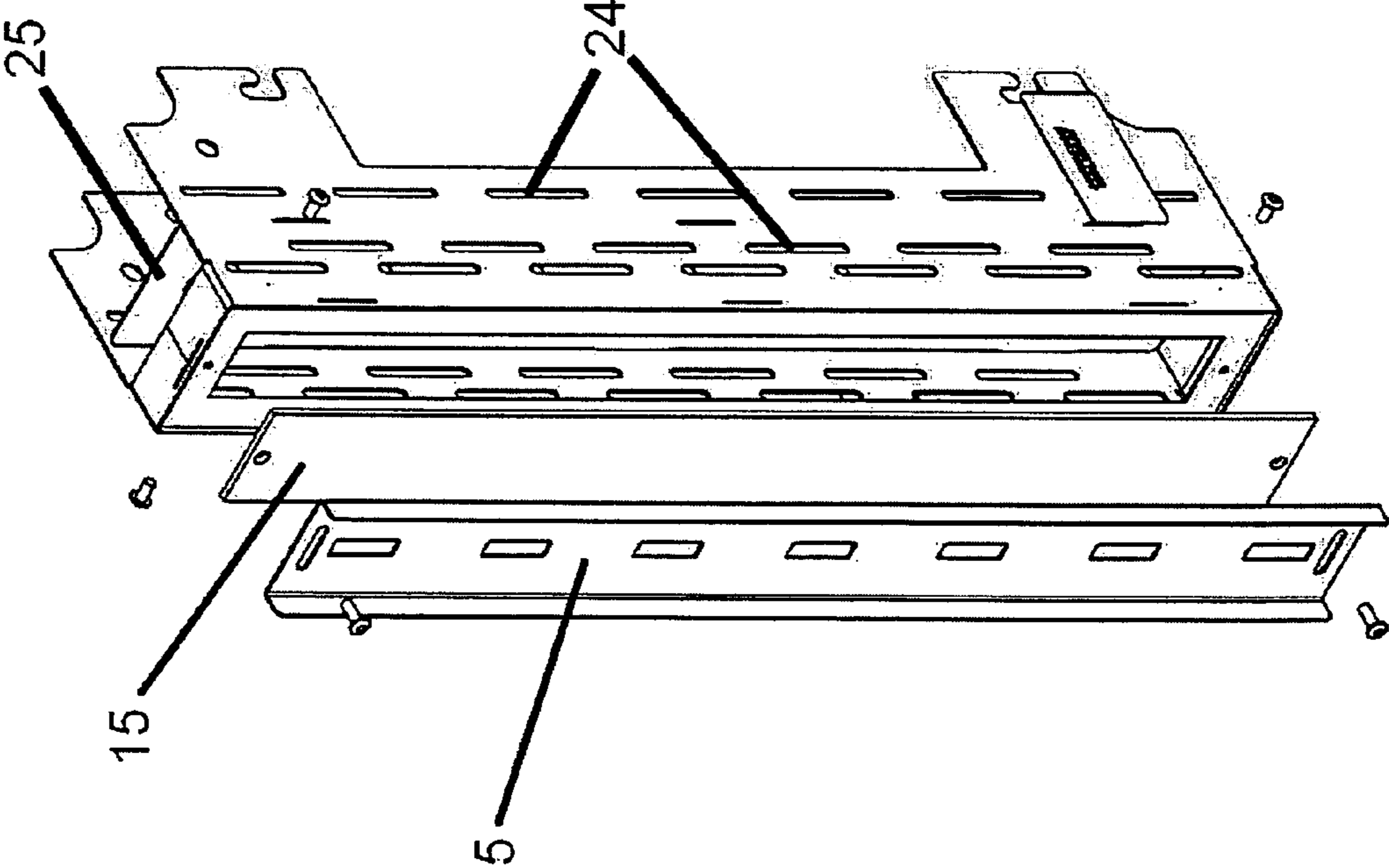
Figure 4a



**Figure 6**



**Figure 5**



1

## SOLID STATE ILLUMINATOR FOR BI-COLORED PORTED WATER LEVEL GAUGES

### CROSS REFERENCE TO RELATED ART

This application is a national stage entry of PCT/CA03/01684 Nov. 03, 2003.

### FIELD OF THE INVENTION

The present invention relates, generally, to a device for accurate determination of water level in a high pressure boiler drum or other similar water/steam apparatus. More specifically, the present invention utilizes an array of vertically arranged, bi-coloured, solid state light emitting diodes (LEDs) to provide light that is focussed through an array of precision lens and projected through either steam or water and displayed upon a view screen. The presence of either steam or water at a level corresponding to each LED in the array of LEDs will result in a clear and unmistakable colour change observable on the view screen.

### BACKGROUND OF THE INVENTION

The design and use of bi-coloured light for determining water levels in steam boilers is well taught and documented in the art. Traditionally, incandescent light is passed through coloured lenses as the light source. These designs suffer from numerous deficiencies in their fragility, efficiency, power requirements and life span. An incandescent light source utilizes a fragile filament operating at high temperature. This filament can easily become damaged and break when subjected to continued vibration. In addition, the high operating temperature of the filament limits the life span of the incandescent light. The same incandescent light source requires a high level of power to operate and only a small percentage of this power is converted to usable light. The remaining power is lost, predominantly as heat.

Numerous liquid level indicators can be found in the art to which the present invention provides advances. U.S. Pat. No. 2,510,729 describes an indicating gauge in which a vertical column containing both water and steam includes a multitude of bores which pass horizontally through the column and allow for visual inspection of the contents of the column present at the corresponding level. An operator is able to inspect and determine the level at which the contents of the column shift from water to steam.

In U.S. Pat. Nos. 2,024,815 and 2,115,889, indicators that utilize the reflective and refractive properties of water, steam and light are revealed. In each case, the operator inspects the individual gauges within a plurality of gauges and is able to determine the water/steam level by observing a colour change associated with the level corresponding to the change from water to steam. The device of U.S. Pat. No. 2,115,889 provides an additional means to visually inspect the gauge at a greater distance, more specifically, at a position located far below the gauge. The light is provided in each of these devices via an incandescent light source.

U.S. Pat. No. 4,836,022 describes a bi-colour fluviograph for use in steam boilers and provides improvement to the intensity of light provided from the light source and includes benefits aimed at reducing the frequency of maintenance of the fluviograph. The light is provided by a fluorescent lamp and the colours are introduced via a two planes, one painted red, and the other green. The fluviograph increases the intensity of the red light to allow for its operation in murky

2

or turbulent water conditions that would render most previous devices inoperable. A further advantage is that the device need not be cleaned as frequently. Traditionally, the impurities in the water contained within the boiler would deposit on the lens and gradually reduce the effective light transmitted. This effect is lessened by increasing the light intensity.

### SUMMARY OF THE INVENTION

The present invention provides a gauge system that incorporates a solid state illuminator and corresponding view screen, which can help accurately determine the water level in steam boilers or similar devices, and do so in a safe, economical, and efficient manner.

The use of light emitting diodes as a light source in a level gauge illuminator provides reduced operating costs in that much or virtually all power is converted to visible light. In addition, the nominal life of an LED is 100,000 hours. An LED is unaffected by continued vibration. An LED is capable of producing red and green light directly, eliminating the need for coloured glass. Finally, an LED requires minimal power to operate and the use of a solid state illuminator would be intrinsically safe in a hazardous environment.

According to an aspect of the present invention, there is provided a bi-colour ported water level gauge for use in determining the water level in a steam/water environment, for instance in a boiler steam drum comprising: an electronic printed circuit board containing an array of high-intensity, narrow beam, red/green light emitting diodes; the electronic printed circuit board being mounted on an electronics divider board; a divider board comprising a plurality of viewing ports, said ports being individually aligned with the light emitting diodes, and preferably substantially equal in number thereto; a heat divider for protecting the printed circuit board from high temperatures existing at an external housing comprising rows of offset slots to reduce heat transmission; and display means, such as a view screen, onto which light originating from the light emitting diodes is projected for inspection by an operator.

According to another aspect of the present invention, there is provided a bi-colour ported water level gauge illuminator for use in determining the water level in a steam/water environment, for instance in a boiler steam drum comprising: an electronic printed circuit board containing an array of high-intensity, narrow beam, red/green light emitting diodes; the electronic printed circuit board being mounted on an electronics divider board; a divider board comprising a plurality of viewing ports, said ports being individually aligned with the light emitting diodes, and preferably substantially equal in number thereto; and a heat divider for protecting the printed circuit board from high temperatures existing at an external housing comprising rows of offset slots to reduce heat transmission.

According to an aspect of the present invention, there is provided a bi-colour ported water level gauge for use in determining the water level in a steam/water environment, for instance in a boiler steam drum comprising: an electronic printed circuit board containing an array of high-intensity, narrow beam, red/green light emitting diodes; the electronic printed circuit board being mounted on an electronics divider board; a lens divider board comprising a plurality of viewing ports, each containing means, such as a plano-convex lens, for focussing light originating from the light emitting diodes, said ports being individually aligned with the light emitting diodes, and preferably substantially equal

3

in number thereto; a heat divider for protecting the printed circuit board from high temperatures existing at an external housing comprising rows of offset slots to reduce heat transmission; and display means, such as a view screen, onto which light originating from the light emitting diodes is projected for inspection by an operator.

According to another aspect of the present invention, there is provided a bi-colour ported water level gauge illuminator for use in determining the water level in a steam/water environment, for instance in a boiler steam drum comprising: an electronic printed circuit board containing an array of high-intensity, narrow beam, red/green light emitting diodes; the electronic printed circuit board being mounted on an electronics divider board; a lens divider board comprising a plurality of viewing ports, each containing means, such as a plano-convex lens, for focusing light originating from the light emitting diodes, said ports being individually aligned with the light emitting diodes, and preferably substantially equal in number thereto; and a heat divider for protecting the printed circuit board from high temperatures existing at an external housing comprising rows of offset slots to reduce heat transmission.

A further aspect of the invention provides a method for determining the water level in a boiler steam heater, or similar water/steam device characterized by the steps of: projecting a first light from one or more light emitting diodes of a first colour; projecting a second light from one or more light emitting diodes of a second colour; passing said first and second lights through a column containing steam and water at a varying level onto a projection screen positioned on an opposing side of said column relative to said light emitting diodes; observing the position of the first and second light on the projection screen at varying vertical levels along the column; and determining the presence of water or steam at each of said varying vertical levels based upon the observed positions of the first and second lights on the projection screen.

#### BRIEF DESCRIPTION OF THE DRAWINGS

FIG. 1a is a perspective view of a conventional water level gauge, demonstrating a vertical array of viewing ports;

FIG. 1b is a perspective view of an individual port;

FIG. 1c is an exploded, perspective view of an individual port;

FIGS. 2a, 2b, and 2c constitute a perspective view of a system according to an embodiment of the present invention including the component parts from left to right: namely a level display, a level gauge, and an illuminator;

FIG. 3a is an exploded, perspective view of an illuminator according to an embodiment of the present invention;

FIG. 3b is a completed, perspective view of the illuminator of FIG. 3a;

FIG. 3c is an exploded, perspective view of an electronics divider board, and a lens divider board according to an embodiment of the present invention;

FIG. 3d is a perspective view of the lens divider board of FIG. 3c, including an array of lenses, one lens of which is presented in an exploded view;

FIG. 3e is an exploded perspective view of external housing of the illuminator according to an embodiment of the present invention;

FIG. 4a is a perspective view of an inner display end plate according to an embodiment of the present invention;

FIG. 4b is an exploded, perspective view of a level display according to an embodiment of the present invention; and

4

FIG. 4c is a completed, perspective view of the level display of FIG. 4b.

FIG. 5 is an exploded, perspective view of a level display according to a second embodiment of the present invention; and

FIG. 6 is a completed, perspective view of the level display of FIG. 5.

#### DETAILED DESCRIPTION OF THE INVENTION

The system of the present invention comprises two main components: an illuminator, and a level display.

These two main components interact with a conventional water level gauge **22** as can be seen in FIG. 1A. A conventional water level gauge **22** is made up of a series of ports **3**, arranged vertically along a column **2**, each comprising an opening **4** protected by glass, through which light may pass. When installed on a water boiler, or similar device, water or steam or a combination of the two will pass from the boiler, through the pipe **1**, and into the column **2**. An operator, who wishes to inspect the column **2** may peer through the series of ports **3**, and determine the level of water within the gauge, and correspondingly, the boiler.

As can be seen in FIGS. 2a, 2b, and 2c, an illuminator **14** and level display **23** interact with a level gauge **22** by an interface that is formed between hooks **18** on the outer housings of the illuminator and the level display and a bolt **17** on the column **2** of the level gauge.

Referring to FIGS. 3a-3e, the illuminator may comprise an electronic printed circuit board (PCB) **10** containing an array of red and green light emitting diodes (LEDs) **19**, an array of plano-convex lenses **13**, equal in number to the number of LEDs **19**, and an external housing **20**, made up of a first portion **8** and a second portion **9**, adapted for attachment to a conventional water level gauge. The PCB **10** utilizes precision resistors to regulate the current supplied to each LED **19**. The PCB further utilizes a terminal block corresponding to each LED **19** that provides a connection point for the input power and allows for jumpering between individual PCBs **10**. The PCB **10** is mounted on an electronics divider **11** which is, in turn, attached to the first portion **8** and second portion **9** of the external housing. A lens divider board **12** is positioned adjacent to the array of LEDs **19**, and is attached to the first and second portions **8,9** of the outer housing. This lens divider board **12**, has a number of plano-convex lenses **13**, equal to the number of LEDs **19** present on the PCB **10**. These lenses **13** focus light through an equal number of holes **21** in a heat divider **26** on the first portion **8** of the external housing so as to provide light to be passed through a level gauge.

The first and second portions **8,9** of the illuminator further comprise an array of offset slots **24** extending substantially completely from top to bottom. These slots **24** are designed and offset to limit the transmission of heat originating in the level gauge. The typical operating environment of a level gauge for a steam boiler is very high, typically in the range of 696 degrees F. (369 degrees Celsius). By introducing these slots to the design, heat transmission by conduction from the level gauge to the PCB board assembly and the LEDs is reduced, and the LEDs are isolated from these high operating temperatures.

Referring now to FIGS. 4a, 4b, and 4c, the level display **23** may comprise a viewing screen **15** for viewing the light transmitted from the LEDs, having passed through a conventional water level gauge, an adjustable end plate **5** for blocking the unused red and green images, and a first portion



5

16 and second portion 7 of an external housing adapted for attachment to a conventional water level gauge. An adjustable end plate 5 provides openings 6 at the levels of concern and blocks the display of unwanted red and green light. The adjustable end plate 5 ensures that the operator can clearly distinguish between the levels and reduces error.

Referring now to FIGS. 5, and 6, a second heat divider 25 is provided for reducing the transmission of heat from the level gauge 22 to the view screen 15. Additionally, an array of offset slots 24 extends substantially completely from top to bottom of the level display 23. These slots 24 are designed and offset to limit the transmission of excess heat originating in the level gauge 22, which may impair the functionality of the display.

#### INDUSTRIAL APPLICABILITY

The bi-colour water level gauge and illuminator device taught herein generally provides an improved means for determining the water level in a boiler steam drum, heater, or similar water/steam device.

What is claimed is:

1. A bi-colour water level gauge for use in determining the water level in a boiler steam drum, heater, or similar water/steam device characterized by:

an electronic printed circuit board (10) containing an array of high-intensity narrow beam first colour and second colour light emitting diodes (19); said electronic printed circuit board (10) being mounted on an electronics divider board (11);

a lens divider board (12) comprising a plurality of viewing ports, each of said ports containing means, such as a plano-convex lens (13), for focussing light originating from said light emitting diodes (19), said ports being equal in number to, and aligned with said light emitting diodes (19);

a heat divider (26) for separating said printed circuit board (10) from exposure to high temperatures existing at an external housing; and

a display means (15) onto which light originating from the light emitting diodes (19) is projected for inspection by an operator.

2. A bi-colour water level gauge for use in determining the water level in a boiler steam drum, heater, or similar water/steam device characterized by:

an electronic printed circuit board (10) containing an array of high-intensity narrow beam first colour and second colour light emitting diodes (19); said electronic printed circuit board (10) being mounted on an electronics divider board (11);

a divider board (12) comprising a plurality of ports aligned with said light emitting diodes (19);

a heat divider (26) for separating said printed circuit board (10) from high temperatures existing at an external housing; and

a display means (15) onto which light originating from the light emitting diodes (19) is projected for inspection by an operator.

3. A bi-colour water level gauge illuminator for use in determining the water level in a boiler steam drum characterized by:

6

an electronic printed circuit board (10) containing an array of high-intensity narrow beam first colour and second colour light emitting diodes (19); said electronic printed circuit board (10) being mounted on an electronics divider board (11);

a lens divider board (12) comprising a plurality of ports, each of said ports containing means, such as a plano-convex lens (13), for focussing light originating from said light emitting diodes (19), equal in number to, and aligned with said light emitting diodes (19); and

a heat divider (26) for separating said printed circuit board (10) from high temperatures existing at an external housing.

4. A bi-colour water level gauge illuminator for use in determining the water level in a boiler steam drum characterized by:

an electronic printed circuit board (10) containing an array of high-intensity narrow beam first colour and second colour light emitting diodes (19); said electronic printed circuit board (10) being mounted on an electronics divider board (11);

a divider board (12) comprising a plurality of ports aligned with said light emitting diodes (19); and

a heat divider (26) for separating said printed circuit board (10) from high temperatures existing at an external housing.

5. A bi-colour water level gauge for use in determining the water level in a boiler steam drum, heater, or similar water/steam device according to claim 1, wherein said array of high-intensity narrow beam first colour and second colour light emitting diodes (19) comprises at least two light emitting diodes of said first colour arranged in parallel for independent operation and at least two light emitting diodes of said second colour arranged in parallel for independent operation.

6. A bi-colour water level gauge illuminator according to claim 3, wherein said array of high-intensity narrow beam first colour and second colour light emitting diodes (19) comprises at least two light emitting diodes of said first colour arranged in parallel for independent operation and at least two light emitting diodes of said second colour arranged in parallel for independent operation.

7. A bi-colour water level gauge for use in determining the water level in a boiler steam drum, heater, or similar water/steam device according to claim 1, wherein said first colour is red.

8. A bi-colour water level gauge for use in determining the water level in a boiler steam drum, heater, or similar water/steam device according to claim 1, wherein said second colour is green.

9. A bi-colour water level gauge illuminator for use in determining the water level in a boiler steam drum, heater, or similar water/steam device according to claim 3, wherein said first colour is red.

10. A bi-colour water level gauge illuminator for use in determining the water level in a boiler steam drum, heater, or similar water/steam device according to claim 3 wherein said second colour is green.

\* \* \* \* \*