



US006811759B2

(12) **United States Patent**
Tsuchiya et al.

(10) **Patent No.:** **US 6,811,759 B2**
(45) **Date of Patent:** **Nov. 2, 2004**

(54) **METHOD OF PRODUCING IRON OXIDE PELLETS**

(75) Inventors: **Osamu Tsuchiya**, Osaka (JP);
Hidetoshi Tanaka, Kakogawa (JP);
Takao Harada, Kakogawa (JP); **Jun Jimbo**, Osaka (JP); **Shoichi Kikuchi**, Osaka (JP); **Yasuhiko Igawa**, Osaka (JP)

(73) Assignee: **Kabushiki Kaisha Kobe Seiko Sho**, Kobe (JP)

(*) Notice: Subject to any disclaimer, the term of this patent is extended or adjusted under 35 U.S.C. 154(b) by 0 days.

(21) Appl. No.: **10/445,043**

(22) Filed: **May 27, 2003**

(65) **Prior Publication Data**

US 2003/0198779 A1 Oct. 23, 2003

Related U.S. Application Data

(63) Continuation of application No. 10/192,720, filed on Jul. 11, 2002, now Pat. No. 6,579,505, which is a continuation of application No. 09/175,481, filed on Oct. 20, 1998, now abandoned.

(30) **Foreign Application Priority Data**

Oct. 30, 1997 (JP) 09-298479

(51) **Int. Cl.**⁷ **C01G 49/02**

(52) **U.S. Cl.** **423/138**; 75/10.6; 75/766; 75/771; 264/15; 423/140; 423/632

(58) **Field of Search** 75/10.6, 243, 766, 75/771; 264/15, 70, 140; 423/138, 140, 632; 428/402

(56) **References Cited**

U.S. PATENT DOCUMENTS

3,443,931 A 5/1969 Beggs et al.
3,836,354 A 9/1974 Wienert
3,942,974 A 3/1976 Moreau et al.
4,025,596 A 5/1977 Parks et al.
4,161,501 A 7/1979 Skretting
5,000,783 A 3/1991 Dingeman et al.
5,112,391 A 5/1992 Owen et al.
5,186,741 A 2/1993 Kotraba et al.
5,302,186 A 4/1994 Field et al.
5,972,066 A 10/1999 Lehtinen
5,989,019 A 11/1999 Nishimura et al.

6,063,156 A 5/2000 Negami et al.
6,129,777 A 10/2000 Fuji et al.
6,149,709 A 11/2000 Uragami et al.
6,152,983 A 11/2000 Kamijo et al.
6,241,803 B1 6/2001 Fuji
6,251,161 B1 6/2001 Tateishi et al.
6,254,665 B1 7/2001 Matsushita et al.
6,258,149 B1 7/2001 Sugiyama et al.
6,296,479 B1 10/2001 Nishimura et al.
6,319,302 B1 11/2001 Harada
6,334,883 B1 1/2002 Takenaka et al.
6,368,379 B1 4/2002 Tateishi et al.
6,579,505 B2 * 6/2003 Tsuchiya et al. 423/138

FOREIGN PATENT DOCUMENTS

DE 26 07 650 9/1977
EP 0 413 592 2/1991
GB 1 364 150 8/1974
JP 36-17603 9/1961
JP 45-19569 7/1970
JP 49-15522 4/1974
JP 60-220135 11/1985
WO WO 94/03648 2/1994

OTHER PUBLICATIONS

Derwent Abstracts, AN 92-157793, JP 2-090841, Jun. 7, 1991.

Derwent Abstracts, AN 95-335296, JP 2-090842, Mar. 20, 1995.

Derwent Abstracts, AN 75-50151, JP 50-041711, Apr. 16, 1975.

* cited by examiner

Primary Examiner—H. Thi Le

(74) *Attorney, Agent, or Firm*—Oblon, Spivak, McClelland, Maier & Neustadt, P.C.

(57) **ABSTRACT**

A method for producing an iron oxide pellet including the steps of adding water to a raw material mixture comprising iron oxide which serves as a primary component, a carbonaceous material in an amount sufficient for reducing the iron oxide, an organic binder in an amount sufficient for binding the iron oxide and the carbonaceous material, and an inorganic coagulant in an amount of not less than 0.05 mass % and less than 1 mass %; pelletizing the resultant mixture to thereby obtain a green pellet; and drying the green pellet until the moisture content is reduced to equal to or less than 1.0 mass %. The thus-produced iron oxide pellet is charged in a reducing furnace for reduction to thereby obtain a reduced iron pellet.

23 Claims, 9 Drawing Sheets

FIG. 1

| | | mass% | | | | | | | | | |
|---------------------------|---------------------------|--------------------------------|-------|------------------|--------------------------------|----------|------------------------|-------|--|--|--|
| IRON ORE | T.Fe | Fe ₂ O ₃ | FeO | SiO ₂ | Al ₂ O ₃ | MOISTURE | GRAIN SIZE (-75 μm) | | | | |
| | | 67.9 | 96.83 | 0.28 | 1.02 | 0.54 | 8 | 71.00 | | | |
| COAL | FIXED CARBON | VOLATILE COMPONENT | ASH | MOISTURE | GRAIN SIZE (-75 μm) | | | | | | |
| | INVENTIVE SAMPLES 1 AND 2 | 74.00 | 16.40 | 9.60 | 7.00 | 50-70 | | | | | |
| INVENTIVE SAMPLES 3 AND 4 | 72.20 | 18.40 | 9.40 | 7.20 | 50-70 | | | | | | |

FIG. 2

| NO. | RAW MATERIAL MIXTURE (DRY mass%) | | | | | DRY PELLETS | | | | | NOTE |
|-----|----------------------------------|-------|-------------|-----------|-----------------|-------------|--------------|----------------------------|-----------------------------|-------------------------------|--------------------|
| | IRON ORE | COAL | WHEAT FLOUR | BENTONITE | ORGANIC BINDER* | NaOH | MOISTURE (%) | DROP TEST NUMBER (TIMES**) | CRUSH STRENGTH (K g/PELLET) | TUMBLER STRENGTH (-3.35mm, %) | |
| 1 | 77.02 | 21.02 | - | 1.00 | 0.10 | 0.02 | <0.1 | 3.2 | 9.5 | 18.5 | COMPARATIVE SAMPLE |
| 2 | 78.43 | 21.17 | 1.2 | 0.2 | - | 0.02 | 8.0 | 0.2 | 0.6 | 30.3 | COMPARATIVE SAMPLE |
| 3 | 78.43 | 21.17 | 1.2 | 0.2 | - | 0.02 | 3.4 | 0.7 | 1.9 | 27.0 | COMPARATIVE SAMPLE |
| 4 | 78.27 | 21.13 | 1.2 | 0.2 | - | 0.02 | 0.5 | 3.4 | 9.1 | 3.3 | INVENTIVE SAMPLE |
| 5 | 78.11 | 21.09 | 0.8 | 0.2 | - | 0.02 | <0.1 | 6.6 | 14.5 | 3.4 | INVENTIVE SAMPLE |
| 6 | 77.95 | 21.05 | 1.0 | - | - | - | <0.1 | 6.4 | 14.5 | 3.5 | COMPARATIVE SAMPLE |
| 7 | 77.95 | 21.05 | 1.0 | 0.2 | - | 0.02 | <0.1 | 9.3 | 18.8 | 2.5 | INVENTIVE SAMPLE |
| 8 | 77.56 | 20.94 | 1.5 | - | - | - | <0.1 | 16.4 | 18.8 | 1.5 | COMPARATIVE SAMPLE |

*ORGANIC BINDER: SODIUM CARBOXY METHYL CELLULOSE
 **DROP TEST NUMBER: NUMBER OF FALLING FROM THE HEIGHT OF 45 cm

FIG. 3

| NO. | RAW MATERIAL MIXTURE (DRY mass %) | | | | | | DRY PELLETS | | | | NOTE | |
|-----|-----------------------------------|-------|------------|---------|---------------|-----------|-------------|--------------|---------------------------|--------------------------|------|------------------------------|
| | IRON ORE | COAL | CORN FLOUR | DEXTRIN | POTATO STARCH | BENTONITE | NaOH | MOISTURE (%) | DROP TEST NUMBER (TIMES*) | CRUSH NUMBER (kg/Pellet) | | TUMBLER STRENGTH (-3.35mm,%) |
| 11 | 76.73 | 22.08 | 1.00 | - | - | 0.17 | 0.02 | <0.1 | 15.7 | 22.6 | 1.2 | INVENTIVE SAMPLE |
| 12 | 76.54 | 22.03 | 1.24 | - | - | 0.17 | 0.02 | <0.1 | 21.9 | 25.3 | 0.8 | INVENTIVE SAMPLE |
| 13 | 75.95 | 21.86 | 2.0 | - | - | 0.17 | 0.02 | <0.1 | 40.5 | 26.9 | 0.2 | INVENTIVE SAMPLE |
| 14 | 77.95 | 21.05 | - | 1.0 | - | - | - | <0.1 | 9.2 | 7.7 | 0.9 | COMPARATIVE SAMPLE |
| 15 | 77.17 | 20.83 | - | 2.0 | - | - | - | <0.1 | 16.6 | 21.7 | 0.7 | COMPARATIVE SAMPLE |
| 16 | 77.17 | 20.83 | - | - | 2.0 | - | - | <0.1 | 7.3 | 13.2 | - | COMPARATIVE SAMPLE |

*DROP TEST NUMBER : NUMBER OF FALLING FROM THE HEIGHT OF 45 cm

FIG. 4

| NO. | RAW MATERIAL MIXTURE (DRY mass%) | | | | | DRY PELLETS | | | NOTE |
|-----|-------------------------------------|------|-------------|-----------|------|--------------|---------------------------|-------------------------------|--------------------|
| | IRON ORE | COAL | WHEAT FLOUR | BENTONITE | NaOH | MOISTURE (%) | DROP TEST NUMBER (TIMES*) | TUMBLER STRENGTH (-3.35mm, %) | |
| 17 | 76.56 | 22.2 | 1.2 | 0 | 0.02 | 0.2 - 0.4 | 10.1 | 4.8 | COMPARATIVE SAMPLE |
| 18 | 76.64 | 22.2 | 1.2 | 0.08 | 0.02 | 0.2 - 0.4 | 13.3 | 1.2 | INVENTIVE SAMPLE |
| 19 | 76.72 | 22.2 | 1.2 | 0.16 | 0.02 | 0.2 - 0.4 | 14.3 | 0.8 | INVENTIVE SAMPLE |

*DROP TEST NUMBER: NUMBER OF FALLING FROM THE HEIGHT OF 45 cm

FIG. 5

DRY mass%

| | T.Fe | METAL Fe | Fe ₂ O ₃ | FeO | SiO ₂ | Al ₂ O ₃ | CaO | MgO | C | GRAIN SIZE (-75 μm) |
|----------------|------|----------|--------------------------------|------|------------------|--------------------------------|------|-----|------|---------------------|
| CONVERTER DUST | 40.0 | 0.8 | 36.8 | 18.4 | 1.4 | 0.4 | 20.1 | 1.7 | 1.6 | 77 |
| WET BLAST DUST | 33.1 | 0.0 | 42.7 | 4.1 | 4.4 | 2.5 | 3.3 | 0.2 | 34.5 | 62 |
| DRY BLAST DUST | 31.6 | 0.0 | 35.6 | 5.0 | 5.7 | 2.5 | 3.0 | 0.2 | 36.4 | 28 |

FIG. 6

| NO. | RAW MATERIAL MIXTURE (DRY mas%) | | | | | | DRY PELLETS | | | | NOTE | |
|-----|---------------------------------|----------------|----------------|-------------------------|-------------|-----------|-------------|--------------|---------------------------|----------------------------|------|-------------------------------|
| | WET BLAST DUST | DRY BLAST DUST | CONVERTER DUST | CARBONACEOUS MATERIAL** | WHEAT FLOUR | BENTONITE | NaOH | MOISTURE (%) | DROP TEST NUMBER (TIMES*) | CRUSH STRENGTH (Kg/PELLET) | | TUMBLER STRENGTH (-3.35mm, %) |
| 20 | 23.67 | 9.71 | 65.37 | 12.95 | - | 1.25 | - | <0.1 | 0.9 | 5.6 | 25.6 | COMPARATIVE SAMPLE |
| 21 | 23.49 | 9.63 | 64.88 | 12.84 | - | 2.00 | - | <0.1 | 0.8 | 7.2 | 24.2 | COMPARATIVE SAMPLE |
| 22 | 23.25 | 9.54 | 64.21 | 12.72 | - | 3.00 | - | <0.1 | 1.6 | 9.3 | 5.1 | COMPARATIVE SAMPLE |
| 23 | 23.62 | 9.69 | 65.24 | 12.92 | 1.25 | 0.20 | - | <0.1 | 1.9 | 8.2 | 3.5 | INVENTIVE SAMPLE |
| 24 | 23.56 | 9.66 | 65.07 | 12.89 | 1.50 | 0.20 | - | <0.1 | 2.1 | 9.3 | 3.2 | INVENTIVE SAMPLE |
| 25 | 23.44 | 9.61 | 64.74 | 12.82 | 2.00 | 0.20 | - | <0.1 | 2.4 | 9.2 | 0.8 | INVENTIVE SAMPLE |
| 26 | 23.20 | 9.52 | 64.08 | 12.69 | 3.00 | 0.20 | - | <0.1 | 5.2 | - | 0.3 | INVENTIVE SAMPLE |

* DROP TEST NUMBER: NUMBER OF FALLIN FROM THE HEIGHT OF 45 cm

** CARBONACEOUS MATERIAL: TOTAL mas% OF CARBONACEOUS COMPONENTS WHICH IS COUNTED IN THE BLAST DUST CONTENT

FIG. 7

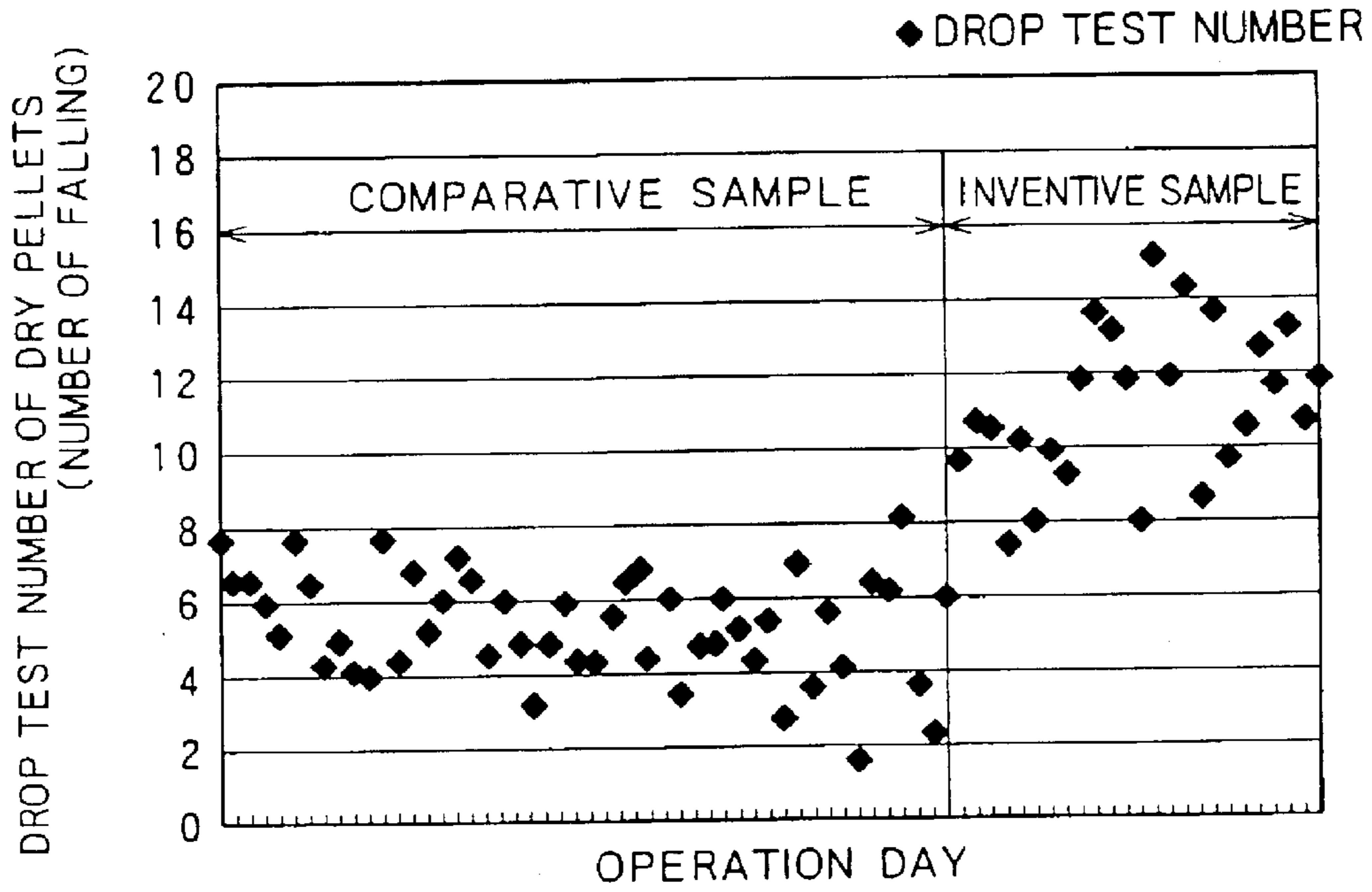


FIG. 8

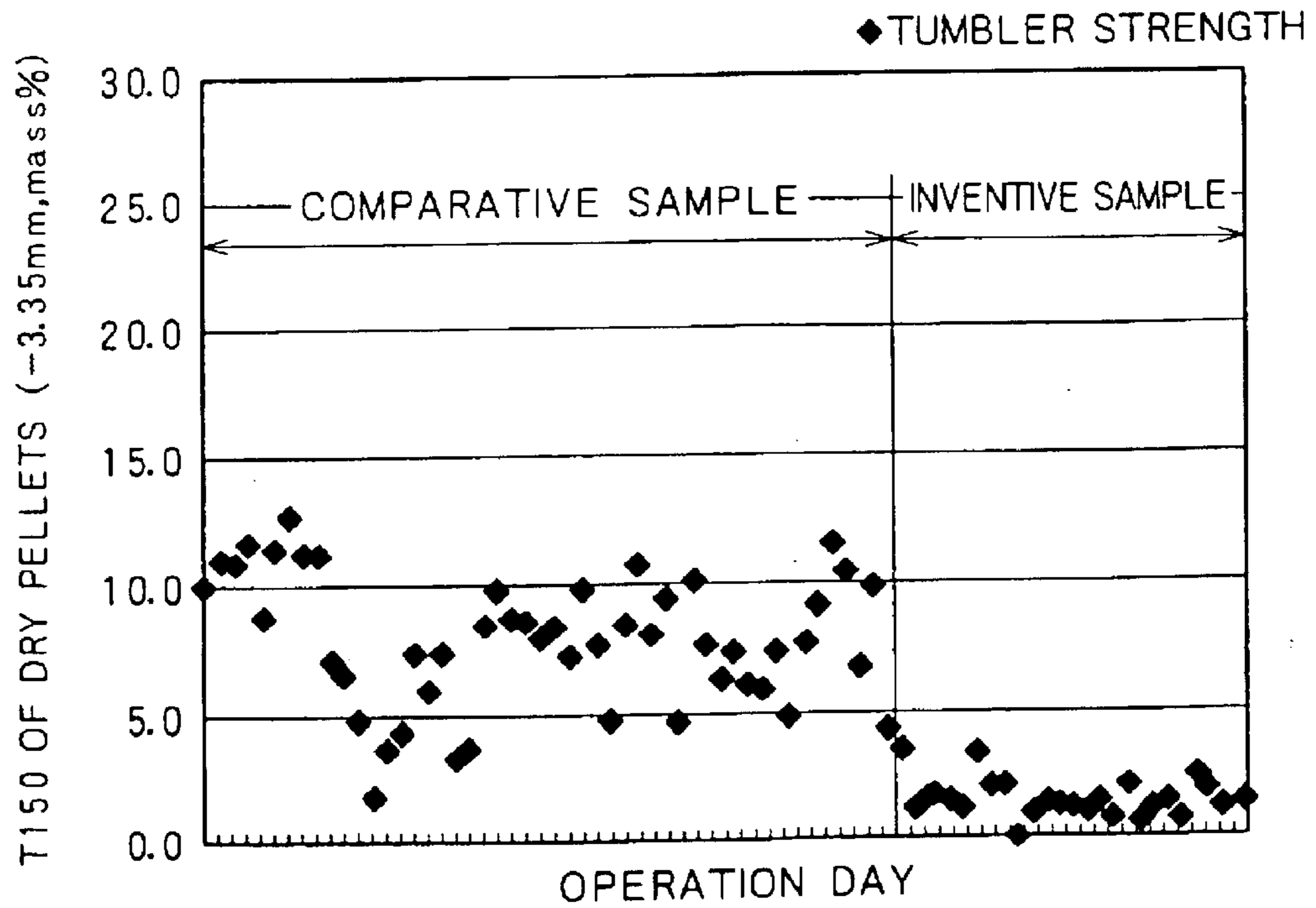


FIG. 9

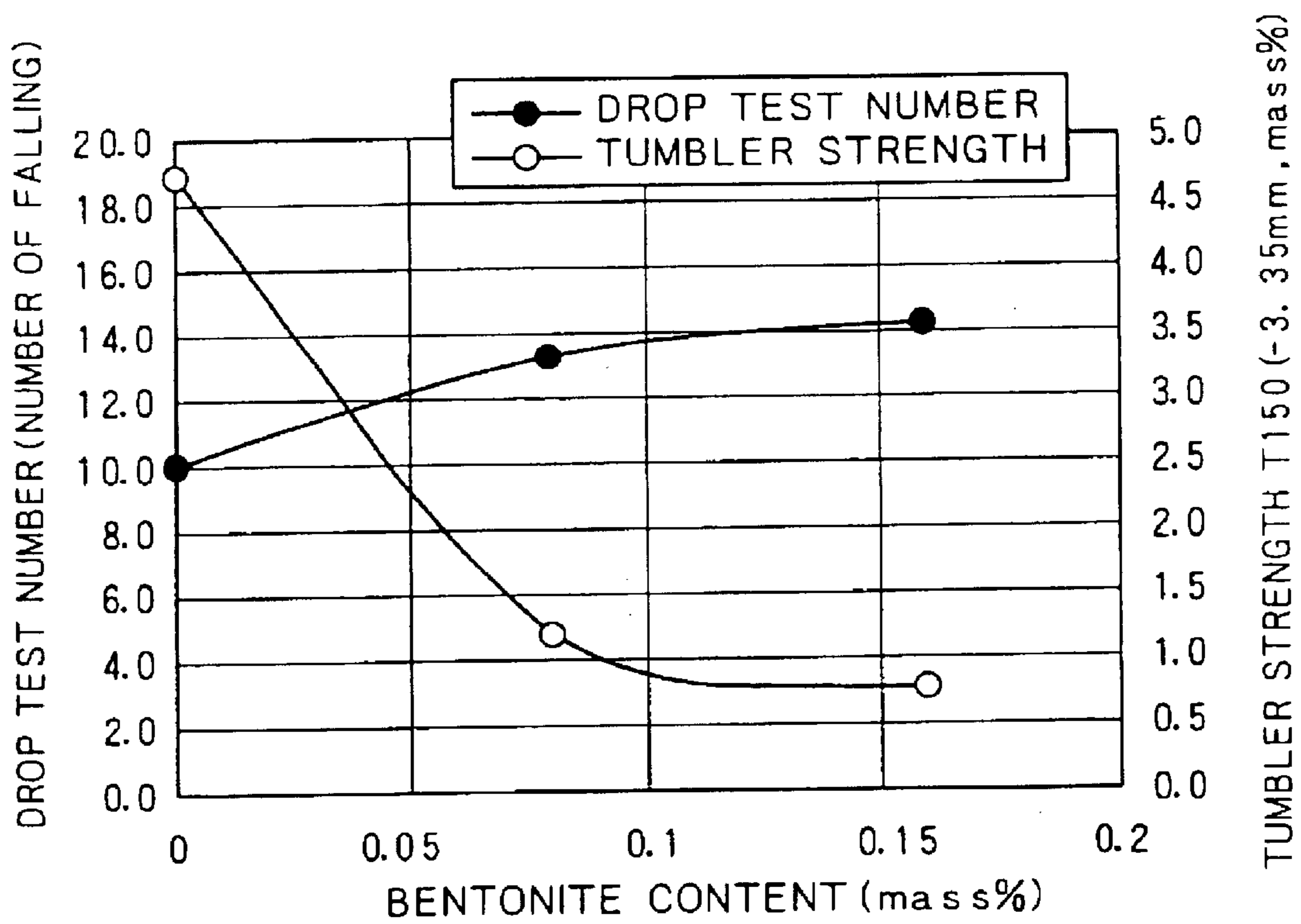
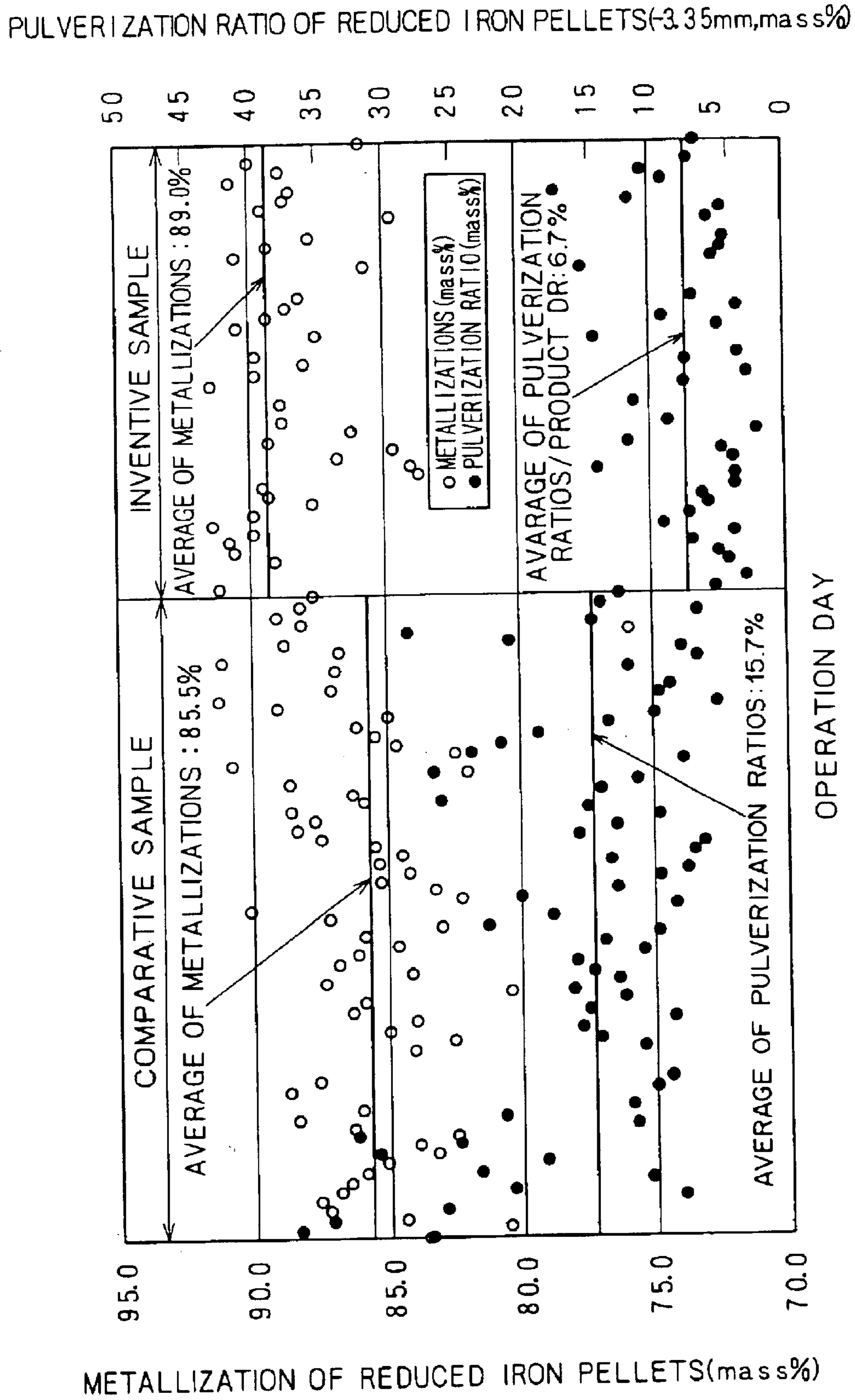


FIG. 10



METHOD OF PRODUCING IRON OXIDE PELLETS

BACKGROUND OF THE INVENTION

1. Field of the Invention

The present invention relates to iron oxide pellets which are to be reduced in a rotary hearth furnace or the like and to a method of producing the iron oxide pellets. The present invention also relates to reduced iron pellets obtained through reduction of the iron oxide pellets and to a method of producing the reduced iron pellets.

2. Description of the Related Art

The Midrex method is a well-known method of producing reduced iron. In the Midrex method, a reducing gas produced from natural gas is fed through a tuyere into a shaft furnace and allowed to rise therein for reduction of iron ore or iron oxide pellets charged therein, to thereby produce reduced iron. However, since the method requires a supply, as a fuel, of a large amount of high-cost natural gas, the location of a plant utilizing the Midrex method is limited to a region producing natural gas.

In recent years, a certain type of methods for producing reduced iron has become of interest, in which instead of natural gas relatively inexpensive coal can be used as a reducing agent. An example of such a method is disclosed in U.S. Pat. No. 3,443,931. In this prior art technique, a mixture of a powder of iron ore and a carbonaceous material is pelletized, then reduced in a high-temperature atmosphere to thereby produce reduced iron. This method has the following advantages among others: Coal can be used as a reducing agent; a powder of iron ore can be used directly; reduction is performed at a high rate; and the carbon content of a product can be regulated.

However, since carbonaceous material has substantially no effects of binding pellet granules together, the strength of carbonaceous-material-containing iron oxide pellets is low as compared with that of pellets containing no carbonaceous material. If the strength of green pellets before drying is low, the pellets are crushed and pulverized in the handling during the drying process, resulting in a low yield of iron oxide pellets. Also, if the strength of iron oxide pellets after drying is low, the pellets are crushed and pulverized when fed into a reducing furnace, resulting in a low yield of reduced iron. The pulverization occurring during feeding of the pellets also leads to lowered quality of reduced iron pellets.

Japanese Patent Publication (kokoku) No. 52-26487 discloses a prior art technique directed to improvement of the strength of reduced iron pellets in a reducing process and that of dried iron oxide pellets. In this prior art technique, bentonite (a coagulating agent) is added in an amount of 1 mass % or more to a combination of fine powder of ore material and a carbonaceous reducing agent, and the resultant mixture is kneaded with conditioning water prepared by dissolving a dispersing agent (0.3 mass % or less) in an organic binder such as starch, and granulated while an adequate amount of water is sprayed thereon, to thereby obtain pellets.

This prior art technique enables improvement of the strength of pellets, but has disadvantages as follows:

A first disadvantage will be described. Since bentonite serving as a coagulating agent has a property of swelling to a great extent, a large amount of water must be added during the pelletization step by use of a pelletizer. Addition of water leads to softening and easy deformation of pellets. The

deformation hinders the ventilation of drying gas in the drying process so that a long time is required for attaining sufficient dryness. Further, since pellets deformed into a flat shape have low strength, the pellets are susceptible to crushing and pulverization when fed into a reducing furnace. In addition, as the bentonite content increases, the mean grain size of green pellets decreases.

Next will be described a second disadvantage. Since bentonite remains as an impurity in reduced iron pellets, the amount of slag increases during steel-making through reduction of reduced iron pellets. This means that the product value of the reduced iron pellets is lowered. In addition, the addition of bentonite increases the cost.

SUMMARY OF THE INVENTION

According to a first aspect of the present invention, there are provided iron oxide pellets which exhibit high strength after drying and have a smaller amounts of impurities, and a method of producing the same.

According to a second aspect of the present invention, there is provided a method of producing reduced iron pellets having a high degree of metallization at high yield.

A raw material mixture according to a preferred embodiment of the present invention contains an iron oxide as the main component, a sufficient amount of a carbonaceous material for reducing the iron oxide, a sufficient amount of an organic binder for binding together the iron oxide and the carbonaceous material, and an inorganic coagulating agent in an amount of not less than 0.05 mass % and less than 1 mass %. Water is added to the raw material mixture for pelletization so as to obtain green pellets. Next, the green pellets are dried until the moisture content reduces to 1.0 mass % or less, thereby producing iron oxide pellets.

In this process, the amount of the inorganic coagulating agent contained in the raw material mixture is suppressed to 1 mass % or less, and water is added to the raw material mixture, to thereby producing green pellets. Thus, the amount of water added during pelletization can be reduced, resulting in increased strength of green pellets and minimized deformation of green pellets into a flat shape. Consequently, the passage of drying gas is not hindered, so that the pellets can be dried in a short time to a moisture content of 1.0 mass % or less. Also, the low incidence of deformation improves the strength of the resultant pellets which in turn lowers the incidence of crushing and pulverization of pellets at the time of feeding the pellets into a reducing furnace. Further, the green pellets can obtain a proper mean grain size. In addition, since the amount of the coagulating agent contained in the raw material mixture is lowered to 1 mass % or less, the coagulating agent does not remain as an impurity in reduced iron pellets, so that there is reduced the amount of slag which would otherwise be produced during the production of reduced iron.

Moreover, a dispersing agent (sodium hydroxide, etc.) having surface-activating effects may be advantageously added to the green pellets, in an amount of 0.1 mass % or less.

In this case, since the dispersing agent transforms the hydrophobic carbonaceous material into hydrophilic, moisture adequately permeates the space between the iron oxide and the carbonaceous material, resulting in improved homogeneity and strength of the iron oxide pellets.

Further advantageously, the diameter of green pellets is regulated to 6–30 mm.

In this case, stable pelletization can be performed at a constant pelletizing rate. Handling of the pellets in a reduc-

ing furnace is easy, and the diameter of the pellets does not become so large as to lower the drop test number of the pellets.

Further advantageously, the moisture content of green pellets is regulated to 11–14 mass %.

In this case, the pelletizing process becomes easy to perform, and the strength of the green pellets becomes sufficient. If the moisture content is less than 11 mass %, the pelletizing process becomes difficult. If the moisture content is in excess of 14 mass %, the green pellets become soft and flat in shape, prolonging the time required for drying.

As the oxide iron and carbonaceous material, there may be used blast furnace dust, converter dust, dust from a sintering process, electric furnace dust, or mixtures thereof.

The use of these dusts leads to reduction of the amount of industrial waste and reduction of product cost, and eliminates the need for addition of sodium hydroxide.

In the method of producing reduced iron according to a preferred embodiment of the present invention, the iron oxide pellets produced in the above-mentioned production method are fed into and reduced in a reducing furnace to thereby produce reduced iron pellets.

Since the iron oxide pellets serving as a raw material contain a smaller amount of impurities, the reduced iron pellets produced in this method contain a smaller amount of impurities, whereby high-quality reduced iron pellets having a higher degree of metallization can be produced. In addition, since the iron oxide pellets have high strength, they are difficult to crush and pulverize when fed into a reducing furnace, resulting in improvements of the yield and degree of metallization of reduced iron pellets.

Moreover, a rotary hearth furnace having a furnace temperature maintained at 1100–1450° C. may be advantageously used as a reducing furnace.

In this case, since substantially no load or impact is exerted on iron oxide pellets in the reducing process by use of a rotary hearth furnace, prevention of the crushing and pulverization are prevented to a greater extent, and the yield of the reduced iron pellets is further improved accordingly.

BRIEF DESCRIPTION OF THE DRAWINGS

FIG. 1 is a table showing the components contained in the iron ore and coal in Example 1;

FIG. 2 is a table showing the test results for the iron oxide pellets after drying in Example 1;

FIG. 3 is a table showing the test results for the iron oxide pellets after drying in Example 2;

FIG. 4 is a table showing the test results for the iron oxide pellets after drying in Example 4;

FIG. 5 is a table showing the components contained in the blast furnace dusts and converter dust in Example 5;

FIG. 6 is a table showing the test results for the iron oxide pellets after drying in Example 5

FIG. 7 is a graph showing the distribution of the drop test number as determined under actual operation conditions for the dry carbonaceous-material-containing iron oxide pellets according to the present invention as described in Example 3;

FIG. 8 is a graph showing the distribution of tumbler strength T150 index as determined under actual operation conditions for the dry carbonaceous-material-containing iron oxide pellets according to the present invention as described in Example 3;

FIG. 9 is a graph showing a relationship between the amount of bentonite and strength in Example 4; and

FIG. 10 is a chart showing the degree of metallization and the pulverization rate of the reduced iron pellets in Example 6.

DESCRIPTION OF THE PREFERRED EMBODIMENTS

Next will be described a method of producing iron oxide pellets according to a preferred embodiment of the present invention.

First, a raw material mixture according to the present preferred embodiment contains an iron oxide as the main component, a sufficient amount of a carbonaceous material for reducing the iron oxide, a sufficient amount of an organic binder for binding together the iron oxide and the carbonaceous material, and an inorganic coagulating agent in an amount of not less than 0.05 mass % and less than 1 mass %.

As the iron oxide serving as the main component of the raw material mixture, there may be used mill scale or powder of iron ore. Also, blast furnace dust, converter dust, dust from a sintering process, electric furnace dust, or mixtures thereof may be used as the same. Since these dusts contain carbonaceous components, addition of supplemental carbonaceous material is not required.

The carbonaceous material of the present embodiment serves as a reducing agent necessary for achieving reduction of the iron oxide contained in the iron oxide pellets by use of a reducing furnace. Therefore, the components of the carbonaceous material are not particularly limited so long as they contain carbon. Examples of the carbonaceous material usable in the present embodiment include coal, cokes, charcoal, and carbon-containing blast furnace dust.

The amount of the added carbonaceous material in the present embodiment is determined so that it is sufficient for reducing the iron oxide. The actual amount of addition depends on the desired qualities of the desired reduced iron pellets, such as iron oxide content in iron oxide pellets, fixed carbon content in carbonaceous material, and degree of metallization and residual carbon ratio after reduction. Generally, the amount of addition falls within the range of 10–30 mass %. If the amount of addition is less than 10 mass %, sufficient effects of the reducing agent are not obtained. If the amount of addition exceeds 30 mass %, the strength of the iron oxide pellets is lowered after drying and the content of carbonaceous material therein becomes excessive, which is economically undesirable.

The organic binder of the present embodiment is added to the raw material mixture in order to increase the strength of the iron oxide pellets after drying. The material of the organic binder is not particularly limited, and there may be advantageously used wheat flour, corn flour, potato starch, dextrin, or the like. The starchy component of the organic binder is water-soluble, and an aqueous solution thereof spreads over the particle surfaces of the iron oxide and carbonaceous material, resulting in a decreased amount of added water.

Of materials usable as the organic binder, wheat flour, corn flour, and potato starch have the main starchy components. After addition of water, these starchy components start to become paste at 50–60° C. under heat, and the viscosity thereof reaches a peak at 80–90° C. Meanwhile, dextrin is a material modified from the starchy component, and exerts binding power in a paste form when water is added thereto. In the present invention, utilization of the binding effects of the organic binder results in binding firmly together the iron oxide and the carbonaceous material contained in the raw material mixture for production of iron oxide pellets.

The starch contained in the organic binder dissolves in water to form a aqueous solution which spreads over the particle surfaces of the iron oxide and the carbonaceous material under pelletization, and becomes a paste when the temperature rises under drying, whereby the resultant iron oxide pellets obtain an increased strength. When the temperature rises further, the moisture is evaporated so that the viscous gel starch is solidified. As a result, there increases the binding strength of the particles of the iron oxide and the carbonaceous material. If the green pellets are dried until they attain such conditions, there are obtained iron oxide pellets having a sufficient strength which raises no problems in handling during the reducing process. However, if the starch is dried at a temperature of 220° C. or more, it starts to burn, resulting in a reduced strength of the resultant pellets. Therefore, the starch is preferably dried within the temperature range of 80–220° C.

The amount of added organic binder is determined such that it is sufficient for binding the iron oxide and the carbonaceous material together. Generally, the amount is 5 mass % or less. Even if the amount exceeds 5 mass %, the binding effect is not further increased and disadvantages in economy may result, since the effects of the binder have been saturated. The amount providing the optimum effects of the binder is within the range of 1–2 mass %. If the organic binder is added in this range, the pellets obtain a sufficient strength after drying.

The inorganic coagulating agent of the present embodiment is used for increasing the strength of the iron oxide pellets after drying, maintaining the binding power under heat at high temperature, increasing the strength of the reduced iron pellets after reduction, and improving the yield of the reduced iron pellets. The material of the inorganic coagulating agent is not particularly limited so long as such functions are exerted, and bentonite, silica flour, or the like may be advantageously used.

If a small amount of bentonite whose particle size is much smaller than that of iron oxide and that of carbonaceous material is added to the iron oxide pellets under production, the particles of the bentonite enter the spaces between the particles of iron oxide and carbonaceous material. Serving as an aggregate in the paste of the starch generating from the organic binder, the bentonite particles augment the binding force between particles of iron oxide and carbonaceous material so as to enhance the strength of iron oxide pellets after drying.

Bentonite contains sodium and potassium, in addition to silicon dioxide and alumina. Therefore, bentonite is melted to become sodium silicate and the like under heat at high temperature of 1000–1200° C. in a reducing process where the starch loses its binding power, whereby the binding power in the iron oxide pellets is maintained.

However, as the amount of added bentonite increases, the quality of iron oxide pellets decreases. Also, since bentonite has a swelling property, when water is added thereto, it rapidly produces seeds which serve as the cores for binding. As a result, the pelletization rate of the oxidized pellets is lowered, and a large amount of water is require for pelletization. Further, drying efficiency is decreased since green pellets become soft and deformed. Moreover, the deformation of the pellets in turn deteriorates the strength of iron oxide pellets after drying. Therefore, in the present invention, the amount of added inorganic coagulating agent such as bentonite is not less than 0.05 mass % and less than 1 mass %. The amount of 0.05 mass % is the lower limit at which the inorganic coagulating agent can exert its binding effects.

More advantageously, the amount of added inorganic coagulating agent is 0.08 mass % or more and 0.9 mass % or less. If the amount is excessive, not only do impurities increase but also the cost, and the amount is preferably 0.5 mass % or less. More preferably, the amount is 0.1–0.3 mass %, since the effects of the inorganic coagulating agent are sufficiently exerted and the amount of migrated impurities is sufficiently lowered.

In the present embodiment, dispersants having surface-activating effects may be added to green pellets in an amount of 0.1 mass % or less. As the dispersant, there may be used sodium hydroxide or alkylbenzene surfactant.

If sodium hydroxide serving as a dispersant is added to green pellets, the hydrophobic carbonaceous material is transformed into a hydrophilic carbonaceous material so that moisture adequately permeates the spaces between the particles of the iron oxide and the carbonaceous material. In this case, the binding between the particles of iron oxide and carbonaceous material is strengthened due to the moisture existing between the particles.

The amount of added dispersant such as sodium hydroxide is determined such that it is sufficient for transforming the hydrophobic carbonaceous material into a hydrophilic carbonaceous material. Since an amount in excess of that needed leads to corrosion of facilities and the like, the amount is preferably 0.1 mass % or less. In practice, the amount is advantageously approximately 0.01–0.03 mass %.

The diameter (size) of green pellets before drying is preferably 30 mm or less and made uniform by use of a sieve such as a roller screen, so that stable pelletization can be performed at a constant pelletizing rate. Also, the diameter is preferably 6 mm or more in terms of handling in a reducing furnace. As the diameter of iron oxide pellets becomes large, the mass of the iron oxide pellets becomes large, resulting in decreased drop test number. Further, an excessively large diameter lowers the reaction rate of reduction in a reducing furnace. For these reasons, the diameter of green pellets is preferably 15–25 mm. In actual operation conditions, the diameter is most preferably 17 mm±3 mm and uniform. In this context, the range of the particle size precisely represents the range within which most particles (for example, 99%) fall. Needless to say, a slight amount of particles falling outside the range is contained in the green pellets.

The strength of iron oxide pellets after drying is determined according to the tumbler strength, which shows a dose correlation with the pulverization rate in actual operation conditions. In the present embodiment, the tumbler strength T150 index can be made 5 mass % or less. The tumbler strength T150 index is obtained in accordance with the reduction and pulverization test for iron ores (sintered ore) described in Section 10.7 of “Iron Manufacture Handbook 1979.” In this test, about 100 g of dry pellets is placed in a metallic container comprising a cylinder having an inner diameter of 12.66 cm and a length of 20 cm, with two partition plates having a height of 2.5 cm and a thickness of 0.6 cm disposed in the longitudinal direction therein such that they face each other; thereafter the pellets are rotated 50 times at 30 rpm; subjected to sieving; and the mass % of the separated pellets having a size of 3.55 mm or less is measured. The smaller the value of mass %, the higher the strength of the dried pellets.

Next will be specifically described the method of producing iron oxide pellets according to the present embodiment of the present invention. First, in a mixer there is uniformly mixed a material containing an iron oxide as the main

component, a sufficient amount of a carbonaceous material for reducing the iron oxide, a sufficient amount of an organic binder for binding together the iron oxide and the carbonaceous material, and an inorganic coagulating agent in an amount of not less than 0.05 mass % and less than 1 mass %.

Next, after addition of water, the raw material mixture is pelletized into green pellets by use of a pelletizer. The pellets have a diameter of 6–30 mm and a moisture content of 11–14 mass %. Subsequently, the green pellets are charged in a drier and dried at 80–220° C. in a dryer until the moisture content becomes 1.0 mass % or less.

The amount of added water to green pellets is preferably 11–14 mass %. If the amount is less than 11 mass % the green pellets are difficult to pelletize by use of a pelletizer, whereas if the amount exceeds 14 mass % the green pellets become soft and flat in shape. As a result, the strength of the green pellets is lowered, and drying the green pellets takes a long time. Therefore, the amount of added water is preferably within the range of 11–14 mass % with respect to the raw material mixture. Water may be added in the mixing process through the mixer and in the pelletization process through the pelletizer.

The green pellets are preferably dried at 80–220° C. If the drying temperature is less than 80° C., the starch contained in the organic binder does not turn into a paste, and a time for drying the green pellets is extended. If the drying temperature exceeds 220° C., the organic binder starts to burn, resulting in no effects of the binder. The temperature may be regulated by use of exhaust gas, heat-exchanged air or nitrogen gas, or the like. The gas used for drying is not particularly limited.

The moisture content of the green pellets must be 1.0 mass % or less after drying. This is because if the moisture is 1.0 mass % or less, the strength of iron oxide pellets increases drastically. If moisture remains in amounts in excess of 1.0 mass %, there cannot be obtained a sufficient strength which enable the pellets to endure the handling operation and the like.

The addition to the raw material mixture of an inorganic coagulating agent such as bentonite is difficult when the raw material mixture contains moisture, since bentonite and the like have swelling properties. Therefore, bentonite in the form of dry powder is added to the raw material mixture comprising iron oxide, carbonaceous material, and organic binder. The resultant mixture in the form of powder is mixed uniformly by use of a mixer, followed by addition of water.

In the case where a dispersant such as sodium hydroxide is added to the raw material mixture, the following procedure may be performed: sodium hydroxide in a solid state is added to the raw material mixture, followed by mixing uniformly by use of a mixer, and water is subsequently added thereto. Alternatively, the raw material mixture components other than sodium hydroxide are mixed first, and thereafter a solution of sodium hydroxide is added thereto and the raw material mixture is mixed by use of a mixer.

Next will be specifically described the method of producing reduced iron according to an embodiment of the present invention.

The above-mentioned iron oxide pellets are reduced by use of a reducing furnace. The type of the reducing furnace is not particularly limited so long as the furnace is capable of reducing iron oxide, and there may be used, for example, a rotary kiln or a grate kiln.

Dried iron oxide pellets are temporarily accommodated in hoppers so as to absorb variation in yield of pelletization with a pelletizer. Subsequently, the pellets are fed into a

rotary hearth furnace, and reduced at a furnace temperature of 1100–1450° C. with carbonaceous material contained in the iron oxide pellets. Alternatively, the pellets may be directly fed into the rotary hearth furnace from the drier without accommodation in the hoppers. The reducing temperature may be a generally-practiced reducing temperature, and a reducing time about 8–10 minutes is sufficient.

In the embodiments of the present invention, since the iron oxide pellets have high strength, they are difficult to crush and pulverize when fed into a rotary hearth furnace, resulting in a low pulverization rate of the reduced iron pellets removed from inside the furnace after reduction. Further, the amount of the inorganic coagulating agent, which is an impurity, is small, resulting in a high degree of metallization. Moreover, a rotary hearth furnace is preferably used since no load or impact is exerted on pellets therein.

EXAMPLES

Example 1

The iron ore (material of iron oxide) and coal (carbonaceous material) containing the components shown in FIG. 1 were mixed in a mixer at the mixing ratios shown in FIG. 2. Water was added to each of the resultant raw material mixtures, and the mixture was pelletized into green pellets having a moisture content of 12–14 mass %, by use of a pelletizer equipped with a disk having a diameter of 0.9 m. After the pelletization, the green pellets having a diameter of 16–19 mm were passed through a sieve, dried at a pellet temperature of 110° C. for 15–24 hours in an electric thermostat chamber, and cooled, to thereby obtain dry iron oxide pellets. A comparative test was performed for each group of resultant iron oxide pellets. The moisture content and test results are shown in FIG. 2.

However, the pellets of Comparative Sample Nos. 2 and 3 and Inventive Sample No. 4 were dried for a shorter time than were the pellets of the other samples, in order to investigate the relationship between moisture content and strength of the pellets. The pellets of Comparative Sample No.1 contained no wheat flour. The pellets of Comparative Sample Nos. 6 and 8 contained no bentonite.

The strength of iron oxide pellets was evaluated for drop test number, crush Strength, and tumbler strength T150 index. The drop test number shown in FIG. 2 represents the number of falling from the height of 45 cm to the horizontal surface of an iron plate during which the iron oxide pellet did not shatter and maintained its original shape.

As shown in FIG. 2, since the pellets of Comparative Sample No. 1 contained no organic binder such as wheat flour, the drop test number was 3.2, crush strength was 9.5 kg/pellet, and tumbler strength T150 index was 18.5 mass %.

Since the pellets of Comparative Sample Nos. 2 and 3 had a moisture content exceeding 1 mass % after drying, tumbler strength T150 index was deteriorated. Since the pellets of Inventive Sample No. 4 had a moisture content exceeding 0.5 mass % after drying, tumbler strength T150 index was improved. That is, when the moisture content was lowered after drying, tumbler strength T150 index was improved; i.e., when the moisture content was 1 mass % or less after drying, tumbler strength T150 index was 5 mass % or less. The test results for the pellets of Inventive Sample Nos. 5 and 7, and the pellets of Comparative Sample Nos. 6 and 8 varied with the amount of added wheat flour. The pellets of Comparative Sample No. 6, which contained 1.0 mass %

wheat flour, had a drop test number of 6.4, a crush strength of 14.5 kg/pellet, and a tumbler strength T150 index of 3.5 mass %. The pellets of Comparative Sample No. 8, which contained 1.5 mass % wheat flour, exhibited further improved strength after drying. As is apparent from the comparison between the pellets of Comparative Sample No. 6 and those of Inventive Sample No. 7, through addition of 0.2 mass % bentonite and 0.02 mass % sodium hydroxide as well as wheat flour, the strength of the iron oxide pellets after drying and the strength of the green pellets were further increased, whereby crushing and pulverization of the green pellets during the handling before drying were prevented.

Lastly, the pellets of Comparative Sample Nos. 6 and 8 exhibited sufficient strength in a dry state; however, they exhibited insufficient strength at high temperature in a reducing furnace.

Example 2

The sample pellets of Example 2 contained corn flour, dextrin, or potato starch, instead of wheat flour serving as an organic binder. The iron ore and coal containing the components shown in FIG. 1 and the components shown in FIG. 3 were mixed in a mixer at the mixing ratios shown in FIG. 3, and the mixture was pelletized and dried according to the method used in Example 1, to thereby obtain samples of iron oxide pellets. A comparison test for investigating the properties of pellets was performed on each group of the iron oxide pellets. The moisture content and test results are shown in FIG. 3. The diameter of the green pellets was 16–19 mm.

As shown in FIG. 3, the iron oxide pellets containing corn flour, dextrin, or potato starch exhibited improvement in both drop test number and tumbler strength T150 index, as compared with the pellets which contained a conventional organic-binder containing CMC serving as the main component and bentonite (Comparative Sample No. 1 in FIG. 2), although the pellets of Sample No. 14 exhibited a somewhat low crush strength. As is apparent from this Table, corn flour, dextrin, and potato starch may be used as a organic binder instead of wheat flour.

In the strict sense, the pellets of Sample Nos. 14–16 are not the samples of the present invention, since they contain neither bentonite nor sodium hydroxide. However, it is apparent that the same effects are obtained if corn flour, dextrin, or potato starch is used as an organic binder instead of wheat flour.

Example 3

Example 3 is drawn to the pellets obtained through a continuous operation. To the iron ore shown in FIG. 1 was added the coal (20–22 mass %) shown in FIG. 1, wheat flour (1.2 mass %), bentonite (0.2 mass %), and sodium hydroxide (0.02 mass %), and the mixture was mixed uniformly in a mixer, to thereby obtain a mixed material. After addition of water, the mixture was fed to a disc-type pelletizer, and pelletized continuously into green pellets having a moisture content of 12–13 mass %. After pelletization, the green pellets were passed through a roller screen, to thereby take up green pellets having a diameter of 16–20 mm. The green pellets were continuously dried in a through-flow dryer (exhaust gas: 180° C.) until the moisture content fell below 1 mass %, to thereby produce iron oxide pellets. The surface temperature of the pellets was 150–170° C. at the exit of the dryer.

As the comparative sample, there were produced iron oxide pellets containing CMC (carboxymethylcellulose-Na)

(0.1 mass %), bentonite (0.8 mass %), and sodium hydroxide (0.02 mass %).

The iron oxide pellets produced according to the method of the present invention and the iron oxide pellets serving as the comparative sample were produced in an actual operation, and the strength distributions were observed. The results are shown in FIGS. 7 and 8.

As shown in FIG. 7, the drop test number of the iron oxide pellets produced according to the method of the present invention was 12 on average, which represents a vast improvement as compared to 5 in the case of the iron oxide pellets of the comparative sample. Also, as shown in FIG. 8, the tumbler strength T150 index of the iron oxide pellets produced according to the method of the present invention was 2 mass %, which represents a vast improvement as compared to 7 mass % in the case of the iron oxide pellets of the comparative sample. Furthermore, the iron oxide pellets produced according to the method of the present invention maintained stable strength over a prolonged period.

Example 4

Example 4 shows the effects of bentonite, which is an inorganic coagulant, on the strength of dry pellets.

Iron ore and coal containing the components shown in FIG. 1 and the components shown in FIG. 4 were mixed in a mixer at the mixing ratios shown in FIG. 4. After addition of water, each mixture was fed to a disc-type pelletizer, and pelletized into green pellets having a moisture content of 12–13 mass %. After pelletization, the green pellets were passed through a roller screen, to thereby take up green pellets having a diameter of 16–20 mm. The green pellets were dried in a through-flow dryer (exhaust gas: 180° C.) until the moisture content fell below 1 mass %, to thereby produce iron oxide pellets. The surface temperature of the pellets was 150–170° C. at the exit of the dryer. The thus-produced iron oxide pellet according to the method of the present invention were investigated for their strength. The moisture contents and the investigation results are shown in FIG. 4, and the relationship between bentonite content and strength is shown in FIG. 9.

As shown in FIG. 9, the strength, especially the strength measured according to tumbler T150 strength index, of dried pellets was increased through addition of a small amount of a mixture of bentonite and wheat flour. Also, since bentonite has a swelling property, a large amount of water is required in the pelletization by use of a pelletizer, resulting in a decreased strength of green pellets. Therefore, addition of water should be avoided. Preferably, the amount of added bentonite is 0.1–0.3 mass %.

Example 5

The sample pellets of Example 5 were produced by use of converter dust and two types of blast furnace dust instead of iron ore serving as the source of iron oxide. The converter dust and blast furnace dusts shown in FIG. 5 and the components shown in FIG. 6 were mixed in a mixer at the mixing ratios shown in FIG. 6. Water in an amount of 4–5 mass % was added to each of the resultant mixed materials. The mixture was fed to a pelletizer equipped with a disk having a diameter of 0.9 m, and pelletized into green pellets having a moisture content of 13–14 mass %. After pelletization, the green pellets were passed through a sieve and those having a diameter of 16–20 mm were dried at 110° C. for 15–20 hours in an electric thermostat chamber, followed by cooling, to thereby obtain dry pellets. A com-

11

parison test for investigating the properties of pellets was performed on each group of the iron oxide pellets. The moisture of the dry pellets and test results are shown in FIG. 6. In Example 5, since the carbonaceous components contained in the blast furnace dusts acted as a reducing agent, no additional carbonaceous material was incorporated. Therefore, the amount of carbonaceous material shown in FIG. 6 represents the carbon content in the blast furnace dust.

As shown in FIG. 6, the pellets of Inventive Sample Nos. 23–26 in which converter dust or blast furnace dusts were used as the main components (iron oxide sources) exhibited sufficient strength of pellets after drying. In the cases where these dusts are used, no addition of sodium hydroxide is required since coal is not used as a reducing agent.

Example 6

Each of the same two samples of dry carbonaceous-material-containing iron oxide pellets as used in Example 3 was fed into a rotary hearth furnace having a furnace temperature of 1100–1450° C., and two samples of reduced iron pellets were produced. The degree of metallization and the pulverization rate of these samples are shown in FIG. 10.

Since the strength of the iron oxide pellets produced according to the present invention was improved as shown in FIGS. 7 and 8 in connection with Example 3, there was decreased the amount of small pieces and powder which were generated at the time of feeding of the iron oxide pellets into a rotary hearth furnace. The results are shown in FIG. 10. The pulverization rate of the reduced iron pellets of the inventive sample was half or less that of the comparative sample. The pulverization rate is represented by mass % of particles that have passed through a 3.35 mm sieve.

Since small pieces and powder which were generated at the time of feeding of the iron oxide pellets into a rotary hearth furnace have a specific surface area larger than that of the pellets, they are re-oxidized in the furnace after reduction, and the degree of metallization thereof is decreased accordingly. Also, since the small pieces and powder are small particles, in many cases the pellets block them from radiation and thus the radiation heat in the furnace does not easily reach the small particles. Further, a reducing gas is difficult to retain in the small pieces and powder, and therefore the small pieces and powder were discharged while being insufficiently reduced. Therefore, the degree of metallization of small pieces and powder is 20–50% lower than that of the pellets. In the present invention, since the amount of generated small pieces and powder to be discharged from the furnace after reduction is reduced, the metallization of the reduced iron including the small pieces and powder thereof is increased to 85.5–89.0%.

The entire disclosure of Japanese patent application No. 9-298479 filed on Oct. 30, 1997 including specification, claims, drawings and summary are incorporated herein by reference in its entirety:

We claim:

1. A method for producing an iron oxide pellet comprising the steps of:

uniformly mixing a raw material mixture comprising iron oxide which serves a primary component, a carbonaceous material in an amount sufficient for reducing the iron oxide, a starchy organic binder in an amount sufficient for binding the iron oxide and the carbonaceous material, and an inorganic coagulant in an amount of not less than 0.05 mass % and less than 1 mass %;

12

pelletizing the resultant mixture while adding water to thereby obtain a green pellet; and

drying the green pellet until the moisture content is reduced to equal to or less than 1.0 mass %.

2. The method according to claim 1, wherein the starchy organic binder is selected from the group consisting of wheat flour, corn flour, potato starch and dextrin.

3. The method according to claims 1, wherein said drying the green pellet is to a temperature in a range of 80 C. to 220 C.

4. The method according to claim 1, wherein the inorganic coagulant is bentonite.

5. The method according to claim 4, wherein the amount of added bentonite is 0.1–0.3 mass %.

6. The method according to claim 1, wherein the green pellet contains a dispersant having a surface-activating action in an amount of 0.1 mass % or less.

7. The method according to claim 6, wherein the dispersant having a surface-activating action is sodium hydroxide.

8. The method according to claim 7, wherein the added sodium hydroxide is 0.01–0.03 mass %.

9. The method according to claim 1, wherein the green pellet has a diameter of 6–30 mm.

10. The method according to claim 1, wherein the green pellet has a diameter of 14–20 mm.

11. The method according to claim 1, wherein the green pellet is regulated to have a moisture content of 11–14 mass %.

12. The method according to claim 1, wherein the iron oxide and the carbonaceous material are blast furnace dust, converter dust, dust from a sintering process, electric furnace dust, or a mixture thereof.

13. An iron oxide pellet produced through a method as recited in claim 1.

14. A method for producing a reduced iron pellet comprising the steps of:

uniformly mixing a raw material mixture comprising iron oxide which serves as a primary component, a carbonaceous material in an amount sufficient for reducing the iron oxide, a starchy organic binder in an amount sufficient for binding the iron oxide and the carbonaceous material, and an inorganic coagulant in an amount of not Less than 0.05 mass % and less than 1 mass %;

pelletizing the resultant mixture while adding water to thereby obtain a green pellet;

drying the green pellet until the moisture content is reduced to equal to or less than 1.0 mass %; and

charging the resultant iron oxide pellets into a reducing furnace to thereby reduce the iron oxide pellets.

15. The method according to claim 14, wherein the starchy organic binder is selected from the group consisting of wheat flour, corn flour, potato starch and dextrin.

16. The method according to claim 14, wherein said drying the green pellet is to a temperature in a range of 80° C. to 220° C.

17. The method according to claim 14, wherein the reducing furnace for reducing the iron oxide pellets is a rotary hearth furnace having a furnace temperature maintained at 1100–1450° C.

18. The method according to claim 14, wherein the green pellet contains a dispersant having a surface-activating action in an amount of 0.1 mass % or less.

19. The method according to claim 14, wherein the green pellet has a diameter of 6–30 mm.

13

20. The method according to claims claim **14**, wherein the iron oxide and the carbonaceous material are blast furnace dust, converter dust, dust from a sintering process, electric furnace dust, or a mixture thereof.

21. A reduced iron pellet produced through a method as recited in claim **14**. 5

22. A method for producing an iron oxide pellet comprising the steps of:

uniformly mixing, while adding water, a raw material mixture comprising 10
 iron oxide which serves as a primary component,
 a carbonaceous material in an amount sufficient for reducing the iron oxide,
 a starchy organic binder in an amount sufficient for binding the iron oxide and the carbonaceous material, and 15

14

an inorganic coagulant in an amount of not less than 0.05 mass % and less than 1 mass %;

pelletizing the resultant mixture to thereby obtain a green pellet; and drying the green pellet until the moisture content is reduced to equal to or less than 1.0 mass %, wherein

the green pellet contains a dispersant having a surface-activating action in an amount of 0.1 mass % or less; and

the dispersant having a surface-activating action is sodium hydroxide.

23. The method according to claim **22**, wherein the added sodium hydroxide is 0.01–0.03 mass %.

* * * * *