



US006665687B1

(12) **United States Patent**
Burke

(10) **Patent No.:** **US 6,665,687 B1**
(45) **Date of Patent:** **Dec. 16, 2003**

(54) **COMPOSITE USER INTERFACE AND SEARCH SYSTEM FOR INTERNET AND MULTIMEDIA APPLICATIONS**

(76) **Inventor:** Alexander James Burke, 3 Glenside Ter., Upper Montclair, NJ (US) 07043

(*) **Notice:** Subject to any disclaimer, the term of this patent is extended or adjusted under 35 U.S.C. 154(b) by 0 days.

(21) **Appl. No.:** 09/337,087

(22) **Filed:** Jun. 21, 1999

Related U.S. Application Data

(60) Provisional application No. 60/090,801, filed on Jun. 26, 1998.

(51) **Int. Cl.⁷** **G06F 17/30**

(52) **U.S. Cl.** **707/104.1; 707/1; 707/3; 707/100; 707/10; 345/719**

(58) **Field of Search** 707/1-5.1, 103 R, 707/101, 100-104.1; 345/744, 716, 467; 709/224, 238

(56) **References Cited**

U.S. PATENT DOCUMENTS

5,613,057 A	3/1997	Caravel	395/806
5,742,816 A	4/1998	Barr et al.	395/615
5,787,254 A	7/1998	Maddalozzo, Jr. et al.	395/200.58
5,815,830 A	9/1998	Anthony	707/6
5,854,630 A	12/1998	Nielsen	345/352

5,855,020 A	12/1998	Kirsch	707/10
5,890,172 A	3/1999	Borman et al.	707/501
5,911,145 A	6/1999	Arora et al.	707/514
5,930,801 A *	7/1999	Falkenhainer et al.	707/103 R
6,005,565 A	12/1999	Legall et al.	345/716
6,072,483 A *	6/2000	Rosin et al.	345/716
6,081,814 A	6/2000	Mangat et al.	707/501
6,111,611 A	8/2000	Ozkan et al.	348/465
6,195,692 B1	2/2001	Hsu	709/219

FOREIGN PATENT DOCUMENTS

EP 0 747 840 A1 12/1996 G06F/17/30

* cited by examiner

Primary Examiner—Greta Robinson
Assistant Examiner—Mohammad Ali

(57) **ABSTRACT**

A user interface provides historical and hierarchical search and navigation modes through previously selected and hierarchically linked multimedia applications, documents and directories. The system includes a database for use in identifying hierarchically linked information items and multimedia application information items. The system enables searching through a sequence of hierarchically linked Internet documents to identify an object associated with a user entered search information item in response to user initiation of a hierarchical search. The system also permits user selection of a logical operator from a plurality of displayed logical operators for linking first and said second information item search terms.

20 Claims, 9 Drawing Sheets

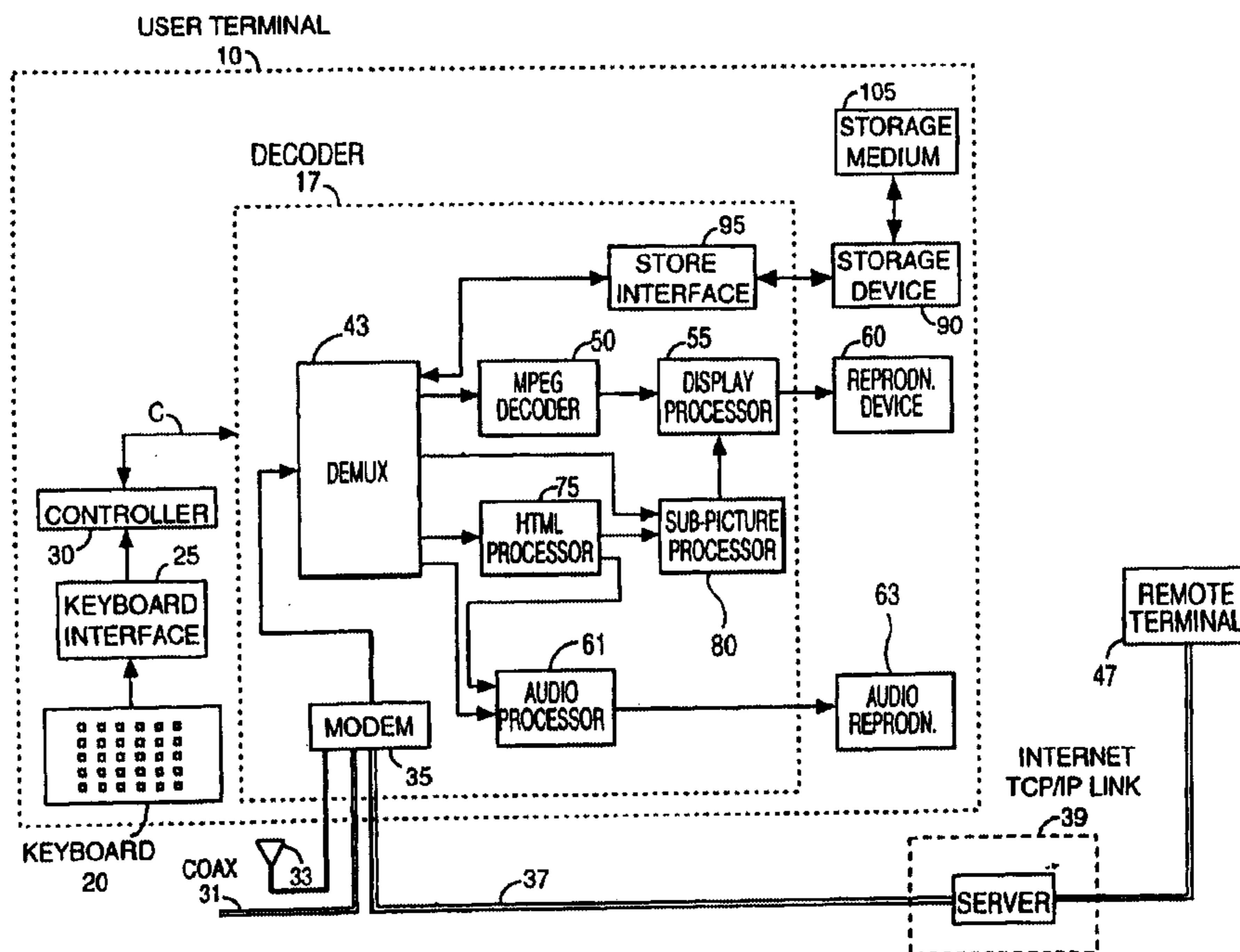
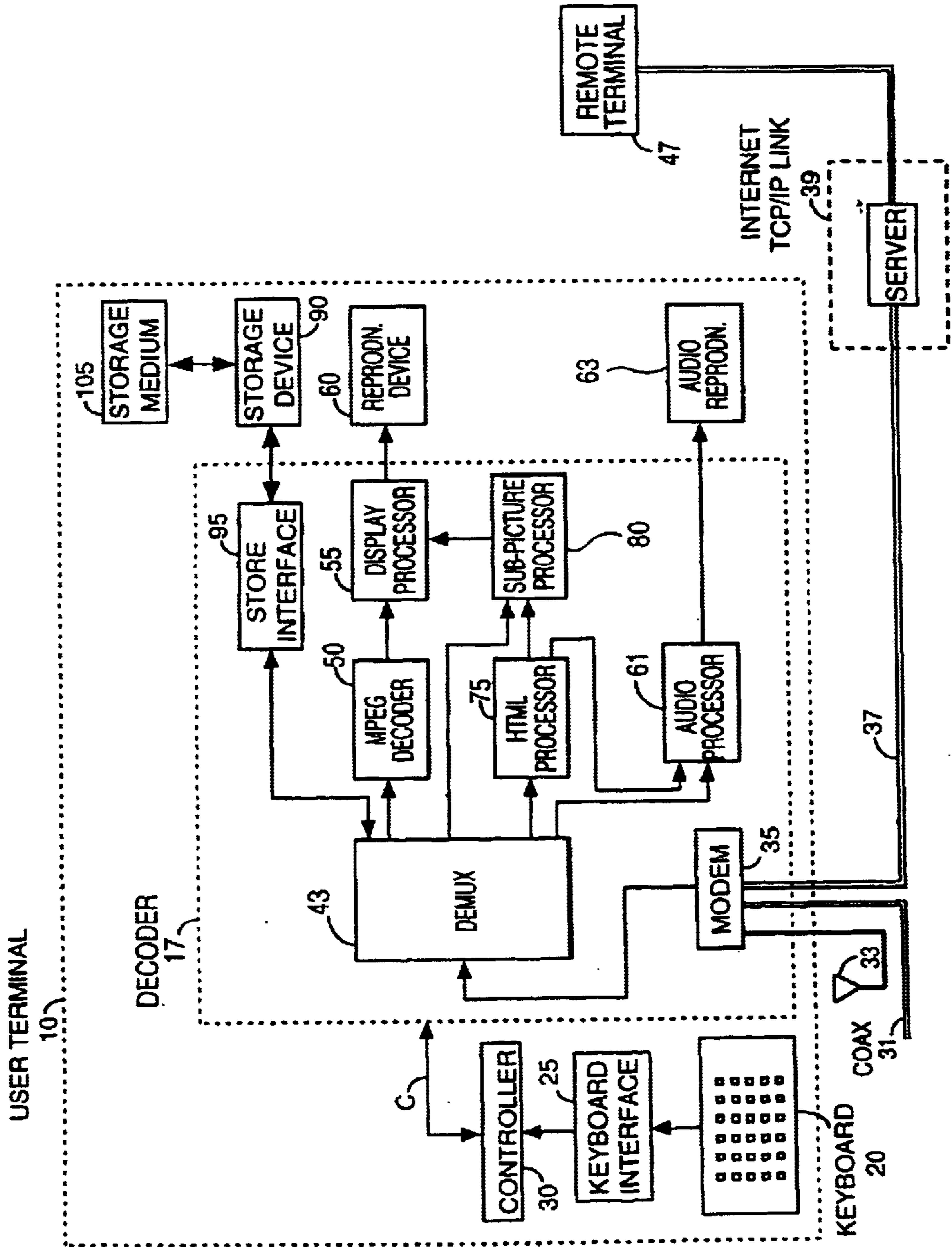


FIG. 1



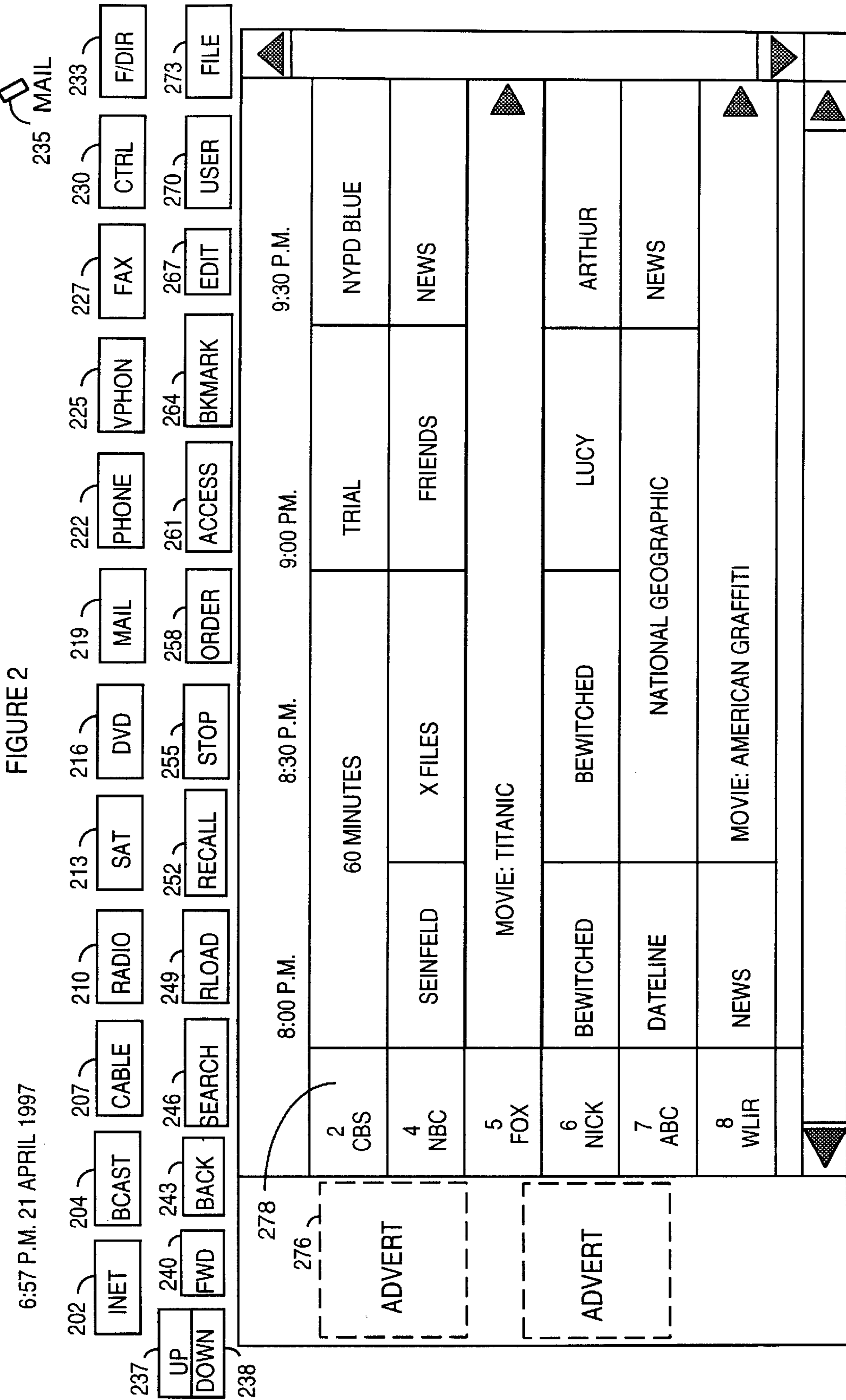


FIGURE 3

305 INDEX	307 URL	309 INTERNET ADDR.	312 FUNCTION E.G., CH, PRG NAME, FILE	314 CATEGORY INFO.	316 SUBCTGRY1	319 SUBCTGRY2	323 PWORD	326 USERID
100	WWW.A.COM		INTERNET	WEB PG 1				
101		A@B.COM	EMAIL	J. SMITH				
102			SAT. VIDEO	NBC-4	COMEDY	SEINFELD		
103			CABLE	HBO	DRAMA	TITANIC		
104			RADIO	CROCK	102.9			
105		G@J.COM	INT. PHONE	H. JONES				
106			PHONE	A. BROWN				
107	WWW.B.COM		INTERNET	HOTMAIL			2345	BROWNA
108			WORD	FILENAME				
109			HOMECTRL	ALARM	ROOM1		CODE2	
110	WWW.C.COM		INTERNET	WEB PG 2				
111		W@X.COM	EMAIL	ACME				
112	WWW.D.COM		INTERNET	WEB PG 3				
113			CABLE	ESPN	SPORT	FOOTBALL		
114		S@F.COM	INT. PHONE	D. GREEN				
115	WWW.E.COM		INTERNET	WEB PG 4				
116	WWW.F.COM		INTERNET	WEB PG 5				

312 FIGURE 4

305 INDEX	307 URL	309 INTERNET ADDR.	FUNCTION INFO.	402 ACCES CONFIG INFO.	404		407		410		414	
					UPINDEX	DOWNINDEX	UPINDEX	DOWNINDEX	BACKINDEX	FWDINDEX	BACKINDEX	FWDINDEX
100	WWW.A.COM		INTERNET		107							101
101		A@B.COM	EMAIL		108				100			103
102			SAT. VIDEO		116							
103			CABLE	CODE3	119				101			108
104			RADIO		123							
105		G@J.COM	INT. PHONE	VOCALTEC	111							
106			PHONE									
107	WWW.B.COM		INTERNET		110			100				
108			WORD	WORD6.0	115			101		103		110
109			HOMECTRL	CODE2	117							
110	WWW.C.COM		INTERNET		112			107		108		
111		W@X.COM	EMAIL					105				
112	WWW.D.COM		INTERNET		114			110				
113			CABLE	CODE1								
114		S@F.COM	INT. PHONE	VOCALTEC				112				
115	WWW.E.COM		INTERNET					108				
116	WWW.F.COM		INTERNET		120			102				

FIGURE 5

520	BACK	
517	FORWARD	
515	STOP ACCESSING	
513	HOME	
509	WWW.C.COM	INTERNET 1
507	FILENAME	WORD6.0 2
505	HBO	CABLETV 3
502	A@B.COM	EMAIL 4
500	WWW.A.COM	INTERNET 5

FIGURE 6

640	DOWN	
637	UP	
635	STOP ACCESSING	
633	HOME	
630	WWW.F.COM	INTERNET 1
627	NBC-4	SAT. VIDEO 2
625	WWW.E.COM	INTERNET 1
623	FILENAME	WORD6.0 2
620	A@B.COM	EMAIL 3
615	G@J.COM	INT.-PHONE 1
613	WWW.D.COM	INTERNET 2
611	WWW.C.COM	INTERNET 3
609	WWW.B.COM	INTERNET 4
607	WWW.A.COM	INTERNET 5
602	W@X.COM	EMAIL 1
600	G@J.COM	INT.-PHONE 2

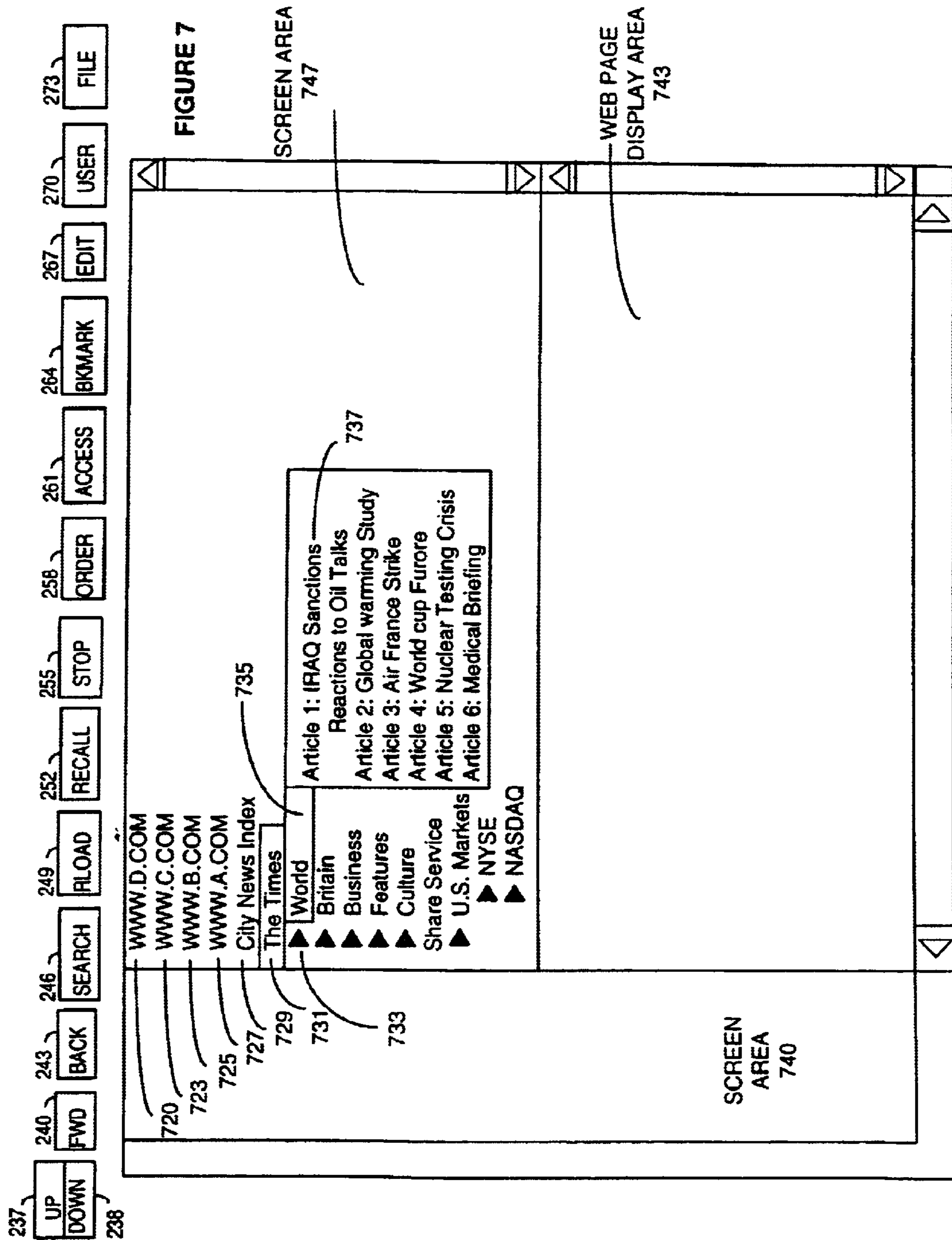


FIGURE 8

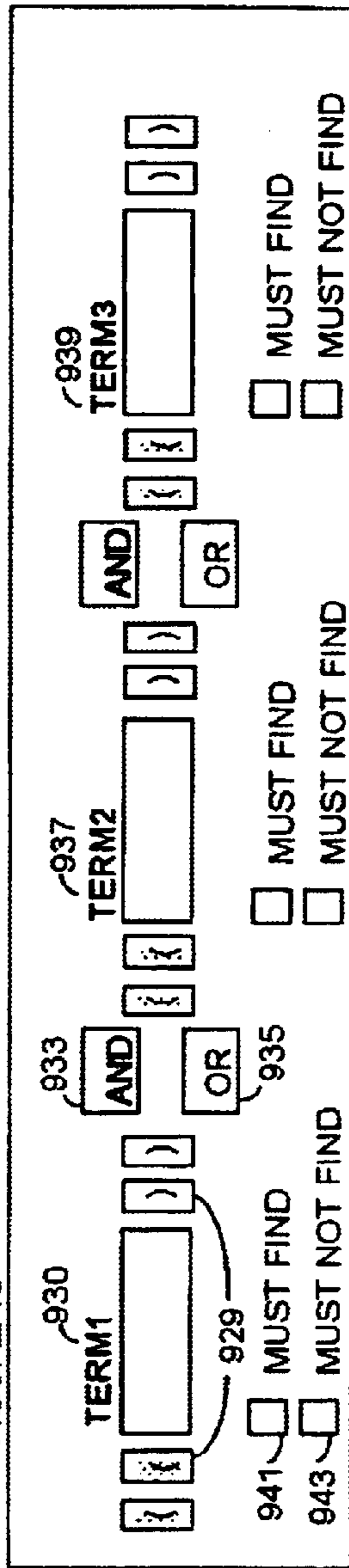


SEARCH ENTER:
CHANNEL, PROGRAM TITLE, PROGRAM TOPIC, PROGRAM THEME,
TELEPHONE NO., FAX NO., EMAIL ADDRESS, NAME OF PERSON, CORPORATION ETC
BOOKMARK URL, BOOKMARK SEARCH TERM (TEXT STRING),
CONTROL FUNCTION, FILE NAME

FIGURE 9

- | SELECT ITEM FOR SEARCH | |
|------------------------|---------------------------------|
| 925 | PROGRAM |
| 920 | PROGRAM THEME |
| 917 | CHANNEL |
| 915 | TELEPHONE NUMBER |
| 913 | FAX NUMBER |
| 911 | NAME (PERSON, CORP. ETC) |
| 909 | FUNCTION (APPLIANCE, ALARM ETC) |
| 907 | FILE |
| 905 | TEXT STRING |
| 902 | URL |
| 900 | EMAIL ADDRESS |

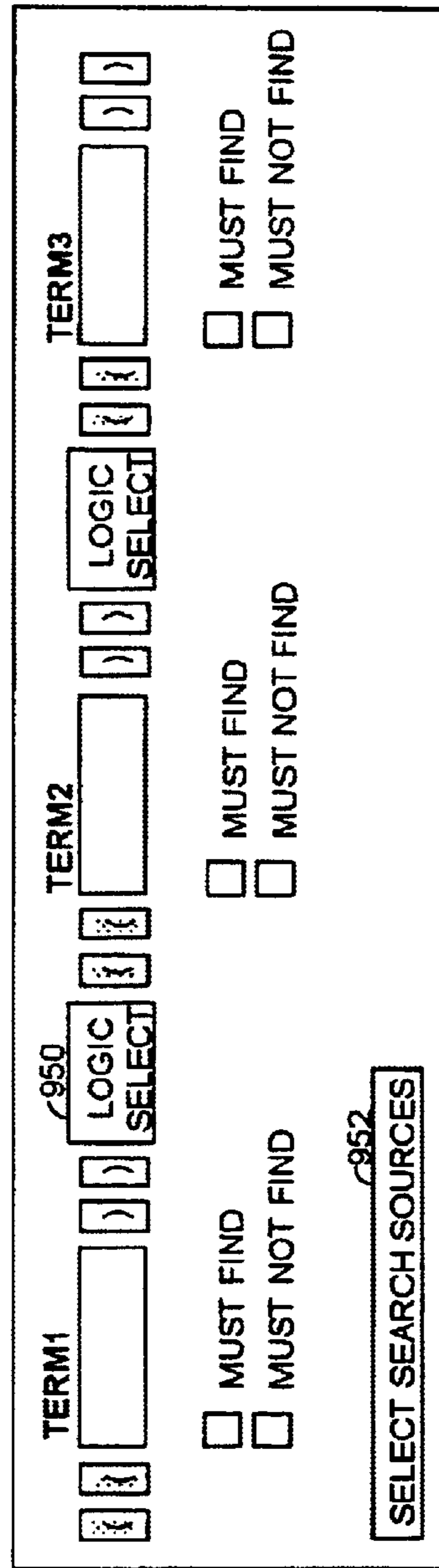
FIGURE 10



SEARCH

ENTER TERM1, TERM2 AND TERM3, (FOR A DONT CARE CHARACTER ENTER AN ASTERISK*)
 OPTIONALLY SELECT WHETHER TERM MUST OR MUST NOT BE FOUND, OTHERWISE SEARCH
 RESULTS LISTED BY PERCENTAGE OCCURRENCE OF TERMS
 SELECT SEARCH LOGIC BY SELECTING SHADED LOGIC ITEMS,
 FOR EXAMPLE TO FIND THE MOVIE TITANIC ENTER
 (MOVIE\$D\$ASTER) AND (SEA OR SHIP\$WRECK).

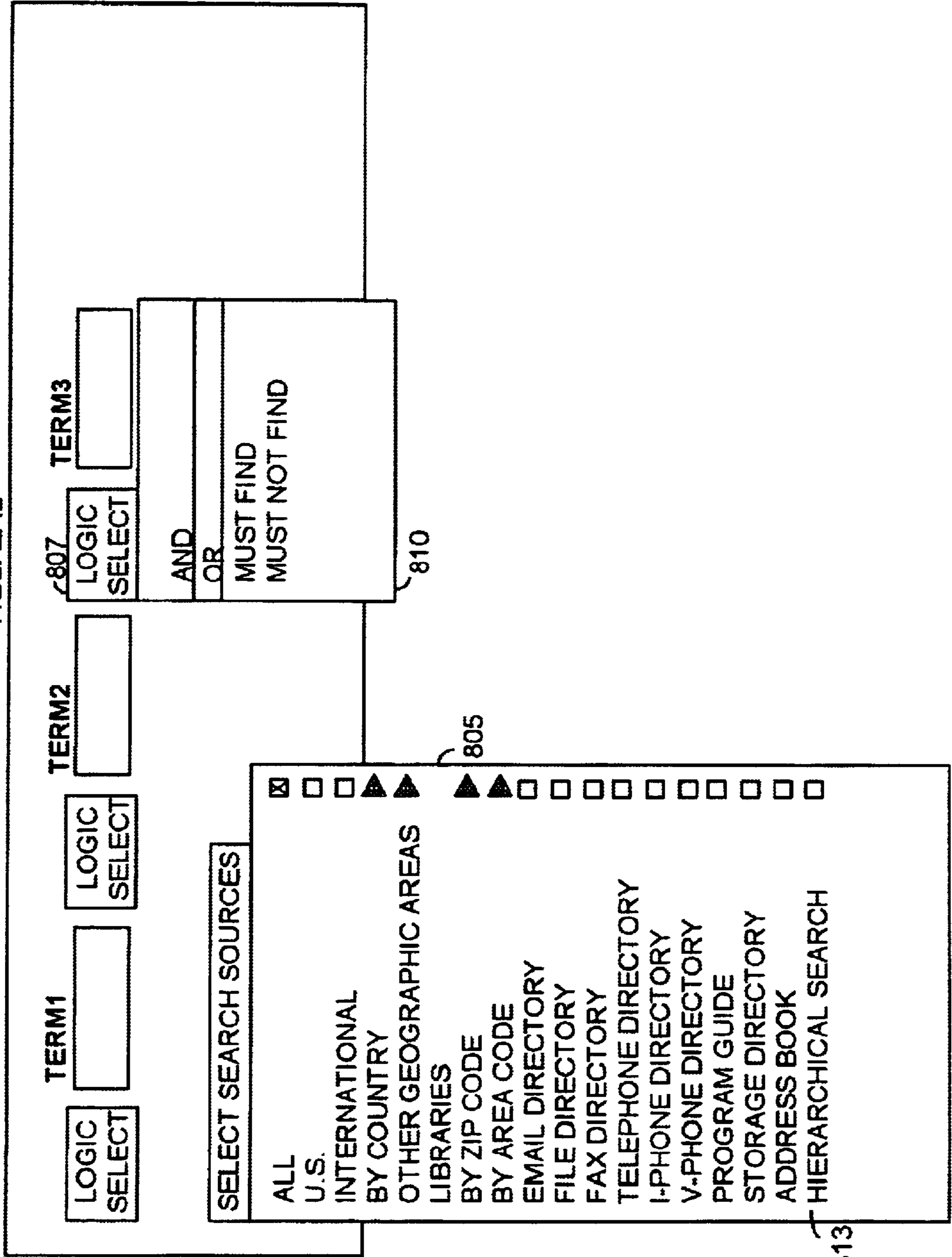
FIGURE 11



SEARCH

ENTER TERM1, TERM2 AND TERM3, (FOR A DONT CARE CHARACTER ENTER AN ASTERISK*)
 OPTIONALLY SELECT WHETHER TERM MUST OR MUST NOT BE FOUND, OTHERWISE SEARCH
 RESULTS LISTED BY PERCENTAGE OCCURRENCE OF TERMS
 USE SHADED LOGIC SELECT MENU TO SELECT SEARCH LOGIC

FIGURE 12



COMPOSITE USER INTERFACE AND SEARCH SYSTEM FOR INTERNET AND MULTIMEDIA APPLICATIONS

This is a non-provisional application of provisional application Ser. No. 60/090,801 by A. J. Burke, filed Jun. 26th, 1998.

FIELD OF THE INVENTION

This invention is related to the field of digital signal processing, and more particularly to an interface system supporting navigation, search and operation of multimedia functions.

BACKGROUND OF THE INVENTION

Processing devices such as personal computers (PCs), set-top box systems and combined personal computer and television systems (PC/TV systems), are increasingly becoming multimedia processing systems. Such systems are required to process and decode data from a variety of local and remote sources in different data formats for a variety of applications in response to User requests. For example, a multimedia decoder such as a PC/TV system may receive and transmit data via telephone (e.g. the Internet) and coaxial lines (e.g. cable TV) and from local sources such as Digital Video Disk (DVD), CDROM, VHS and Digital VHS (DVHS™) type players, PCs, and many other types of sources. A multimedia decoder may also receive data from satellite or terrestrial sources comprising High Definition Television (HDTV) broadcasts, Multi-point Microwave Distribution System (MMDS) broadcasts and Digital Video Broadcasts (DVB). A multimedia decoder may also be required to support a number of different functions such as Internet browsing, broadcast video decoding, fax, Email, telephone, home control, word processing and other computer functions.

A number of problems arise in providing a User interface for such a multimedia decoder system that supports complex User interactive tasks whilst providing a simple command interface suitable for the general public. Specifically, problems arise in navigating between different multimedia functions and in navigating within a specific multimedia system function. A problem also occurs in providing a user the capability to readily locate information items and functions in Internet browsing and other applications. These problems are addressed by a system according to the present invention.

SUMMARY OF THE INVENTION

The inventors have hereby recognized that a User interface providing multiple navigation and search modes and associated menus offers significant advantages. Specifically, a user interface providing historical and hierarchical navigation and search modes provides flexibility and usability in navigating and searching through previously selected and hierarchically linked multimedia applications documents and directories. Such a system also offers advantages in searching and navigation within a specific multimedia function.

A video processor user interface system permits a search for information through a sequence of hierarchically linked Internet documents in which an individual document contains a reference link to a succeeding document in the sequence. The system includes a display menu generator for generating a menu item permitting user entry of a search

information item. The search information item identifies an object associated with at least one of the sequence of hierarchically linked Internet documents. The system enables accessing a first document and succeeding documents in the sequence using reference links in individual documents to identify succeeding documents in the sequence. The system also enables searching through the sequence of hierarchically linked Internet documents to identify an object associated with a user entered search information item in response to user initiation of a hierarchical search. The system also permits user selection of a logical operator from a plurality of displayed logical operators for linking first and said second information item search terms. The system also generates display menu permitting user selection of directories to be searched.

BRIEF DESCRIPTION OF THE DRAWINGS

In the drawing:

FIG. 1 shows a multimedia decoder incorporating a user interface according to the invention.

FIG. 2 shows an exemplary multimedia function display format according to the invention.

FIG. 3 shows a database for use in navigating and searching in a multimedia decoder system, according to the invention.

FIG. 4 shows the database of FIG. 3 incorporating additional elements and pointers for use in navigation and search operations, according to the invention.

FIG. 5 shows a menu enabling forward and backward navigation through different multimedia applications, according to the invention.

FIG. 6 shows a menu enabling upward and downward navigation through Internet and other multimedia applications, according to the invention.

FIG. 7 shows an exemplary split screen display format showing a hierarchical navigation menu and an application screen area associated with a selected navigation menu item, according to the invention.

FIG. 8 shows a menu enabling user entry of a search information item for searching across a plurality of multimedia applications, according to the invention.

FIG. 9 shows a menu for selecting a multimedia item category prior to entry of a specific search item, according to the invention.

FIG. 10 shows a search menu permitting user selection of a logical operator linking search terms in which the logical operator is selected from a plurality of displayed logical operators, according to the invention.

FIGS. 11 and 12 show search menus for selection of displayed logical operators and search sources, according to the invention.

DETAILED DESCRIPTION OF THE DRAWINGS

FIG. 1 shows a multimedia decoder communicating with multiple sources including cable, Internet and terrestrial broadcast sources and incorporating a user interface according to the invention. A User may initiate Email, telephone, Internet browsing, fax and video-phone functions via selection of options from displayed menus. The decoder system adaptively decodes Internet data representative of, for example, Hypertext Mark-up Language (HTML) or Standardized Mark-up Language (SGML) and broadcast data encoded to the MPEG standard incorporating compressed video and audio program data. The decoded data is format-

ted either as a composite video image or as separate video images for display.

The MPEG2 (Moving Pictures Expert Group) image encoding standard, hereinafter referred to as the "MPEG standard" is comprised of a system encoding section (ISO/IEC 13818-1, Jun. 10th, 1994) and a video encoding section (ISO/IEC 13818-2, Jan. 20th, 1995).

Although the disclosed system is described in the context of a system for receiving an Internet protocol compatible signal conveying HTML or SGML data and an MPEG compatible signal, it is exemplary only. The principles of the invention may be applied to systems in which the types of transmission channels and communication protocols may vary, or to systems in which the coding type may vary. Such systems may include non-MPEG compatible systems, for example, involving other types of encoded datastreams. Further, although the disclosed system is described as processing broadcast programs, this is exemplary only. The term 'program' is used to represent any form of data such as telephone messages, computer programs, Internet data or other communications, for example.

In overview, in the multimedia decoder system of FIG. 1, Internet protocol information representing a web page, for example, is received by multimedia decoder 17 of User terminal 10 from remote terminal 47 via Internet TCP/IP telephone line link 37 and server system 39. Decoder 17 also receives a carrier modulated with MPEG compatible video data from a terrestrial broadcast source via antenna 33. In addition, decoder 17 may also receive a cable TV carrier modulated with MPEG compatible video data from a cable source via coaxial line 31.

Decoder 17 demodulates and adaptively decompresses the input compressed MPEG video data and decodes the HTML Internet data to provide a composite video image or separate video images for display on unit 60. Decoder 17 also decodes MPEG coded audio data and provides decoded audio data to audio reproduction device 63. In other modes decoder 17 provides encoded data outputs for storage on storage medium 105 via storage device 90. Decoder 17 also communicates with other data sources (not shown to simplify drawing) via modem 35 and coaxial line 31 and telephone line 37 such as an Internet connection service (e.g. America On-line™).

A multimedia decoder user initiates functions including Email, telephone, Internet access, fax and video-phone functions and viewing and storage of selected programs via selection of options from a function display format. A User selects a displayed option with a cursor using keyboard and mouse unit 20. Commands from unit 20 are passed via interface 25 to controller 30. Unit 30 controls the operation of the elements of decoder 17 and responds to unit 20 commands using a bi-directional data and control signal bus C. Controller 30 controls the functions of individual elements within decoder 17 by setting control register values within these elements with control bus C. Controller 30 maintains a database incorporating a plurality of pointers advantageously supporting different modes of searching and menu navigation for a plurality of multimedia functions.

Considering FIG. 1 in detail, upon a user request for a web page, for example, decoder 17 establishes Internet access via telephone line 37 and retrieves the web page information in a conventional manner from the requested web page URL address (e.g. of remote terminal 47) via modem 35 and server 39. Controller 30 determines whether the requested Internet access is authorized from conditional access or smart card User entitlement information and if authorized,

controller 30 establishes telephone communication with a service provider via server 39 by dialing a telephone number using modem 35 and transmitting the requested web page URL address code and user entitlement code, for example. Modem 35 may be a wide bandwidth communication modem such as a cable modem enabling decoder 17 to process both web page data and broadcast video program data for display from a cable source. Controller 30 uses response access data (including Transmission Control Protocol/Internet Protocol (TCP/IP) identification data) determined from an internal database to identify and assemble the web page TCP/IP packets containing the web page HTML (or SGML) and associated JAVA data (and other data e.g. JPEG, GIF, TIF type data) in the response datastream from server 39.

The response web page TCP/IP packets are buffered within modem 35 and provided to demultiplexer 43. Individual packets that comprise the requested web page information are identified by data identifiers (e.g. Packet Identifiers—PIDs) of the requested data. Controller 30, in conjunction with unit 43, identifies the input response web page data using a source identifier PID derived from the web page request address. Other messages may be identified from predetermined PIDs and PID mapping information stored within controller 30. Demultiplexer 43 in conjunction with controller 30 identifies and assembles the requested web page data using the PID information stored within controller 30. Unit 43 matches the PIDs of incoming packets in the datastream from modem 35 with PID values preloaded in control registers within unit 43 by controller 30. Therefore, HTML™ and Java™ encoded web page information representing a user requested web page image is assembled by unit 43 and provided to HTML™ processor 75 under command of controller 30.

Processor 75 decodes the HTML™ and Java™ encoded web page information and provides web page image representative pixel data to sub-picture processor 80 for storage in internal memory. Processor 75 incorporates the processing functions of a special web browser, including JPEG decompression and Java decoding such as involved in the operation of Netscape Navigator™, for example. Processor 75 provides audio data associated with the HTML™ and Java™ encoded web page information to audio processor 61. Audio processor 61 decodes the audio data from unit 75 and provides decoded and amplified audio data synchronized with the associated decoded web page video data to device 63 for audio reproduction.

Processor 80 formats the web page representative pixel data received from unit 75 (and sub-picture data from unit 50 in decoding MPEG compatible data) for storage as pixel mapped data in display processor 55. Processor 80 also creates a user interface comprising a set of interactive, hierarchical, navigation and search menu displays, according to the invention, for presentation on unit 60. The user interface system supports navigating and searching through a plurality of image displays by traversing through previously selected image displays in a first mode and by traversing through hierarchically linked image displays in a second mode. The menu displays include, for example, the displays shown in FIGS. 2, and 5-12, that enable searching and navigation through different multimedia applications, according to the invention. The search and navigation features shown in FIGS. 2 and 5-12 are achieved by controller 30 using a database created from both predetermined elements and from information elements from local and remote sources. The database is updated by controller 30 and employs a plurality of pointers as shown in FIGS. 3 and 4.

The user interface menu displays are generated in the form of pixel map data by processor **80** under direction of controller **30**. A menu database distinct from the search and navigation database is employed by controller **30** to support the creation and update of the user interface menu displays presented on unit **60**. The menu database links particular menus and objects in search and navigation functions and links particular functions with selectable menu option icons in the menu currently displayed on unit **60**. Controller **30** is thereby enabled to execute functions and navigate hierarchical menus displayed on unit **60** in response to User selection of a current menu option icon.

Controller **30** executes preprogrammed instructions constituting an operating system. In executing the instructions, controller **30** together with unit **80**, generates a user interface comprising a hierarchical sequence of menus for continuous display on unit **60** for the duration of a User's interactive operation of decoder **17**. The hierarchical menu displays are generated in the form of pixel map data by processor **80** under direction of controller **30**. The hierarchical menu displays generated by processor **80** are provided to display processor **55** for formatting and storage in a pixel representative memory contained within unit **55**.

Similar to the HTML web page data, MPEG encoded program data packets received within the response TCP/IP data from server **39** and buffered within modem **35** are provided to demultiplexer **43**. Individual packets comprising a desired program are identified by data identifiers (PIDs) of the requested data. Controller **30**, in conjunction with unit **43**, identifies the packets of the desired program using PID values acquired from program specific information received in packetized program information accompanying the program content data. Demultiplexer **43** in conjunction with controller **30** identifies and assembles the MPEG program data by matching the PIDs of incoming packets in the datastream from modem **35** with PID values pre-loaded in control registers within unit **43** by controller **30**. Therefore, MPEG encoded program representative video data is assembled by unit **43** and provided to MPEG decoder **50** under command of controller **30**. Processor **50** decodes the MPEG encoded program data and provides decoded pixel representative image data to display processor **55** for formatting and storage in the pixel representative memory contained within unit **55**. Also MPEG encoded audio data associated within the video data is assembled by unit **43** and provided to audio decoder **61** for processing and subsequent reproduction by unit **63** under command of controller **30**.

Display processor **55** converts the stored and formatted video program data, and the hierarchical menu data provided from processor **80**, into conventional luminance and chrominance components. The luminance and chrominance components, together with timing data provided by controller **30**, are processed by processor **55** in a conventional manner to form an NTSC signal for display on NTSC compatible image reproduction device **60** e.g. a television or video monitor. Processor **55** may, in another embodiment, provide RGB output data for display by an RGB compatible reproduction device or a high definition television.

FIG. 2 shows a multimedia function display generated by controller **30** and processor **80** that supports user selection of a plurality of multimedia functions via user selectable icons **202-233**. The multimedia function display also permits a plurality of ancillary search, navigation and other functions using icons **237-273**.

The user interface system created by controller **30** and unit **80** supports navigating and searching through a plurality

of image displays in a historical mode and in a hierarchical mode. In historical mode, upon selecting icons **240** and **243** a user may traverse through previously selected image displays. In a hierarchical mode, upon selecting icons **237** and **238** a user may traverse through hierarchically linked image displays such as a sequence of Internet documents or web pages in which each document contains a link or reference (e.g. an Internet URL) to a subsequent document in the sequence. The sequence of web page documents may not have been previously selected or viewed by a user of decoder **17**. Further, the documents in the sequence may be advantageously acquired by controller **30** using the database and cached within memory of controller **30**. This forward caching of hierarchically sequenced Internet documents is performed in the background and is transparent to a user. The forward caching of Internet documents facilitates fast hierarchical search and navigation.

FIG. 3 shows a portion of a database used by controller **30** for use in navigating and searching within decoder **17**. The database structure of FIG. 3 contains an index value **305** for each record within the database. Index values range from **100** to **116** in exemplary database portion of FIG. 3. An index value is a base value enabling indexed addressing of individual records and their sub-elements to enable their identification and to permit them to be accessed. An index value may comprise a number, a code, an address such as a memory address or the index value may be one of the database elements (**305-326** of FIG. 3 and **402-414** of FIG. 4) such as an Internet URL, for example. An index value **305** is associated with URL **307**, Internet address (e.g. Email address) **309**, function identifier **312**, category information **314**, sub-category1 information **316**, sub-category2 information **319**, password **323** and userid **326**. Index values **305** are also associated with access configuration information **402**, and upindex **404** and downindex **407** of pointer1, and backindex **410** and forwardindex **414** of pointer2, as shown in the additional database elements listed in FIG. 4.

For individual records in the database, pointers **1** and **2** (**404**, **407**, **410** and **414**) indicate index numbers **305** of subsequent records to be accessed in the various search and navigation modes. For example, in FIG. 4, assume the current application is a word data processing application as represented by index (column **305**) value **108** containing a database record of the word application. Then, in historical navigation and search modes pointer2 backindex **410** indicates a backward navigation record index value of **103** indicating that upon historical backward navigation the next application is a cable television application (HBO) identified by index value **103**. Similarly, in historical navigation and search mode, pointer2 forward index **414** indicates a forward navigation record index value of **110** indicating that upon historical forward navigation the next application is an Internet application (web page WWW.C.COM) identified by index value **110**.

Further, in hierarchical navigation and search modes pointer1 upindex **404** indicates an upward navigation record index value of **115** indicating that upon hierarchical upward navigation the next application is an Internet application (web page WWW.E.COM) identified by index value **115**. Similarly, in hierarchical navigation and search modes pointer1 downindex **407** indicates a downward navigation record index value of **101** indicating that upon hierarchical downward navigation the next application is an Email application (A@B.COM) identified by index value **101**. Thereby pointers **1** and **2** support search and navigation through the decoder **17** multimedia functions.

FIG. 5 shows a menu enabling forward and backward navigation through different multimedia applications,

according to the invention. Menu entries **500–509** correspond to the navigation path shown in FIG. 4 identified by backindex **410** and forwardindex **414** of pointer2. FIG. 5 shows that the current application is HBO (entry **505**). By selecting an entry in this menu such as entry **500**, or **502** a user may navigate backward and by selecting entry **507** or **509** a user may navigate forward. Alternatively, a user may select back icon **520** to scroll through the back navigation menu items and the entry finally attained is opened automatically by decoder **17**. Similarly, a user may scroll through forward navigation menu items using icon **517**. Menu items **513** and **515** are used to return to a “home” application and to stop loading of a selected application respectively.

The historical navigation through the application items **500–509** is achieved by controller **30** using the database pointer2 shown in FIG. 4. In addition, a user may navigate directly both forward and back through applications using icons **240** and **243** as shown in FIG. 2. Alternatively icons **240** and **243** may be used to activate an intervening menu such as the menu of FIG. 5 to permit forward and backward navigation through previously selected multimedia applications.

FIG. 6 shows a menu enabling upward and downward navigation through hierarchically linked Internet and other multimedia applications and documents, according to the invention. These applications/documents may be linked by URL reference links or other links such as by other types of embedded references such as a simple text reference to another document, a telephone number, fax number, word document filename or the other database elements associated with the base index value listed in FIGS. 3 and 4 etc. These applications may also be linked by a user entered hierarchical reference system using a menu (not shown to preserve drawing clarity). Menu entries **600–630** correspond to the navigation paths shown in FIG. 4 identified by upindex **404** and downindex **407** of pointer1. Four sets of navigation paths are shown comprising path1 **600–602**, path2 **607–615**, path3 **620–625** and path4 **627–630**. FIG. 6 shows that the current application is an Internet telephone application (entry **615** of path2). By selecting an entry in this menu such as entry **607**, or **611** a user may navigate downward through a set of hierarchically linked applications/documents (e.g. Internet web pages). A user may also navigate upward through a set of hierarchically linked applications/documents e.g. if the current application was **611**, then by selecting entry **613** upward navigation through the applications occurs. A user may also move to another navigation path by simply selecting a different path menu entry e.g. by selecting entry **623** a user moves from hierarchical path2 to hierarchical path3. Alternatively, a user may select down icon **640** to scroll through the down navigation menu items and the entry finally attained is opened automatically by decoder **17**. Similarly, a user may scroll through upward navigation menu items using icon **637**. Menu items **633** and **635** are used to return to a “home” application and to stop loading of a selected application respectively.

The hierarchical navigation through the application items **600–630** is achieved by controller **30** using the database pointer1 shown in FIG. 4. In addition, a user may navigate directly both upward and downward through applications using icons **237** and **238** as shown in FIG. 2. Alternatively icons **237** and **238** may be used to activate an intervening menu such as the menu of FIG. 6 to permit upward and downward navigation through hierarchically linked multimedia applications.

FIG. 7 shows an exemplary split screen display format showing a hierarchical navigation menu in screen area **747**

and an application screen area **743** associated with a selected navigation menu item, according to the invention. The hierarchical application navigation path shows parallel linkage, for example, the world document **735** referenced by the times **731** and identified as a sub-reference by indicator **733** contains 6 references to 6 articles 1–6 shown in area **737**. Menu items **720–729** show documents from independent sources. Items **720–727** correspond to a portion of the hierarchical navigation path2 (items **607–613** of FIG. 6). A user may navigate through the hierarchical navigation path by selecting entries in screen area **747** and by scrolling the navigation screen area **747** using the arrow icons in the area **747** frame. The format of FIG. 7 may also be used for historical navigation display and may be displayed upon selection of hierarchical navigation items **237** and **238** and historical navigation items **240** and **243** in FIG. 2. The hierarchical and historical navigation through the application items of area **747** is achieved by controller **30** using the database pointer1 and pointer2 shown in FIG. 4 as described in connection with FIGS. 3–6.

FIG. 8 shows a menu enabling user entry of a search information item for searching across a plurality of multimedia applications, according to the invention. A user may search for objects both in the database of controller **30** and in the applications and associated documents identified by the database of controller **30**. Through the menu of FIG. 8, a user may search for a channel, program title, program topic e.g. movies, a program theme e.g. comedy, a telephone or fax number, Email address, name of a person or corporation or other entity, an Internet URL, a text string, a control function e.g. set burglar alarm, or a filename, for example.

FIG. 9 shows a menu for selecting a multimedia item category prior to entry of a specific search item, according to the invention. Upon selection of a category such as categories **900–925** of FIG. 9 a search dialog box is presented to a user. Exemplary dialog boxes for searching are shown in FIGS. 8 and 10–12.

FIG. 10 shows a search menu permitting user selection of a logical operator linking search terms **930**, **937** and **939** in which the logical operator is selected from a plurality of displayed logical operators (**929**, **933** or **935**, for example), according to the invention. In addition, the menu also permits the search definition to specify mandatory inclusion or exclusion of search terms with user selectable option boxes **941** and **943**. This search menu enables a user to craft a logical search in an easy to use graphical manner without resorting to a hidden, and platform variable syntax of search logic. The displayed logical operators (**929**, **933** or **935**) are exemplary only and additional ones may be included corresponding to known algebraic or other operations such as an exclusive-or operator etc.

FIGS. 11 and 12 show search menus for selection of displayed logical operators and search sources, according to the invention. FIG. 11 shows logical operator selection using a menu item **950** for selection of a logical operator and also an item **952** permitting selection of sources to be searched.

FIG. 12 shows logical search operators being presented in a menu format **810** following user selection of item **807** by mouse-cursor arrangement, for example. FIG. 12 also shows a menu **805** permitting user selection of a source to be searched. In the absence of a user source selection, a default selection of all sources is made. The sources that may be individually selected include a hierarchical document search **813** in which case an existing open document is taken as the base document for the search. A hierarchical document search is then performed using the method described in

connection with FIGS. 3-6. If no base document is open, the menu issues a prompt for selection of such a document which may comprise any of the applications/documents listed within the controller 30 database. Alternatively, documents stored remotely may be searched such as an Internet web page, for example, using a conventional web browser system such as provided by Netscape Navigator™. Item 805 also enables selection of a library and one or more directories for search such as an Email, file, telephone, Internet phone, fax, video-phone, address book or storage directory. The search sources may also be defined geographically by country or other area. Further, searching by zip code and area code is also supported and upon such a selection an additional dialog box is presented to a user to prompt user entry of one or more zip or area codes.

In other modes, decoder 17 is adaptively configured by controller 30 to receive satellite or terrestrial broadcast data via antenna 33 or cable television broadcast data via coaxial line 31. In terrestrial broadcast mode, for example, modem 35 is configured to receive a carrier modulated with video data from antenna 33. An input processor within modem 35 converts the video data to digital form. The unit 35 input processor also includes radio frequency (RF) tuner and intermediate frequency (IF) mixer and amplification stages for down-converting the input video signal to a lower frequency band. The unit 35 input processor also includes an analog to digital converter for digitizing the down-converted signal to produce a signal suitable for further processing. The resultant digital output signal is demodulated and decoded and error-corrected by other elements in unit 35 and provided to demultiplexer 43 for further processing as previously described. Unit 35 adopts a similar process for input processing and decoding cable television broadcast data received via coaxial line 31 following configuration by controller 30.

The architecture of FIG. 1 is not exclusive. Other architectures may be derived in accordance with the principles of the invention to accomplish the same objectives. Further, the functions of the elements of terminal 10 of FIG. 1 and the process steps employed in creating, operating and updating the search and navigation database and in implementing the search and navigation functions may be performed in whole or in part within the programmed instructions of a micro-processor.

What is claimed is:

1. A video processor user interface system permitting a search for information through a sequence of hierarchically linked documents accessible via the Internet in which an individual document contains a reference link to a succeeding document in said sequence, comprising:

a display menu generator for generating a menu item permitting user entry of a search information item identifying an object associated with at least one of said sequence of hierarchically linked documents;

an Internet processor

for accessing a parent document and a successive child document and a successive grandchild document in said sequence using reference links in individual documents to identify succeeding documents in said sequence; and

for searching through said sequence of hierarchically linked documents to identify an object associated with a user entered search information item excluding non-hierarchically associated documents in response to user initiation of a hierarchical search.

2. A system according to claim 1, wherein said Internet processor searches for an object comprising at least one of, (a) a channel, (b) a program title, (c) a

program topic, (d) a telephone or fax number, (e) an Email address, (f) a name of a person or corporation or other entity, (g) an Internet URL, (h) a text string and (i) a filename.

3. A system according to claim 1, wherein a database stores individual document reference links to unaccessed documents hierarchically referenced from said first document and

said Internet processor accesses said unaccessed documents by deriving individual document reference links from said database.

4. A system according to claim 3, wherein said database includes a pointer for identifying a successive document in said sequence.

5. A system according to claim 1, including a forward cache for storing succeeding child and grandchild documents hierarchically referenced from said parent document, said child and grandchild successive documents in said cache being available for search.

6. A system according to claim 1, wherein a reference link comprises at least one of, a) an Internet Universal Resource Locator (URL), b) an Internet address, and c) an Internet address representative code.

7. A system according to claim 1, wherein a document comprises at least one of, a) a web page, b) web page representative image data, c) an HTML/SGML file, d) an Internet compatible language file and (e) a file.

8. A system according to claim 1, wherein said Internet processor performs a search by at least one of a) performing a text/character comparison, b) examining URLs for matching characters, c) searching for specific Internet compatible language tags, d) performing a text/character comparison for similar subject matter text determined from a text or search subject mapping database.

9. A video processor user interface system permitting a search for information through a sequence of hierarchically linked multimedia documents accessible via the Internet in which an individual document contains a reference link to a succeeding document in said sequence, comprising:

a display menu generator for generating a menu item permitting user entry of a search information item, said search information item identifying an object associated with at least one of said sequence of hierarchically linked multimedia documents;

an Internet processor for searching through information items associated with a parent document and a successive child document and a successive grandchild document in said sequence using reference links in individual documents to identify succeeding documents in said sequence to find an object identified by said search information item entered by a user excluding non-hierarchically associated documents; and

a display processor for updating an on-screen display with an image display showing said identified object in response to user initiation of a search.

10. A system according to claim 9, wherein said object comprises at least one of a) an Internet URL, and b) an Internet address representative code.

11. A system according to claim 9, wherein said Internet processor searches said information items to find an object comprising at least one of, a) an entity name, b) a program, c) a telephone/fax number, d) a program broadcast channel, e) an application file, f) a

text string and g) similar subject matter text determined from a text or search subject mapping database.

12. A system according to claim **9**, wherein

said parent document and successive child document and successive grandchild document are multimedia documents associated with applications comprising at least two of, a) Internet web page browsing, b) Email, c) Internet telephony, d) telephony, e) fax, f) broadcast video, g) videophone, h) broadcast radio, i) broadcast audio, j) home control, and i) a word processing or spreadsheet application.

13. A system according to claim **9**, wherein

said display menu generator produces a display menu enabling a user to select an information item to be searched, said selected information item comprising at least one of, a) an Internet URL, b) an entity name, c) a program, d) a telephone/fax number, e) a program broadcast channel, f) an application file, g) a text string, and h) an Email address.

14. A system according to claim **9**, including

a forward cache for storing an Internet address referenced in a previously accessed Internet web page.

15. A system according to claim **9**, wherein

said Internet processor searches Internet web page information at hierarchically referenced Internet addresses.

16. A user interface system permitting a search for information through a sequence of hierarchically linked documents accessible via the Internet, comprising:

a display menu generator for generating a menu permitting user selection of a logical search item, said menu comprising,

a first menu item permitting user entry of a first search term;

a second menu item permitting user entry of a second search term;

a third menu item permitting user selection of a logical operator linking said first and said second search terms to form said logical search item wherein said logical operator is selected from a plurality of displayed logical operators;

a search processor for initiating a search of a parent document and a successive child document and a

successive grandchild document in said sequence using reference links in individual documents to identify succeeding documents in said sequence to find information items matching said logical search term; and

a display processor for updating an on-screen display with an image display showing results of said search.

17. A system according to claim **16**, wherein

said logical operator includes at least two of a) an AND function, b) an OR function, c) a MUST FIND function and d) a MUST NOT FIND function.

18. A user interface method for permitting a search for information through a directory of documents, comprising the steps of:

initiating generation of a menu permitting user entry of a search term;

initiating selection of a directory to be searched;

initiating a search in said selected directory of a parent document and a successive child document and a successive grandchild document in a sequence using reference links in individual documents to identify succeeding documents in said sequence excluding non-hierarchically associated documents to find information items matching said search term; and

initiating update of an on-screen display with an image display showing results of said search.

19. A method according to claim **18**, wherein

said selected directory includes one or more of a) a telephone number directory, b) a fax number directory, c) an Email directory, d) a videophone/Internet-phone directory, e) an Internet URL directory, f) a directory of currently available on-line Internet users, g) a file directory and h) a directory identifying video channels.

20. A method according to claim **18**, wherein

said step of initiating selection of a directory to be searched comprises selecting items in said selected directory based on at least one geographical locator from one of, c) an area code, d) a zip code, e) a geographic area or country.

* * * * *