



US006663137B2

(12) **United States Patent**
Karlsen

(10) **Patent No.:** **US 6,663,137 B2**
(45) **Date of Patent:** **Dec. 16, 2003**

(54) **SNOWBOARD**

(76) Inventor: **Jørgen Karlsen**, Helmerveien 1, Hovik (NO), N-1322

(*) Notice: Subject to any disclaimer, the term of this patent is extended or adjusted under 35 U.S.C. 154(b) by 0 days.

(21) Appl. No.: **10/176,848**

(22) Filed: **Jun. 20, 2002**

(65) **Prior Publication Data**

US 2002/0195780 A1 Dec. 26, 2002

Related U.S. Application Data

(63) Continuation of application No. 09/623,713, filed as application No. PCT/NO99/00032 on Feb. 4, 1999, now abandoned.

(30) **Foreign Application Priority Data**

Mar. 10, 1998 (NO) 981056

(51) **Int. Cl.**⁷ **A63C 5/04**

(52) **U.S. Cl.** **280/609; 280/14.22**

(58) **Field of Search** 280/602, 607, 280/609, 14.21, 14.22

(56) **References Cited**

U.S. PATENT DOCUMENTS

- 2,510,794 A 6/1950 Beerli
- 4,700,967 A 10/1987 Meatto et al. 280/609
- 4,795,184 A 1/1989 Diard et al. 280/609
- 4,971,349 A 11/1990 Diard et al.
- 4,971,350 A 11/1990 Fagot
- 5,018,760 A 5/1991 Remondet
- 5,135,249 A 8/1992 Morris
- 5,242,187 A 9/1993 Diard et al.
- 5,286,051 A 2/1994 Scherübl
- 5,303,949 A 4/1994 Harper et al.

- 5,340,144 A 8/1994 Eleneke
- 5,462,304 A 10/1995 Nyman
- 5,511,815 A 4/1996 Karlsen
- D379,647 S 6/1997 Levinthal D21/766
- D386,236 S 11/1997 Gervasoni D21/766

(List continued on next page.)

FOREIGN PATENT DOCUMENTS

- AT 144 066 12/1935
- CH 351 882 3/1961

(List continued on next page.)

OTHER PUBLICATIONS

International Search Report for PCT/NO99/00032 dated Jul. 4, 1999.

International Search Report for PCT/NO92/00020 dated May. 6, 1992.

(List continued on next page.)

Primary Examiner—Brian L. Johnson

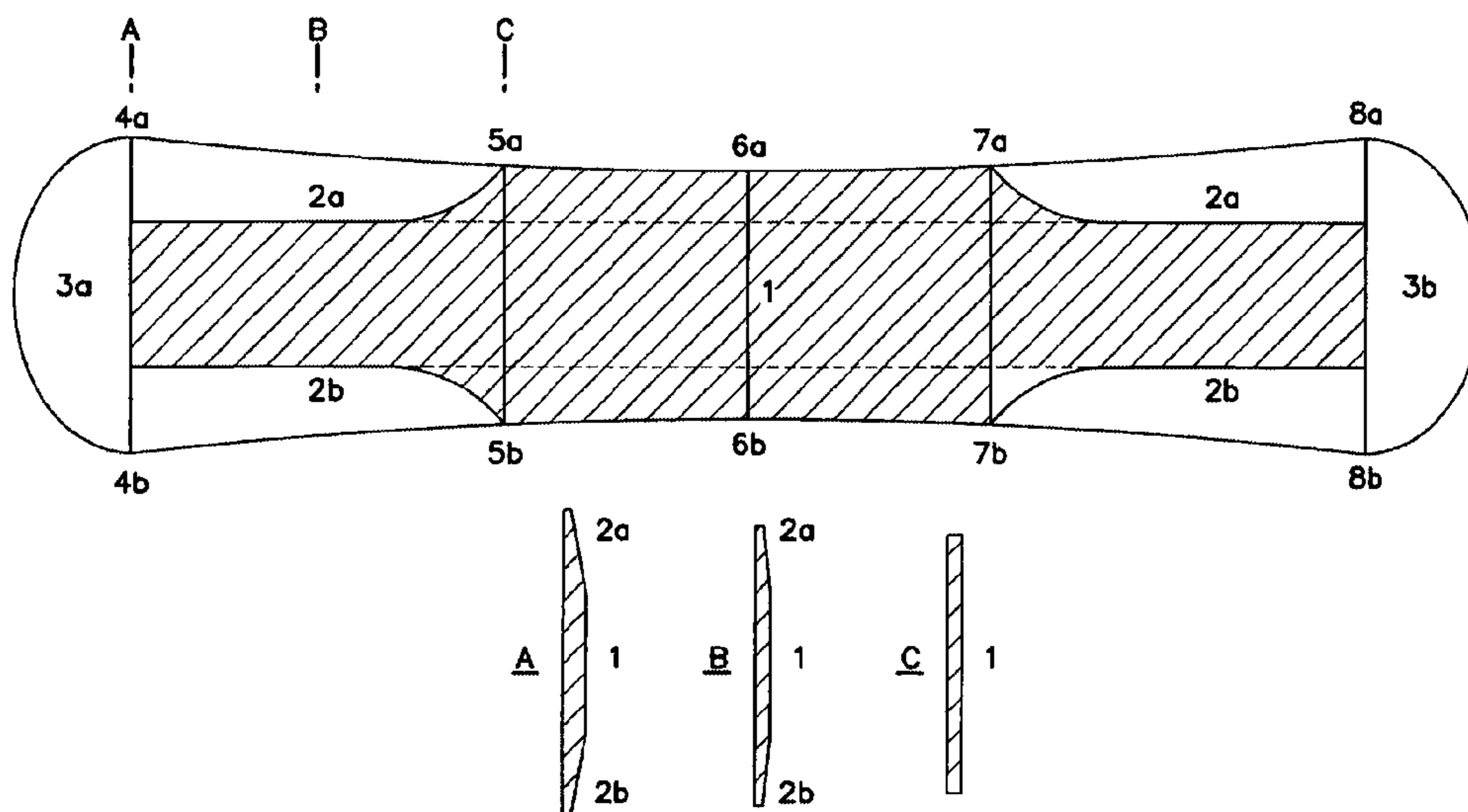
Assistant Examiner—Bryan Fischmann

(74) *Attorney, Agent, or Firm*—Merchant & Gould, P.C.

(57) **ABSTRACT**

A snowboard comprises a board and bindings mounted on the board's surface. The board is designed with a first sole surface which is divided into three portions between the tips, and which is flat along its entire length between the transitions to the tips when the board is pressed down against the base. In the front and rear portions, on each side of the first sole surface, the sole of the snowboard includes secondary lateral areas (2). In the secondary lateral areas (2), the cross section will form substantially straight lines. The secondary areas are rigid and not in contact with the ground unless the board is edged. The angle that the secondary lateral areas form with the first sole surface viewed in cross section, will substantially be increasing when moving from the transverse lines (5 or 7) towards the transition to the tips (4 or 8).

8 Claims, 6 Drawing Sheets



US 6,663,137 B2

Page 2

U.S. PATENT DOCUMENTS

5,727,807 A	3/1998	Kraft et al.	280/609	DE	3441058	5/1986
5,782,482 A	7/1998	Andrus et al.		DE	36 00 862	7/1986
5,871,224 A	2/1999	Vance		DE	36 07 808 A1	9/1987
5,876,056 A	3/1999	Karlsen		DE	296 05 153 U1	11/1996
5,906,388 A	5/1999	Neiley		EP	0 253 660	1/1988
5,941,553 A	8/1999	Korman		EP	0 579 865	1/1994
5,957,480 A	9/1999	Dodge		EP	0608185	7/1994
D414,832 S	10/1999	Shields	D21/760	EP	0 570 467	1/1995
5,967,542 A	10/1999	Williams et al.		EP	0 778 053 A2	6/1997
5,971,407 A	10/1999	Zemke et al.		EP	0 748 245 B1	10/1998
5,984,343 A	11/1999	Longoni et al.		FR	2559673	8/1985
6,029,991 A	2/2000	Frey		NO	172170	3/1993
6,042,126 A	3/2000	Muller et al.		NO	301964	5/1998
6,102,428 A	8/2000	Bobrowicz		SE	88 426	2/1937
6,293,567 B1	9/2001	Menges		WO	WO 89/10167	11/1989
6,481,741 B1 *	11/2002	Porte	280/609	WO	WO 92/13609	8/1992
6,502,850 B1 *	1/2003	Schaller et al.	280/602 X	WO	WO 95/21662	8/1995

FOREIGN PATENT DOCUMENTS

CH	662 744	10/1987
CH	668000	11/1988
DE	435 061	10/1926
DE	1958349	5/1971
DE	2403944	1/1974
DE	29 24 023	12/1980

OTHER PUBLICATIONS

International Search Report for PCT/NO95/00030 dated May. 22, 1995.

Notice of References Cited dated Jul. 25, 1994.

Notice of References Cited dated Mar. 12, 1995.

* cited by examiner

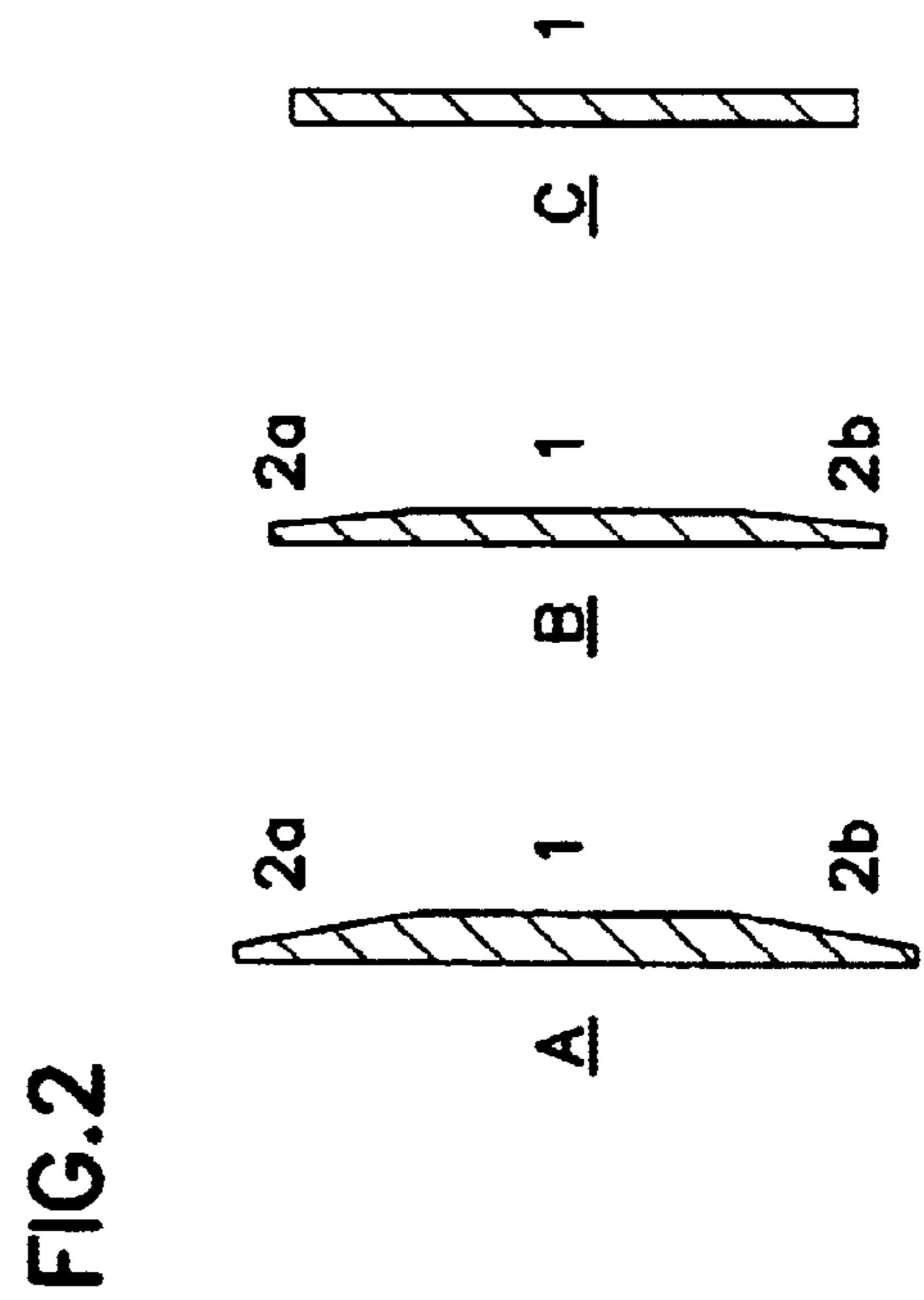
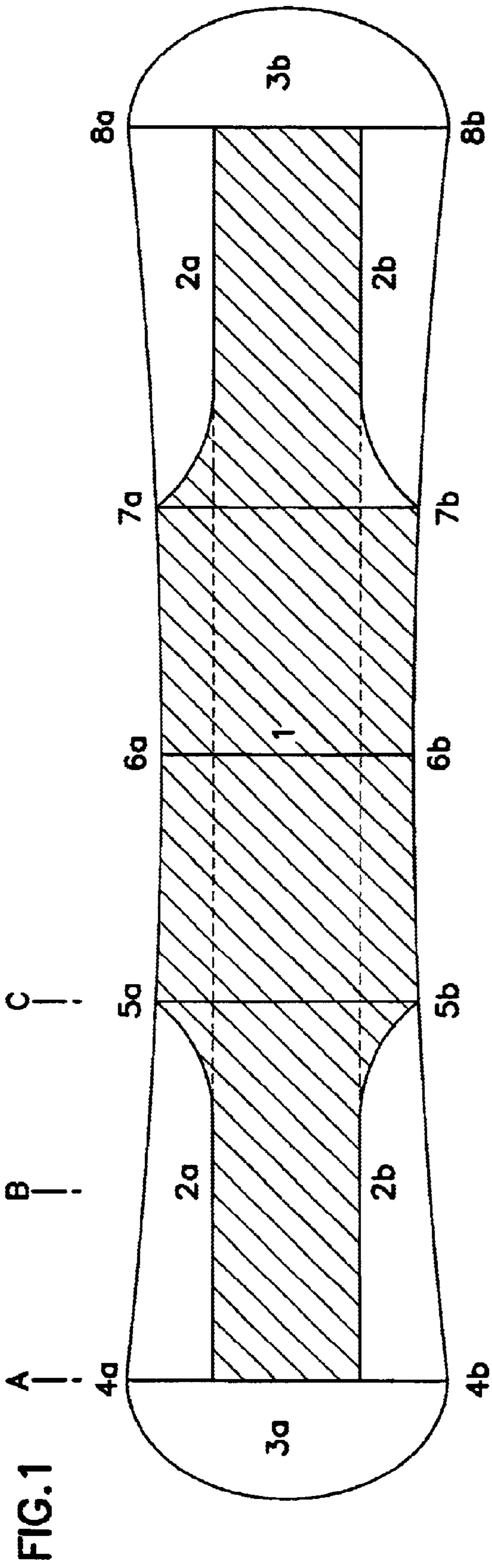


FIG.3

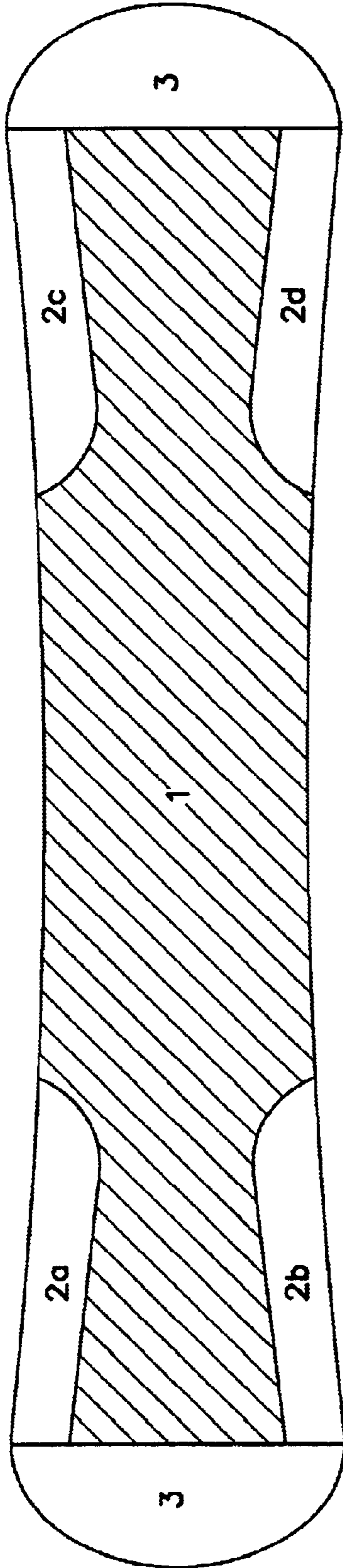


FIG.4

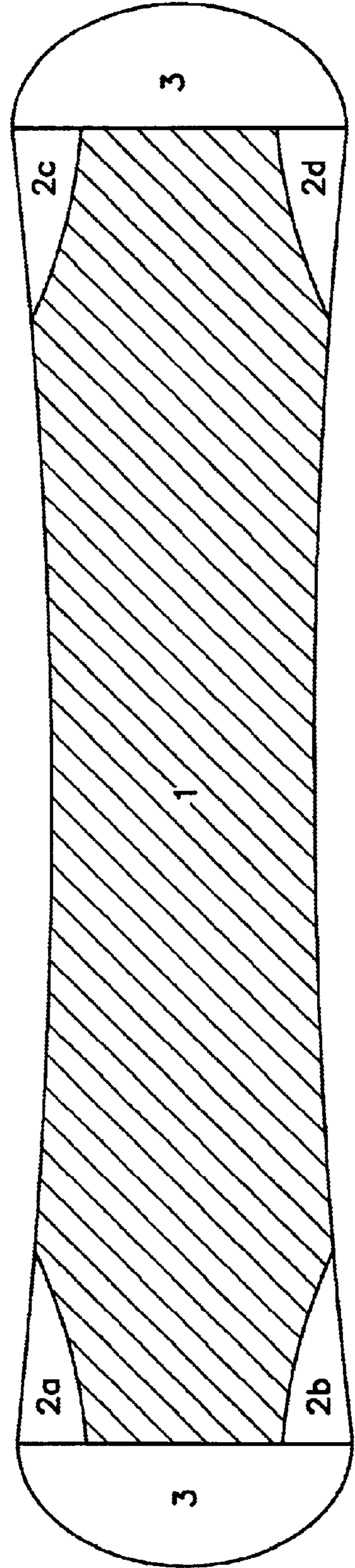


FIG.5

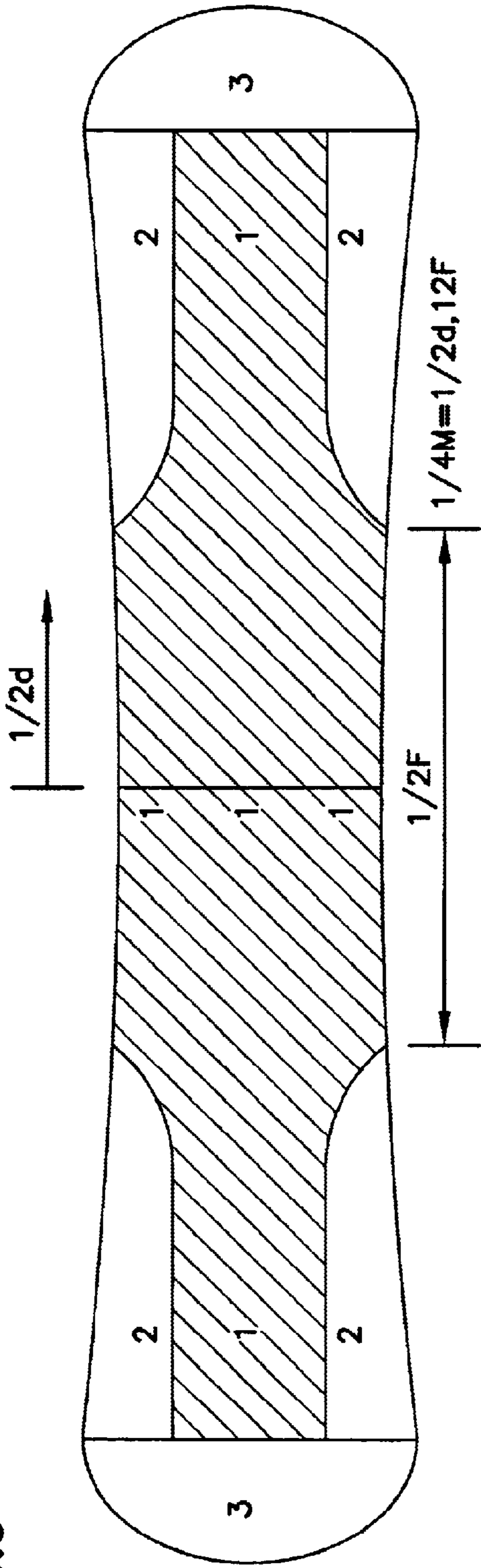
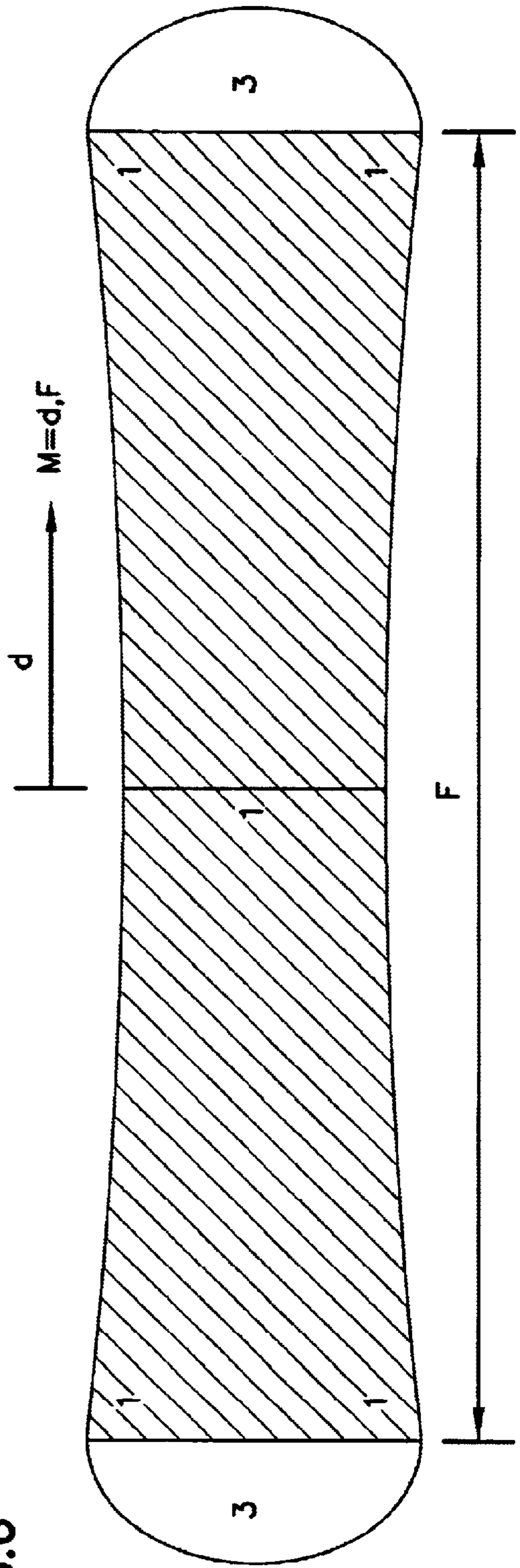


FIG.6



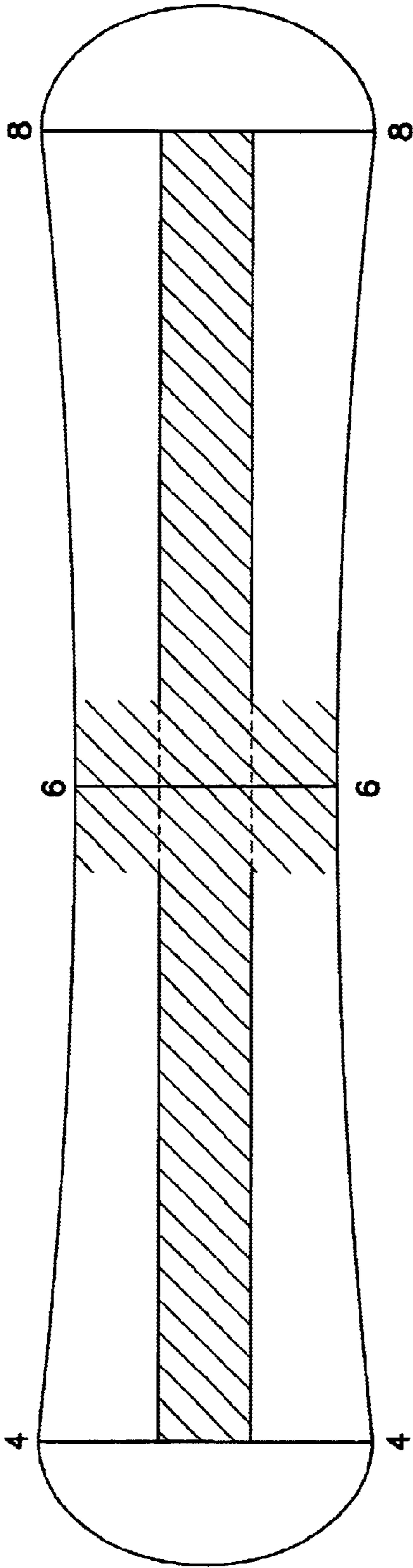


FIG. 7

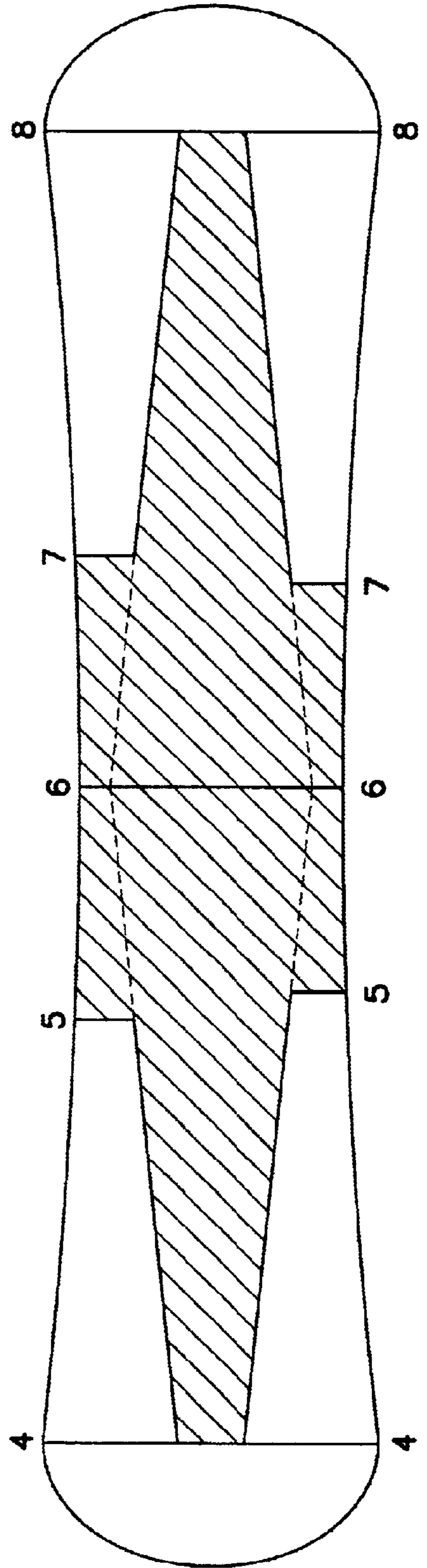


FIG. 8

FIG.9

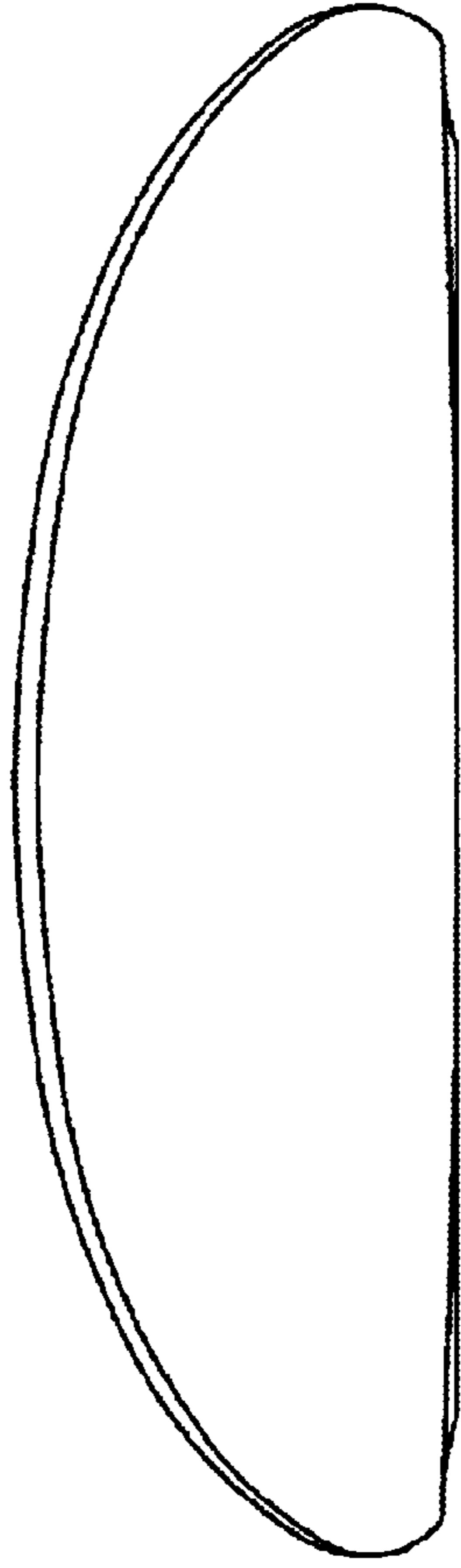


FIG.10



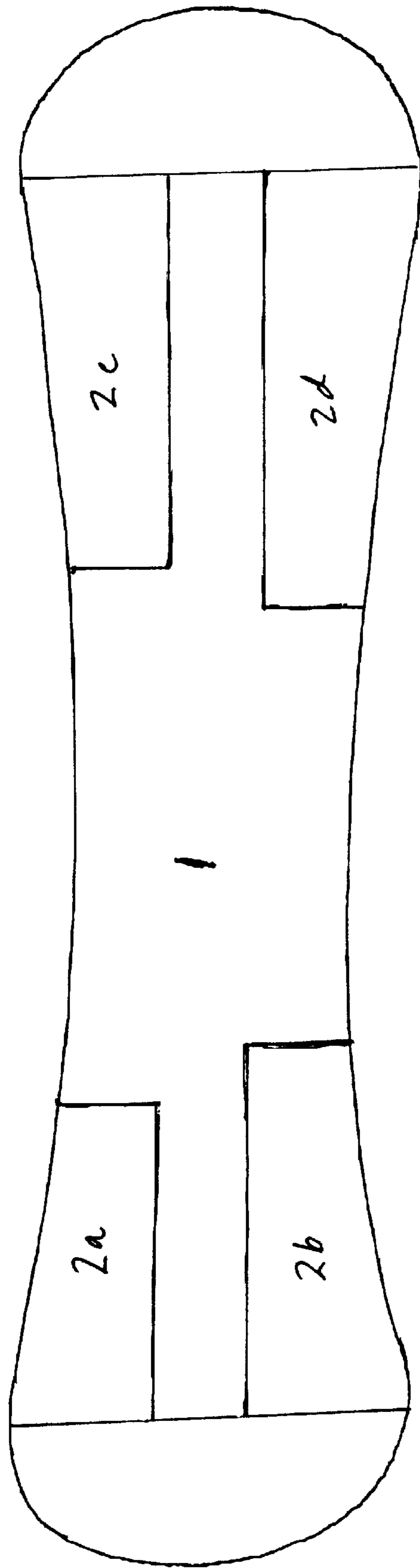


Fig. 11

SNOWBOARD

The invention relates to a snowboard, consisting of a board on which two bindings are mounted on the surface of the board, at a distance apart approximately corresponding to $\frac{1}{3}$ of the board's length. The board is designed with inwardly curving edge portions, the board having a greater width at both ends at the transition to the tips, and with a minimum width of 18 cm in the middle. The board has upturned tips, possibly with a slightly more moderate tip at one end.

BACKGROUND

At present snowboards are normally designed with a flat sole surface between the tips at both ends. For steering the board is edged and the weight distributed between the feet in the two bindings.

Alpine skiing is a field which is related to snowboarding. In Alpine pair skis it is known to have the sole surfaces designed with angled portions in partial areas of the sole surface.

Thus in Norwegian patent no. 172 170 there is disclosed an Alpine ski, of a pair of skis, which on a maximum 20 cm long front portion has a gliding surface which diverges upwards when the steel edge diverges outwards from the ski's longitudinal axis. The object of this ski is to turn with the least possible loss of kinetic energy. In patent no. PCT/NO95/00030 there is disclosed an Alpine ski, which on a portion which is longer than 20 cm has a gliding surface which diverges upwards when the steel edge diverges outwards from the ski's longitudinal axis. The object of this ski is to turn with the least possible loss of kinetic energy, but in this case with a more harmonious design than in that which is described in Norwegian patent no. 172 170.

In Norwegian patent no. 301 964, which corresponds to EP 748245 there is disclosed an Alpine pair ski with a flat first sliding surface and lateral surfaces provided with an almost continuous concave inward curve between a first transition line which defines the transition from a tip portion to a front portion and a second transition line which defines the transition from the main portion to a rear portion. The lower lateral edge between the transition lines describes an almost continuous curve. The sole on both sides of the first sliding surface comprises further sliding surfaces, which extend upwards from the edge of the first sliding surface to the lower lateral edges of the ski with an upward curve. The additional sliding surfaces extend in the longitudinal direction of the ski, at least from the first and second transition lines respectively towards a transverse line behind the middle of the ski and in the portion of the ski where the binding is attached, the width of the ski at the transverse line being equal to the least width of the ski between the transition lines. The upward curve in the lower lateral edge on the additional sliding surfaces increases substantially with the ski's increasing width in the direction of the two transition lines.

An Alpine ski as described in this publication has been shown to be very well suited to Alpine events and the angled sliding surfaces, which even with a relatively slight edging of the ski can be pressed into contact with the base, giving improved turning technique and grip on the base.

The present invention is based on the development of Alpine skis which is described in Norwegian patent no. 301964. Even though both skis and snowboards are used for downhill skiing and turning in Alpine terrain, there are nevertheless significant differences. This difference is based

both on the difference in design of the two products and on the manner in which the product maneuvers. In skis the weight is distributed with a foot in a binding in the central portion of each ski and the ski, which is elongated and relatively narrow, at least for most of its length, will, when a pressure load is applied in the central area, be able to be forced to assume different positions against the base. In the case of a snowboard the performer stands with both feet on a substantially wider board and he will steer the board by bodily movements and by distributing his weight between the front and the rear of the board. Since the board is wider and shorter and the weight distribution different the board will not only be more rigid than a ski but will also be steered in a different way.

SUMMARY

In the present invention it has been found that a number of the principles which have been developed in connection with the ski according to Norwegian patent no. 301964 in modified and developed form can be employed for further development of a snowboard, resulting in a marked improvement in their handling characteristics.

On this basis, therefore, it is the object of the invention to provide an improved snowboard. This is achieved by means of a snowboard which is characterized by the features which will be presented in the patent claims.

The snowboard according to the present invention differs from the above-mentioned, known ski designs in the requirement, amongst other things, that the secondary lateral areas of the board should be substantially tapered. By being tapered it should be understood that the angle of the lateral area against the base, viewed in the transverse direction of the board, increases from the central portion up to the front area at the tips.

From the dynamic point of view a snowboard differs from a ski in many ways, for reasons of both design and mode of application, as indicated above. A ski with a certain inward curve will be twisted upwards at the tip and rear tip when edged, since the skier presses with his foot in the middle of the ski and the counter-forces from the base will twist the ski, reducing the aggressiveness at the front and the rear due to the fact that the sole is flatter against the snow at the front and the rear than in the middle. In contrast with this the performer on a snowboard will stand with both feet placed not so far from the tips, with the result that in relative and absolute terms the snowboard has less length than the ski to generate a twisting moment. It will therefore not be so easy to twist the snowboard. It is therefore absolutely necessary to give the snowboard a dynamically correct shape at the manufacturing stage. This is achieved according to the invention by combining dimensions which are specific to the snowboard with selected features which are known to be employed in connection with skis, since these selected features together will give the snowboard an optimal dynamic adaptation. Thus it is the combination of the features indicated in the patent claims which make it possible to utilise the features known from skis for an improvement of an alternative product, viz. a snowboard.

There is therefore a fundamental difference between ski and board, and in the invention it has surprisingly been shown that by means of adaptation and modification of features known from the field of skis with regard to the design of twisted surfaces, it has been possible to develop a snowboard which is adapted to the dynamics which apply to skis.

When the tapered board according to the invention is placed on the snow, it can already have a better dynamic

shape than the surface the board is capable of achieving, since the board according to the invention is produced with a twisting tapering of the sole adapted to where the weight is actually paced on the board, with regard to the ideal twisting tapering which is desired.

It has further been shown that there are significant safety aspects associated with a specific design of raised sliding surfaces with regard to landing after jumping with the snowboard. It is a fact that falls with snowboards result in many injuries, which are far more serious than the speed would indicate. The snowboard according to the present invention is also designed to increase safety in landing after a jump, due to the fact that it is not so aggressive in the edge area during landing.

The more curved the steel edge in the snowboard's edge area is, the greater tendency it has to cut away in an uncontrolled fashion when landing after a jump, especially when making an almost flat landing. The invention will therefore provide greater safety benefits the more inward curve the snowboard has. By allowing the board to be almost flat along its entire width from the central portion a reasonable edge grip can also be secured when the board is flat against the snow. On the front and rear portions of the board the right and left parts of the sole are tapered upwards, thus providing a less aggressive steel edge, but at the same time the board has to be formed in such a manner that it has a good edge grip when turning. Thus a boat shape, in which the cross section shows curved lines near the steel edge will be unsuitable, since the angle at the steel edge will then be too large to give a good edge grip. The snowboard described with a cross section in the front and rear portions consisting of three straight lines (FIG. 2) will ensure both a less aggressive edge grip during landing after a jump and adequate edge rip during turning.

The width is a further significant difference between ski and snowboard. A narrow ski can easily be edged 45°. The much wider snowboard is usually run much flatter than a ski. A great deal of edge grip will therefore easily be lost with a snowboard when the secondary surfaces are too acutely angled relative to the first sole surface. The invention solves this special problem for snowboards by means of the special design of raised lateral area from the following criteria:

1. The secondary lateral area must have a certain minimum width which is greater than for most skis, thus achieving a greater uplift with less angling of the secondary lateral area relative to the first sole surface.
2. The secondary lateral area is raised from the plane of the main area by being tapered upwards when moving from the middle towards the tips.
3. The cross section shows the sole as three substantially straight lines in those parts of the board where there are secondary lateral areas.

DESCRIPTION OF THE DRAWINGS

The invention will now be illustrated in more detail by means of the embodiments which are presented in the drawings, in which:

FIG. 1 illustrates the underside of a snowboard according to the invention,

FIG. 2 is a cross section of the snowboard in FIG. 1, viewed across the board in the areas indicated by A, B C,

FIG. 3 is a variant of the embodiment in FIG. 1,

FIG. 4 is a further variant of the invention,

FIG. 5 is a variant of the embodiment in FIG. 1,

FIG. 6 is a variant of the embodiment in FIG. 5,

FIG. 7 is a further variant of the invention,

FIG. 8 is a further variant of the invention,

FIGS. 9 and 10 illustrate the snowboard according to the invention, viewed from the side and from one end; and

FIG. 11 is a further variant of the invention.

DETAILED DESCRIPTION

FIG. 1 illustrates the underside of a snowboard. The hatched gliding surface 1, called the main area, is completely flat when the board is pressed against a flat base. The secondary lateral areas 2a and 2b in line 5a—5b are level with the main area, and up to line 4a—4b form a substantially increasing angle with the main area, viewed in cross section as shown in FIG. 2. In the same way the secondary lateral areas 2c and 2d in line 7a—7b are level with the main area, and up to line 8a—8b form a substantially increasing angle with the main area. The secondary lateral areas 2a, 2b, 2c, and 2d therefore appear to be twisted tapered, if not over the entire length, to such an extent that they have the function of a tapered surface. The front tip 3a and rear tip 3b and central transversal axis 6l—6b are also shown.

FIG. 2 illustrates three cross sections of the snowboard in FIG. 1, taken directly across from FIG. 1. In order to illustrate the increasing angle from line 5a—5b to line 4a—4b the angles are slightly exaggerated, thus making it easy to see that there is a larger angle nearest line 4a—4b. In cross section the sole surfaces are shown to be completely straight, even though in the transition between first sole surface and the secondary lateral areas there may be a certain degree of rounding.

FIG. 3 illustrates a design in which the secondary lateral areas are terminated reasonably parallel to the steel edge.

FIG. 4 illustrates a design in which the secondary lateral areas are widest at the transition to the tips at lines 4a—4b and 8a—8b respectively, gradually narrowing as one approaches lines 5a—5b and 7a—7b respectively. In this embodiment the degree to tapering will be less than in the other embodiments which are illustrated.

FIG. 5 illustrates approximately the same design as FIG. 1. Here the board is envisaged moving straight ahead with the board completely flat against a hard base. Only the steel edges outside the main area plane 1 are then in contact with the snow, while the performer's weight is envisaged evenly distributed over the entire length of the main area plane. As an illustration we have chosen to let the central portion of the snowboard be the same length as the sum of the length of the secondary lateral areas on the same side. Thus the lengths 4a—5a and 7a—8a are here equal to 5a—7a, and correspondingly on the opposite side. Using the equation where torque (M)=force (F)×distance (d). F/2 is the force from the base on the steel edge over half the lengths of the board, while d/2 is the average distance from the center 6 of the performer to the force's point of attach on one side. M indicates torque.

FIG. 6 illustrates the same design as FIG. 5, but with a completely flat sole. F is the force from the base on the steel edge along the entire length of the board, while d is the average distance from the centre 6 of the performer to the force's point of attack on one side. M indicates torque.

FIGS. 7 and 8 illustrate two further examples of snowboards designed according to the invention. In the embodiment according to FIG. 7 the hatched sole surface, i.e. the main area is designed with equal, relatively narrow width along the whole board, but has a central portion at line 6—6 which makes a "soft" transition into the lateral areas. A certain degree of asymmetry in the secondary areas in

5

indicated, even though symmetry is preferred. In the embodiment in FIG. 8 the hatched main area surface is designed narrowing from line 6—6 to end lines 4—4 and 8—8, which is first illustrated from lines 5—5 and 7—7. The portion of the main area surface between these two lines is continued right out to the edge. In all embodiments the lateral areas are designed in a tapered form.

The illustrated examples will provide boards which have different handling characteristics, but will all provide the special advantage which is achieved by means of the invention.

Finally, FIGS. 9 and 10 illustrate the snowboard according to the invention, viewed from the side and from one of the ends. On this scale the angles had to be exaggerated relative to the preferred angle in order to clearly illustrate the principle. In FIG. 10 the tapering of the lateral areas can be seen indicated on the underside, with the maximum angle in the transition to the tip. Also shown are two bindings mounted on the board's upper surface at a distance apart corresponding to approximately 1/3 of the board's length.

6

Four tables are now presented illustrating the tapering angle for the lateral areas in the snowboard according to the invention. Thus table 1 gives four examples of snowboards with a constant cross section for the first sole surface. Table 2 exemplifies an embodiment with constant width for the secondary lateral areas, while table 3 gives the angle for boards with variable width for the first sole surface in the secondary lateral areas. Table 4 and FIG. 11 illustrates examples of asymmetrical snowboards.

It should be obvious from the above that despite the choice and combination of special features which are partly known from ski technology, many modifications are possible. Further development according to the invention is based on the combination of selected features in such a manner that a result is obtained which is unique for snowboards. In the invention a selection of features and dimensions have been made which together provide an improvement.

TABLE 1

Four examples of a snowboard with a constant width of the first base surface. For simplicity we use in these examples snowboards with circular sidecut, and symmetry along both the longitudinal and transversal central axis.

Total width at (8) (mm)	Total width at (6) (mm)	Length (6)–(8) (mm)	Length (6)–(4) (mm)	Sidecut radius (mm)			
				10,573			
Distance from the tip (mm)	Total width (mm)	Width of the main area (mm)	Width of each secondary lateral area (mm)	Cross sectional angle between main area and secondary lateral areas (degrees)			
				Example 1	Example 2	Example 3	Example 4
0			650				
50							
100							
150	290.0	80.0	105.0	3.0	1.0	2.0	2.2
200	284.1	80.0	102.0	2.7	0.7	1.9	2.2
250	278.6	80.0	99.3	2.4	0.3	1.8	2.1
300	273.7	80.0	96.8	2.1	0	1.7	2
350	269.2	80.0	94.6	1.8	0	1.6	1.8
400	265.1	80.0	92.6	1.5	0	1.5	1.6
450	261.6	80.0	90.8	1.2	0	1.4	1.4
500	258.5	80.0	89.3	0.9	0	1.2	1.2
550	255.9	80.0	88.0	0.6	0	0.9	1
600	253.8	80.0	86.9	0.3	0	0.6	0.8
650	252.1	80.0	86.1	0	0	0.3	0.6
700	250.9	80.0	85.5	0	0	0	0.4
750	250.2	80.0	85.1	0	0	0	0.2
800	250.0	80.0	85.0	0	0	0	0
850	250.2	80.0	85.1	0	0	0	0.2
900	250.9	80.0	85.5	0	0	0	0.4
950	252.1	80.0	86.1	0	0	0.3	0.6
1000	253.8	80.0	86.9	0.3	0	0.6	0.8
1050	255.9	80.0	88.0	0.6	0	0.9	1.0
1100	258.5	80.0	89.3	0.9	0	1.2	1.2
1150	261.6	80.0	90.8	1.2	0	1.4	1.4
1200	265.1	80.0	92.6	1.5	0	1.5	1.6
1250	269.2	80.0	94.6	1.8	0	1.6	1.8
1300	273.7	80.0	96.8	2.1	0	1.7	2.0
1350	278.6	80.0	99.3	2.4	0.3	1.8	2.0
1400	284.1	80.0	102.0	2.7	0.7	1.9	2.1
1450	290.0	80.0	105.0	3.0	1.0	2.0	2.1
1500							
1550							
1600							

Where the angle between the secondary lateral area and the main area is zero, the main area extends to the steel edge, and the "Width of the main area" equals the "Total Width." The secondary lateral area is not lateral in this part, and the width of the secondary lateral area is shown because it varies from example to example. Where the angles is zero, the width of the secondary lateral area is also zero.

TABLE 2

Four examples of a snowboard with a constant width of the first base surface. For simplicity we use in these examples snowboards with circular sidecut, and symmetry along both the longitudinal and transversal central axis.

Total width at (8) (mm)	Total width at (6) (mm)	Length (6)-(8) (mm)	Length (6)-(4) (mm)	Sidecut radius (mm)			
				9,400			
Distance from the tip (mm)	Total width (mm)	Width of the main area (mm)	Width of each secondary lateral area (mm)	Cross sectional angle between main area and secondary lateral areas (degrees)			
				Example 5	Example 6	Example 7	Example 8
0			650				
50							
100							
150	290.0	140.0	75.0	3.5	1.0	2.0	3
200	283.3	133.3	75.0	3.1	0.8	1.9	2.7
250	277.2	127.2	75.0	2.7	0.6	1.8	2.4
300	271.6	121.6	75.0	2.3	0.4	1.7	2.1
350	266.6	116.6	75.0	1.9	0.2	1.6	1.8
400	262.0	112.0	75.0	1.6	0	1.5	1.6
450	258.0	108.0	75.0	1.3	0	1.4	1.4
500	254.6	104.6	75.0	1.0	0	1.2	1.2
550	251.7	101.7	75.0	0.7	0	0.9	1
600	249.3	99.3	75.0	0.4	0	0.6	0.8
650	247.4	97.4	75.0	0.2	0	0.3	0.6
700	246.1	96.1	75.0	0	0	0	0.4
750	245.3	95.3	75.0	0	0	0	0.2
800	245.0	95.0	75.0	0	0	0	0
850	245.3	95.3	75.0	0	0	0	0.2
900	246.1	96.1	75.0	0	0	0	0.4
950	247.4	97.4	75.0	0.2	0	0.3	0.6
1000	249.3	99.3	75.0	0.4	0	0.6	0.8
1050	251.7	101.7	75.0	0.7	0	0.9	1.0
1100	254.6	104.6	75.0	1.0	0	1.2	1.2
1150	258.0	108.0	75.0	1.3	0	1.4	1.4
1200	262.0	112.0	75.0	1.6	0	1.5	1.6
1250	266.6	116.6	75.0	1.9	0.2	1.6	1.8
1300	271.6	121.6	75.0	2.3	0.4	1.7	2.1
1350	277.2	127.2	75.0	2.7	0.6	1.8	2.4
1400	283.3	133.3	75.0	3.1	0.8	1.9	2.7
1450	290.0	140.0	75.0	3.5	1.0	2.0	3.0
1500							
1550							
1600							

Where the angle between the secondary lateral area and the main area is zero, the main area extends to the steel edge, and the "Width of the main area" equals the "Total Width." The secondary lateral area is not lateral in this part, and the width of the secondary lateral area is shown because it varies from example to example. Where the angles is zero, the width of the secondary lateral area is also zero.

TABLE 3

Four examples of a snowboard with a constant width of the first base surface. For simplicity we use in these examples snowboards with circular sidecut, and symmetry along both the longitudinal and transversal central axis.

Total width at (8) (mm)	Total width at (6) (mm)	Length (6)-(8) (mm)	Length (6)-(4) (mm)	Sidecut radius (mm)			
				9,010			
Distance from the tip (mm)	Total width (mm)	Width of the main area (mm)	Width of each secondary lateral area (mm)	Cross sectional angle between main area and secondary lateral areas (degrees)			
				Example 9	Example 10	Example 11	Example 12
0			600				
50							
100							
150	280.0	40.0	120.0	2.0	0.8	1.2	1.8
200	273.6	50.0	111.8	1.8	0.6	1.1	1.6
250	267.8	60.0	103.9	1.6	0.4	1.0	1.4

TABLE 3-continued

Four examples of a snowboard with a constant width of the first base surface. For simplicity we use in these examples snowboards with circular sidecut, and symmetry along both the longitudinal and transversal central axis.

Total width at (8) (mm) 280	Total width at (6) (mm) 240	Length (6)-(8) (mm) 600	Length (6)-(4) (mm) 600	Sidecut radius (mm) 9,010			
				Cross sectional angle between main area and secondary lateral areas (degrees)			
Distance from the tip (mm)	Total width (mm)	Width of the main area (mm)	Width of the lateral area (mm)	Example 9	Example 10	Example 11	Example 12
300	262.5	70.0	96.2	1.4	0.2	0.9	1.2
350	257.8	80.0	88.9	1.2	0	0.8	1
400	253.6	90.0	81.8	1	0	0.7	0.8
450	250.0	100.0	75.0	0.8	0	0.6	0.6
500	246.9	110.0	68.5	0.6	0	0.5	0.4
550	244.4	120.0	62.2	0.4	0	0.4	0.3
600	242.5	130.0	56.2	0.2	0	0.3	0.2
650	241.1	140.0	50.6	0	0	0.2	0.1
700	240.3	150.0	45.1	0	0	0.1	0
750	240.0	160.0	40.0	0	0	0.0	0
800	240.3	150.0	45.1	0	0	0.1	0
850	241.1	140.0	50.6	0	0	0.2	0.1
900	242.5	130.0	56.2	0.2	0	0.3	0.2
950	244.4	120.0	62.2	0.4	0	0.4	0.3
1000	246.9	110.0	68.5	0.6	0	0.5	0.4
1050	250.0	100.0	75.0	0.8	0	0.6	0.6
1100	253.6	90.0	81.8	1.0	0	0.7	0.8
1150	257.8	80.0	88.9	1.2	0	0.8	1.0
1200	262.5	70.0	96.2	1.4	0.2	0.9	1.2
1250	267.8	60.0	103.9	1.6	0.4	1.0	1.4
1300	273.6	50.0	111.8	1.8	0.6	1.1	1.6
1350	280.0	40.0	120.0	2.0	0.8	1.2	1.8
1400							
1450							
1500							

Where the angle between the secondary lateral area and the main area is zero, the main area extends to the steel edge, and the "Width of the main area" equals the "Total Width." The secondary lateral area is not lateral in this part, and the width of the secondary lateral area is shown because it varies from example to example. Where the angles is zero, the width of the secondary lateral area is also zero.

TABLE 4

An example of an asymmetric snowboard.
For simplicity we use in these examples snowboards with circular sidecut.

Total width at (8) (mm) 255	Total width at (6) (mm) 220	Length (6)-(8) (mm) 750	Length (6)-(4) (mm) 650	Sidecut radius (mm) 16,080	
				Cross sectional angle between main area and secondary lateral areas (degrees) Example	
Distance from the tip (mm)	Total width (mm)	Width of the main area (mm)	Width of the lateral area (mm)	Example Right	Example Left
0					
50					
100					
150	255.0	80.0	87.5	2.8	2.4
200	250.5	80.0	85.2	2.6	2.3
250	246.3	80.0	83.1	2.4	2.2
300	242.4	80.0	81.2	2.2	2
350	238.8	80.0	79.4	2	1.8
400	235.6	80.0	77.8	1.8	1.6
450	232.6	80.0	76.3	1.6	1.4
500	230.0	80.0	75.0	1.4	1.2
550	227.6	80.0	73.8	1.2	1
600	225.6	80.0	72.8	1	0.8

TABLE 4-continued

An example of an asymmetric snowboard.
For simplicity we use in these examples snowboards with circular sidecut.

Total width at (8) (mm) 255	Total width at (6) (mm) 220	Length (6)-(8) (mm) 750	Width of each secondary	Length (6)-(4) (mm) 650	Sidecut radius (mm) 16,080
				Cross sectional angle between main area and secondary lateral areas (degrees) Example	
Distance from the tip (mm)	Width of the		secondary	13	
Total width (mm)	main area (mm)	lateral area (mm)		Example Right	Example Left
650	223.9	80.0	71.9	0.8	0.6
700	222.5	80.0	71.2	0.6	0.4
750	221.4	80.0	70.7	0.4	0.2
800	220.6	80.0	70.3	0.2	0
850	220.2	80.0	70.1	0	0
900	220.0	80.0	70.0	0	0
950	220.2	80.0	70.1	0	0
1000	220.6	80.0	70.3	0	0
1050	221.4	80.0	70.7	0.2	0
1100	222.5	80.0	71.2	0.4	0.2
1150	223.9	80.0	71.9	0.6	0.4
1200	225.6	80.0	72.8	0.8	0.6
1250	227.6	80.0	73.8	1.0	0.8
1300	230.0	80.0	75.0	1.2	1.0
1350	232.6	80.0	76.3	1.4	1.2
1400	235.6	80.0	77.8	1.6	1.4
1450	238.8	80.0	79.4	1.8	1.6
1500	242.4	80.0	81.2	2.1	1.7
1550	246.3	80.0	83.1	2.2	1.8
1600					

Where the angle between the secondary lateral area and the main area is zero, the main area extends to the steel edge, and the "Width of the main area" equals the "Total Width." The secondary lateral area is not lateral in this part, and the width of the secondary lateral area is shown because it varies from example to example. Where the angles is zero, the width of the secondary lateral area is also zero.

What is claimed is:

1. A snowboard, wherein the snowboard includes a board, the board having two bindings mounted on an upper surface of the board at a distance apart of approximately 1/3 of a length of the board, wherein the board includes inwardly curving edge portions and a width of at least 18 cm, being wider at both of the board's ends than in a middle of the board, the snowboard comprising:

a sole surface divided between the ends in the length direction of the snowboard into three successive portions, a front portion, a central portion, and a rear portion, the sole surface including a main area extending in a middle of the sole surface in the length direction through all three successive portions, the main area being flat when the board is pressed against a ground and having a minimum width of 4 cm in a transverse direction of the snowboard over a length that is sufficient to define the flat; and

secondary lateral areas on each side of the main area positioned in the front portion and the back portion and at the transition to the ends, each secondary lateral area being at least 4 cm wide and wherein a combined length of the secondary lateral areas including both the front and rear portions on one side of the snowboard is at least 1/10 of a length of the main area, and wherein the secondary lateral areas are each substantially linear in cross section are rigid, and do not contact the ground

unless the board is edged, and wherein each secondary lateral area is positioned at an angle with respect to the main area such that the angle substantially increases from the center portion to the transition to the ends so that each secondary lateral area is tapered to become increasingly elevated with respect to the ground.

2. A snowboard according to claim 1, wherein the width of the main area is at least 6 cm.

3. A snowboard according to claim 1, wherein the combined length of the secondary lateral areas on one side is at least 1/5 of the length of the main area.

4. A snowboard according to claim 1, wherein as the secondary lateral areas are tapered with respect to the main area, the angle formed by the secondary lateral areas with the main area, viewed in a cross section to the snowboard, increases over each 5 cm long interval of the secondary lateral area when displacing the cross section view from the central portion towards the transition to the tips.

5. A snowboard according to claim 1, wherein the board is symmetrical about its longitudinal axis.

6. A snowboard according to claim 1, wherein the board is asymmetrical about its longitudinal axis.

7. A snowboard according to claim 1, wherein the board is symmetrical about its central transversal axis.

8. A snowboard according to claim 1, wherein the board is asymmetrical about its central transversal axis.

* * * * *