



US006635653B2

(12) **United States Patent**
Goehring et al.

(10) **Patent No.:** **US 6,635,653 B2**
(45) **Date of Patent:** **Oct. 21, 2003**

(54) **SPIROPYRAZOLE COMPOUNDS**

(75) Inventors: **R. Richard Goehring**, Pipersville, PA (US); **Gary Lee**, West Windsor, NJ (US); **Parviz Gharagozloo**, Pennington, PA (US); **Sam Victory**, Newtown, PA (US); **Donald Kyle**, Newtown, PA (US)

(73) Assignee: **Euro-Celtique S.A.**, Luxembourg (LU)

(*) Notice: Subject to any disclaimer, the term of this patent is extended or adjusted under 35 U.S.C. 154(b) by 19 days.

(21) Appl. No.: **10/126,506**

(22) Filed: **Apr. 18, 2002**

(65) **Prior Publication Data**

US 2003/0027834 A1 Feb. 6, 2003

Related U.S. Application Data

(60) Provisional application No. 60/284,675, filed on Apr. 18, 2001.

(51) **Int. Cl.**⁷ **A61K 31/438**; C07D 471/10

(52) **U.S. Cl.** **514/278**; 546/19; 546/20

(58) **Field of Search** 546/19, 20; 514/278

(56) **References Cited**

U.S. PATENT DOCUMENTS

3,161,645	A	12/1964	Adriaan et al.	260/293.4
3,318,900	A	5/1967	Adriaan et al.	260/294
3,325,499	A	6/1967	Poos et al.	260/294
3,923,993	A	* 12/1975	Corbin	514/278
4,215,119	A	7/1980	Mentrup et al.	424/248.5
4,329,353	A	5/1982	Stokbroekx et al.	424/267
4,410,528	A	10/1983	Teranishi et al.	424/251
5,574,044	A	11/1996	Thompson et al.	514/316
5,661,169	A	8/1997	Di Malta et al.	514/387
5,760,054	A	6/1998	Huff et al.	514/302
5,767,118	A	6/1998	Nargund et al.	514/226.4
6,063,796	A	5/2000	Yang et al.	514/322
6,166,037	A	12/2000	Budhu et al.	514/326
6,172,067	B1	1/2001	Ito et al.	514/252.13

FOREIGN PATENT DOCUMENTS

EP	0092391	10/1983	C07D/401/06
EP	0921125	6/1999	C07D/471/10
GB	157497	* 6/1979		
JP	60120872	6/1985	C07D/237/34
JP	10330377	12/1998	C07D/401/14
WO	9710213	3/1997	C07D/211/44
WO	9740035	10/1997	C07D/401/04
WO	9854168	12/1998	C07D/401/04
WO	9929696	6/1999	C07D/491/107
WO	9936421	7/1999	C07D/401/04
WO	9948492	9/1999	A61K/31/365
WO	9959997	11/1999	C07D/471/10
WO	0006545	2/2000	C07D/211/52
WO	0107050	2/2001	A61K/31/445
WO	0144213	6/2001	C07D/265/18
WO	0220011	3/2002	A61K/31/347

OTHER PUBLICATIONS

Custers, F.G.J., et al., "Vesamicol and some of its derivatives: Questionable ligands for selectively labelling acetylcholine transporters in rat brain", *European Journal of Pharmacology*, 338: 117-183, 1997.

Harrison T, et al., "High Affinity, Selective Neurokinin 2 and Neurokinin 3 Receptor Antagonists from a Common Structural Template," *Bioorganic & Medicinal Chemistry Letters*, vol. 8, pp 1343-1348, especially compounds 2d and 3d on page 1345. (1998).

Takai H, et al., Synthesis and Pharmacological Evaluation of Piperidine Derivatives with Various Heterocyclic Rings at the 4-Position, *Chemical Pharmaceutical Bulletin*, Mar. 1985, vol. 33, No. 3, pp. 1105-1115, especially pp. 1105-1106.

Database on STN CASDATA (Columbus, Ohio, USA) CA accession: No. 129-54361, Huff, et al., 'Preparation of benzisothiazolones and analogs as alpha. 1C. adrenergic receptor antagonist', 1998, 392146 CAPLUS (Abstract).

Database on STN CASDATA (Columbus, Ohio, USA) CA accession: No. 130:95479, Sasaki, et al., 'Preparation of piperidine derivatives as cell adhesion inhibitors for inflammation inhibitors, metastasis inhibitors, etc.', 1998, 795478 CAPLUS (Abstract).

Database on STN CADATA (Columbus, Ohio, USA) CA accession: No. 124:176079, Huff, et al., 'Preparation of heterocycles as alpha-1c adrenergic antagonists', 1995, 998362 CAPLUS (Abstract).

Database on STN CASDATA (Columbus, Ohio, USA) CA accession: No. 81:77786, Klein, et al., 'Potential analgesics. 3, 1-(4-Piperidinyl) -2-indolinones and -3, 4-dihydrocarbostyrils', *Arch. Pharm.* vol. 307 (5), pp 360-365, (1974), 1974, 47786 CAPLUS (Abstract).

Database on STN CASDATA (Columbus, Ohio, USA) CA accession: No. 136:53656, Forbes I.T., 'A short and efficient synthesis of N-substituted indol-2-ones (oxindoles)', *Tetrahedron Let.*, (2001), vol 42 (39),pp. 6943-6945. 2001:674545 CAPLUS (Abstract).

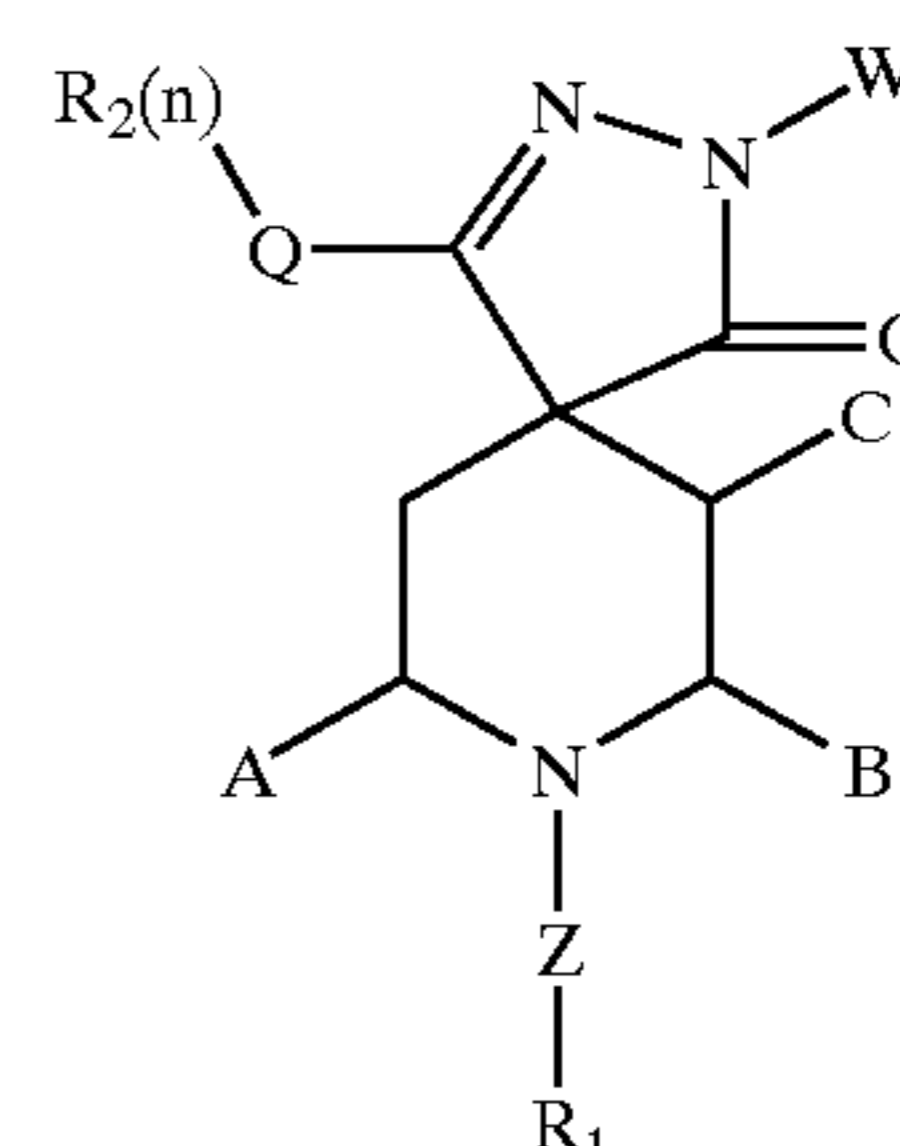
(List continued on next page.)

Primary Examiner—Rita Desai

(74) *Attorney, Agent, or Firm*—Davidson, Davidson & Kappel, LLC

(57) **ABSTRACT**

A compound of the formula (I):



(I)

wherein

Z, W, A, B, C, R₁, R₂, Q and n are as disclosed herein.

19 Claims, No Drawings

OTHER PUBLICATIONS

Database on STN CASDATA (Columbus, Ohio, USA) CA accession: No. 135:195564, Tsushima, et al., 'Preparation of phenoxalkylamine derivatives useful as opioid delta receptor agonists', WO 2001/60796 (2001), 2001, 617978 CAPLUS (Abstract).

Database on STN CASDATA (Columbus, Ohio, USA) CA accession: No. 135:272955, Tsushima, et al., 'Preparation of diphenylalkylpiperidine derivatives useful as opioid delta receptor agonists', 2001:713309 CAPLUS (Abstract).

Database on STN CASDATA (Columbus, Ohio, USA) CA accession: No. 130:223167, Budhu, et al., 'Preparation of piperdinylypyrrolidins as modulators of chemokine receptor activity', 1999:172595 CAPLUS (Abstract).

Database on STN CASDATA (Columbus, Ohio, USA) CA accession: No. 95:203828, Bianchi, et al., 'Compounds with anticulcer and antisecretory activity. 1. 3-Aryl-benzimidazolin-2-ones and -thiones', *Eur. J. Med. Chem*, 16(4), pp. 321-326 (1981), 1981:203828 CAPLUS (Abstract).

Database on STN CASDATA (Columbus, Ohio, USA) CA accession: No. 73:445405, Ogata, et al., 'Organic photochemical reactions. VII. Photolysis of 1-benzyl-2-ethylbenzimidazole 3-oxide'. *Chem. Pharm Bull*, 18(5), pp. 964-969. (1970), 1970:445405 CAPLUS (Abstract).

Database on STN CASDATA (Columbus, Ohio, USA) CA accession: No. 95:177993, Guiliano, et al., 'Spectroscopic studies of 2-oxo-2, 3-dihydrobenzimidazole and some N-monosubstituted and some N,N'-disubstituted derivatives', *App. Spectrosc.*, (1981), 35(5), pp. 486-488, 1981:577993 CAPLUS (Abstract).

Database on STN CASDATA (Columbus, Ohio, USA) CA accession: No. 134:353434, Nakamura, et al., 'Synthesis of a regio-isomer of kealiquinone, a marine benzimidazole alkaloid', *J. Chem. Soc. Japan*. (2001), (4), pp. 429-436, 2001:112633 CAPLUS (Abstract).

Database on STN CASDATA (Columbus, Ohio) CA accession: No. 125:58298, Suzuki, et al., 'Preparation of heterocycle-containing amides as 5-HT4 antagonists'. *PCT Int. Appl.*, p. 122 (WO 96/05166), 1996: 393911 CAPLUS (Abstract).

* cited by examiner

SPIROPYRAZOLE COMPOUNDS

This application claims priority from U.S. Provisional Application Serial No. 60/284,675, filed Apr. 18, 2001, the disclosure of which is hereby incorporated by reference.

BACKGROUND OF THE INVENTION

Chronic pain is a major contributor to disability and is the cause of an untold amount of suffering. The successful treatment of severe and chronic pain is a primary goal of the physician with opioid analgesics being preferred drugs.

Until recently, there was evidence of three major classes of opioid receptors in the central nervous system (CNS), with each class having subtype receptors. These receptor classes were designated as μ , δ and κ . As opiates had a high affinity to these receptors while not being endogenous to the body, research followed in order to identify and isolate the endogenous ligands to these receptors. These ligands were identified as enkephalins, endorphins and dynorphins.

Recent experimentation has led to the identification of a cDNA encoding an opioid receptor-like (ORL1) receptor with a high degree of homology to the known receptor classes. This newly discovered receptor was classified as an opioid receptor based only on structural grounds, as the receptor did not exhibit pharmacological homology. It was initially demonstrated that non-selective ligands having a high affinity for μ , δ and κ receptors had low affinity for the ORL1. This characteristic, along with the fact that an endogenous ligand had not yet been discovered, led to the term "orphan receptor".

Subsequent research led to the isolation and structure of the endogenous ligand of the ORL1 receptor. This ligand is a seventeen amino acid peptide structurally similar to members of the opioid peptide family.

The discovery of the ORL1 receptor presents an opportunity in drug discovery for novel compounds which can be administered for pain management or other syndromes modulated by this receptor.

All documents cited herein, including the foregoing, are incorporated by reference in their entireties for all purposes.

OBJECTS AND SUMMARY OF THE INVENTION

It is accordingly an object of certain embodiments of the present invention to provide new compounds which exhibit affinity for the ORL1 receptor.

It is an object of certain embodiments of the present invention to provide new compounds which exhibit affinity for the ORL1 receptor and one or more of the μ , δ or κ receptors.

It is an object of certain embodiments of the present invention to provide new compounds for treating a patient suffering from chronic or acute pain by administering a compound having affinity for the ORL1 receptor.

It is an object of certain embodiments of the present invention to provide new compounds which have agonist activity at the μ , δ and κ receptors which is greater than compounds currently available e.g. morphine.

It is an object of certain embodiments of the present invention to provide methods of treating chronic and acute pain by administering compounds which have agonist activity at the μ , δ and κ receptors which is greater than compounds currently available.

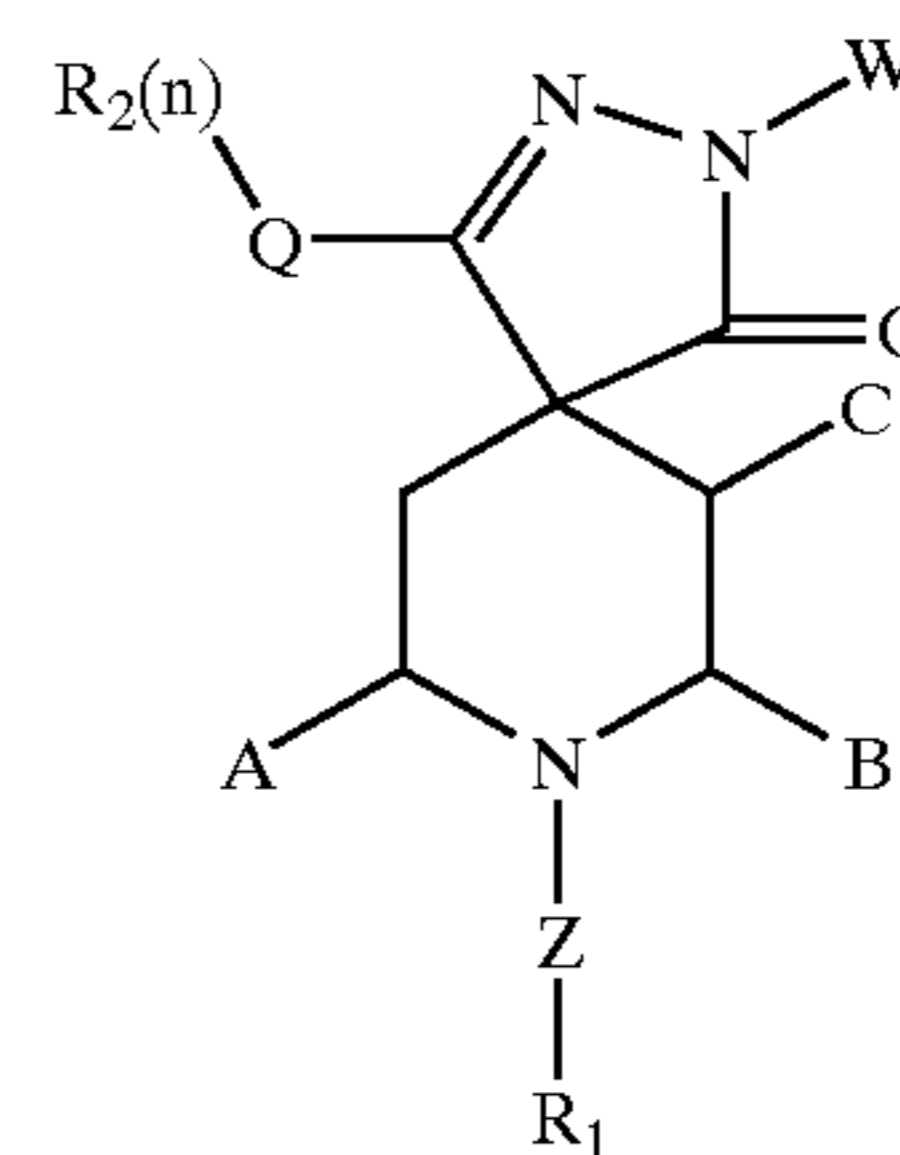
It is an object of certain embodiments of the present invention to provide methods of treating chronic and acute

pain by administering non-opioid compounds which have agonist activity at the μ , δ and κ receptors and which produce less side effects than compounds currently available.

It is an object of certain embodiments of the present invention to provide compounds useful as analgesics, anti-inflammatories, diuretics, anesthetics and neuroprotective agents, anti-hypertensives, anti-anxiotics; agents for appetite control; hearing regulators; anti-tussives, anti-asthmatics, modulators of locomotor activity, modulators of learning and memory, regulators of neurotransmitter and hormone release, kidney function modulators, anti-depressants, agents to treat memory loss due to Alzheimer's disease or other dementias, anti-epileptics, anti-convulsants, agents to treat withdrawal from alcohol and drugs of addiction, agents to control water balance, agents to control sodium excretion and agents to control arterial blood pressure disorders and methods for administering said compounds.

The compounds of the present invention are useful for modulating a pharmacodynamic response from one or more opioid receptors (ORL-1, μ , δ and κ) centrally and/or peripherally. The response can be attributed to the compound stimulating (agonist) or inhibiting (antagonist) the one or more receptors. Certain compounds can stimulate one receptor (e.g., a μ agonist) and inhibit a different receptor (e.g., an ORL-1 antagonist).

Other objects and advantages of the present invention will become apparent from the following detailed description thereof. The present invention in certain embodiments comprises compounds having the general formula (I):



(I)

wherein W is hydrogen, C_{1-10} alkyl, C_{3-12} cycloalkyl, C_{3-12} cycloalkyl- C_{1-4} alkyl-, C_{1-10} alkoxy, C_{3-12} cycloalkoxy-, C_{1-10} alkyl substituted with 1-3 halogen, C_{3-12} cycloalkyl substituted with 1-3 halogen, C_{3-12} cycloalkyl- C_{1-4} alkyl-substituted with 1-3 halogen, C_{1-10} alkoxy substituted with 1-3 halogen, C_{3-12} cycloalkoxy- substituted with 1-3 halogen, $-\text{COOV}_1$, $-\text{C}_{1-4}\text{COOV}_1$, $-\text{CH}_2\text{OH}$, $-\text{SO}_2\text{N}(\text{V}_1)_2$, hydroxy C_{1-10} alkyl-, hydroxy C_{3-1} cycloalkyl-, cyano C_{1-10} alkyl-, cyano C_{3-10} cycloalkyl-, $-\text{CON}(\text{V}_1)_2$, $\text{NH}_2\text{SO}_2\text{C}_{1-4}$ alkyl-, $\text{NH}_2\text{SOC}_{1-4}$ alkyl-, sulfonylamino C_{1-10} alkyl-, diaminoalkyl-, -sulfonyl C_{1-4} alkyl, a 6-membered heterocyclic ring, a 6-membered heteroaromatic ring, a 6-membered heterocyclic C_{1-4} alkyl-, a 6-membered heteroaromatic C_{1-4} alkyl-, a 6-membered aromatic ring, a 6-membered aromatic C_{1-4} alkyl-, a 5-membered heterocyclic ring optionally substituted with an oxo or thio, a 5-membered heteroaromatic ring, a 5-membered heterocyclic C_{1-4} alkyl- optionally substituted with an oxo or thio, a 5-membered heteroaromatic C_{1-4} alkyl-, $-\text{C}_{1-5}(=\text{O})\text{W}_1$, $-\text{C}_{1-5}(=\text{NH})\text{W}_1$, $-\text{C}_{1-5}\text{NHC}(=\text{O})\text{W}_1$, $-\text{C}_{1-5}\text{NHS}(=\text{O})_2\text{W}_1$, $-\text{C}_{1-5}\text{NHS}(=\text{O})\text{W}_1$, wherein W_1 is hydrogen, C_{1-10} alkyl, C_{3-12} cycloalkyl, C_{1-10} alkoxy, C_{3-12}

3

cycloalkoxy, $-\text{CH}_2\text{OH}$, amino, C_{1-4} alkylamino-, diC_{1-4} alkylamino-, or a 5-membered heteroaromatic ring optionally substituted with 1-3 lower alkyl;

wherein each V, is independently selected from H, C_{1-6} alkyl, C_{3-6} cycloalkyl, benzyl and phenyl;

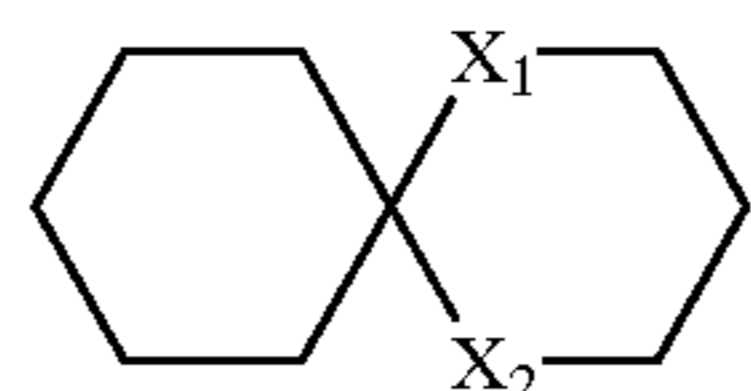
Q is a C_{1-8} alkyl, 5-8 membered cycloalkyl, 5-8 membered heterocyclic or a 6 membered aromatic or heteroaromatic group;

n is an integer from 0 to 3;

A, B and C are independently hydrogen, C_{1-10} alkyl, C_{3-12} cycloalkyl, C_{1-10} alkoxy, C_{3-12} cycloalkoxy, $-\text{CH}_2\text{OH}$, $-\text{NHSO}_2$, hydroxy C_{1-10} alkyl-, aminocarbonyl-, C_{1-4} alkylaminocarbonyl-, diC_{1-4} alkylaminocarbonyl-, acylamino-, acylaminoalkyl-, amide, sulfonylamino C_{1-10} alkyl-, or A-B can together form a C_{2-6} bridge, or B-C can together form a C_{3-7} bridge, or A-C can together form a C_{1-5} bridge;

Z is selected from the group consisting of a bond, straight or branched C_{1-6} alkylene, $-\text{NH}-$, $-\text{CH}_2\text{O}-$, $-\text{CH}_2\text{NH}-$, $-\text{CH}_2\text{N}(\text{CH}_3)-$, $-\text{NHCH}_2-$, $-\text{CH}_2\text{CONH}-$, $-\text{NHCH}_2\text{CO}-$, $-\text{CH}_2\text{CO}-$, $-\text{COCH}_2-$, $-\text{CH}_2\text{COCH}_2-$, $-\text{CH}(\text{CH}_3)-$, $-\text{CH}=\text{}$, $-\text{O}-$ and $-\text{HC}=\text{CH}-$, wherein the carbon and/or nitrogen atoms are unsubstituted or substituted with one or more lower alkyl, hydroxy, halo or alkoxy group;

R_1 is selected from the group consisting of hydrogen, C_{1-10} alkyl, C_{3-12} cycloalkyl, C_{2-10} alkenyl, amino, C_{1-10} alkylamino-, C_{3-12} cycloalkylamino-, $-\text{COOV}_1$, $-\text{C}_{1-4}\text{COOV}_1$, cyano, cyano C_{1-10} alkyl-, cyano C_{3-10} cycloalkyl-, NH_2SO_2- , $\text{NH}_2\text{SO}_2\text{C}_{1-4}$ alkyl-, $\text{NH}_2\text{SOC}_{1-4}$ alkyl-, aminocarbonyl-, C_{1-4} alkylaminocarbonyl-, diC_{1-4} alkylaminocarbonyl-, benzyl, C_{3-12} cycloalkenyl-, a monocyclic, bicyclic or tricyclic aryl or heteroaryl ring, a hetero-monocyclic ring, a hetero-bicyclic ring system, and a spiro ring system of the formula (II):



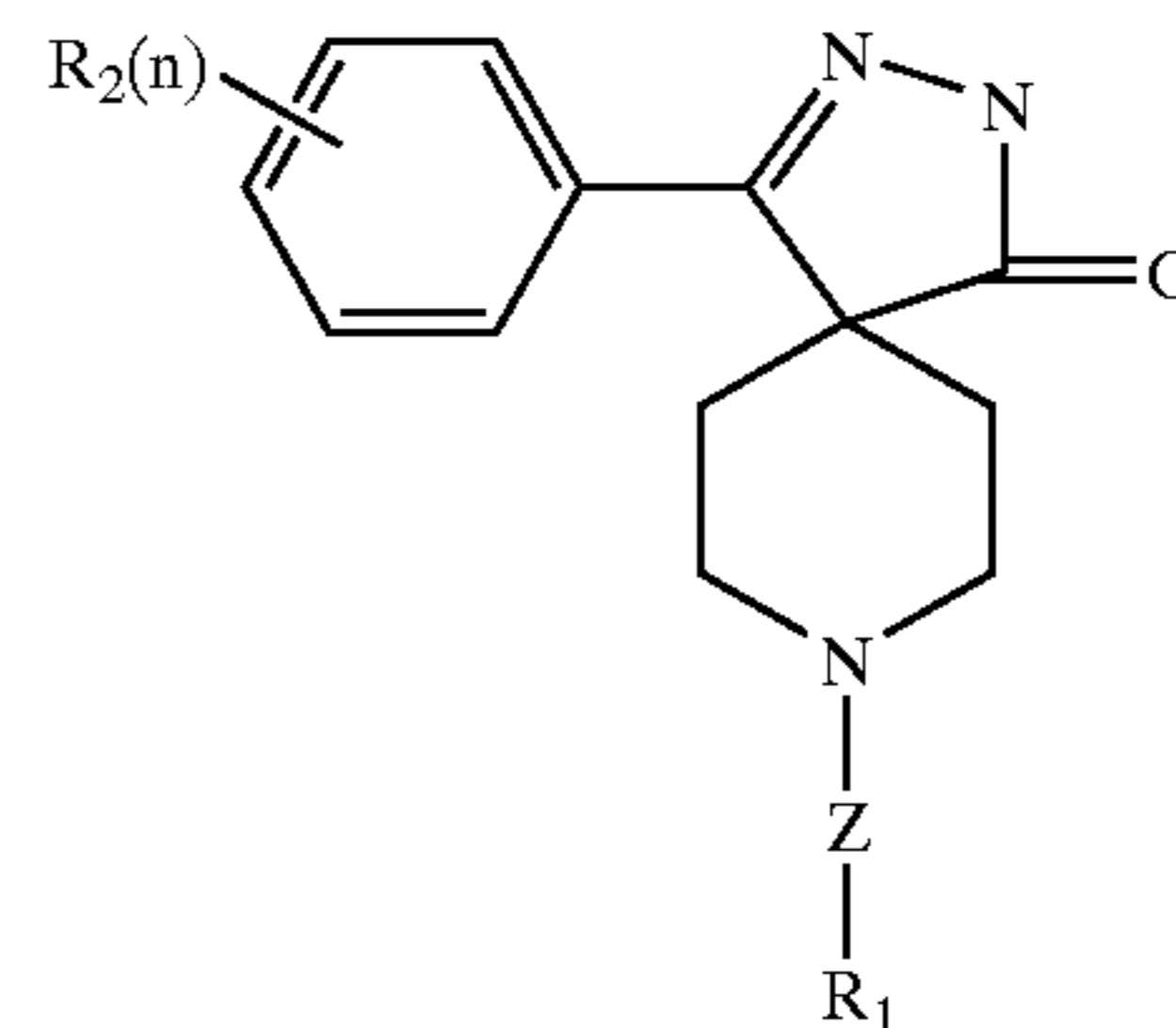
wherein X_1 and X_2 are independently selected from the group consisting of NH, O, S and CH_2 ; and wherein said alkyl, cycloalkyl, alkenyl, C_{1-10} alkylamino-, C_{3-12} cycloalkylamino-, or benzyl of R_1 is optionally substituted with 1-3 substituents selected from the group consisting of halogen, hydroxy, C_{1-10} alkyl, C_{1-10} alkoxy, nitro, trifluoromethyl-, cyano, $-\text{COOV}_1$, $-\text{C}_{1-4}\text{COOV}_1$, cyano C_{1-10} alkyl-, $-\text{C}_{1-5}(=\text{O})\text{W}_1$, $-\text{C}_{1-5}\text{NHS}(=\text{O})\text{W}_1$, $-\text{C}_{1-5}\text{NHS}(=\text{O})\text{W}_1$, a 5-membered heteroaromatic C_{0-4} alkyl-, phenyl, benzyl, benzyloxy, said phenyl, benzyl, and benzyloxy optionally being substituted with 1-3 substituents selected from the group consisting of halogen, C_{1-10} alkyl-, C_{1-10} alkoxy-, and cyano; and wherein said C_{3-12} cycloalkyl, C_{3-12} cycloalkenyl, monocyclic, bicyclic or tricyclic aryl, heteroaryl ring, hetero-monocyclic ring, hetero-bicyclic ring system, or spiro ring system of the formula (II) is optionally substituted with 1-3 substituents selected from the group consisting of halogen, C_{1-10} alkyl, C_{1-10} alkoxy, nitro, trifluoromethyl-, phenyl, benzyl, phenyloxy and benzyloxy, wherein said phenyl, benzyl, phenyloxy or benzyloxy is optionally substituted with 1-3 substituents selected from the group consisting of halogen, C_{1-10} alkyl, C_{1-10} alkoxy, and cyano;

4

R_2 is selected from the group consisting of hydrogen, C_{1-10} alkyl, C_{3-12} cycloalkyl- and halogen, said alkyl or cycloalkyl optionally substituted with an oxo, amino, alkylamino or dialkylamino group;

and pharmaceutically acceptable salts thereof and solvates thereof.

The present invention in certain embodiments comprises compounds having the general formula (IA)

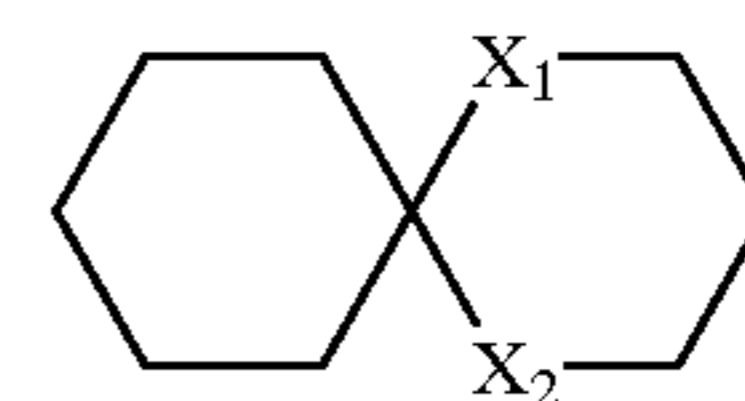


wherein

n is an integer from 0 to 3;

Z is selected from the group consisting of a bond, $-\text{CH}_2-$, $-\text{NH}-$, $-\text{CH}_2\text{O}-$, $-\text{CH}_2\text{CH}_2-$, $-\text{CH}_2\text{NH}-$, $-\text{CH}_2\text{N}(\text{CH}_3)-$, $-\text{NHCH}_2-$, $-\text{CH}_2\text{CONH}-$, $-\text{NHCH}_2\text{CO}-$, $-\text{CH}_2\text{CO}-$, COCH_2- , $\text{CH}_2\text{COCH}_2-$, $-\text{CH}(\text{CH}_3)-$, $-\text{CH}=\text{}$, and $-\text{HC}=\text{CH}-$, wherein the carbon and/or nitrogen atoms are unsubstituted or substituted with a lower alkyl, halogen, hydroxy or alkoxy group;

R_1 is selected from the group consisting of hydrogen, C_{1-10} alkyl, C_{3-12} cycloalkyl, C_{2-10} alkenyl, amino, C_{1-10} alkylamino, C_{3-12} cycloalkylamino, benzyl, C_{3-12} cycloalkenyl, a monocyclic, bicyclic or tricyclic aryl or heteroaryl ring, a hetero -mono cyclic ring, a hetero-bicyclic ring system, and a spiro ring system of the formula (II):



wherein X_1 and X_2 are independently selected from the group consisting of NH, O, S and CH_2 ;

wherein said monocyclic aryl is preferably phenyl;

wherein said bicyclic aryl is preferably naphthyl;

wherein said alkyl, cycloalkyl, alkenyl, C_{1-10} alkylamino, C_{3-12} cycloalkylamino, or benzyl is optionally substituted with 1-3 substituents selected from the group consisting of halogen, C_{1-10} alkyl, C_{1-10} alkoxy, nitro, trifluoromethyl, cyano, phenyl, benzyl, benzyloxy, said phenyl, benzyl, and benzyloxy optionally being substituted with 1-3 substituents selected from the group consisting of halogen, C_{1-10} alkyl, C_{1-10} alkoxy, and cyano;

wherein said C_{3-12} cycloalkyl, C_{3-12} cycloalkenyl, monocyclic, bicyclic or tricyclic aryl, heteroaryl ring, hetero-monocyclic ring, hetero-bicyclic ring system, and Spiro ring system of the formula (II) are optionally substituted with 1-3 substituents selected from the group consisting of halogen, C_{1-10} alkyl, C_{1-10} alkoxy, nitro, trifluoromethyl, phenyl, benzyl, phenyloxy and

5

benzyloxy, wherein said phenyl, benzyl, phenoxy and benzyloxy are optionally substituted with 1-3 substituents selected from the group consisting of halogen, C₁₋₁₀ alkyl, C₁₋₁₀ alkoxy, and cyano;

R₂ is selected from the group consisting of hydrogen, C₁ alkyl, C₃₋₁₂ cycloalkyl and halogen, said alkyl optionally substituted with an oxo group;

and pharmaceutically acceptable salts thereof and solvates thereof.

In certain preferred embodiments of formula (I), Q is phenyl or a 6 membered heteroaromatic group containing 1-3 nitrogen atoms.

In certain preferred embodiments of formula (I) or (IA), the R₁ alkyl is methyl, ethyl, propyl, butyl, pentyl, or hexyl.

In certain preferred embodiments of formula (I) or (IA), the R₁ cycloalkyl is cyclohexyl, cycloheptyl, cyclooctyl, cyclononyl, cyclodecyl, or norbornyl.

In other preferred embodiments of formula (I) or (IA), the R₁ bicyclic ring system is naphthyl. In other preferred embodiments of formula (I) or (IA), the R₁ bicyclic ring system is tetrahydronaphthyl, or decahydronaphthyl and the R₁ tricyclic ring system is dibenzocycloheptyl. In other preferred embodiments R₁ is phenyl or benzyl.

In other preferred embodiments of formula (I) or (IA), the R₁ bicyclic aromatic ring is a 10-membered ring, preferably quinoline or naphthyl.

In other preferred embodiments of formula (I) or (IA), the R₁ bicyclic aromatic ring is a 9-membered ring, preferably indenyl.

In certain embodiments of formula (I) or (IA), Z is a bond, methyl, or ethyl.

In certain embodiments of formula (I) or (IA), the Z group is maximally substituted as not to have any hydrogen substitution on the base Z group. For example, if the base Z group is —CH₂—, substitution with two methyl groups would remove hydrogens from the —CH₂— base Z group.

In other preferred embodiments of formula (I) or (IA), n is 0.

In certain embodiments of formula (I) or (IA), X₁ and X₂ are both 0.

In certain embodiments of formula (I), W is —CH₂C=ONH₂, —C(NH)NH₂, pyridylmethyl, cyclopentyl, cyclohexyl, furanylmethyl, —C=OCH₃, —CH₂CH₂NHC=OCH₃, —SO₂CH₃, CH₂CH₂NHSO₂CH₃, furanylcarbonyl-, methylpyrrolylcarbonyl-, diazolecarbonyl-, azolemethyl-, trifluoroethyl-, hydroxyethyl-, cyanomethyl-, oxo-oxazolemethyl-, or diazolemethyl-.

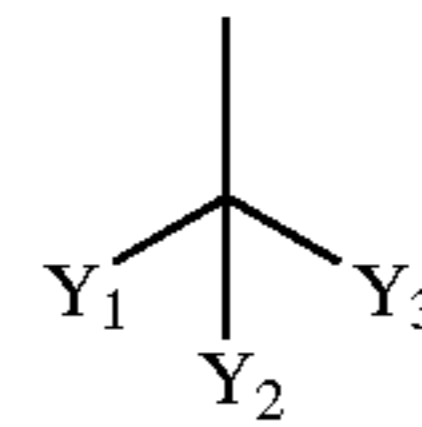
In certain embodiments of formula (I), ZR₁ is cyclohexylethyl-, cyclohexylmethyl-, cyclopentylmethyl-, dimethylcyclohexylmethyl-, phenylethyl-, pyrrolyltrifluoroethyl-, thienyltrifluoroethyl-, pyridylethyl-, cyclopentyl-, cyclohexyl-, methoxycyclohexyl-, tetrahydropyranyl-, propylpiperidinyl-, indolylmethyl-, pyrazoylpentyl-, thiazolyethyl-, phenyltrifluoroethyl-, hydroxyhexyl-, methoxyhexyl-, isopropoxybutyl-, hexyl-, or oxocanylpropyl-.

In certain embodiments of formula (I), at least one of ZR₁ or W is —CH₂COOV₁, tetrazolylmethyl-, cyanomethyl-, NH₂SO₂methyl-, NH₂SOMethyl-, aminocarbonylmethyl-, C₁₋₄ alkylaminocarbonylmethyl-, or diC₁₋₄alkylaminocarbonylmethyl-.

In certain embodiments of formula (I), ZR₁ is 3,3 diphenylpropyl optionally substituted at the 3 carbon of the propyl with —COOV₁, tetrazolylC₀₋₄alkyl-, cyano-, aminocarbonyl-, C₁₋₄alkylaminocarbonyl-, or diC₁₋₄alkylaminocarbonyl-.

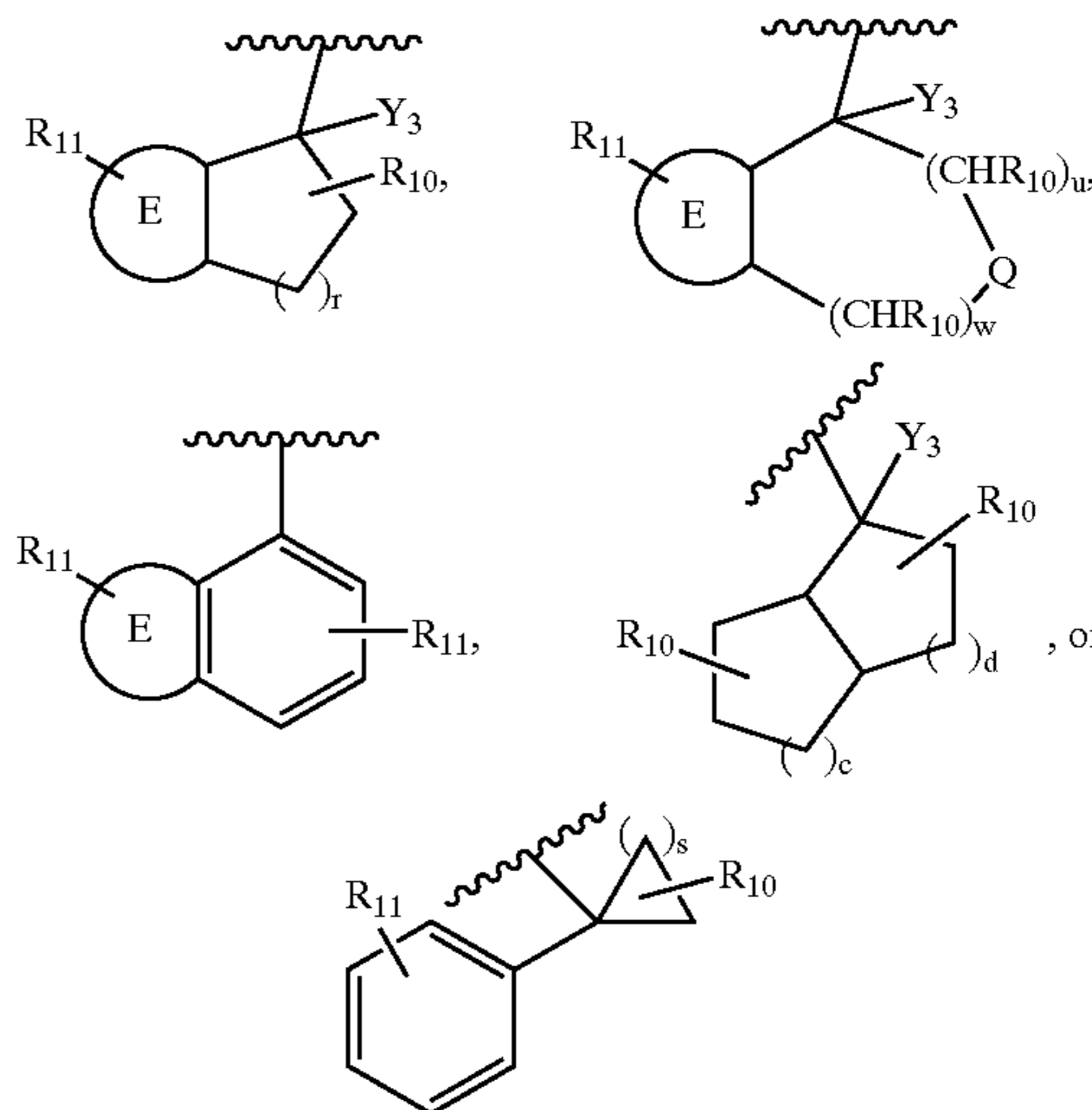
6

In alternate embodiments of formula (I) or (IA), ZR₁ can be



wherein

Y₁ is R₃—(C₁—C₁₂)alkyl, R₄-aryl, R₅-heteroaryl, R₆—(C₃—C₁₂)cyclo-alkyl, R₇—(C₃—C₄)heterocycloalkyl, —CO₂(C₁—C₆)alkyl, CN or —C(O)NR₈R₉; Y₂ is hydrogen or Y₁; Y₃ is hydrogen or (C₁—C₆)alkyl; or Y₁, Y₂ and Y₃, together with the carbon to which they are attached, form one of the following structures:



wherein r is 0 to 3; w and u are each 0-3, provided that the sum of w and u is 1-3; c and d are independently 1 or 2; s is 1 to 5; and ring E is a fused R₄-phenyl or R₅-heteroaryl ring;

R₁₀ is 1 to 3 substituents independently selected from the group consisting of H, (C₁—C₆)alkyl, —OR₈, —(C₁—C₆)alkyl-OR₈, —NR₈R₉ and —(C₁—C₆)alkyl-NR₈R₉;

R₁₁ is 1 to 3 substituents independently selected from the group consisting of R₁₀, —CF₃, —OCF₃, NO₂ and halo, or R₁₁ substituents on adjacent ring carbon atoms may together form a methylenedioxy or ethylenedioxy ring;

R₈ and R₉ are independently selected from the group consisting of hydrogen, (C₁—C₆) alkyl (C₃—C₁₂) cycloalkyl, aryl and aryl(C₁—C₆)alkyl,

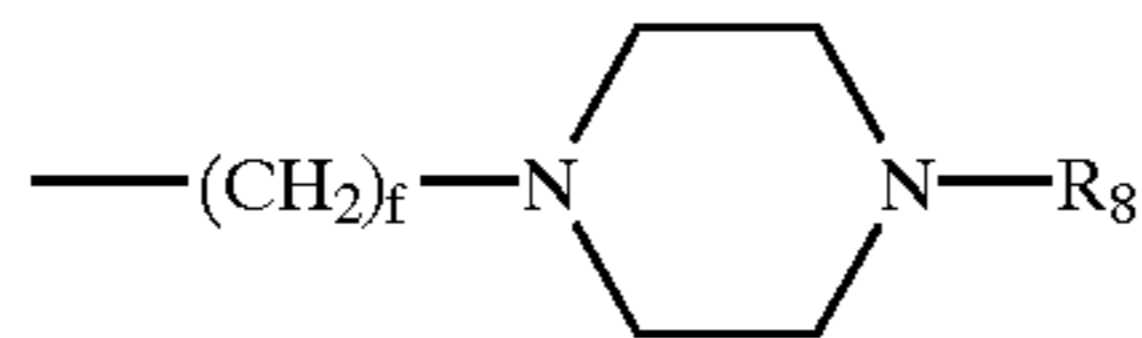
R₃ is 1 to 3 substituents independently selected from the group consisting of H, R₄-aryl, R₆(C₃—C₁₂)cycloalkyl, R₅-heteroaryl, R₇—(C₃—C₇)heterocycloalkyl, —NR₈R₉, OR₁₂ and —S(O)₀₋₂R₁₂;

R₆ is 1 to 3 substituents independently selected from the group consisting of H, (C₁—C₆)alkyl, R₄-aryl, —NR₈R₉, —OR₁₂ and —SR₁₂;

R₄ is 1 to 3 substituents independently selected from the group consisting of hydrogen, halo, (C₁—C₆)alkyl, R₁₃-aryl, (C₃—C₁₂)cycloalkyl, —CN, —CF₃, —OR₈, —(C₁—C₆)alkyl-OR₈, —OCF₃, —NR₈R₉, —(C₁—C₆)alkyl —NR₈R₉, —NHSO₂R₈, —SO₂N(R₁₄)₂, —SO₂R₈, —SOR₈, —SR₈, —NO₂, —CONR₈R₉,

7

—NR₉COR₈, —COR₈, —COCF₃, —OCOR₈,
—OCO₂R₈, —COOR₈, —(C₁–C₆)alkyl-NHCOOC
(CH₃)₃, —(C₁–C₆)alkyl-NHCOCF₃, —(C₁–C₆)alkyl-
NHSO₂—(C₁–C₆)alkyl, —(C₁–C₆)alkyl-NHCONH—
(C₁–C₆)-alkyl and



wherein f is 0 to 6; or R₄ substituents on adjacent ring carbon atoms may together form a methylenedioxy or ethylenedioxy ring;

R₅ is 1 to 3 substituents independently selected from the group consisting of hydrogen, halo, (C₁–C₆)alkyl, R₁₃-aryl, (C₃–C₁₂)cycloalkyl, —CN, —CF₃, —OR₈, —(C₁–C₆)alkyl-OR₈, —OCF₃, —NR₈R₉, —(C₁–C₆)alkyl-NR₈R₉, —NHSO₂R₈, —SO₂N(R₁₄)₂, —NO₂, —CONR₈R₉, —NR₉COR₈, —COR₈, —OCOR₈, —OCO₂R₈ and —COOR₈;

R₇ is H, (C₁–C₆)alkyl, —OR₈, —(C₁–C₆)alkyl-OR₈, —NR₈R₉ or —(C₁–C₆)alkyl-NR₈R₉;

R₁₂ is H, (C₁–C₆)alkyl, R₄-aryl, —(C₁–C₆)alkyl-OR₈, —(C₁–C₆)alkyl-NR₈R₉, —(C₁–C₆)alkyl-SR₈, or aryl (C₁–C₆)alkyl;

R₁₃ is 1–3 substituents independently selected from the group consisting of H, (C₁–C₆)alkyl, (C₁–C₆)alkoxy and halo;

R₁₄ is independently selected from the group consisting of H, (C₁–C₆)alkyl and R₁₃—C₆H₄—CH₂—.

As used herein, the term “alkyl” means a linear or branched saturated aliphatic hydrocarbon group having a single radical and 1–10 carbon atoms. Examples of alkyl groups include methyl, propyl, isopropyl, butyl, n-butyl, isobutyl, sec-butyl, tert-butyl, and pentyl. A branched alkyl means that one or more alkyl groups such as methyl, ethyl or propyl, replace one or both hydrogens in a —CH₂— group of a linear alkyl chain. The term “lower alkyl” means an alkyl of 1–3 carbon atoms.

The term “alkoxy” means an “alkyl” as defined above connected to an oxygen radical.

The term “cycloalkyl” means a non-aromatic mono- or multicyclic hydrocarbon ring system having a single radical and 3–12 carbon atoms. Exemplary monocyclic cycloalkyl rings include cyclopropyl, cyclopentyl, and cyclohexyl. Exemplary multicyclic cycloalkyl rings include adamantyl and norbornyl.

The term “alkenyl” means a linear or branched aliphatic hydrocarbon group containing a carbon-carbon double bond having a single radical and 2–10 carbon atoms.

A “branched” alkenyl means that one or more alkyl groups such as methyl, ethyl or propyl replace one or both hydrogens in a —CH₂— or —CH= linear alkenyl chain. Exemplary alkenyl groups include ethenyl, 1- and 2-propenyl, 1-, 2- and 3-butenyl, 3-methylbut-2-enyl, 2-propenyl, heptenyl, octenyl and decenyl.

The term “cycloalkenyl” means a non-aromatic monocyclic or multicyclic hydrocarbon ring system containing a carbon-carbon double bond having a single radical and 3 to 12 carbon atoms. Exemplary monocyclic cycloalkenyl rings include cyclopropenyl, cyclopentenyl, cyclohexenyl or cycloheptenyl. An exemplary multicyclic cycloalkenyl ring is norbornenyl.

The term “aryl” means a carbocyclic aromatic ring system containing one, two or three rings which may be attached

8

together in a pendent manner or fused, and containing a single radical. Exemplary aryl groups include phenyl, naphthyl and acenaphthyl.

The term “heterocyclic” means cyclic compounds having one or more heteroatoms (atoms other than carbon) in the ring, and having a single radical. The ring may be saturated, partially saturated or unsaturated, and the heteroatoms may be selected from the group consisting of nitrogen, sulfur and oxygen. Examples of saturated heterocyclic radicals include saturated 3 to 6-membered hetero-monocyclic groups containing 1 to 4 nitrogen atoms, such as pyrrolidinyl, imidazolidinyl, piperidino, piperazinyl; saturated 3- to 6-membered hetero-monocyclic groups containing 1 to 2 oxygen atoms and 1 to 3 nitrogen atoms, such as morpholinyl; saturated 3- to 6-membered hetero-monocyclic groups containing 1 to 2 sulfur atoms and 1 to 3 nitrogen atoms, such as thiazolidinyl. Examples of partially saturated heterocyclic radicals include dihydrothiophene, dihydropyran, and dihydrofuran. Other heterocyclic groups can be 7 to 10 carbon rings substituted with heteroatoms such as oxocanyl and thiocanyl. When the heteroatom is sulfur, the sulfur can be a sulfur dioxide such as thiocanyldioxide.

The term “heteroaryl” means unsaturated heterocyclic radicals, wherein “heterocyclic” is as previously described. Exemplary heteroaryl groups include unsaturated 3 to 6 membered hetero-monocyclic groups containing 1 to 4 nitrogen atoms, such as pyrrolyl, pyridyl, pyrimidyl, and pyrazinyl; unsaturated condensed heterocyclic groups containing 1 to 5 nitrogen atoms, such as indolyl, quinolyl and isoquinolyl; unsaturated 3 to 6-membered hetero-monocyclic groups containing an oxygen atom, such as furyl; unsaturated 3 to 6 membered hetero-monocyclic groups containing a sulfur atom, such as thienyl; unsaturated 3 to 6 membered hetero-monocyclic groups containing 1 to 2 oxygen atoms and 1 to 3 nitrogen atoms, such as oxazolyl; unsaturated condensed heterocyclic groups containing 1 to 2 oxygen atoms and 1 to 3 nitrogen atoms, such as benzoxazolyl; unsaturated 3 to 6 membered hetero-monocyclic groups containing 1 to 2 sulfur atoms and 1 to 3 nitrogen atoms, such as thiazolyl; and unsaturated condensed heterocyclic group containing 1 to 2 sulfur atoms and 1 to 3 nitrogen atoms, such as benzothiazolyl. The term “heteroaryl” also includes unsaturated heterocyclic radicals, wherein “heterocyclic” is as previously described, in which the heterocyclic group is fused with an aryl group, in which aryl is as previously described. Exemplary fused radicals include benzofuran, benzdioxole and benzothiophene.

As used herein, the term “heterocyclicC₁₋₄alkyl”, “heteroaromaticC₁₋₄alkyl” and the like refer to the ring structure bonded to a C₁₋₄ alkyl radical.

All of the cyclic ring structures disclosed herein can be attached at any point where such connection is possible, as recognized by one skilled in the art.

As used herein, the term “patient” includes a human or an animal such as a companion animal or livestock.

As used herein, the term “halogen” includes fluoride, bromide, chloride, iodide or alabamide.

The invention disclosed herein is meant to encompass all pharmaceutically acceptable salts thereof of the disclosed compounds. The pharmaceutically acceptable salts include, but are not limited to, metal salts such as sodium salt, potassium salt, cesium salt and the like; alkaline earth metals such as calcium salt, magnesium salt and the like; organic amine salts such as triethylamine salt, pyridine salt, picoline salt, ethanolamine salt, triethanolamine salt, dicyclohexylamine salt, N,N'-dibenzylethylenediamine salt and the like; inorganic acid salts such as hydrochloride, hydrobromide,

sulfate, phosphate and the like; organic acid salts such as formate, acetate, trifluoroacetate, maleate, fumarate, tartrate and the like; sulfonates such as methanesulfonate, benzenesulfonate, p-toluenesulfonate, and the like; amino acid salts such as arginate, asparagine, glutamate and the like.

The invention disclosed herein is also meant to encompass all prodrugs of the disclosed compounds. Prodrugs are considered to be any covalently bonded carriers which release the active parent drug in vivo.

The invention disclosed herein is also meant to encompass the in vivo metabolic products of the disclosed compounds. Such products may result for example from the oxidation, reduction, hydrolysis, amidation, esterification and the like of the administered compound, primarily due to enzymatic processes. Accordingly, the invention includes compounds produced by a process comprising contacting a compound of this invention with a mammal for a period of time sufficient to yield a metabolic product thereof. Such products typically are identified by preparing a radiolabelled compound of the invention, administering it parenterally in a detectable dose to an animal such as rat, mouse, guinea pig, monkey, or to man, allowing sufficient time for metabolism to occur and isolating its conversion products from the urine, blood or other biological samples.

The invention disclosed herein is also meant to encompass the disclosed compounds being isotopically-labelled by having one or more atoms replaced by an atom having a different atomic mass or mass number. Examples of isotopes that can be incorporated into the disclosed compounds include isotopes of hydrogen, carbon, nitrogen, oxygen, phosphorous, fluorine and chlorine, such as ^2H , ^3H , ^{13}C , ^{14}C , ^{15}N , ^{18}O , ^{17}O , ^{31}P , ^{32}P , ^{35}S , ^{18}F , and ^{36}Cl , respectively. Some of the compounds disclosed herein may contain one or more asymmetric centers and may thus give rise to enantiomers, diastereomers, and other stereoisomeric forms. The present invention is also meant to encompass all such possible forms as well as their racemic and resolved forms and mixtures thereof. When the compounds described herein contain olefinic double bonds or other centers of geometric asymmetry, and unless specified otherwise, it is intended to include both E and Z geometric isomers. All tautomers are intended to be encompassed by the present invention as well.

As used herein, the term "stereoisomers" is a general term for all isomers of individual molecules that differ only in the orientation of their atoms in space. It includes enantiomers and isomers of compounds with more than one chiral center that are not mirror images of one another (diastereomers).

The term "chiral center" refers to a carbon atom to which four different groups are attached.

The term "enantiomer" or "enantiomeric" refers to a molecule that is nonsuperimposable on its mirror image and hence optically active wherein the enantiomer rotates the plane of polarized light in one direction and its mirror image rotates the plane of polarized light in the opposite direction.

The term "racemic" refers to a mixture of equal parts of enantiomers and which is optically inactive.

The term "resolution" refers to the separation or concentration or depletion of one of the two enantiomeric forms of a molecule.

The term "modulate" as used herein with respect to the ORL-1 receptor means the mediation of a pharmacodynamic response (e.g., analgesia) in a subject from (i) inhibiting or activating the receptor, or (ii) directly or indirectly affecting the normal regulation of the receptor activity. Compounds which modulate the receptor activity include agonists,

antagonists, mixed agonists/antagonists and compounds which directly or indirectly affect regulation of the receptor activity.

Certain preferred compounds of the invention include:

- 5 8-(4-propylcyclohexyl)-4-phenyl-2,3,8-triazospiro[4.5]dec-3-en-1-one;
- 8-(5-methylhex-2-yl)-4-phenyl-2,3,8-triazospiro[4.5]dec-3-en-1-one;
- 8-norbornyl-4-phenyl-2,3,8-triazospiro[4.5]dec-3-en-1-one;
- 10 8-(decahydro-2-naphthyl)-4-phenyl-2,3,8-triazospiro[4.5]dec-3-en-1-one;
- 8-(cyclooctylmethyl)-4-phenyl-2,3,8-triazospiro[4.5]dec-3-en-1-one;
- 8-(1,2,3,4-tetrahydro-2-naphthyl)-4-phenyl-2,3,8-triazospiro[4.5]dec-3-en-1-one;
- 15 8-[4-(2-propyl)-cyclohexyl]-4-phenyl-2,3,8-triazospiro[4.5]dec-3-en-1-one;
- 8-(1,3-dihydroinden-2-yl)-4-phenyl-2,3,8-triazospiro[4.5]dec-3-en-1-one;
- 20 8-[(naphth-2-yl-methyl)]-4-phenyl-2,3,8-triazospiro[4.5]dec-3-en-1-one;
- 8-(p-phenylbenzyl)-4-phenyl-2,3,8-triazospiro[4.5]dec-3-en-1-one;
- 25 8-[4,4-Bis(4-fluorophenyl)butyl]-4-phenyl-2,3,8-triazospiro[4.5]dec-3-en-1-one;
- 8-(benzyl)-4-phenyl-2,3,8-triazospiro[4.5]dec-3-en-1-one;
- 8-(10,11-Dihydro-5H-dibenzo[a,d]-cyclohepten-5-yl)-4-phenyl-2,3,8-triazospiro[4.5]dec-3-en-1-one;
- 30 8-(3,3-Bis(phenyl)propyl)-4-phenyl-2,3,8-triazospiro[4.5]dec-3-en-1-one;
- 8-(p-benzyloxybenzyl)-4-phenyl-2,3,8-triazospiro[4.5]dec-3-en-1-one; pharmaceutically acceptable salts thereof and solvates thereof.

Another preferred compound is 8-(acenaphthen-9-yl)-4-phenyl-2,3,8-triazospiro[4.5]dec-3-en-1-one and pharmaceutically acceptable salts thereof and solvates thereof.

The present invention also provides use of any of the disclosed compounds in the preparation of a medicament for treating pain and other disease states modulated by an opioid receptor, e.g., the ORL-1 receptor.

DETAILED DESCRIPTION OF THE INVENTION

The compounds of the present invention can be administered to anyone requiring modulation of the opioid and ORL1 receptors. Administration may be orally, topically, by suppository, inhalation, or parenterally.

The present invention also encompasses all pharmaceutically acceptable salts of the foregoing compounds. One skilled in the art will recognize that acid addition salts of the presently claimed compounds may be prepared by reaction of the compounds with the appropriate acid via a variety of known methods.

Various oral dosage forms can be used, including such solid forms as tablets, gelcaps, capsules, caplets, granules, lozenges and bulk powders and liquid forms such as emulsions, solution and suspensions. The compounds of the present invention can be administered alone or can be combined with various pharmaceutically acceptable carriers and excipients known to those skilled in the art, including but not limited to diluents, suspending agents, solubilizers, binders, disintegrants, preservatives, coloring agents, lubricants and the like.

When the compounds of the present invention are incorporated into oral tablets, such tablets can be compressed, tablet triturates, enteric-coated, sugar-coated, film-coated,

multiply compressed or multiply layered. Liquid oral dosage forms include aqueous and nonaqueous solutions, emulsions, suspensions, and solutions and/or suspensions reconstituted from non-effervescent granules, containing suitable solvents, preservatives, emulsifying agents, suspending agents, diluents, sweeteners, coloring agents, and flavoring agents. When the compounds of the present invention are to be injected parenterally, they may be, e.g., in the form of an isotonic sterile solution. Alternatively, when the compounds of the present invention are to be inhaled, they may be formulated into a dry aerosol or may be formulated into an aqueous or partially aqueous solution.

In addition, when the compounds of the present invention are incorporated into oral dosage forms, it is contemplated that such dosage forms may provide an immediate release of the compound in the gastrointestinal tract, or alternatively may provide a controlled and/or sustained release through the gastrointestinal tract. A wide variety of controlled and/or sustained release formulations are well known to those skilled in the art, and are contemplated for use in connection with the formulations of the present invention. The controlled and/or sustained release may be provided by, e.g., a coating on the oral dosage form or by incorporating the compound(s) of the invention into a controlled and/or sustained release matrix.

Specific examples of pharmaceutically acceptable carriers and excipients that may be used to formulate oral dosage forms, are described in the *Handbook of Pharmaceutical Excipients*, American Pharmaceutical Association (1986). Techniques and compositions for making solid oral dosage forms are described in *Pharmaceutical Dosage Forms: Tablets* (Lieberman, Lachman and Schwartz, editors) 2nd edition, published by Marcel Dekker, Inc. Techniques and compositions for making tablets (compressed and molded), capsules (hard and soft gelatin) and pills are also described in *Remington's Pharmaceutical Sciences* (Arthur Osol, editor), 1553B1593 (1980). Techniques and composition for making liquid oral dosage forms are described in *Pharmaceutical Dosage Forms: Disperse Systems*, (Lieberman, Rieger and Banker, editors) published by Marcel Dekker, Inc.

When the compounds of the present invention are incorporated for parenteral administration by injection (e.g., continuous infusion or bolus injection), the formulation for parenteral administration may be in the form of suspensions, solutions, emulsions in oily or aqueous vehicles, and such formulations may further comprise pharmaceutically necessary additives such as stabilizing agents, suspending agents, dispersing agents, and the like. The compounds of the invention may also be in the form of a powder for reconstitution as an injectable formulation.

In certain embodiments, the compounds of the present invention can be used in combination with at least one other therapeutic agent. Therapeutic agents include, but are not limited to, μ -opioid agonists; non-opioid analgesics; non-steroid antiinflammatory agents; Cox-II inhibitors; antiemetics; β -adrenergic blockers; anticonvulsants; antidepressants; Ca²⁺-channel blockers; anticancer agent and mixtures thereof.

In certain embodiments, the compounds of the present invention can be formulated in a pharmaceutical dosage form in combination with a μ -opioid agonist. μ -opioid agonists, which may be included in the formulations of the present invention include but are not limited to include alfentanil, allylprodine, alphaprodine, anileridine, benzylmorphine, bezitramide, buprenorphine, butorphanol,

clonitazene, codeine, desomorphine, dextromoramide, dezocine, diampromide, diamorphine, dihydrocodeine, dihydromorphine, dimenoxadol, dimepheptanol, dimethylthiambutene, dioxaphetyl butyrate, dipipanone, eptazocine, ethoheptazine, ethylmethylthiambutene, ethylmorphine, etonitazene fentanyl, heroin, hydrocodone; hydromorphone, hydroxypethidine, isomethadone, ketobemidone, levorphanol, levophenacylmorphan, lofentanil, meperidine, meptazinol, metazocine, methadone, metopon, morphine, myrophine, nalbuphine, narceine, nicomorphine, norlevorphanol, normethadone, nalorphine, normorphine, norpipanone, opium, oxycodone, oxymorphone, papaveretum, pentazocine, phenadoxone, phenomorphan, phenazocine, phenoperidine, piminodine, piritramide, proheptazine, promedol, properidine, propiram, propoxyphene, sufentanil, tilidine, tramadol, pharmaceutically acceptable salts thereof, and mixtures thereof.

In certain preferred embodiments, the μ -opioid agonist is selected from codeine, hydromorphone, hydrocodone, oxycodone, dihydrocodeine, dihydromorphine, morphine, tramadol, oxymorphone, pharmaceutically acceptable salts thereof, and mixtures thereof.

In another embodiment of the invention, the medicament comprises a mixture of a Cox-II inhibitor and an inhibitor of 5-lipoxygenase for the treatment of pain and/or inflammation. Suitable Cox-II inhibitors and 5-lipoxygenase inhibitors, as well as combinations thereof are described in U.S. Pat. No. 6,136,839, which is hereby incorporated by reference in its entirety. Cox-II inhibitors include, but are not limited to rofecoxib (Vioxx), celecoxib (Celebrex), DUP-697, flosulide, meloxicam, 6-MNA, L-745337, nabumetone, nimesulide, NS-398, SC-5766, T-614, L-768277, GR-253035, JTE-522, RS-57067-000, SC-58125, SC-078, PD-138387, NS-398, flosulide, D-1367, SC-5766, PD-164387, etoricoxib, valdecoxib and parecoxib or pharmaceutically acceptable salts, enantiomers or tautomers thereof.

The compounds of the present invention can also be combined in dosage forms with non-opioid analgesics, e.g., non-steroidal anti-inflammatory agents, including aspirin, ibuprofen, diclofenac, naproxen, benoxaprofen, flurbiprofen, fenoprofen, flubufen, ketoprofen, indoprofen, piroprofen, carprofen, oxaprozin, pramoprofen, muprofen, trioxaprofen, suprofen, aminoprofen, tiaprofenic acid, fluprofen, bucloxic acid, indomethacin, sulindac, tolmetin, zomepirac, tiopinac, zidometacin, acemetacin, fentiazac, clidanac, oxpinac, mefenamic acid, meclofenamic acid, flufenamic acid, niflumic acid, tolfenamic acid, diflunisal, flufenisal, piroxicam, sudoxicam or isoxicam, pharmaceutically acceptable salts thereof, and mixtures thereof. Other suitable non-opioid analgesics which may be included in the dosage forms of the present invention include the following, non-limiting, chemical classes of analgesic, antipyretic, non-steroidal antiinflammatory drugs: salicylic acid derivatives, including aspirin, sodium salicylate, choline magnesium trisalicylate, salsalate, diflunisal, salicylsalicylic acid, sulfasalazine, and olsalazin; para-aminophenol derivatives including acetaminophen; indole and indene acetic acids, including indomethacin, sulindac, and etodolac; heteroaryl acetic acids, including tolmetin, diclofenac, and ketorolac; anthranilic acids (fenamates), including mefenamic acid, and meclofenamic acid; enolic acids, including oxicams (piroxicam, tenoxicam), and pyrazolidinediones (phenylbutazone, oxyphenthartazone); and alkanones, including nabumetone. For a more detailed description of the NSAIDs that may be included within the medicaments employed in the present invention, see Paul A. Insel

Analgesic-Antipyretic and Antiinflammatory Agents and Drugs Employed in the treatment of Gout in Goodman & Gilman's The Pharmacological Basis of Therapeutics, 617-57 (Perry B. Molinoff and Raymond W. Ruddon, Eds., Ninth Edition, 1996), and Glen R. Hanson Analgesic, Anti-
5 pyretic and Anit-Inflammatory Drugs in Remington: The Science and Practice of Pharmacy Vol II, 1196-1221 (A. R. Gennaro, Ed. 19th Ed. 1995) which are hereby incorporated by reference in their entireties.

In certain embodiments, the compounds of the present invention can be formulated in a pharmaceutical dosage form in combination with antimigraine agents. Antimigraine agents include, but are not limited to, alpiropride, dihydroergotamine, dolasetron, ergocornine, ergocornine,
10 ergocryptine, ergot, ergotamine, flumetazone acetate, fonazine, lisuride, lomerizine, methysergide oxetorone, pizotyline, and mixtures thereof.

The other therapeutic agent can also be an adjuvant to reduce any potential side effects such as, for example, an antiemetic agent. Suitable antiemetic agents include, but are not limited to, metoclopramide, domperidone, prochlorperazine, promethazine, chlorpromazine, trimethobenzamide, ondansetron, granisetron, hydroxyzine, acethylleucine monoethanolamine, alizapride, azasetron, benzquinamide, biantanautine, bromopride, buclizine,
15 clebopride, cyclizine, dimenhydrinate, diphenidol, dolasetron, meclizine, methallatal, metopimazine, nabilone, oxyperndyl, pipamazine, scopolamine, sulphiride, tetrahydrocannabinols, thiethylperazine, thioproperazine, tropisetron, and mixtures thereof.

In certain embodiments, the compounds of the present invention can be formulated in a pharmaceutical dosage form in combination with β -adrenergic blockers. Suitable β -adrenergic blockers include, but are not limited to, acebutolol, alprenolol, amosulabol, arotinolol, atenolol,
20 befunolol, betaxolol, bevantolol, bisoprolol, bopindolol, bucumolol, bufetolol, bufuralol, bunitrolol, bupranolol, butidine hydrochloride, butofilolol, carazolol, carteolol, carvedilol, celiprolol, cetamolol, cloranolol, dilevalol, epanolol, esmolol, indenolol, labetalol, levobunolol, mepindolol, metipranolol, metoprolol, moprolol, nadolol, nadoxolol, nebivalol, nifenalol, nipradilol, oxprenolol, penbutolol, pindolol, practolol, pronethalol, propranolol, sotalol, sulfinalol, talinolol, tertatolol, tilisolol, timolol, toliprolol, and xibenolol.

In certain embodiments, the compounds of the present invention can be formulated in a pharmaceutical dosage form in combination with anticonvulsants. Suitable anticonvulsants include, but are not limited to, acetylpheneturide, albutoin, aloxidone, aminoglutethimide, 4-amino-3-
25 hydroxybutyric acid, atrolactamide, beclamide, buramate, calcium bromide, carbamazepine, cinromide, clomethiazole, clonazepam, decimemide, diethadione, dimethadione, doxenitroin, eterobarb, ethadione, ethosuximide, ethotoin, felbamate, fluoresone, gabapentin, 5-hydroxytryptophan, lamotrigine, magnesium bromide, magnesium sulfate, mephenytoin, mephobarbital, metharbital, methetoin, methsuximide, 5-methyl-5-(3-phenanthryl)-hydantoin, 3-methyl-5-phenylhydantoin, narcobarbital, nimetazepam, nitrazepam, oxcarbazepine, paramethadione, phenacemide,
30 phenetharbital, pheneturide, phenobarbital, phensuximide, phenylmethylbarbituric acid, phenytoin, phethenylate sodium, potassium bromide, pregabalin, primidone, progabide, sodium bromide, solanum, strontium bromide, suclofenide, sulthiame, tetrantoin, tiagabine, topiramate, trimethadione, valproic acid, valpromide, vigabatrin, and zonisamide.

In certain embodiments, the compounds of the present invention can be formulated in a pharmaceutical dosage form in combination with antidepressants. Suitable antidepressants include, but are not limited to, binedaline, caroxazone, citalopram, dimethazan, fencamine, indalpine, indeloxazine hydrochloride, nefopam, nomifensine, oxitriptan, oxypertine, paroxetine, sertraline, thiazesim, trazodone, benmoxine, iproclozide, iproniazid, isocarboxazid, nialamide, octamoxin, phenelzine, cotinine,
5 rolicyprine, rolipram, maprotiline, metralindole, mianserin, mirtazepine, adinazolam, amitriptyline, amitriptylinoxide, amoxapine, butriptyline, clomipramine, demexiptiline, desipramine, dibenzepin, dimetacrine, dothiepin, doxepin, fluacizine, imipramine, imipramine N-oxide, iprindole, lofepramine, melitracen, metapramine, nortriptyline, noxiptilin, opipramol, pizotyline, propizepine, protriptyline, quinupramine, tianeptine, trimipramine, adrafinil, benactyzine, bupropion, butacetin, dioxadrol, duloxetine, etoperidone, febarbamate, femoxetine, fempentadiol, fluoxetine, fluvoxamine, hematoporphyrin, hypericin, levophacetoperane, medifoxamine, milnacipran, minaprine, moclobemide, nefazodone, oxaflozane, piberaline, prolintane, pyrisuccideanol, ritanserin, roxindole, rubidium chloride, sulphiride, tandospirone, thozalinone, tofenacin, toloxatone, tranlycypromine, L-tryptophan, venlafaxine, viloxazine, and zimeldine.

In certain embodiments, the compounds of the present invention can be formulated in a pharmaceutical dosage form in combination with Ca²⁺-channel blockers. Suitable Ca²⁺-channel blockers include, but are not limited to, bepridil, clentiazem, diltiazem, fendiline, gallopamil, mibefradil, prenylamine, semotiadil, terodiline, verapamil, amlodipine, aranidipine, barnidipine, benidipine, cilnidipine, efonidipine, elgodipine, felodipine, isradipine, lacidipine, lercanidipine, manidipine, nicardipine, nifedipine, nilvadipine, nimodipine, nisoldipine, nitrendipine, cinnarizine, flunarizine, lidoflazine, lomerizine, bencyclane, etafenone, fantofarone, and perhexiline.

In certain embodiments, the compounds of the present invention can be formulated in a pharmaceutical dosage form in combination with anticancer agents. Suitable anticancer agents include, but are not limited to, acivicin; aclarubicin; acodazole hydrochloride; acronine; adozelesin; aldesleukin; altretamine; ambomycin; ametantrone acetate; aminoglutethimide; amsacrine; anastrozole; anthramycin; asparaginase; asperlin; azacitidine; azetepa; azotomycin; batimastat; benzodepa; bicalutamide; bisantrene hydrochloride; bisnafide dimesylate; bizelesin; bleomycin sulfate; brequinar sodium; bropirimine; busulfan; cactinomycin; calusterone; caracemide; carbetimer; carboplatin; carmustine; carubicin hydrochloride; carzelesin; cedefingol; chlorambucil; cirolemycin; cisplatin; cladribine; crisnatol mesylate; cyclophosphamide; cytarabine; dacarbazine; dactinomycin; daunorubicin hydrochloride; decitabine; dexormaplatin; dezaguanine; dezaguanine mesylate; diaziquone; docetaxel; doxorubicin; doxorubicin hydrochloride; droloxifene; droloxifene citrate; dromostanolone propionate; diazomycin; edatrexate; eflornithine hydrochloride; elsamitru-
35 cin; enloplatin; enpromate; epipropidine; epirubicin hydrochloride; erbulozole; esorubicin hydrochloride; estramustine; estramustine phosphate sodium; etanidazole; etoposide; etoposide phosphate; etoprine; fadrozole hydrochloride; fazarabine; fenretinide; floxuridine; fludarabine phosphate; fluorouracil; flurocitabine; fosquidone; fostriecin sodium; gemcitabine; gemcitabine hydrochloride; hydroxyurea; idarubicin hydrochloride; ifosfamide; ilmofosine;

interleukin II (including recombinant interleukin II, or rIL2), interferon alfa-2a; interferon alfa-2b; interferon alfa-n1; interferon alfa-n3; interferon beta-I a; interferon gamma-I b; iproplatin; irinotecan hydrochloride; lanreotide acetate; letrozole; leuprolide acetate; liarozole hydrochloride; lom-
 5 etrexol sodium; lomustine; losoxantrone hydrochloride; masoprocol; maytansine; mechlorethamine hydrochloride; megestrol acetate; melengestrol acetate; melphalan; menog-
 aril; mercaptopurine; methotrexate; methotrexate sodium; metoprine; meturedapa; mitindomide; mitocarcin; mitocrom-
 10 in; mitogillin; mitomalcin; mitomycin; mitosper; mitotane; mitoxantrone hydrochloride; mycophenolic acid; nocodazole; nogalamycin; ormaplatin; oxisuran; paclitaxel; pegaspargase; peliomycin; pentamustine; peplomycin sul-
 fate; perfosfamide; pipobroman; piposulfan; piroxantrone
 15 hydrochloride; plicamycin; plomestane; porfimer sodium; porfiromycin; prednimustine; procarbazine hydrochloride; puromycin; puromycin hydrochloride; pyrazofurin; ribo-
 prine; rogletimide; safingol; safingol hydrochloride; semus-
 tine; simtrazene; sparfosate sodium; sparsomycin; spiroger-
 20 manium hydrochloride; spiromustine; spiroplatin; streptonigrin; streptozocin; sulofenur; talisomycin; tecogalan sodium; tegafur; teloxantrone hydrochloride; temoporfin; teniposide; teroxirone; testolactone; thiami-
 prine; thioguanine; thiotepa; tiazofurin; tirapazamine; toremifene citrate; trestolone acetate; triciribine phosphate; trimetrexate; trimetrexate glucuronate; triptorelin; tubulo-
 zole hydrochloride; uracil mustard; uredepa; vaporeotide; verteporfin; vinblastine sulfate; vincristine sulfate; vin-
 25 desine; vindesine sulfate; vinepidine sulfate; vinglycinate sulfate; vinleurosine sulfate; vinorelbine tartrate; vinrosidine sulfate; vinzolidine sulfate; vorozole; zeniplatin; zinostatin; zorubicin hydrochloride. Other anti-cancer drugs include, but are not limited to: 20-epi-1,25 dihydroxyvitamin D3; 5-ethynyluracil; abiraterone; aclarubicin; acylfulvene; ade-
 30 cypenol; adozelesin; aldesleukin; ALL-TK antagonists; altretamine; ambamustine; amidox; amifostine; aminolevulinic acid; amrubicin; amsacrine; anagrelide; anastrozole; andrographolide; angiogenesis inhibitors; antagonist D; antagonist G; antarelix; anti-dorsalizing morphogenetic
 40 protein-1; antiandrogen, prostatic carcinoma; antiestrogen; antineoplaston; antisense oligonucleotides; aphidicolin gly-
 cinate; apoptosis gene modulators; apoptosis regulators; apurinic acid; ara-CDP-DL-PTBA; arginine deaminase; asu-
 lacrane; atamestane; atrimustine; axinastatin 1; axinastatin 2;
 45 axinastatin 3; azasetron; azatoxin; azatyrosine; baccatin III derivatives; balanol; batimastat; BCR/ABL antagonists; benzochlorins; benzoylstauosporine; beta lactam deriva-
 tives; beta-alethine; betaclamycin B; betulinic acid; bFGF inhibitor; bicalutamide; bisantrene; bisaziridinylspermine;
 50 bisnafide; bistratene A; bizelesin; breflate; bropirimine; budotitane; buthionine sulfoximine; calcipotriol; calphostin C; camptothecin derivatives, canarypox IL-2; capecitabine; carboxamide-amino-triazole; carboxyamidotriazole; CaRest M3; CARN 700; cartilage derived inhibitor; carzelesin;
 55 casein kinase inhibitors (ICOS); castanospermine; cecropin B; cetorelix; chlornns; chloroquinoxaline sulfonamide; cicapro-
 prost; cis-porphyrin; cladribine; clomifene analogues; clotrimazole; collismycin A; collismycin B; combretastatin A4; combretastatin analogue; conagenin; crambescidin 816; cri-
 60 snatol; cryptophycin 8; cryptophycin A derivatives; curacin A; cyclopentantraquinones; cycloplatam; cypemycin; cytarabine ocfosfate; cytolytic factor; cytosatin; dacliximab; decitabine; dehydrodidemnin B; deslorelin; dexamethasone; dexifosfamide; dexrazoxane; dexverapamil; diaziquone;
 65 didemnin B; didox; diethylnorspermine; dihydro-5-azacytidine; dihydrotaxol, 9-; dioxamycin; diphenyl spiro-

mustine; docetaxel; docosanol, dolasetron; doxifluridine; droloxifene; dronabinol; duocarmycin SA; ebselen; ecomus-
 tine; edelfosine; edrecolomab; eflornithine; elemene; emite-
 fur; epirubicin; epristeride; estramustine analogue; estrogen
 5 agonists; estrogen antagonists; etanidazole; etoposide phos-
 phate; exemestane; fadrozole; fazarabine; fenretinide; filgrastim; finasteride; flavopiridol; flezelastine; fluasterone;
 fludarabine; fluorodaunorubicin hydrochloride; forfenimex;
 formestane; fostriecin; fotemustine; gadolinium texaphyrin;
 10 gallium nitrate; galocitabine; ganirelix; gelatinase inhibitors; gemcitabine; glutathione inhibitors; hepsulfam; heregulin;
 hexamethylene bisacetamide; hypericin; ibandronic acid; idarubicin; idoxifene; idramantone; ilmofosine; ilomastat;
 imidazoacridones; imiquimod; immunostimulant peptides;
 15 insulin-like growth factor-1 receptor inhibitor; interferon
 agonists; interferons; interleukins; iobenguane; iododoxoru-
 bicin; ipomeanol, 4-; iroplact; irsogladine; isobengazole;
 isohomohalicondrin B; itasetron; jaspilakinolide; kahalalide
 F; lamellarin-N triacetate; lanreotide; leinamycin;
 20 lenograstim; lentinan sulfate; leptolstatin; letrozole; leuke-
 mia inhibiting factor; leukocyte alpha interferon;
 leuprolide+estrogen+progesterone; leuprorelin; levamisole;
 liarozole; linear polyamine analogue; lipophilic disaccharide
 peptide; lipophilic platinum compounds; lissoclinamide 7;
 25 lobaplatin; lombricine; lometrexol; lonidamine; losox-
 antrone; lovastatin; loxoribine; lurtotecan; lutetium texaphy-
 rin; lysofylline; lytic peptides; maitansine; manostatins A;
 marimastat; masoprocol; maspin; matrilysin inhibitors;
 matrix metalloproteinase inhibitors; menogaril; merbarone;
 30 meterelin; methioninase; metoclopramide; MIF inhibitor;
 mifepristone; miltefosine; mirimostim; mismatched double
 stranded RNA; mitoguazone; mitolactol; mitomycin ana-
 logues; mitonafide; mitotoxin fibroblast growth factor-
 saporin; mitoxantrone; mofarotene; molgramostim; mono-
 35 clonal antibody, human chorionic gonadotrophin;
 monophosphoryl lipid A+myobacterium cell wall sk; mopi-
 damol; multiple drug resistance gene inhibitor; multiple
 tumor suppressor 1-based therapy; mustard anticancer
 agent; mycaperoxide B; mycobacterial cell wall extract;
 40 myriaporone; N-acetyldinaline; N-substituted benzamides;
 nafarelin; nagrestip; naloxone+pentazocine; napavin; naph-
 terpin; nartograstim; nedaplatin; nemorubicin; neridronic
 acid; neutral endopeptidase; nilutamide; nisamycin; nitric
 oxide modulators; nitroxide antioxidant; nitrullyn;
 45 O6-benzylguanine; octreotide; okicenone; oligonucleotides;
 onapristone; ondansetron; ondansetron; oracin; oral cytok-
 ine inducer; ormaplatin; osaterone; oxaliplatin; oxaunomy-
 cin; paclitaxel; paclitaxel analogues; paclitaxel derivatives;
 palauamine; palmitoylrhizoxin; pamidronic acid; panax-
 50 ytriol; panomifene; parabactin; pazelliptine; pegaspargase;
 peldesine; pentosan polysulfate sodium; pentostatin; pentro-
 zole; perflubron; perfosfamide; perillyl alcohol; phenazino-
 mycin; phenylacetate; phosphatase inhibitors; picibanil;
 pilocarpine hydrochloride; pirarubicin; piritrexim; placetin
 55 A; placetin B; plasminogen activator inhibitor; platinum
 complex; platinum compounds; platinum-triamine complex;
 porfimer sodium; porfiromycin; prednisone; propyl bis-
 acridone; prostaglandin J2; proteasome inhibitors; protein
 A-based immune modulator; protein kinase C inhibitor;
 60 protein kinase C inhibitors, microalgal; protein tyrosine
 phosphatase inhibitors; purine nucleoside phosphorylase
 inhibitors; purpurins; pyrazoloacridine; pyridoxylated
 hemoglobin polyoxyethylene conjugate; raf antagonists;
 raltitrexed; ramosetron; ras farnesyl protein transferase
 inhibitors; ras inhibitors; ras-GAP inhibitor; retelliptine
 demethylated; rhenium Re 186 etidronate; rhizoxin;
 65 ribozymes; RII retinamide; rogletimide; rohitukine;

17

romurtide; roquinimex; rubiginone B1; ruboxyl; safinol; saintopin; SarCNU; sarcophytol A; sargramostim; Sdi 1 mimetics; semustine; senescence derived inhibitor 1; sense oligonucleotides; signal transduction inhibitors; signal transduction modulators; single chain antigen binding protein; sizofiran; sobuzoxane; sodium borocaptate; sodium phenylacetate; solverol; somatomedin binding protein; sonermin; sparfosic acid; spicamycin D; spiromustine; splenopentin; spongistatin 1; squalamine; stem cell inhibitor; stem-cell division inhibitors; stipiamide; stromelysin inhibitors; sulfinosine; superactive vasoactive intestinal peptide antagonist; suradista; suramin; swainsonine; synthetic glycosaminoglycans; tallimustine; tamoxifen methiodide; tauromustine; tazartene; tecogalan sodium; tegafur; tellurapyrylium; telomerase inhibitors; temoporfin; temozolomide; teniposide; tetrachlorodecaoxide; tetrazomine; thaliblastine; thiocoraline; thrombopoietin; thrombopoietin mimetic; thymalfasin; thymopoietin receptor agonist; thymotrinan; thyroid stimulating hormone; tin ethyl etiopurpurin; tirapazamine; titanocene bichloride; topsentin; toremifene; totipotent stem cell factor; translation inhibitors; tretinoin; triacetyluridine; triciribine; trimetrexate; triptorelin; tropisetron; turosteride; tyrosine kinase inhibitors; tyrphostins; UBC inhibitors; ubenimex; urogenital sinus-derived growth inhibitory factor; urokinase receptor antagonists; vapreotide; variolin B; vector system, erythrocyte gene therapy; velaresol; veramine; verdins; verteporfin; vinorelbine; vinxaltine; vitaxin; vorozole; zanoterone; zeniplatin; zilascorb; and zinostatin stimalamer.

The compounds of the present invention and the other therapeutic agent can act additively or, more preferably, synergistically. In a preferred embodiment, a composition comprising a compounds of the present invention is administered concurrently with the administration of another therapeutic agent, which can be part of the same composition or in a different composition from that comprising the compounds of the present invention. In another embodiment, a composition comprising the compounds of the present invention is administered prior to or subsequent to administration of another therapeutic agent.

The compounds of the present invention when administered, e.g., via the oral, parenteral or topical routes to mammals, can be in a dosage in the range of about 0.01 mg/kg to about 3000 mg/kg body weight of the patient per day, preferably about 0.01 mg/kg to about 1000 mg/kg body weight per day administered singly or as a divided dose. However, variations will necessarily occur depending upon the weight and physical condition (e.g., hepatic and renal function) of the subject being treated, the affliction to be treated, the severity of the symptoms, the route of administration, the frequency of the dosage interval, the presence of any deleterious side-effects, and the particular compound utilized, among other things.

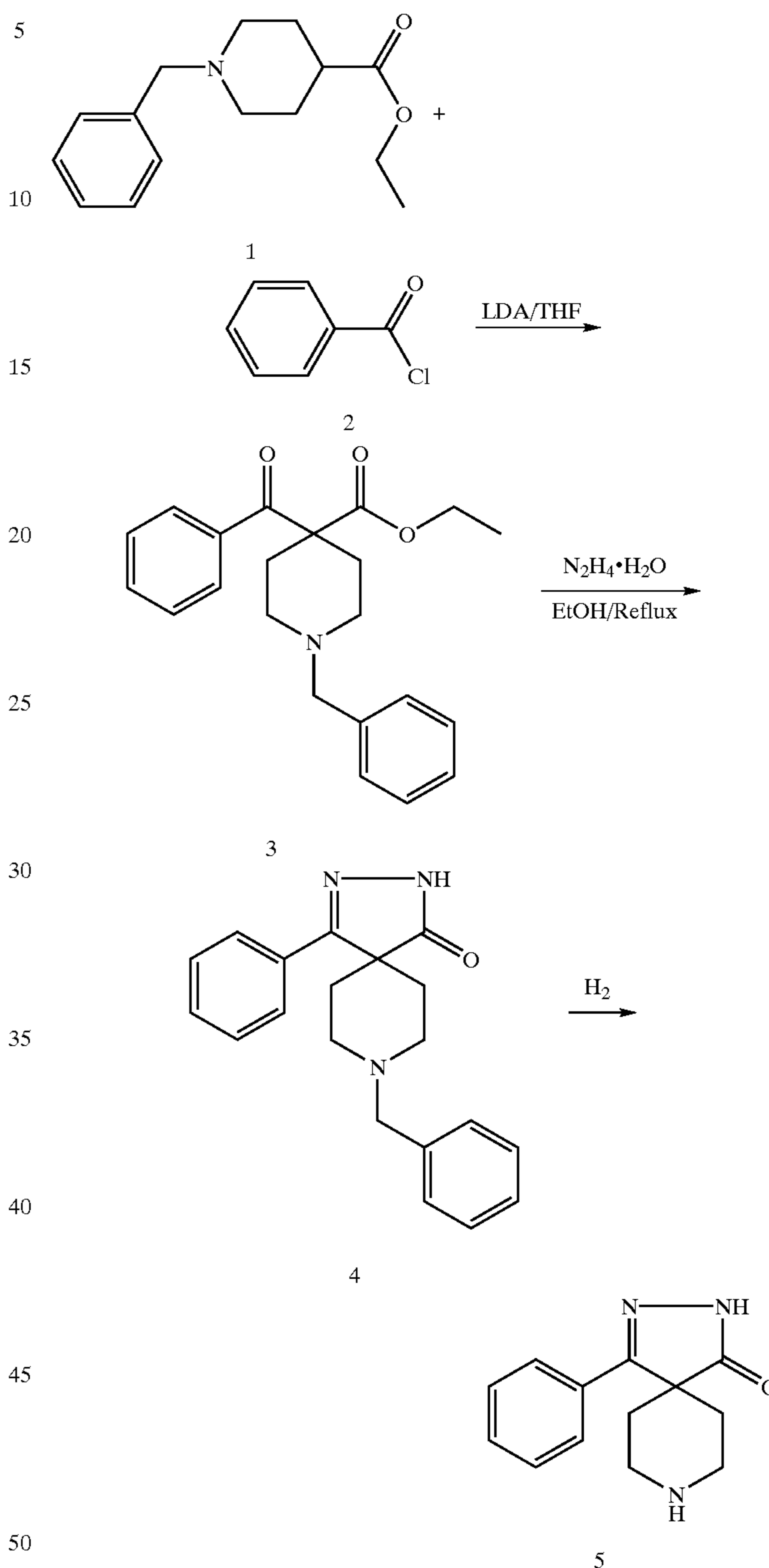
The compounds of the present invention preferably have a binding affinity K_i for the human ORL-1 receptor of about 500 nM or less; 100 nM or less; 50 nM or less; 20 nM or less or 5 nM or less. The binding affinity K_i can be measured by one skilled in the art by an assay utilizing membranes from recombinant HEK-293 cells expressing the human opioid receptor-like receptor (ORL-1) as described below.

The following examples illustrate various aspects of the present invention, and are not to be construed to limit the claims in any manner whatsoever.

18

EXAMPLE 1

Synthesis of Spirocyclic Head Groups



Procedure

To a solution of freshly prepared LDA in THF (1.1 eq) at $-40^\circ C.$ was added a solution of 1 (1 eq) in THF. The reaction mixture was allowed to warm to RT and stir for 1 hr. After cooling to $-20^\circ C.$, a solution of benzoyl chloride (2, 1.2 eq) in THF was added dropwise. After stirring at $-20^\circ C.$ for 1 hr and at RT for 16 hr, the reaction mixture was poured into water and extracted with ethyl acetate. The organic extracts were washed with saturated ammonium chloride, brine, dried over $MgSO_4$, filtered and the solvent evaporated to give crude 3 as an oil, which was used without purification in the next step.

1H -NMR ($CDCl_3$): d 1.08 (t, 3H), 2.28 (t, 4H), 2.43 (m, 2H), 2.54 (m, 2H), 3.46 (s, 2H), 4.13 (q, 2H), 7.21–7.31 (m, 5H), 7.39 (m, 2H), 7.49 (m, 1H), 7.79 (m, 2H).

To a solution of 3 (1 eq) in ethanol was added hydrazine hydrate (3 eq). After refluxing for 12 hr, the reaction mixture was cooled to RT and the crude product filtered. The solid was recrystallized from ethanol to give 4 as a white solid.

¹H-NMR (DMSO): d 1.67 (d, 2H), 2.23 (dt, 2H), 2.62 (dd, 2H), 2.83 (dt, 2H), 3.56 (s, 2H), 7.25 (m, 1H), 7.35 (m, 4H), 7.50 (m, 3H), 7.78 (m, 2H).

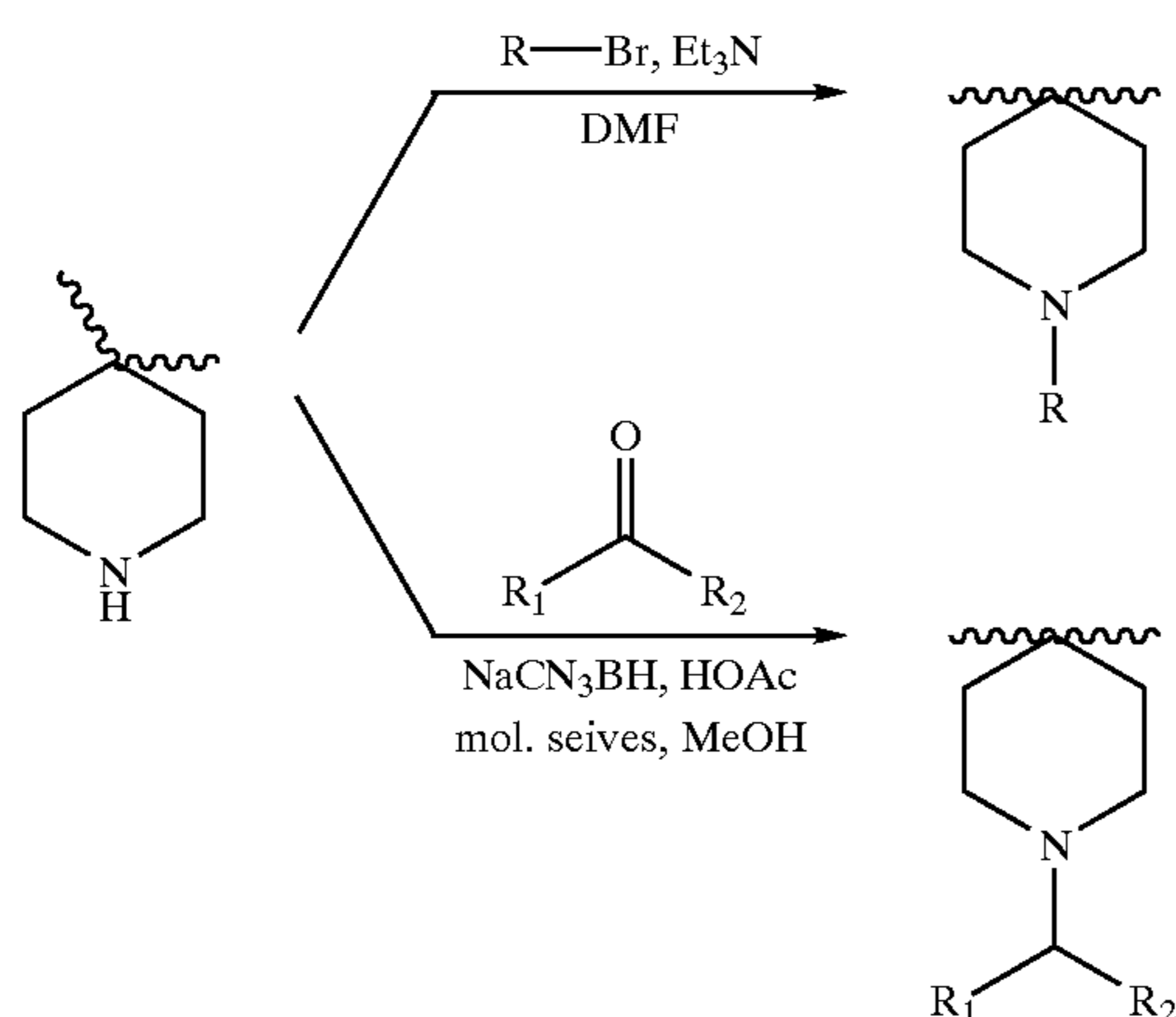
Compound 4 (1 eq) and Pd(OH)₂ (0.2 eq) in methanol was hydrogenated at RT and 50 psi of hydrogen for 20 hr. Filtration and evaporation gave crude 5. Recrystallization from ethanol gave pure 5 as a white solid.

¹H-NMR (DMSO): d 1.50 (d, 2H), 2.12 (m, 2H), 2.73 (m, 2H), 3.28 (m, 2H), 7.45 (m, 3H), 7.86 (d, 2H).

EXAMPLE 2

Attachment Of Tail Groups

Tail groups were attached to the head groups according to the following procedures:



General Procedure For Alkylation

To a solution of the amine (1 eq) and triethylamine (1 eq) in dimethylformamide, was added 1 eq of alkyl bromide or chloride in one portion. The mixture was stirred and heated at 80° C. over night. TLC indicated the reaction was complete. The reaction was quenched by the addition of water followed by 1 N NaOH to pH 10. The mixture was extracted 2× with Et₂O. The combined organic extracts were dried over potassium carbonate and the solvent evaporated, followed by chromatography to give the pure product.

General Procedure For Reductive Amination

To a mixture of ketone or aldehyde (1 eq), amine (1 eq), and acetic acid (1 eq) in methanol, was added sodium cyanoborohydride (1.4 eq) in one portion. The mixture was stirred over night at room temperature. TLC indicated the reaction was complete. The reaction was quenched by the addition of water followed by 1 N NaOH to pH 10. The mixture was extracted 2× with Et₂O. The combined organic extracts were dried over potassium carbonate and the solvent evaporated, followed by chromatography to give the pure product.

The following compounds were prepared by attaching the tail groups using the general procedures described:

8-(benzyl)-4-phenyl-2,3,8-triazospiro[4.5]dec-3-en-1-one;

MS: m/z 342.2 (M+Na)

¹H-NMR (DMSO): d 1.67 (d, 2H), 2.23 (dt, 2H), 2.62 (dd, 2H), 2.83 (dt, 2H), 3.56 (s, 2H), 7.25 (m, 1H), 7.35 (m, 4H), 7.50 (m, 3H), 7.78 (m, 2H).

8-[(naphth-2-yl-methyl)]-4-phenyl-2,3,8-triazospiro[4.5]dec-3-en-1-one;

LC: 97.7%

MS: m/z 370.6 (M+1)

¹H-NMR (CDCl₃): d 1.80 (b, 2H), 2.50 (m, 2H), 2.80 (b, 2H), 2.03 (t, 2H), 3.75 (s, 2H), 7.50 (m, 5H), 7.60 (d, 1H), 7.80 (m, 6H), 8.42 (b, 1H).

8-(p-phenylbenzyl)-4-phenyl-2,3,8-triazospiro[4.5]dec-3-en-1-one;

LC: 90.1%

MS: m/z 396.6 (M+1)

¹H-NMR (CDCl₃): d 1.80 (b, 2H), 2.51 (m, 2H), 2.80 (b, 2H), 3.02 (m, 2H), 3.75 (s, 2H), 7.35–7.70 (m, 12H), 7.85 (b, 2H), 8.50 (b, 1H).

8-(10,11-Dihydro-5H-dibenzo[a,d]-cyclohepten-5-yl)-4-phenyl-2,3,8-triazospiro[4.5]dec-3-en-1-one;

LC: 100%

MS: m/z 444.2 (M+Na).

¹H-NMR (CDCl₃): d 1.75 (b, 2H), 2.35 (m, 2H), 2.61 (b, 2H), 2.85 (m, 4H), 4.11 (m, 2H), 4.20 (s, 1H), 7.10–7.28 (m, 8H), 7.45 (m, 3H), 7.85 (m, 2H), 8.5 (s, 1H).

8-[4,4-Bis(4-fluorophenyl)butyl]-4-phenyl-2,3,8-triazospiro[4.5]dec-3-en-1-one;

LC: 96.9%

MS: m/z

¹H-NMR (CDCl₃): d 0.75–2.90 (m, 10H), 3.60 (m, 2H), 3.80 (m, 1H), 3.90 (m, 1H), 4.55 (m, 1H), 6.90–7.50 (m, 11H), 7.80 (b, 2H), 8.45 (b, 1H).

8-(3,3-Bis(phenyl)propyl)-4-phenyl-2,3,8-triazospiro[4.5]dec-3-en-1-one;

LC: 100%

MS: m/z 424.2 (M+1)

¹H-NMR (CDCl₃): d 1.80 (b, 2H), 2.35 (m, 2H), 2.50 (m, 4H), 2.78 (b, 2H), 2.95 (m, 2H), 4.05 (t, 1H), 7.20 (m, 2H), 7.30 (m, 8H), 7.45 (m, 3H), 7.85 (b, 2H), 8.70 (b, 1H).

8-(p-benzyloxybenzyl)-4-phenyl-2,3,8-triazospiro[4.5]dec-3-en-1-one;

LC: 97.6%

MS: m/z 426.2

¹H-NMR (CDCl₃): d 1.80 (b, 2H), 2.45 (dt, 2H), 2.80 (b, 2H), 2.95 (m, 2H), 3.60 (s, 2H), 5.10 (s, 2H), 6.95 (d, 2H), 7.30–7.50 (m, 10H), 7.88 (m, 2H), 8.71 (s, 1H).

8-(1,2,3,4-tetrahydro-2-naphthyl)-4-phenyl-2,3,8-triazospiro[4.5]dec-3-en-1-one;

LC: 95.3%

MS: m/z 360.2 (M+1)

¹H-NMR (CDCl₃): d 1.85–1.90 (m, 3H), 2.42 (b, 1H), 2.85–3.15 (m, 6H), 3.20 (b, 2H), 3.40 (m, 2H), 3.75 (m, 1H), 7.10–7.20 (m, 4H), 7.50 (m, 3H), 8.00 (d, 2H).

8-(4-propylcyclohexyl)-4-phenyl-2,3,8-triazospiro[4.5]dec-3-en-1-one;

LC: 100%

MS: m/z 354.2 (M+1)

¹H-NMR (CDCl₃): d 1.95 (t, 3H), 1.35 (m, 6H), 1.60 (m, 2H), 1.80 (m, 3H), 1.95 (d, 4H), 2.25 (d, 1H), 3.05 (t, 3H), 3.30 (d, 2H), 3.8 (q, 2H), 7.50 (t, 1H), 7.60 (m, 2H), 8.00 (d, 2H).

8-(5-methylhex-2-yl)-4-phenyl-2,3,8-triazospiro[4.5]dec-3-en-1-one;

LC: 100%

MS: m/z 328.2 (M+1)

¹H-NMR (CDCl₃): d 0.9–1.65 (m, 12H), 2.00 (bd, 4H), 2.05–2.30 (m, 5H), 3.95 (t, 2H), 7.50 (t, 1H), 7.60 (t, 2H), 8.02 (d, 2H).

8-norbornyl-4-phenyl-2,3,8-triazospiro[4.5]dec-3-en-1-one;

MS: m/z 324.2 (M+1)

¹H-NMR (CDCl₃): d 0.80–3.90 (m, 16H), 4.20 (m, 2H), 4.85 (b, 1H), 7.40–7.62 (m, 3H), 8.05 (m, 2H), 8.75 (b, 1H).

8-(decahydro-2-naphthyl)-4-phenyl-2,3,8-triazospiro[4.5]dec-3-en-1-one;
 LC: 100%
 MS: m/z 366.2 (M+1)
¹H-NMR (CDCl₃): d 0.95–2.15 (m, 17H), 2.30 (m, 1H), 3.10 (m, 3H), 3.35 (m, 2H), 3.95 (m, 2H), 7.55 (t, 1H), 7.65 (t, 2H), 8.02 (d, 2H).

8-(cyclooctylmethyl)-4-phenyl-2,3,8-triazospiro[4.5]dec-3-en-1-one;
 LC: 100%
 MS: m/z 340.2 (M+1)
¹H-NMR (CDCl₃): d 1.40–2.25 (m, 16H), 3.10 (m, 2H), 3.20 (b, 2H), 3.38 (m, 1H), 4.02 (m, 2H), 7.50 (t, 1H), 7.60 (t, 2H), 8.02 (m, 2H).

8-[4-(2-propyl)-cyclohexyl]-4-phenyl-2,3,8-triazospiro[4.5]dec-3-en-1-one;
 LC: 100%
 MS: m/z 354.2 (M+1)
¹H-NMR (CDCl₃): d 0.9 (m, 6H), 1.45–1.65 (m, 3H), 1.78 (m, 2H), 2.00 (b, 6H), 2.30 (d, 1H), 3.10 (m, 3H), 3.30 (t, 2H), 3.95 (q, 2H), 7.50 (t, 1H), 7.60 (t, 2H), 8.00 (m, 2H).

8-(1,3-dihydroinden-2-yl)-4-phenyl-2,3,8-triazospiro[4.5]dec-3-en-1-one;
 LC: 100%
 MS: m/z 346.1 (M+1)
¹H-NMR (CDCl₃): d 1.90–3.80 (m, 12H), 4.25 (m, 1H), 7.20–7.70 (m, 8H), 7.95 (d, 1H).

8-(cyclooctylmethyl)-4-phenyl-2,3,8-triazospiro[4.5]dec-3-en-1-one;
 LC: 92.9%
 MS: m/z 354.6 (M+1)
¹H-NMR (MeOH): d 1.40–1.80 (m, 14H), 2.00 (b, 2H), 2.10 (m, 1H), 2.60 (m, 2H), 2.90 (m, 2H), 3.40 (m, 2H), 3.70 (m, 2H), 7.50 (m, 3H), 7.80.

8-(acenaphthen-9-yl)-4-phenyl-2,3,8-triazospiro[4.5]dec-3-en-1-one;
 LC: 100%
 MS: m/z 382.2 (M+1)
¹H-NMR (CDCl₃): 1.69 (dd, 1H), 1.72 (dd, 1H), 2.36–2.44 (m, 2H), 2.52–2.60 (ddd, 1H), 2.83 (brd, 1H), 3.17–3.24 (m, 1H), 3.30–3.44 (m, 2H), 3.60–3.65 (m, 1H), 5.01 (dd, 1H), 7.31 (d, 1H), 7.45–7.49 (m, 4H), 7.52–7.57 (m, 2H), 7.62–7.64 (d, 1H), 7.69–7.71 (m, 1H), 7.86–7.88 (m, 2H), 8.42 (s, 1H).

Other compounds within the scope of formula (I) or (IA) of the present invention can be synthesized by analogous techniques.

EXAMPLE 3

Nociceptin affinity at the ORL1 receptor for preferred compounds was obtained using the following assay:

Membranes from recombinant HEK-293 cells expressing the human opioid receptor-like receptor (ORL-1) (Receptor Biology) were prepared by lysing cells in ice-cold hypotonic buffer (2.5 mM MgCl₂, 50 mM HEPES, pH 7.4) (10 ml/10 cm dish) followed by homogenization with a tissue grinder/teflon pestle. Membranes were collected by centrifugation at 30,000×g for 15 min at 4° C. and pellets resuspended in hypotonic buffer to a final concentration of 1–3 mg/ml. Protein concentrations were determined using the BioRad protein assay reagent with bovine serum albumen as standard. Aliquots of the ORL-1 receptor membranes were stored at –80° C.

Functional SGTpG binding assays were conducted as follows. ORL-1 membrane solution was prepared by sequentially adding final concentrations of 0.066 mg/ml ORL-1 membrane protein, 10 mg/ml saponin, 3 mM GDP

and 0.20 nM [³⁵S] GTPγS to binding buffer (100 mM NaCl, 10 mM MgCl₂, 20 mM HEPES, pH 7.4) on ice. The prepared membrane solution (190 ml/well) was transferred to 96-shallow well polypropylene plates containing 10 ml of 20×concentrated stock solutions of agonist prepared in DMSO. Plates were incubated for 30 min at room temperature with shaking. Reactions were terminated by rapid filtration onto 96-well Unifilter GF/B filter plates (Packard) using a 96-well tissue harvester (Brandel) and followed by three filtration washes with 200 ml ice-cold binding buffer (10 mM NaH₂PO₄, 10 mM Na₂HPO₄, pH 7.4). Filter plates were subsequently dried at 50° C. for 2–3 hours. Fifty ml/well scintillation cocktail (BetaScint; Wallac) was added and plates were counted in a Packard Top-Count for 1 min/well.

Data was analyzed using the curve fitting functions in GraphPad PRISM[®], v. 3.0 and the results are set forth in table 1 below:

TABLE 1

Nociceptin Affinity	
Compound	calc K _i (nM)
8-(4-propylcyclohexyl)-4-phenyl-2,3,8-triazospiro[4.5]dec-3-en-1-one	29.7
8-(5-methylhex-2-yl)-4-phenyl-2,3,8-triazospiro[4.5]dec-3-en-1-one	11.5
8-norbornyl-4-phenyl-2,3,8-triazospiro[4.5]dec-3-en-1-one	897
8-(decahydro-2-naphthyl)-4-phenyl-2,3,8-triazospiro[4.5]dec-3-en-1-one	1.1
8-(cyclooctylmethyl)-4-phenyl-2,3,8-triazospiro[4.5]dec-3-en-1-one	8.1
8-(1,2,3,4-tetrahydro-2-naphthyl)-4-phenyl-2,3,8-triazospiro[4.5]dec-3-en-1-one	52.3
8-[4-(2-propyl)-cyclohexyl]-4-phenyl-2,3,8-triazospiro[4.5]dec-3-en-1-one	1.5
8-(1,3-dihydroinden-2-yl)-4-phenyl-2,3,8-triazospiro[4.5]dec-3-en-1-one	43
8-[(naphth-2-yl-methyl)]-4-phenyl-2,3,8-triazospiro[4.5]dec-3-en-1-one	402
8-(p-phenylbenzyl)-4-phenyl-2,3,8-triazospiro[4.5]dec-3-en-1-one	7171
8-[4,4-Bis(4-fluorophenyl)butyl]-4-phenyl-2,3,8-triazospiro[4.5]dec-3-en-1-one	2589
8-(benzyl)-4-phenyl-2,3,8-triazospiro[4.5]dec-3-en-1-one	293
8-(10,11-Dihydro-5H-dibenzo[a,d]-cyclohepten-5-yl)-4-phenyl-2,3,8-triazospiro[4.5]dec-3-en-1-one	282
8-(3,3-Bis(phenyl)propyl)-4-phenyl-2,3,8-triazospiro[4.5]dec-3-en-1-one	75
8-(p-benzyloxybenzyl)-4-phenyl-2,3,8-triazospiro[4.5]dec-3-en-1-one	138
8-(cyclooctylmethyl)-4-phenyl-2,3,8-triazospiro[4.5]dec-3-en-1-one	61
8-(acenaphthen-9-yl)-4-phenyl-2,3,8-triazospiro[4.5]dec-3-en-1-one	.06

EXAMPLE 5

Affinity at the μ receptor for compounds was obtained according to the following assay:

Mu opioid receptor membrane solution was prepared by sequentially adding final concentrations of 0.075 μg/μl of the desired membrane protein, 10 μg/ml saponin, 3 μM GDP and 0.20 nM [³⁵S]GTPγS to binding buffer (100 mM NaCl, 10 mM MgCl₂, 20 mM HEPES, pH 7.4) on ice. The prepared membrane solution (190 μl/well) was transferred to 96-shallow well polypropylene plates containing 10 μl of 20×concentrated stock solutions of agonist prepared in DMSO. Plates were incubated for 30 min at room temperature with shaking. Reactions were terminated by rapid filtration onto 96-well Unifilter GF/B filter plates (Packard)

using a 96-well tissue harvester (Brandel) and followed by three filtration washes with 200 μ l ice-cold binding buffer (10 mM NaH₂PO₄, 10 mM Na₂HPO₄, pH 7.4). Filter plates were subsequently dried at 50° C. for 2–3 hours. Fifty μ l/well scintillation cocktail (MicroScint20, Packard) was added and plates were counted in a Packard Top-Count for 1 min/well.

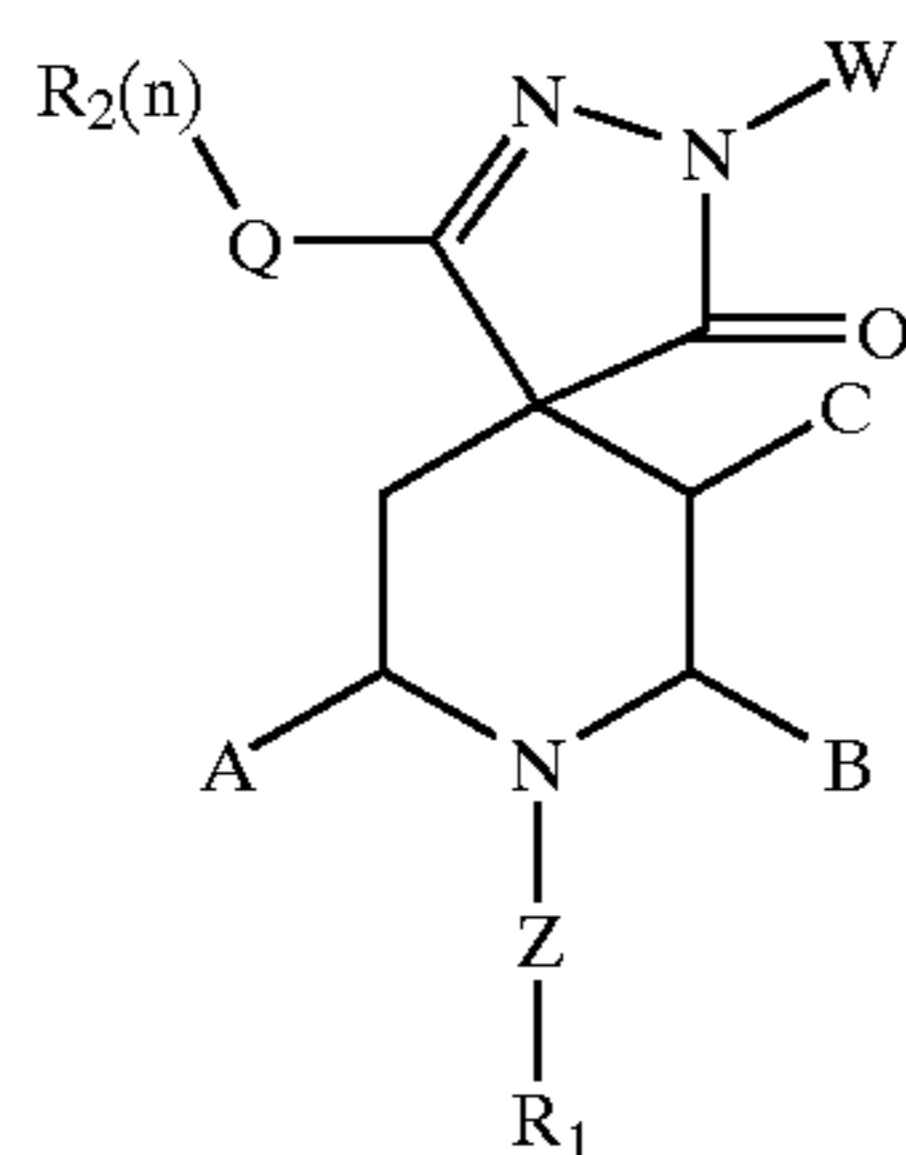
Data were analyzed using the curve fitting functions in GraphPad PRISM™, v.3.0 and the results for several compounds are set forth in table 2 below:

TABLE 2

Mu Receptor Affinity	
Compound	calc K _i (nM)
8-(1,2,3,4-tetrahydro-2-naphthyl)-1-phenyl-2,3,8-triazospiro[4.5]decan-4-one	115
8-[(naphth-2-yl-methyl)]-1-phenyl-2,3,8-triazospiro[4.5]decan-4-one	84
8-(benzyl)-1-phenyl-2,3,8-triazospiro[4.5]decan-4-one	56
8-(cyclooctylmethyl)-1-phenyl-2,3,8-triazospiro[4.5]decan-4-one	191

What is claimed is:

1. A compound of formula (I):



wherein W is hydrogen, C₁₋₁₀ alkyl, C₃₋₁₂ cycloalkyl, C₃₋₁₂ cycloalkylC₁₋₄alkyl-, C₁₋₁₀ alkoxy, C₃₋₁₂ cycloalkoxy, C₁₋₁₀ alkyl substituted with 1–3 halogen, C₃₋₁₂ cycloalkyl substituted with 1–3 halogen, C₃₋₁₂ cycloalkylC₁₋₄alkyl-substituted with 1–3 halogen, C₁₋₁₀ alkoxy substituted with 1–3 halogen, C₃₋₁₂ cycloalkoxy-substituted with 1–3 halogen, —COOV₁, —C₁₋₄COOV₁, —CH₂OH, —SO₂N(V₁)₂, hydroxyC₁₋₁₀alkyl-, hydroxyC₃₋₁₀cycloalkyl-, cyanoC₁₋₁₀alkyl-, cyanoC₃₋₁₀cycloalkyl-, —CON(V₁)₂, NH₂SO₂C₁₋₄alkyl-, NH₂SOC₁₋₄alkyl-, sulfonylaminoC₁₋₁₀alkyl-, diaminoalkyl-, -sulfonyl C₁₋₄alkyl, a 6-membered aromatic ring, a 6-membered aromaticC₁₋₄alkyl-, —C₁₋₅(=O)W₁, —C₁₋₅(=NH)W₁, —C₁₋₅NHC(=O)W₁, —C₁₋₅NHS(=O)₂, W₁, —C₁₋₅NHS(=O)W₁, wherein W₁ is hydrogen, C₁₋₁₀alkyl C₃₋₁₂ cycloalkyl, C₁₋₁₀ alkoxy, C₃₋₁₂ cycloalkoxy, —CH₂OH, amino, C₁₋₄alkylamino-, or diC₁₋₄alkylamino-;

wherein each V₁ is independently selected from H, C₁₋₆alkyl, C₃₋₆ cycloalkyl, benzyl or phenyl, provided that V₁ is a C₃₋₆ cycloalkyl, benzyl or phenyl when a substituent of R₁;

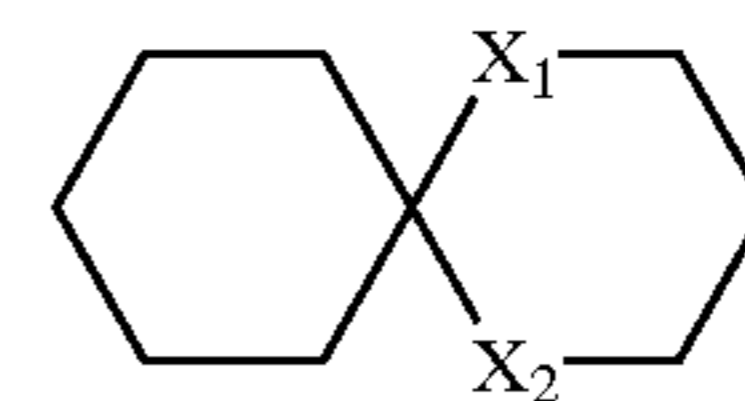
Q is a 6 membered aromatic group;

n is an integer from 0 to 3;

A, B and C are hydrogen;

Z is selected from the group consisting of a bond, methyl or ethyl;

R₁ is selected from the group consisting of C₃₋₁₂ cycloalkyl, C₃₋₁₂cycloalkylamino-, —COOV₁, —C₁₋₄COOV₁, cyanoC₃₋₁₀cycloalkyl-, benzyl, C₃₋₁₂ cycloalkenyl-, a monocyclic, bicyclic or tricyclic aryl, and a spiro ring system of the formula (II):



(II)

wherein X₁ and X₂ are CH₂; and wherein said cycloalkyl, C₃₋₁₂cycloalkylamino-, or benzyl of R₁ is optionally substituted with 1–3 substituents selected from the group consisting of halogen, hydroxy, C₁₋₁₀alkyl, C₁₋₁₀ alkoxy, nitro, trifluoromethyl-, cyano, —COOV₁, —C₁₋₄COOV₁, cyanoC₁₋₁₀alkyl-, —C₁₋₅=OW₁, —C₁₋₅NHS(=O)₂W₁, —C₁₋₅NHS(=O)W₁, phenyl, benzyl, benzyloxy, said phenyl, benzyl, and benzyloxy optionally being substituted with 1–3 substituents selected from the group consisting of halogen, C₁₋₁₀alkyl-, C₁₋₁₀ alkoxy-, and cyano; and wherein said C₃₋₁₂ cycloalkyl, C₃₋₁₂ cycloalkenyl, monocyclic, bicyclic or tricyclic aryl, or spiro ring system of the formula (II) is optionally substituted with 1–3 substituents selected from the group consisting of halogen, C₁₋₁₀alkyl, C₁₋₁₀ alkoxy, nitro, trifluoromethyl-, phenyl, benzyl, phenyloxy and benzyloxy, wherein said phenyl, benzyl, phenyloxy or benzyloxy is optionally substituted with 1–3 substituents selected from the group consisting of halogen, C₁₋₁₀alkyl, C₁₋₁₀ alkoxy, and cyano;

R₂ is selected from the group consisting of hydrogen, C₁₋₁₀alkyl, C₃₋₁₂cycloalkyl and halogen, said alkyl or cycloalkyl optionally substituted with an oxo, amino, alkylamino or dialkylamino group;

or a pharmaceutically acceptable salt thereof or solvate thereof.

2. A compound of claim 1, wherein W is selected from the group consisting of —CH₂C=ONH₂, —C(NH)NH₂, cyclopentyl, cyclohexyl, —C=OCH₃, —CH₂CH₂NHC=OCH₃, —SO₂CH₃, CH₂CH₂NHSO₂CH₃, trifluoroethyl-, hydroxyethyl-, and cyanomethyl-.

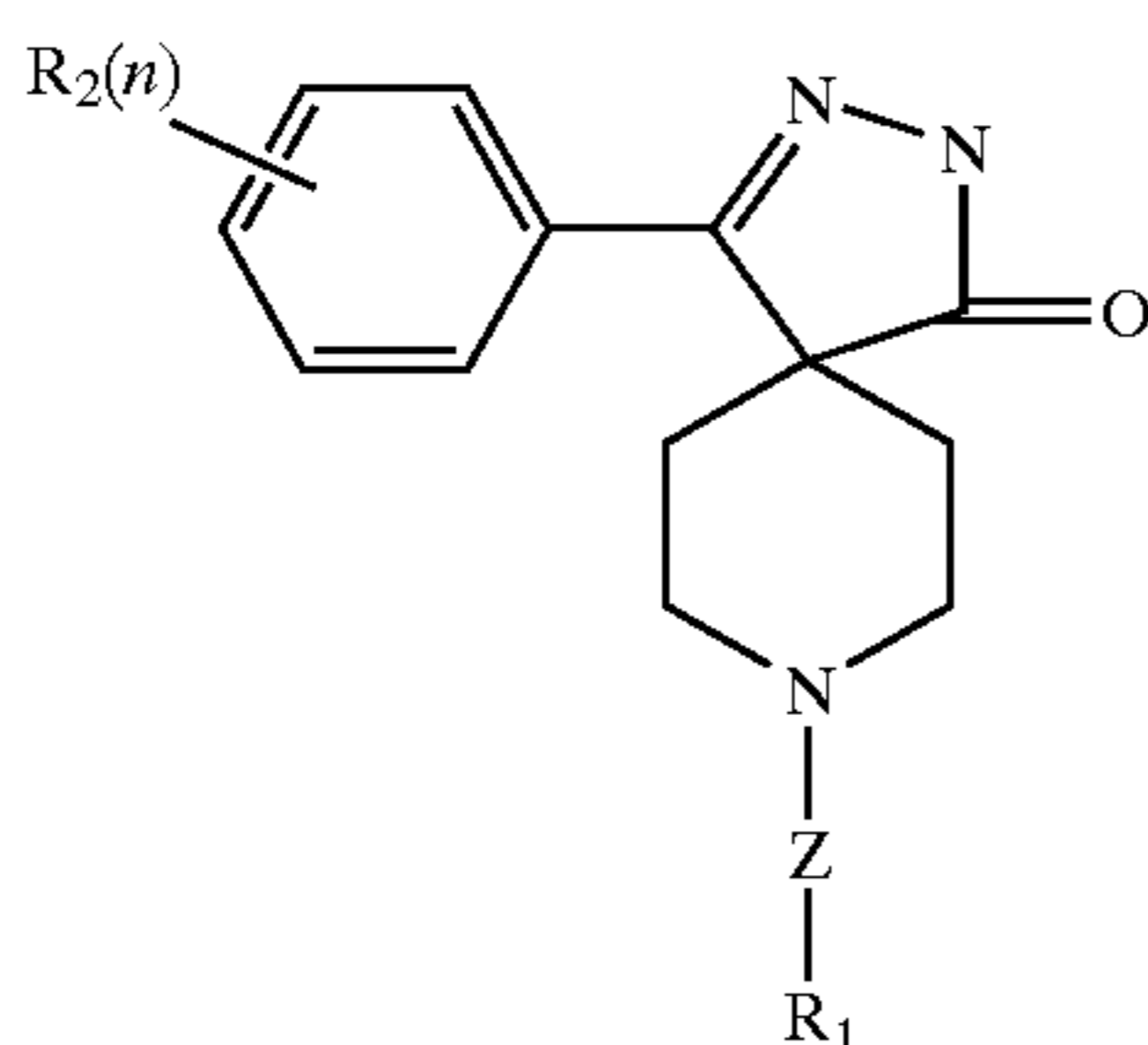
3. A compound of claim 1, wherein ZR₁ is selected from the group consisting of cyclohexylethyl-, cyclohexylmethyl-, cyclopentylmethyl-, dimethylcyclohexylmethyl-, phenylethyl-, cyclopentyl-, cyclohexyl-, methoxycyclohexyl-, phenyltrifluoroethyl-, hydroxyhexyl-, methoxyhexyl-, and hexyl-.

4. A compound of claim 1, wherein ZR₁ or W is CH₂COOV₁.

5. A compound of claim 1, wherein ZR₁ is 3,3 diphenylpropyl optionally substituted at the 3 carbon of the propyl with —COOV₁, cyano-, aminocarbonyl-, C₁₋₄alkylaminocarbonyl-, or diC₁₋₄alkylaminocarbonyl-.

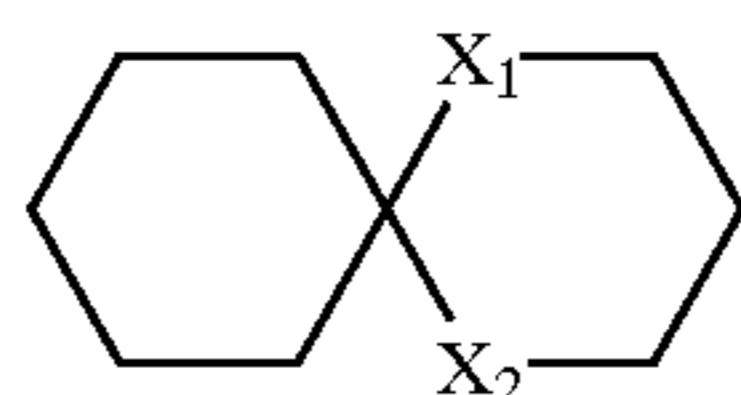
25

6. A compound of formula (IA):



wherein

n is an integer from 0 to 3;

Z is selected from the group consisting of a bond, —CH₂—, and —CH₂CH₂—;R₁ is selected from the group consisting of C₃₋₁₂cycloalkyl, C₃₋₁₂cycloalkylamino, benzyl, C₃₋₁₂cycloalkenyl, a monocyclic, bicyclic or tricyclic aryl, and a spiro ring system, and a spiro ring system of the formula (II):wherein X₁ and X₂ are CH₂;wherein said cycloalkyl, C₃₋₁₂cycloalkylamino, or benzyl is optionally substituted with 1–3 substituents selected from the group consisting of halogen, C₁₋₁₀ alkyl, C₁₋₁₀ alkoxy, nitro, trifluoromethyl, cyano, phenyl, benzyl, benzyloxy, said phenyl, benzyl, and benzyloxy optionally being substituted with 1–3 substituents selected from the group consisting of halogen, C₁₋₁₀ alkyl, C₁₋₁₀ alkoxy, and cyano;wherein said C₃₋₁₂ cycloalkyl, C₃₋₁₂ cycloalkenyl, monocyclic, bicyclic or tricyclic aryl, and spiro ring system of the formula (II) are optionally substituted with 1–3 substituents selected from the group consisting of halogen, C₁₋₁₀ alkyl, C₁₋₁₀ alkoxy, nitro, trifluoromethyl, phenyl, benzyl, phenoxy and benzyloxy, wherein said phenyl, benzyl, phenoxy and benzyloxy are optionally substituted with 1–3 substituents selected from the group consisting of halogen, C₁₋₁₀ alkyl, C₁₋₁₀ alkoxy, and cyano;R₂ is selected from the group consisting of hydrogen, C₁₋₁₀ alkyl, C₃₋₁₂ cycloalkyl and halogen, said alkyl optionally substituted with an oxo group;

or a pharmaceutically acceptable salt thereof.

7. A compound of claim 6, wherein R₁ is cycloalkyl selected from the group consisting of cyclohexyl, cycloheptyl, cyclooctyl, cyclononyl, cyclodecyl, and norbornyl.8. A compound of claim 6, wherein R₁ is tetrahydronaphthyl, decahydronaphthyl or dibenzocycloheptyl.9. A compound of claim 6, wherein R₁ is phenyl or benzyl.10. A compound of claim 6, wherein R₁ is a bicyclic aromatic ring.

11. A compound of claim 10, wherein said bicyclic aromatic ring is indenyl, or naphthyl.

26

12. A compound of claim 6, wherein Z is a bond or methyl.

13. A compound of claim 6, wherein n is 0.

14. A compound of claim 1 selected from the group consisting of

8-(4-propylcyclohexyl)-4-phenyl-2,3,8-triazospiro[4.5]dec-3-en-1-one;

8-(5-methylhex-2-yl)-4-phenyl-2,3,8-triazospiro[4.5]dec-3-en-1-one;

8-norbornyl-4-phenyl-2,3,8-triazospiro[4.5]dec-3-en-1-one;

8-(decahydro-2-naphthyl)-4-phenyl-2,3,8-triazospiro[4.5]dec-3-en-1-one;

8-(cyclooctylmethyl)-4-phenyl-2,3,8-triazospiro[4.5]dec-3-en-1-one;

8-(1,2,3,4-tetrahydro-2-naphthyl)-4-phenyl-2,3,8-triazospiro[4.5]dec-3-en-1-one;

8-[4-(2-propyl)-cyclohexyl]-4-phenyl-2,3,8-triazospiro[4.5]dec-3-en-1-one;

8-(1,3-dihydroinden-2-yl)-4-phenyl-2,3,8-triazospiro[4.5]dec-3-en-1-one;

8-[(naphth-2-yl-methyl)]-4-phenyl-2,3,8-triazospiro[4.5]dec-3-en-1-one;

8-(p-phenylbenzyl)-4-phenyl-2,3,8-triazospiro[4.5]dec-3-en-1-one;

8-[4,4-Bis(4-fluorophenyl)butyl]-4-phenyl-2,3,8-triazospiro[4.5]dec-3-en-1-one;

8-(benzyl)-4-phenyl-2,3,8-triazospiro[4.5]dec-3-en-1-one;

8-(10,11-Dihydro-5H-dibenzo[a,d]-cyclohepten-5-yl)-4-phenyl-2,3,8-triazospiro[4.5]dec-3-en-1-one;

8-(3,3-Bis(phenyl)propyl)-4-phenyl-2,3,8-triazospiro[4.5]dec-3-en-1-one;

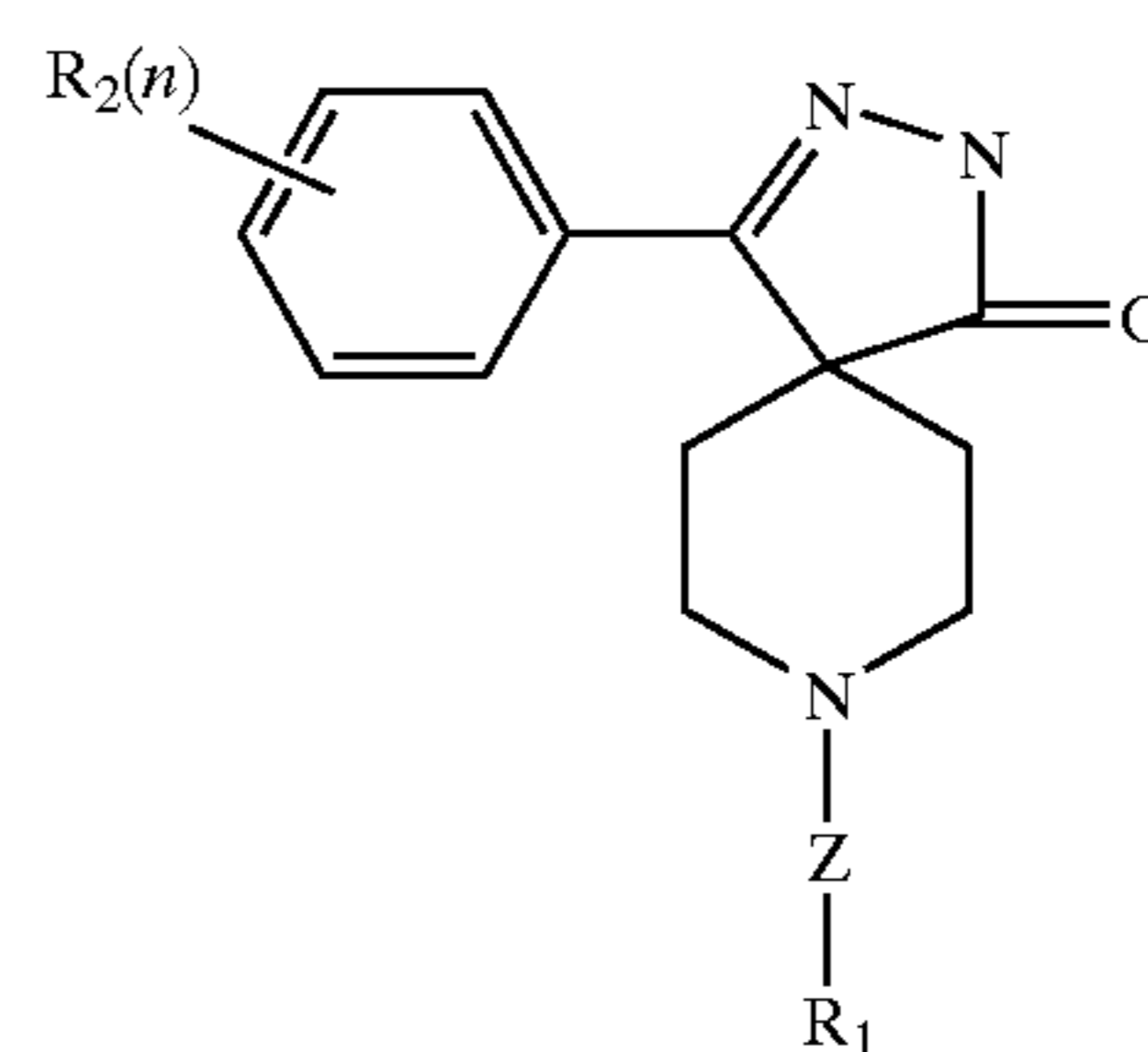
8-(p-benzyloxybenzyl)-4-phenyl-2,3,8-triazospiro[4.5]dec-3-en-1-one; and pharmaceutically acceptable salts thereof.

15. A compound of claim 1, which is 8-(acenaphthen-9-yl)-4-phenyl-2,3,8-triazospiro[4.5]dec-3-en-1-one; or a pharmaceutically acceptable salt thereof or solvate thereof.

16. A pharmaceutical composition comprising a compound of claim 1 and at least one pharmaceutically acceptable excipient.

17. A pharmaceutical composition comprising a compound of claim 6 and at least one pharmaceutically acceptable excipient.

18. A compound of formula (IA):

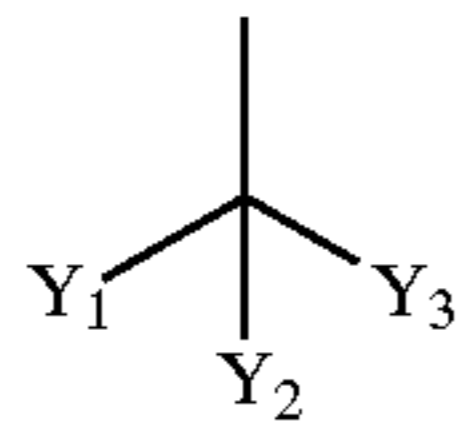


wherein

R₂ is selected from the group consisting of hydrogen, C₁₋₁₀ alkyl, C₃₋₁₂ cycloalkyl and halogen, said alkyl optionally substituted with an oxo group;

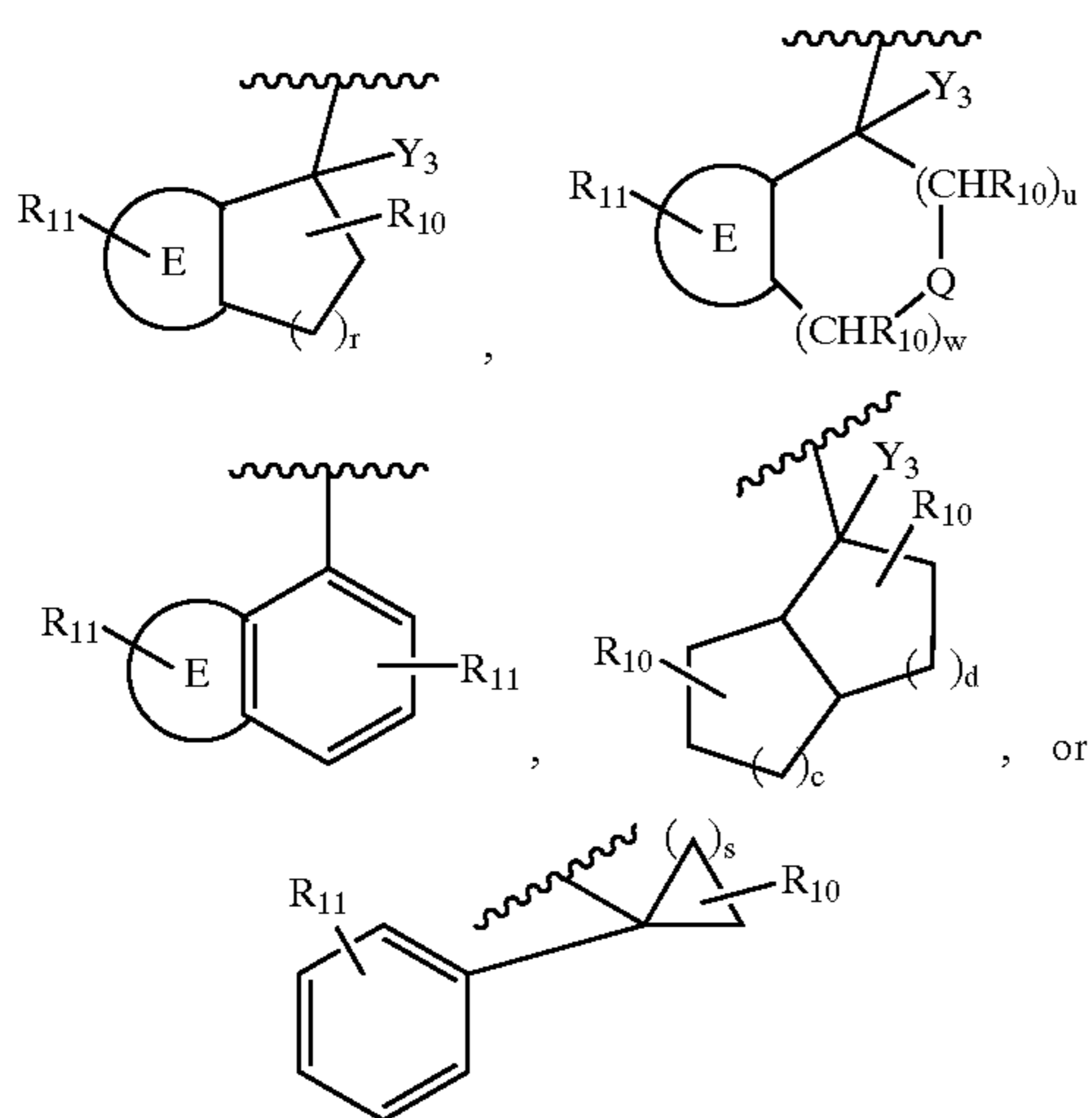
27

n is an integer from 0 to 3;
and ZR₁ is



wherein

Y₁ is R₃—(C₁–C₁₂)alkyl, R₄-aryl, R₆—(C₃–C₁₂)cycloalkyl, —CO₂(C₁–C₆)alkyl, CN or —C(O)NR₈R₉; Y₂ is hydrogen or Y₁; Y₃, together with the carbon to which they are attached, form one of the following structures:



wherein r is 0 to 3; w and u are each 0–3, provided that the sum of w and u is 1–3; c and d are independently 1 or 2; s is 1 to 5; and ring E is a fused R₄-phenyl ring; R₁₀ is 1 to 3 substituents independently selected from the group consisting of H, (C₁–C₆)alkyl, —OR₈, —(C₁–C₆)alkyl-OR₈, —NR₈R₉ and —(C₁–C₆)alkyl-NR₈R₉; R₁₁ is 1 to 3 substituents independently selected from the group consisting of R₁₀, —CF₃, —OCF₃, NO₂ and halo; R₈ and R₉ are independently selected from the group consisting of hydrogen, (C₁–C₆)alkyl, (C₃–C₁₂)cycloalkyl, aryl and aryl(C₁–C₆)alkyl;

28

R₃ is 1 to 3 substituents independently selected from the group consisting of H, R₄-aryl, R₆—(C₃–C₁₂)cycloalkyl, —NR₈R₉, —OR₁₂ and —S(O)₀₋₂R₁₂;

R₆ is 1 to 3 substituents independently selected from the group consisting of H, (C₁–C₆)alkyl, R₄-aryl, —NR₈R₉, —OR₁₂ and —SR₁₂;

R₄ is 1 to 3 substituents independently selected from the group consisting of hydrogen, halo, (C₁–C₆)alkyl, R₁₃-aryl, (C₃–C₁₂)cycloalkyl, —CN, —CF₃, —OR₈, —(C₁–C₆)alkyl-OR₈, —OCF₃, —NR₈R₉, —(C₁–C₆)alkyl —NR₈R₉, —NHSO₂R₈, —SO₂N(R₁₄)₂, —SO₂R₈, —SOR₈, —SR₈, —NO₂, —CONR₈R₉, —NR₉COR₈, —COR₈, —COCF₃, —OCOR₈, —OCO₂R₈, —COOR₈, —(C₁–C₆)alkyl-NHCOOC(CH₃)₃, —(C₁–C₆)alkyl-NHCOCF₃, —(C₁–C₆)alkyl-NHSO₂—(C₁–C₆)alkyl, and —(C₁–C₆)alkyl-NHCONH—(C₁–C₆)-alkyl;

R₅ is 1 to 3 substituents independently selected from the group consisting of hydrogen, halo, (C₁–C₆)alkyl, R₁₃-aryl, (C₃–C₁₂)cycloalkyl, —CN, —CF₃, —OR₈, —(C₁–C₆)alkyl-OR₈, —OCF₃, —NR₈R₉, —(C₁–C₆)alkyl-NR₈R₉, —NHSO₂R₈, —SO₂N(R₁₄)₂, —NO₂, —CONR₈R₉, —NR₉COR₈, —COR₈, —OCOR₈, —OCO₂R₈ and —COOR₈;

R₇ is H, (C₁–C₆)alkyl, —OR₈, —(C₁–C₆)alkyl-OR₈, —NR₈R₉ or —(C₁–C₆)alkyl-NR₈R₉;

R₁₂ is H, (C₁–C₆)alkyl, R₄-aryl, —(C₁–C₆)alkyl-OR₈, —(C₁–C₆)alkyl-NR₈R₉, —(C₁–C₆)alkyl-SR₈, or aryl (C₁–C₆)alkyl;

R₁₃ is 1–3 substituents independently selected from the group consisting of H, (C₁–C₆)alkyl, (C₁–C₆)alkoxy and halo;

R₁₄ is independently selected from the group consisting of H, (C₁–C₆)alkyl and R₁₃—C₆H₄—CH₂—;

or a pharmaceutically acceptable salt thereof.

19. A pharmaceutical composition comprising a compound of claim 18 and at least one pharmaceutically acceptable excipient.

* * * * *

UNITED STATES PATENT AND TRADEMARK OFFICE
CERTIFICATE OF CORRECTION

PATENT NO. : 6,635,653 B2
DATED : October 21, 2003
INVENTOR(S) : R. Richard Goehring et al.

Page 1 of 1

It is certified that error appears in the above-identified patent and that said Letters Patent is hereby corrected as shown below:

Column 21,

Line 8, the compound name reading "8-(cyclooctylmethyl)-4-phenyl-2,3,8-triazospiro [4.5]dec-3-en-1-one" should instead read -- 8-(cyclooctyl)-4-phenyl-2,3,8-triazospiro [4.5]dec-3-en-1-one --.

Signed and Sealed this

Sixth Day of September, 2005

A handwritten signature in black ink on a dotted background. The signature reads "Jon W. Dudas" in a cursive style.

JON W. DUDAS

Director of the United States Patent and Trademark Office