



US006525024B1

(12) **United States Patent**
Ternansky et al.

(10) **Patent No.:** US 6,525,024 B1
(45) **Date of Patent:** Feb. 25, 2003

(54) **INHIBITORS OF THE ICE/CED-3 FAMILY OF CYSTEINE PROTEASES**

- (75) Inventors: **Robert J. Ternansky**, Carlsbad, CA (US); **Patricia L. Gladstone**, San Diego, CA (US); **Kevin J. Tomaselli**, San Diego, CA (US)
- (73) Assignee: **Idun Pharmaceuticals, Inc.**, San Diego, CA (US)
- (*) Notice: Subject to any disclaimer, the term of this patent is extended or adjusted under 35 U.S.C. 154(b) by 0 days.
- (21) Appl. No.: **09/837,614**
- (22) Filed: **Apr. 17, 2001**

Related U.S. Application Data

- (60) Provisional application No. 60/327,555, filed on Apr. 17, 2000.
- (51) **Int. Cl.⁷** **C07K 5/06**
- (52) **U.S. Cl.** **514/19; 530/331; 514/18; 562/561; 562/563**
- (58) **Field of Search** **514/18, 19; 530/331; 562/563, 561**

(56) **References Cited**

U.S. PATENT DOCUMENTS

5,656,627 A	8/1997	Bemis et al.	514/221
5,714,484 A	2/1998	Zimmerman et al.	514/231.5
5,919,790 A	7/1999	Allen et al.	514/278

FOREIGN PATENT DOCUMENTS

EP	0 623 591 B1	11/1994
EP	0 623 606 B2	11/1994
EP	0 644 197 B1	3/1995
EP	0 761 680 A2	3/1997
GB	2 292 149 A	2/1996
JP	11-147873	* 6/1999
WO	WO 93/09135	5/1993
WO	WO 95/05192	2/1995
WO	WO 96/30395	10/1996
WO	WO 97/22618	6/1997
WO	WO 99/47545	9/1999
WO	WO 99/66945	12/1999
WO	WO 00/01666	1/2000

OTHER PUBLICATIONS

- Patent Abstracts of Japan, abstract of JP 11-147873, publication No. 11147873.
- Dolle et al., "Pyridazinodiazepines as a High-Affinity, P₂-P₃ Peptidomimetic Class of Interleukin-1 β -Converting Enzyme Inhibitor," *J. Med. Chem.* 40(13):1941-1945, Jun. 20, 1997.
- Okamoto et al., "Peptide Based Interleukin-1 β Converting Enzyme (ICE) Inhibitors: Synthesis, Structure Activity Relationships and Crystallographic Study of the ICE-inhibitor Complex," *Chem. Pharm. Bull.* 47(1):11-21, Jan. 1999.
- Semple et al., "Peptidomimetic Aminomethylene Ketone Inhibitors of Interleukin-1 β -Converting Enzyme (ICE)," *Bioorganic & Medicinal Chemistry Letters* 8:959-964, 1998.

* cited by examiner

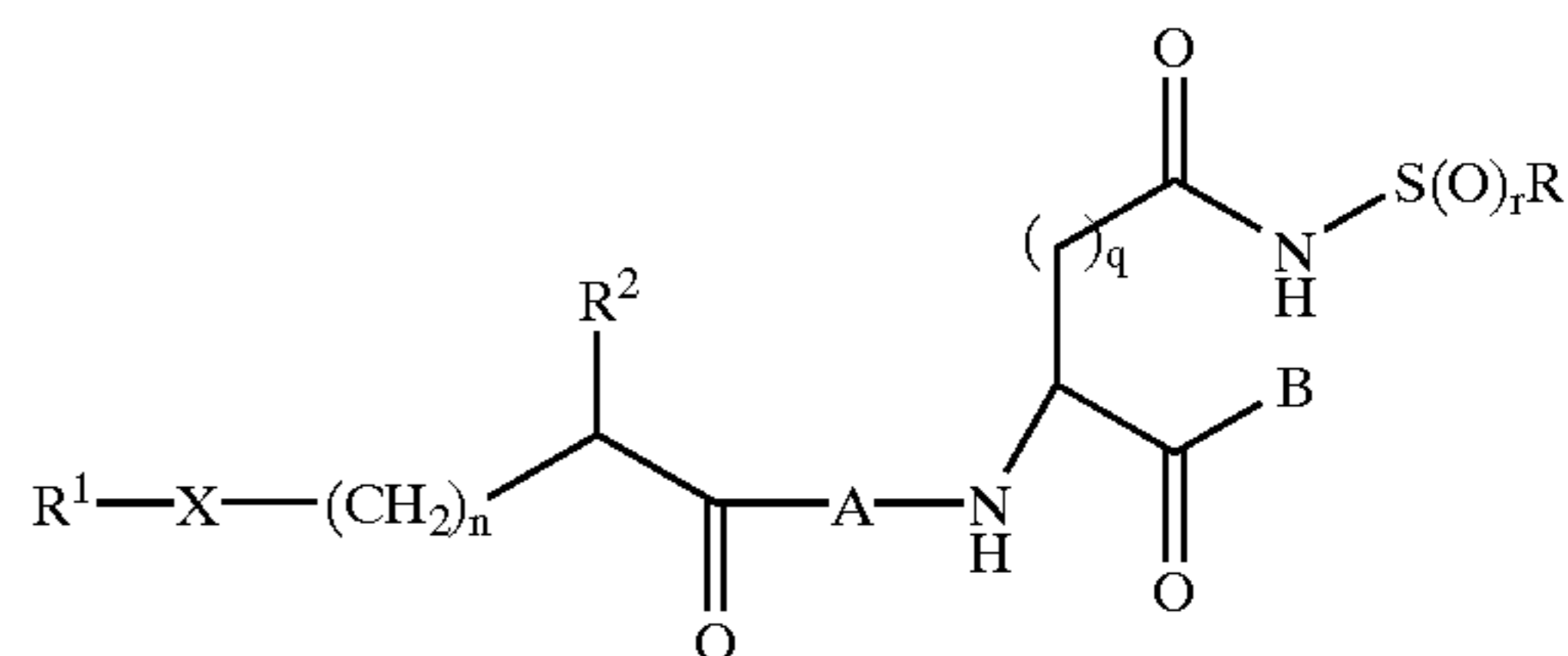
Primary Examiner—Christopher S. F. Low

Assistant Examiner—David Lukton

(74) *Attorney, Agent, or Firm*—Seed IP Law Group

(57) **ABSTRACT**

This invention is directed to novel sulfonimide (substituted) acyl dipeptidyl ICE/ced-3 family inhibitor compounds having the following structure:



wherein A, B, X, R, R¹, R², n, q, and r are as defined herein. The invention is also directed to pharmaceutical compositions containing these compounds, as well as the use of such compositions in the treatment of patients suffering inflammatory, autoimmune and neurodegenerative diseases, for the prevention of ischemic injury, and for the preservation of organs that are to undergo a transplantation procedure.

43 Claims, No Drawings

INHIBITORS OF THE ICE/CED-3 FAMILY OF CYSTEINE PROTEASES

CROSS REFERENCE TO RELATED APPLICATION

This application claims priority from U.S. Provisional Application No. 60/327,555 filed Apr. 17, 2000, which provisional application was originally filed as U.S. application Ser. No. 09/550,917 on Apr. 17, 2000 and converted to the above provisional application by Petition filed Apr. 17, 2001.

TECHNICAL FIELD

The present invention relates to novel classes of compounds which are inhibitors of interleukin-1 β converting enzyme and related proteases ("ICE/ced-3 family of cysteine proteases"), as well as to pharmaceutical compositions comprising these compounds and to methods of using such pharmaceutical compositions.

BACKGROUND OF THE INVENTION

Interleukin 1 ("IL-1") is a major pro-inflammatory and immunoregulatory protein that stimulates fibroblast differentiation and proliferation, the production of prostaglandins, collagenase and phospholipase by synovial cells and chondrocytes, basophil and eosinophil degranulation and neutrophil activation. Oppenheim, J. H. et al., *Immunology Today* 7:45-56 (1986). As such, it is involved in the pathogenesis of chronic and acute inflammatory and autoimmune diseases. IL-1 is predominantly produced by peripheral blood monocytes as part of the inflammatory response. Mosely, B. S. et al., *Proc. Nat. Acad. Sci.* 84:4572-4576 (1987); Lonnemann, G. et al., *Eur. J. Immunol.* 19:1531-1536 (1989).

IL-1 β is synthesized as a biologically inactive precursor, proIL-1 β . ProIL-1 β is cleaved by a cysteine protease called interleukin-1 β converting enzyme ("ICE") between Asp-116 and Ala-117 to produce the biologically active C-terminal fragment found in human serum and synovial fluid. Sleath, P. R. et al., *J. Biol. Chem.* 265:14526-14528 (1992); A. D. Howard et al., *J. Immunol.* 147:2964-2969 (1991).

ICE is a cysteine protease localized primarily in monocytes. In addition to promoting the pro-inflammatory and immunoregulatory properties of IL-1 β , ICE, and particularly its homologues, also appear to be involved in the regulation of cell death or apoptosis. Yuan, J. et al., *Cell* 75:641-652 (1993); Miura, M. et al., *Cell* 75:653-660 (1993); Nett-Giordalisi, M. A. et al., *J. Cell Biochem.* 17B:117 (1993). In particular, ICE or ICE/ced-3 homologues are thought to be associated with the regulation of apoptosis in neurodegenerative diseases, such as Alzheimer's and Parkinson's disease. Marx, J. and M. Baringa, *Science* 259:760-762 (1993); Gagliardini, V. et al., *Science* 263:826-828 (1994).

Thus, disease states in which inhibitors of the ICE/ced-3 family of cysteine proteases may be useful as therapeutic agents include: infectious diseases, such as meningitis and salpingitis; septic shock, respiratory diseases; inflammatory conditions, such as arthritis, cholangitis, colitis, encephalitis, endocervicitis, hepatitis, pancreatitis and reperfusion injury, ischemic diseases such as the myocardial infarction, stroke and ischemic kidney disease; immune-based diseases, such as hypersensitivity; auto-immune diseases, such as multiple sclerosis; bone diseases; and certain neurodegenerative diseases, such as Alzheimer's and Parkinson's disease. Such inhibitors are also useful for the repopulation of hematopoi-

etic cells following chemo- and radiation therapy and for prolonging organ viability for use in transplantation.

ICE/ced-3 inhibitors represent a class of compounds useful for the control of the above-listed disease states. Peptide and peptidyl inhibitors of ICE have been described. However, such inhibitors have been typically characterized by undesirable pharmacologic properties, such as poor oral absorption, poor stability and rapid metabolism. Plattner, J. J. and D. W. Norbeck, in *Drug Discovery Technologies*, C. R. Clark and W. H. Moos, Eds. (Ellis Horwood, Chichester, England, 1990), pp. 92-126. These undesirable properties have hampered their development into effective drugs.

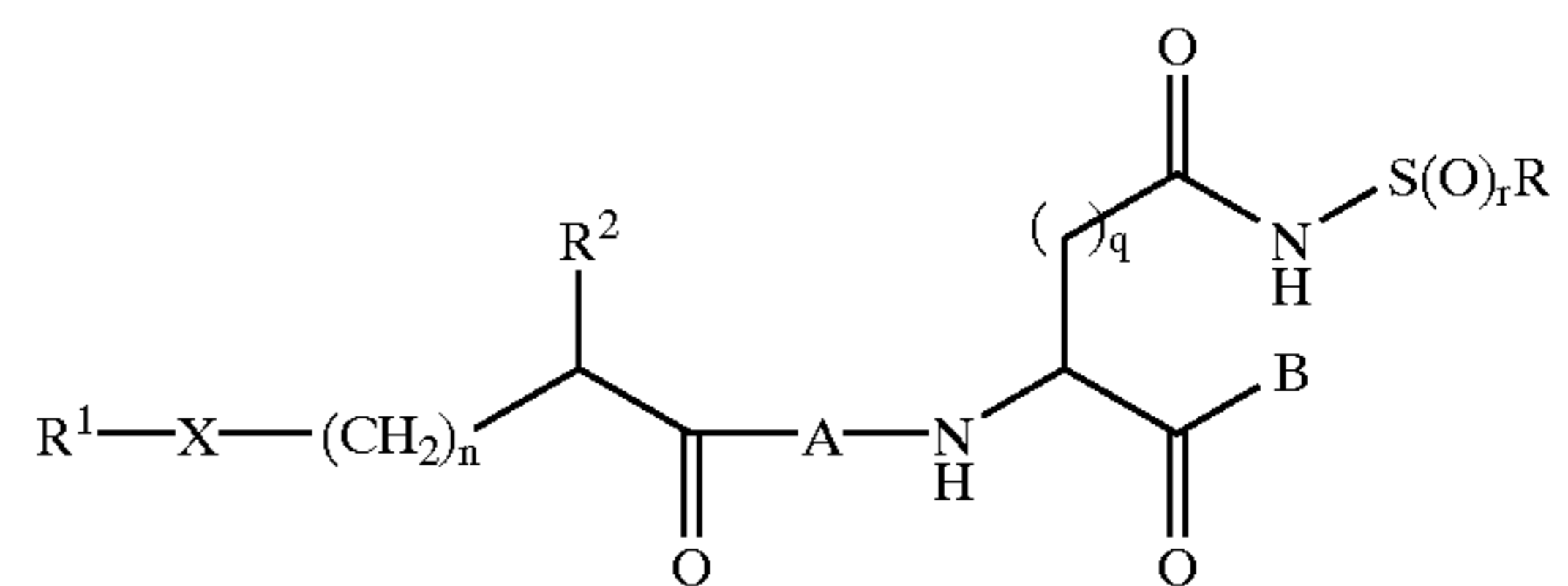
Accordingly, the need exists for compounds that can effectively inhibit the action of the ICE/ced-3 family of proteases, for use as agents for preventing unwanted apoptosis and for treating chronic and acute forms of IL-1 mediated diseases, such as inflammatory, autoimmune or neurodegenerative diseases. The present invention satisfies this need and provides further related advantages.

SUMMARY OF THE INVENTION

In general, the compounds of this invention incorporate an aryl or heteroaryl substituted acyl group as a dipeptide mimetic. The resulting compounds exhibit improved properties relative to their peptidic counterparts, for example, such as improved cell penetration or improved absorption and metabolic stability resulting in enhanced bioavailability.

One aspect of the instant invention is the compounds of the Formula I:

Formula I



wherein A, B, X, n, q, r, R, R¹ and R² are as defined below, as well as pharmaceutically acceptable salts thereof.

A further aspect of the instant invention is a pharmaceutical composition comprising a compound of the above Formula I and a pharmaceutically-acceptable carrier therefor.

Another aspect of this invention involves a method for treating an autoimmune disease comprising administering an effective amount of a pharmaceutical composition discussed above to a patient in need of such treatment.

Yet another aspect of the instant invention is a method for treating an inflammatory disease comprising administering an effective amount of a pharmaceutical composition discussed above to a patient in need of such treatment.

A further aspect of the instant invention is a method for treating a neurodegenerative disease comprising administering an effective amount of a pharmaceutical composition discussed above to a patient in need of such treatment.

Another aspect of the instant invention is a method of preventing ischemic injury to a patient suffering from a disease associated with ischemic injury comprising administering an effective amount of the pharmaceutical composition discussed above to a patient in need of such treatment.

A further aspect of the instant invention is a method for expanding of hematopoietic cell populations and/or enhancing their survival by contacting the cells with an effective

3

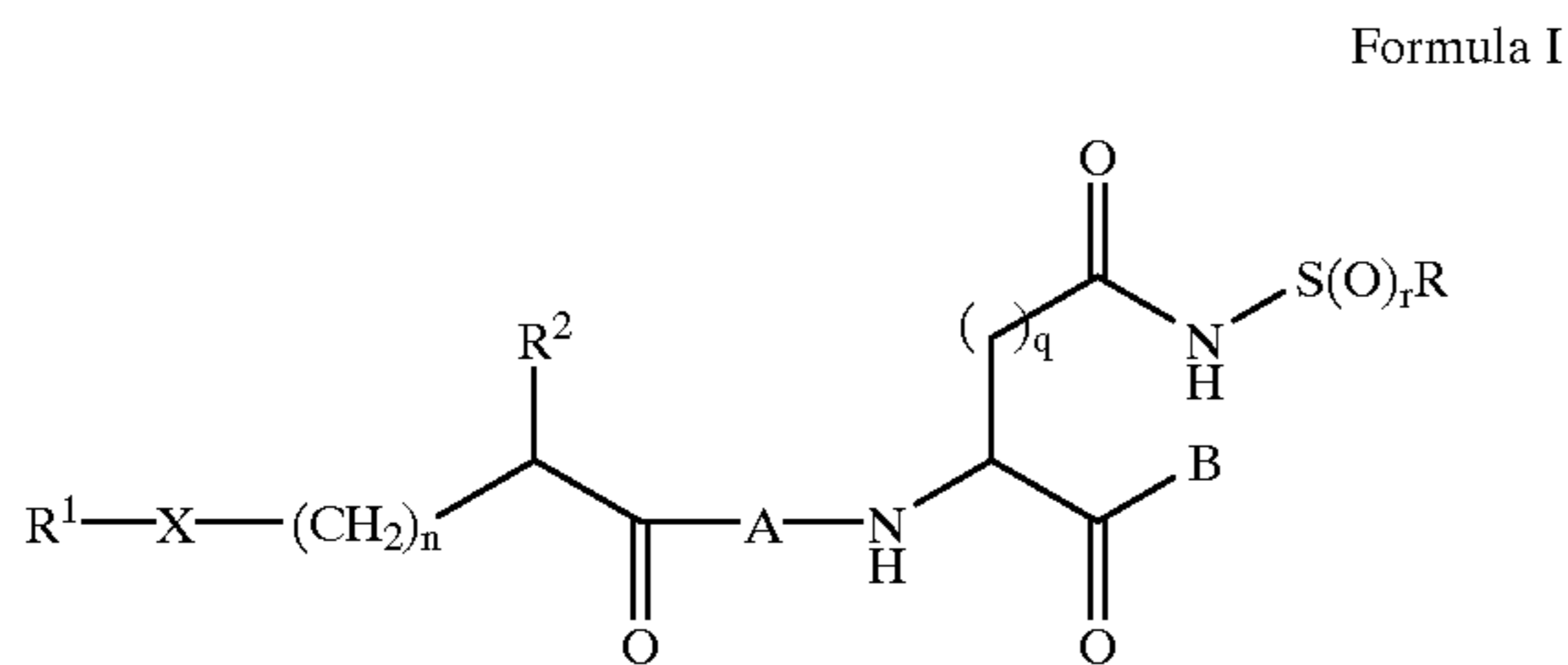
amount of the pharmaceutical composition discussed above. Cell populations included in the method of the invention include (but are not limited to) granulocytes, monocytes, erythrocytes, lymphocytes and platelets for use in cell trans-

5 fusions. An alternate aspect of the instant invention is a method of prolonging the viability of an organ that has been removed from the donor for the purpose of a future transplantation procedure, which comprises applying an effective amount of the pharmaceutical composition discussed above to the organ, thereby prolonging the viability of the organ as compared to an untreated organ. The organ may be an intact organ, or isolated cells derived from an organ (e.g., isolated pancreatic islet cells, isolated dopaminergic neurons, blood or hematopoietic cells).

10 These and other aspects of this invention will be evident upon reference to the following detailed description.

DETAILED DESCRIPTION OF THE INVENTION

As mentioned above, one aspect of the instant invention is the compounds of the Formula I:



wherein:

n is 0, 1 or 2;

q is 1 or 2;

r is 1 or 2;

R is lower alkyl, alkyl, cycloalkyl, (cycloalkyl)alkyl, phenyl, substituted phenyl, phenylalkyl, substituted phenylalkyl, naphthyl, substituted naphthyl, (1 or 2 naphthyl)alkyl, substituted (1 or 2 naphthyl)alkyl, heteroaryl, substituted heteroaryl, (heteroaryl)alkyl, substituted (heteroaryl)alkyl, NR^a(R^b) or OR^c;

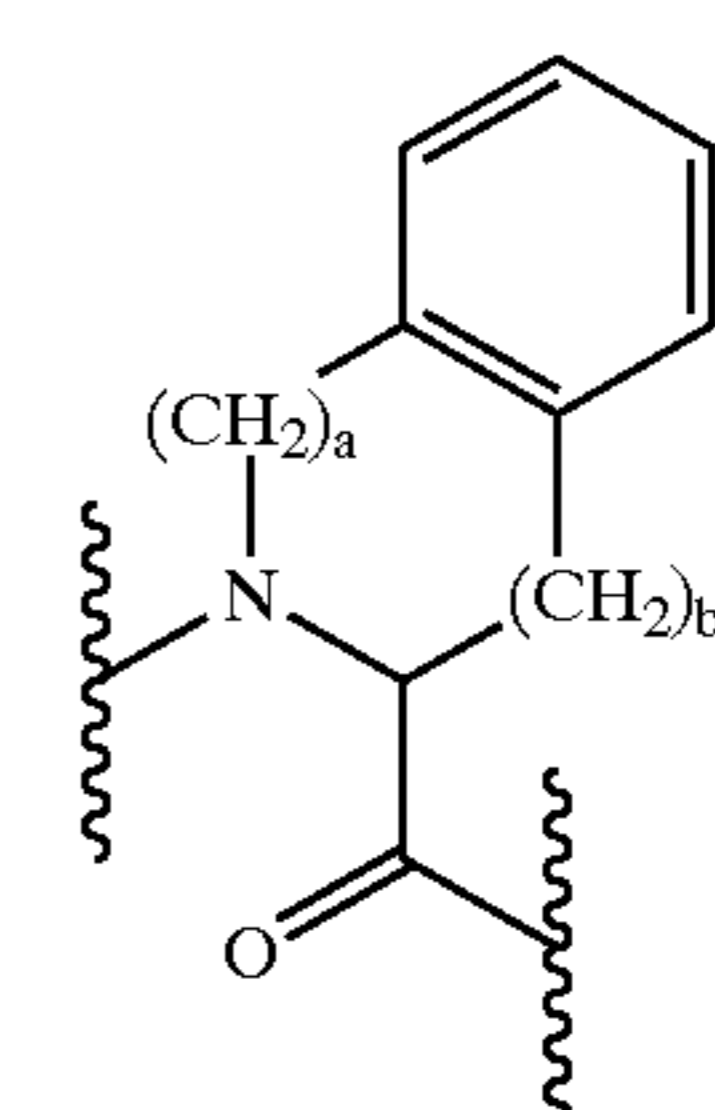
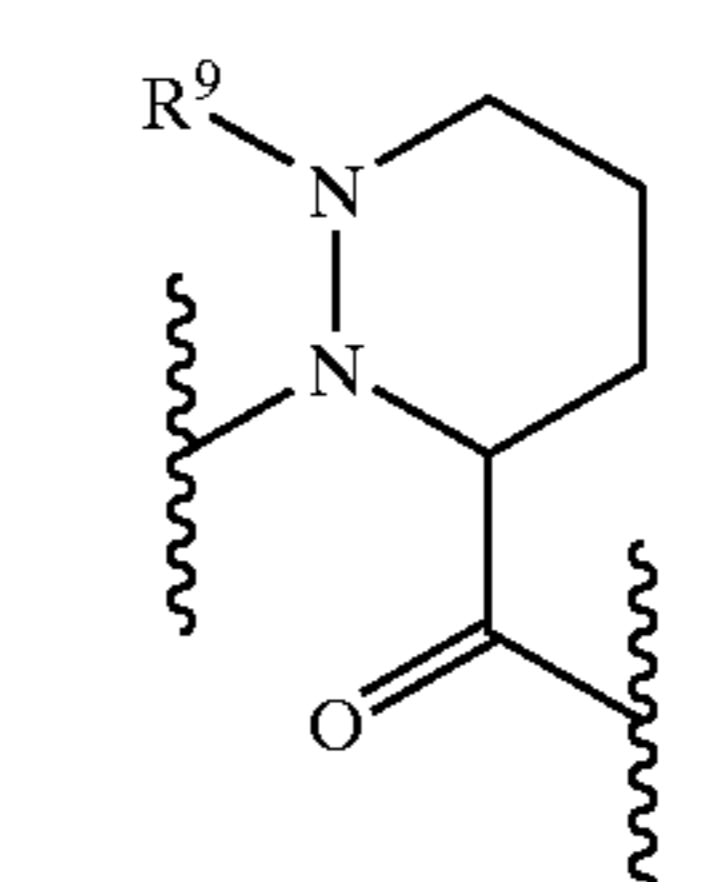
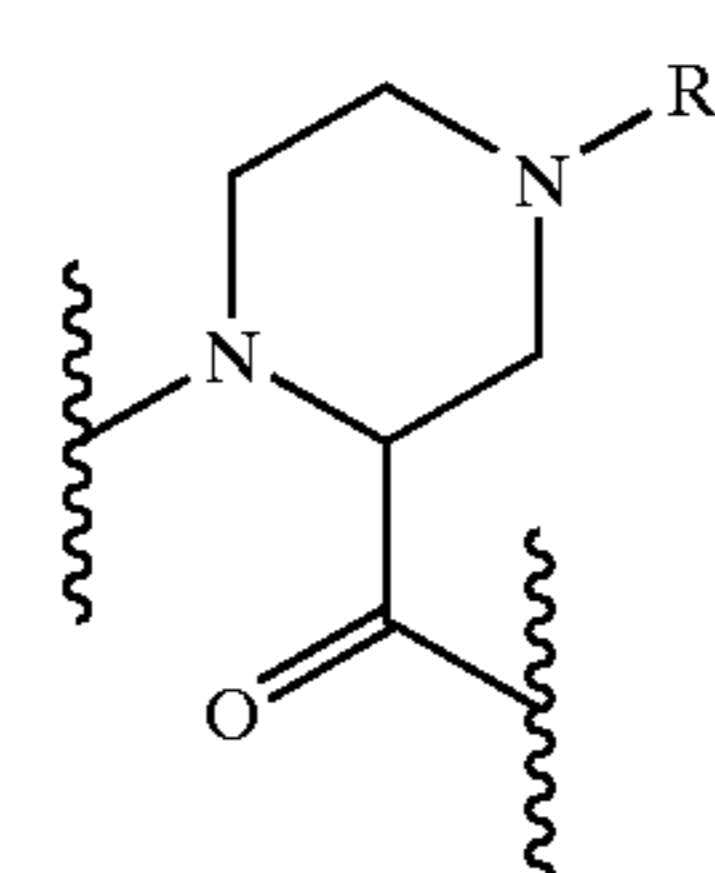
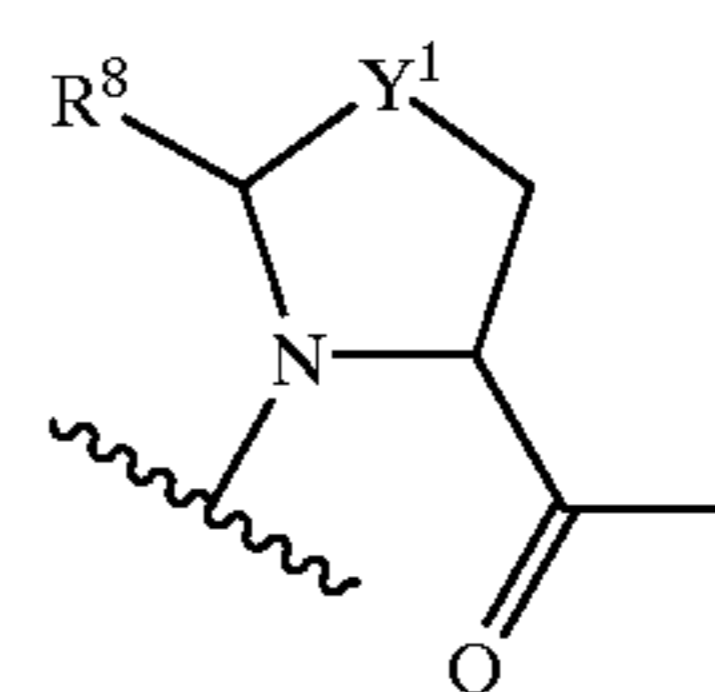
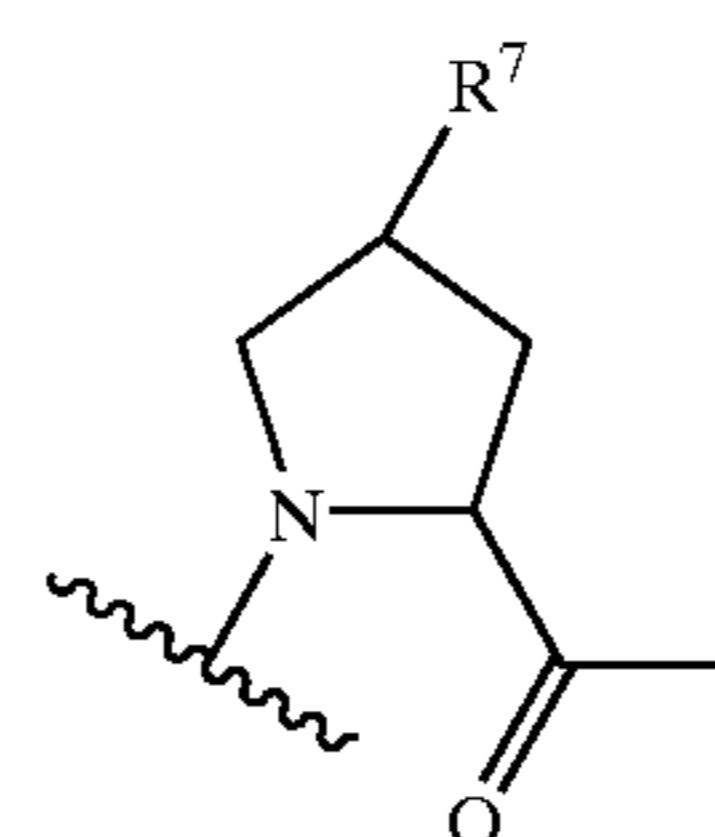
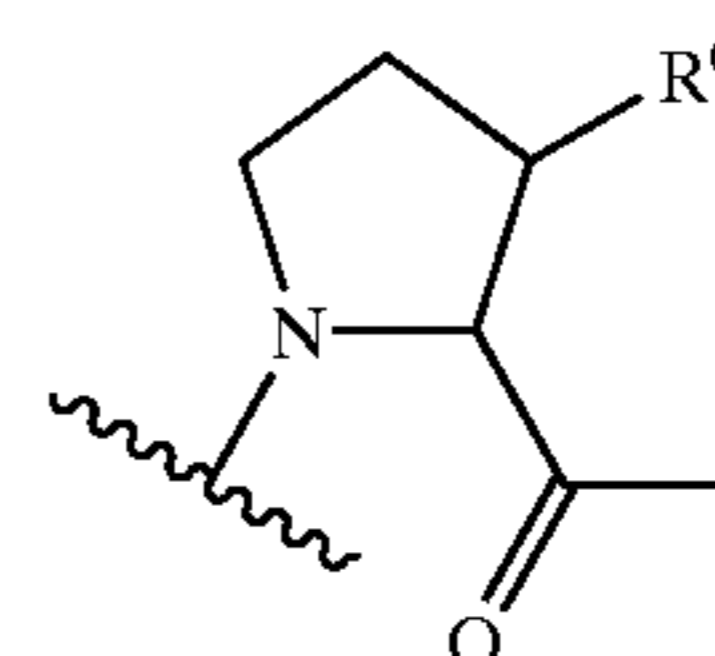
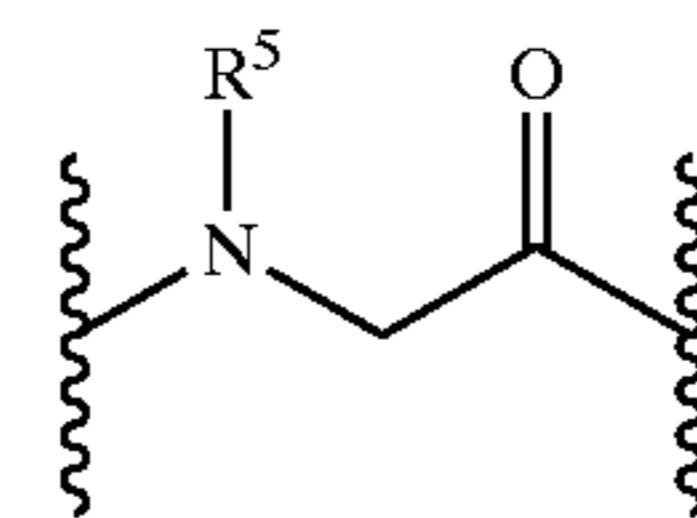
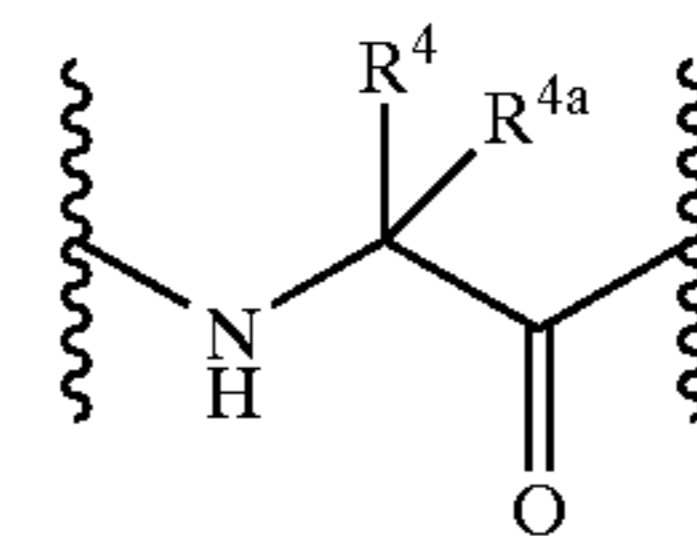
R¹ is phenyl, substituted phenyl, naphthyl, substituted naphthyl, heteroaryl, or substituted heteroaryl;

R² is hydrogen, alkyl, cycloalkyl, phenyl, substituted phenyl, (CH₂)_pCO₂R³, (CH₂)_mNH₂, (CH₂)_mNHCOR¹⁰, (CH₂)_mN(C=NH)NH₂, (CH₂)_pOR¹¹, (CH₂)_pSR¹², (CH₂)_mcycloalkyl, (CH₂)_mphenyl, (CH₂)_m(substituted phenyl), (CH₂)_m(1 or 2-naphthyl), or (CH₂)_mheteroaryl, wherein heteroaryl includes (but is not limited to) substituted or unsubstituted pyridyl, thienyl, furyl, thiazolyl, imidazolyl, pyrazolyl, isoxazolyl, pyrazinyl, pyrimidyl, triazinyl, tetrazolyl, and indolyl;

X is CH₂, C=O, O, S, NH, C=ONH or CH₂OC=ONH;

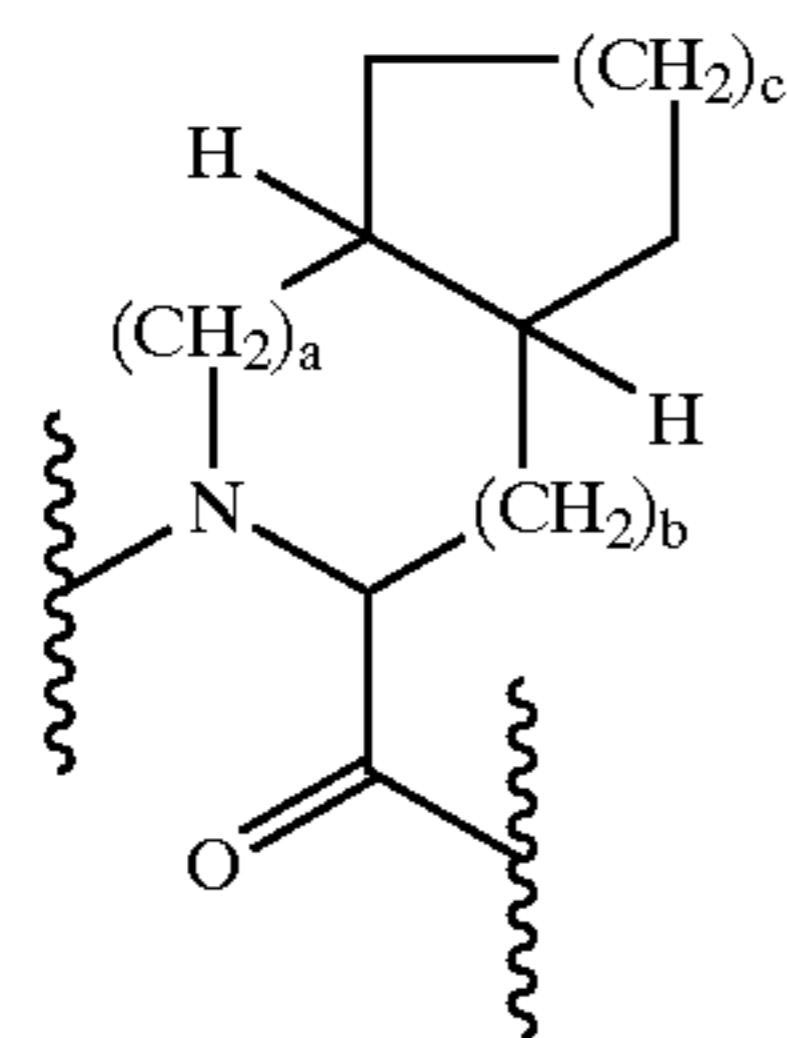
4

A is a natural or unnatural amino acid of Formula IIa-i:

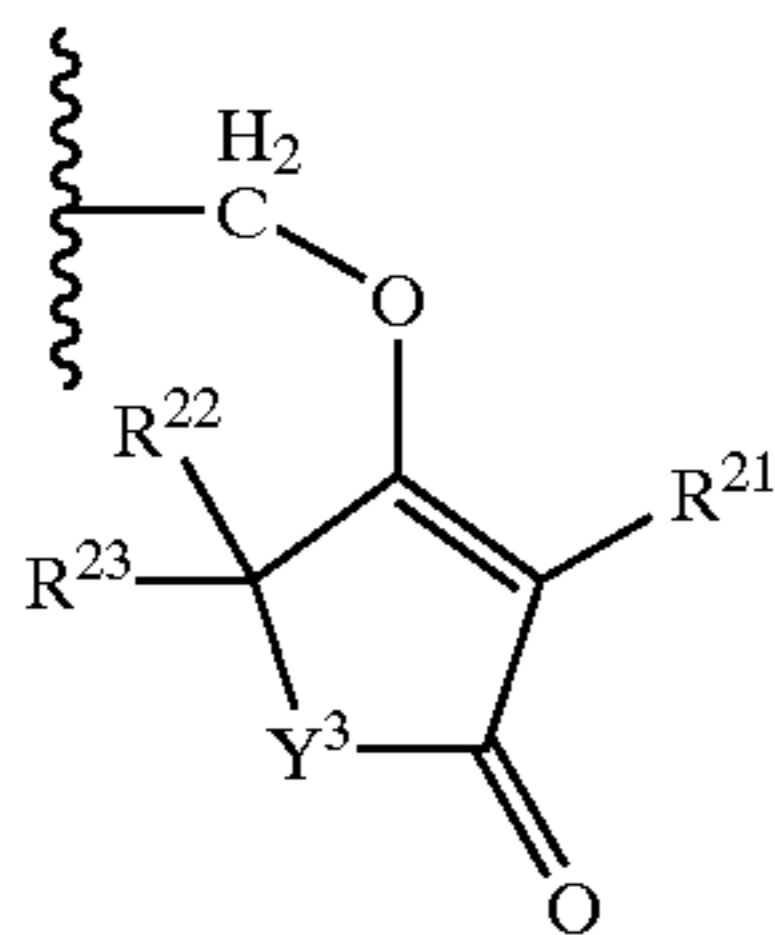
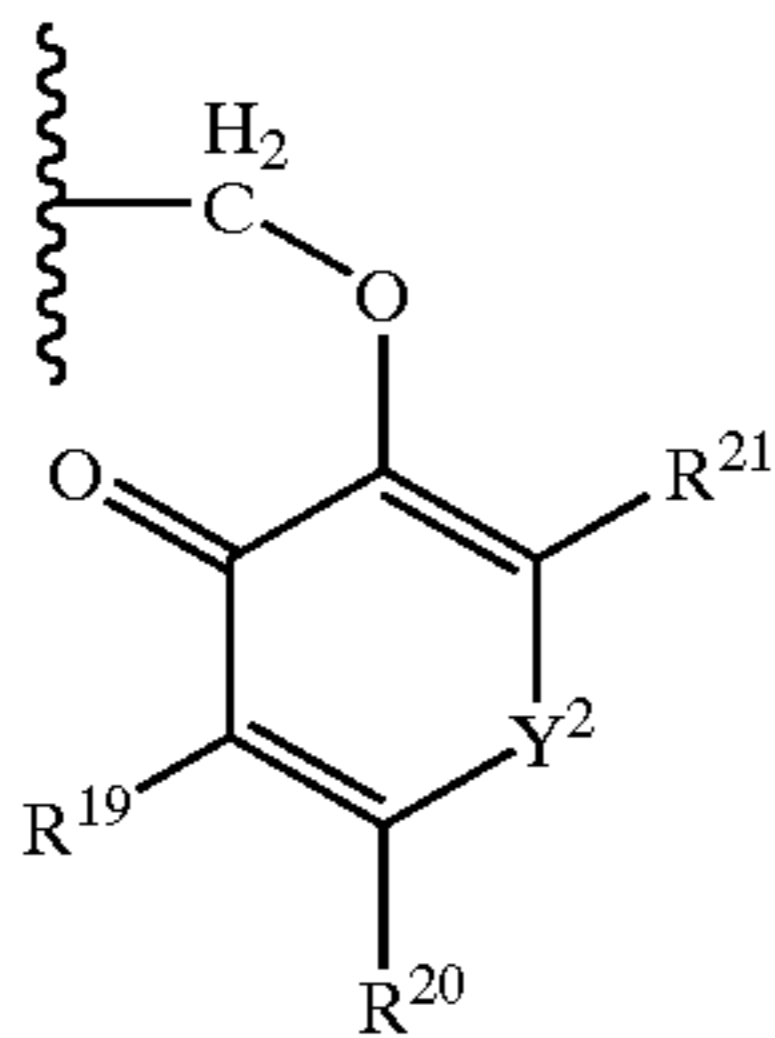
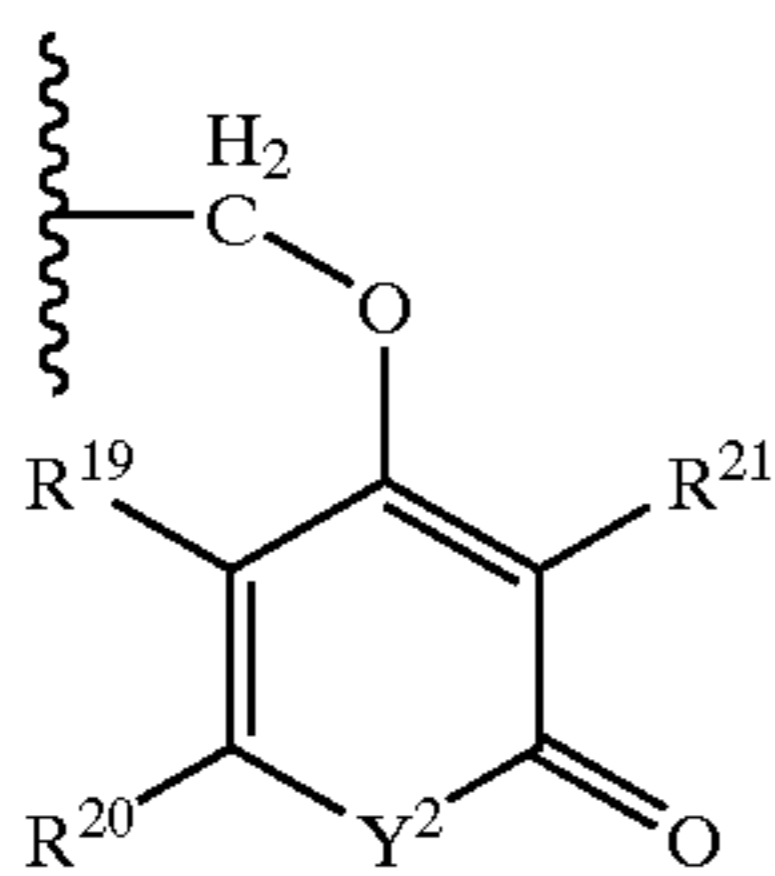


5

-continued



B is a hydrogen atom, a deuterium atom, C₁₋₁₀ straight chain or branched alkyl, cycloalkyl, phenyl, substituted phenyl, naphthyl, substituted naphthyl, 2-benzoxazolyl, substituted 2-oxazolyl, (CH₂)_m cycloalkyl, (CH₂)_mphenyl, (CH₂)_m(substituted phenyl), (CH₂)_m(1 or 2-naphthyl), (CH₂)_mheteroaryl, halomethyl, CO₂R¹³, CONR¹⁴R¹⁵, CH₂ZR¹⁶, CH₂OCO(aryl), CH₂OCO(substituted aryl), CH₂OCO(heteroaryl), CH₂OCO(substituted heteroaryl), or CH₂OPO(R¹⁷)R¹⁸, where Z is an oxygen or a sulfur atom, or B is a group of the Formula IIIa-c:



and wherein

R^a and R^b are the same or different and independently hydrogen, alkyl, cycloalkyl, (cycloalkyl)alkyl, phenyl, substituted phenyl, phenylalkyl, substituted phenylalkyl, naphthyl, substituted naphthyl, (1 or 2 naphthyl)alkyl, substituted (1 or 2 naphthyl)alkyl, heteroaryl, substituted heteroaryl, (heteroaryl)alkyl, or substituted (heteroaryl)alkyl, with the proviso that R^a and R^b cannot both be hydrogen;

R^c is alkyl, cycloalkyl, (cycloalkyl)alkyl, phenyl, substituted phenyl, phenylalkyl, substituted phenylalkyl, naphthyl, substituted naphthyl, (1 or 2 naphthyl)alkyl, substituted (1 or 2 naphthyl)alkyl, heteroaryl, substi-

6

tuted heteroaryl, (heteroaryl)alkyl, or substituted (heteroaryl)alkyl;

R³ is hydrogen, alkyl, cycloalkyl, (cycloalkyl)alkyl, phenylalkyl, or substituted phenylalkyl;

R⁴ is alkyl, cycloalkyl, phenyl, substituted phenyl, (CH₂)_m NH₂, (CH₂)_mNHCOR¹⁰, (CH₂)_mN(C=NH)NH₂, (CH₂)_pCO₂R³, (CH₂)_pOR¹¹, (CH₂)_pSR¹², (CH₂)_m Cycloalkyl, (CH₂)_mphenyl, (CH₂)_m(substituted phenyl), (CH₂)_m(1 or 2-naphthyl), or (CH₂)_mheteroaryl, wherein heteroaryl includes (but is not limited to) pyridyl, thienyl, furyl, thiazolyl, imidazolyl, pyrazolyl, isoxazolyl, pyrazinyl, pyrimidyl, triazinyl, tetrazolyl, and indolyl,

R^{4a} is hydrogen or methyl, or

R⁴ and R^{4a} taken together are —(CH₂)_d— where d is an integer from 2 to 6;

R⁵ is phenyl, substituted phenyl, (CH₂)_pphenyl, (CH₂)_p(substituted phenyl), cycloalkyl, or benzofused cycloalkyl;

R⁶ is hydrogen, alkyl, cycloalkyl, phenyl, substituted phenyl, (CH₂)_mcycloalkyl, (CH₂)_mphenyl, (CH₂)_m(substituted phenyl), or (CH₂)_m(1 or 2-naphthyl);

R⁷ is hydrogen, fluorine, oxo (i.e., =O), alkyl, cycloalkyl, phenyl, substituted phenyl, naphthyl, (CH₂)_mcycloalkyl, (CH₂)_mphenyl, (CH₂)_m(substituted phenyl), (CH₂)_m(1 or 2-naphthyl), OR¹¹, SR¹², or NHCOR¹⁰;

R⁸ is hydrogen, oxo, alkyl, cycloalkyl, phenyl, substituted phenyl, naphthyl, (CH₂)_mcycloalkyl, (CH₂)_mphenyl, (CH₂)_m(substituted phenyl), or (CH₂)_m(1 or 2-naphthyl);

R⁹ is alkyl, cycloalkyl, (CH₂)_mcycloalkyl, (CH₂)_mphenyl, (CH₂)_m(substituted phenyl), (CH₂)_m(1 or 2-naphthyl), or COR¹⁰;

R¹⁰ is hydrogen, alkyl, cycloalkyl, phenyl, substituted phenyl, naphthyl, (CH₂)_mcycloalkyl, (CH₂)_mphenyl, (CH₂)_m(substituted phenyl), (CH₂)_m(1 or 2-naphthyl), OR¹³, or NR¹⁴R¹⁵;

R¹¹ is hydrogen, alkyl, cycloalkyl, phenyl, substituted phenyl, naphthyl, (CH₂)_mcycloalkyl, (CH₂)_mphenyl, (CH₂)_m(substituted phenyl), or (CH₂)_m(1 or 2-naphthyl);

R¹² is alkyl, cycloalkyl, phenyl, substituted phenyl, naphthyl, (CH₂)_mcycloalkyl, (CH₂)_mphenyl, (CH₂)_m(substituted phenyl), or (CH₂)_m(1 or 2-naphthyl);

R¹³ is alkyl, cycloalkyl, (CH₂)_mcycloalkyl, (CH₂)_mphenyl, (CH₂)_m(substituted phenyl), or (CH₂)_m(1 or 2-naphthyl);

R¹⁴ is hydrogen, alkyl, cycloalkyl, phenyl, substituted phenyl, naphthyl, substituted naphthyl, (CH₂)_mcycloalkyl, (CH₂)_mphenyl, (CH₂)_m(substituted phenyl), or (CH₂)_m(1 or 2-naphthyl);

R¹⁵ is hydrogen or alkyl; or

R¹⁴ and R¹⁵ taken together form a five, six or seven membered carbocyclic or heterocyclic ring, such as morpholine or N-substituted piperazine;

R¹⁶ is phenyl, substituted phenyl, naphthyl, substituted naphthyl, heteroaryl, (CH₂)_mphenyl, (CH₂)_m(substituted phenyl), (CH₂)_m(1 or 2-naphthyl), or (CH₂)_mheteroaryl;

R¹⁷ and R¹⁸ are independently alkyl, cycloalkyl, phenyl, substituted phenyl, naphthyl, or phenylalkyl, substituted phenylalkyl, or (cycloalkyl)alkyl;

R¹⁹ and R²⁰ are independently hydrogen, alkyl, phenyl, substituted phenyl, (CH₂)_mphenyl, or (CH₂)_m

(substituted phenyl), or R¹⁹ and R²⁰ taken together are —(CH=CH)₂—;

R²¹ hydrogen, alkyl, phenyl, substituted phenyl, (CH₂)_m, phenyl, (CH₂)_m(substituted phenyl);

R²², R²³ and R²⁴ are independently hydrogen or alkyl;

Y¹ is CH₂, (CH₂)₂, (CH₂)₃, or S;

Y² is O or NR²⁴;

Y³ is CH₂, O, or NR²⁴;

a is 0 or 1 and b is 1 or 2, provided that when a is 1 then b is 1;

c is 1 or 2, provided that when c is 1 then a is 0 and b is 1;

m is 1,2,3 or 4; and

p is 1 or 2;

or a pharmaceutically acceptable salt thereof.

As used herein, the term “alkyl” means a straight or branched C₁ to C₈ carbon chain such as methyl, ethyl, tert-butyl, iso-propyl, n-octyl, and the like. The term “lower alkyl” means a straight or branched C₁ to C₆ carbon chain, such as methyl, ethyl, iso-propyl, and the like.

The term “cycloalkyl” means a mono-, bi-, or tricyclic ring that is either fully saturated or partially unsaturated. Examples of such a ring include cyclopropyl, cyclobutyl, cyclopentyl, cyclohexyl, cycloheptyl, adamantyl, cyclooctyl, cis- or trans decalin bicyclo[2.2.1]hept-2-ene, cyclohex-1-enyl, cyclopent-1-enyl, 1,4-cyclooctadienyl, and the like.

The term “(cycloalkyl)alkyl” means the above-defined alkyl group substituted with one of the above cycloalkyl rings. Examples of such a group include (cyclohexyl) methyl, 3-(cyclopropyl)-n-propyl, 5-(cyclopentyl)hexyl, 6-(adamantyl)hexyl, and the like.

The term “substituted phenyl” specifies a phenyl group substituted with one or more substituents chosen from halogen, hydroxy, protected hydroxy, cyano, nitro, trifluoromethyl, alkyl, alkoxy, acyl, acyloxy, carboxy, protected carboxy, carboxymethyl, protected carboxymethyl, hydroxymethyl, protected hydroxymethyl, amino, protected amino, (monosubstituted) amino, protected (monosubstituted) amino, (disubstituted) amino, carboxamide, protected carboxamide, N-(lower alkyl) carboxamide, protected N-(lower alkyl)carboxamide, N,N-di(lower alkyl)carboxamide, N-((lower alkyl)sulfonyl) amino, N-(phenylsulfonyl) amino or by a substituted or unsubstituted phenyl group, such that in the latter case a biphenyl or naphthyl group results, or wherein two adjacent alkyl substituents on the phenyl ring taken together from a cycloalkyl to yield, for example, tetrahydronaphthyl or indanyl.

Examples of the term “substituted phenyl” includes a mono-, di-, tri-, tetra- or penta(halo)phenyl group such as 2-, 3- or 4-chlorophenyl, 2,6-dichlorophenyl, 2,5-dichlorophenyl, 3,4-dichlorophenyl, 2-,3- or 4-bromophenyl, 3,4-dibromophenyl, 3-chloro-4-fluorophenyl, 2-, 3- or 4-fluorophenyl, 2,4,6-trifluorophenyl, 2,3,5,6-tetrafluorophenyl, 2,3,4,5-tetrafluorophenyl, 2,3,4,5,6-pentafluorophenyl, and the like; a mono or di(hydroxy) phenyl group such as 2-, 3-, or 4-hydroxyphenyl, 2,4-dihydroxyphenyl, the protected-hydroxy derivatives thereof and the like; a nitrophenyl group such as 2-, 3-, or 4-nitrophenyl; a cyanophenyl group, for example, 2-,3- or 4-cyanophenyl; a mono- or di(alkyl)phenyl group such as 2-, 3-, or 4-methylphenyl, 2,4-dimethylphenyl, 2-, 3- or 4-(iso-propyl)phenyl, 2-, 3-, or 4-ethylphenyl, 2-, 3- or 4-(n-propyl)phenyl and the like; a mono or di(alkoxy)phenyl group, for example, 2,6-dimethoxyphenyl, 2-, 3- or 4-(iso-

propoxy)phenyl, 2-, 3- or 4-(t-butoxy)phenyl, 3-ethoxy-4-methoxyphenyl and the like; 2-, 3- or 4-trifluoromethylphenyl; a mono- or dicarboxyphenyl or (protected carboxy)phenyl group such as 2-, 3- or 4-carboxyphenyl or 2,4-di(protected carboxy)phenyl; a mono- or di(hydroxymethyl)phenyl or (protected hydroxymethyl)phenyl such as 2-, 3- or 4-(protected hydroxymethyl)phenyl or 3,4-di(hydroxymethyl)phenyl; a mono- or di(aminomethyl)phenyl or (protected aminomethyl)phenyl such as 2-, 3- or 4-(aminomethyl) phenyl or 2,4-(protected aminomethyl)phenyl; or a mono- or di(N-(methylsulfonylamino))phenyl such as 2, 3 or 4-(N-(methylsulfonylamino))phenyl. Also, the term “substituted phenyl” represents disubstituted phenyl groups wherein the substituents are different, for example, 3-methyl-4-hydroxyphenyl, 3-chloro-4-hydroxyphenyl, 2-methoxy-4-bromophenyl, 4-ethyl-2-hydroxyphenyl, 3-hydroxy-4-nitrophenyl, 2-hydroxy-4-chlorophenyl, and the like.

The term “phenylalkyl” means one of the above phenyl groups attached to one of the above-described alkyl groups, and the term “substituted phenylalkyl” means that either the phenyl or the alkyl, or both, are substituted with one or more of the above-identified substituents. Examples of such groups include 2-phenyl-1-chloroethyl, 2-(4'-methoxyphenyl)ethyl, 4-(2', 6'-dihydroxy phenyl)n-hexyl, 2-(5'-cyano-3'-methoxyphenyl)n-pentyl, 3-(2', 6'-dimethylphenyl)n-propyl, 4-chloro-3-aminobenzyl, 6-(4'-methoxyphenyl)-3-carboxy(n-hexyl), 5-(4'-aminomethylphenyl)-3-(aminomethyl)n-pentyl, 5-phenyl-3-oxo-n-pent-1-yl, (4-hydroxynaph-2-yl)methyl, and the like.

The term “substituted naphthyl” means a naphthyl group substituted with one or more of the above-identified substituents, and the term “(1 or 2 naphthyl)alkyl” means a naphthyl attached to one of the above-described alkyl groups at the 1 or 2 position.

The terms “halo” and “halogen” refer to the fluoro, chloro, bromo or iodo groups. These terms may also be used to describe one or more halogens, which are the same or different. Preferred halogens in the context of this invention are chloro and fluoro.

The term “aryl” refers to aromatic five and six membered carbocyclic rings. Six membered rings are preferred.

The term “heteroaryl” denotes optionally substituted aromatic five-membered or six-membered heterocyclic rings that have 1 to 4 heteroatoms, such as oxygen, sulfur and/or nitrogen atoms, in particular nitrogen, either alone or in conjunction with sulfur or oxygen ring atoms.

The following ring systems are representative examples of the heterocyclic radicals denoted by the term “heteroaryl” (whether substituted or unsubstituted): thienyl, furyl, pyrrolyl, pyrrolidinyl, imidazolyl, isoxazolyl, triazolyl, thiadiazolyl, oxadiazolyl, tetrazolyl, thiazotriazolyl, oxatriazolyl, pyridyl, pyrimidyl, pyrazinyl, pyridazinyl, oxazinyl, triazinyl, thiadiazinyl tetrazolo, 1,5-[b]pyridazinyl and purinyl, as well as benzo-fused derivatives, for example, benzoxazolyl, benzothiazolyl, benzimidazolyl and indolyl.

Substituents for the above optionally substituted heteroaryl rings are from one to three halo, trihalomethyl, amino, protected amino, amino salts, mono-substituted amino, di-substituted amino, carboxy, protected carboxy, carboxylate salts, hydroxy, protected hydroxy, salts of a hydroxy group, lower alkoxy, lower alkylthio, lower alkyl, substituted alkyl, cycloalkyl, substituted cycloalkyl, (cycloalkyl)alkyl, substituted (cycloalkyl)alkyl, phenyl, substituted phenyl, phenylalkyl, and substituted phenylalkyl groups.

Substituents for the heteroaryl group are as defined above, or as set forth below. As used in conjunction with the above

substituents for heteroaryl rings, "trihalomethyl" can be trifluoromethyl, trichloromethyl, tribromomethyl or triiodomethyl, "lower alkoxy" means a C₁ to C₄ alkoxy group, similarly, "lower alkylthio" means a C₁ to C₄ alkylthio group. The term "substituted lower alkyl" means the above-defined lower alkyl group substituted from one to three times by a hydroxy, protected hydroxy, amino, protected amino, cyano, halo, trifluoromethyl, mono-substituted amino, di-substituted amino, lower alkoxy, lower alkylthio, carboxy, protected carboxy, or a carboxy, amino, and/or hydroxy salt.

As used in conjunction with the substituents for the heteroaryl rings, the terms "substituted (cycloalkyl)alkyl" and "substituted cycloalkyl" are as defined above substituted with the same groups as listed for a "substituted alkyl" group. The term "(monosubstituted)amino" refers to an amino group with one substituent chosen from the group consisting of phenyl, substituted phenyl, alkyl, substituted alkyl, C₁ to C₇ acyl, C₂ to C₇ alkenyl, C₂ to C₇ substituted alkenyl, C₂ to C₇ alkynyl, C₇ to C₁₆ alkylaryl, C₇ to C₁₆ substituted alkylaryl and heteroaryl group. The (monosubstituted)amino can additionally have an amino-protecting group as encompassed by the term "protected (monosubstituted)amino." The term "(disubstituted)amino" refers to amino groups with two substituents chosen from the group consisting of phenyl, substituted phenyl, alkyl, substituted alkyl, C₁ to C₇ acyl, C₂ to C₇ alkenyl, C₂ to C₇ alkynyl, C₇ to C₁₆ alkylaryl, C₇ to C₁₆ substituted alkylaryl and heteroaryl. The two substituents can be the same or different. The term "heteroaryl(alkyl)" denotes an alkyl group as defined above, substituted at any position by a heteroaryl group, as above defined.

Furthermore, the above optionally substituted five-membered or six-membered heterocyclic rings can optionally be fused to a aromatic 5-membered or 6-membered aryl or heteroaryl ring system. For example, the rings can be optionally fused to an aromatic 5-membered or 6-membered ring system such as a pyridine or a triazole system, and preferably to a benzene ring.

The term "pharmaceutically-acceptable salt" encompasses those salts that form with the carboxylate anions and includes salts formed with the organic and inorganic cations such as those chosen from the alkali and alkaline earth metals, (for example, lithium, sodium, potassium, magnesium, barium and calcium); and ammonium ion; and the organic cations (for example, dibenzylammonium, benzylammonium, 2-hydroxyethylammonium, bis(2-hydroxyethyl)ammonium, phenylethylbenzylammonium, dibenzylethylenediammonium, and like cations.) Other cations encompassed by the above term include the protonated form of procaine, quinine and N-methylglucosamine, the protonated forms of basic amino acids such as glycine, ornithine, histidine, phenylglycine, lysine, and arginine. Furthermore, any zwitterionic form of the instant compounds formed by a carboxylic acid and an amino group is referred to by this term. A preferred cation for the carboxylate anion is the sodium cation. Furthermore, the term includes salts that form by standard acid-base reactions with basic groups (such as amino groups) and includes organic or inorganic acids. Such acids include hydrochloric, sulfuric, phosphoric, acetic, succinic, citric, lactic, maleic, fumaric, palmitic, cholic, pamoic, mucic, D-glutamic, D-camphoric, glutaric, phthalic, tartaric, lauric, stearic, salicylic, methanesulfonic, benzenesulfonic, sorbic, picric, benzoic, cinnamic, and the like acids.

The compounds of Formula I may also exist as solvates and hydrates. Thus, these compounds may crystallize with,

for example, waters of hydration, or one, a number of, or any fraction thereof of molecules of the mother liquor solvent. The solvates and hydrates of such compounds are included within the scope of this invention.

The term "carboxy-protecting group" as used herein refers to one of the ester derivatives of the carboxylic acid group commonly employed to block or protect the carboxylic acid group while reactions are carried out on other functional groups on the compound. Examples of such carboxylic acid protecting groups include t-butyl, 4-nitrobenzyl, 4-methoxybenzyl, 3,4-dimethoxybenzyl, 2,4-dimethoxybenzyl, 2,4,6-trimethoxybenzyl, 2,4,6-trimethylbenzyl, pentamethylbenzyl, 3,4-methylenedioxybenzyl, benzhydryl, 4,4'-dimethoxytrityl, 4,4', 4"-trimethoxytrityl, 2-phenylpropyl, trimethylsilyl, t-butyl dimethylsilyl, phenacyl, 2,2,2-trichloroethyl, β -(trimethylsilyl)ethyl, β -(di(n-butyl)methylsilyl)ethyl, p-toluenesulfonyl ethyl, 4-nitrobenzylsulfonyl ethyl, allyl, cinnamyl, 1-(trimethylsilylmethyl)-propenyl and like moieties. The species of carboxy-protecting group employed is not critical so long as the derivatized carboxylic acid is stable to the conditions of subsequent reaction(s) and can be removed at the appropriate point without disrupting the remainder of the molecule. Further examples of these groups are found in C. B. Reese and E. Haslam, "Protective Groups in Organic Chemistry," J. G. W. McOmie, Ed., Plenum Press, New York, N.Y., 1973, Chapter 5, respectively, and T. W. Greene and P. G. M. Wuts, "Protective Groups in Organic Synthesis," 2nd ed., John Wiley and Sons, New York, N.Y., 1991, Chapter 5, each of which is incorporated herein by reference. A related term is "protected carboxy," which refers to a carboxy group substituted with one of the above carboxy-protecting groups.

The term "hydroxy-protecting group" refers to readily cleavable groups bonded to hydroxyl groups, such as the tetrahydropyranyl, 2-methoxyprop-2-yl, 1-ethoxyeth-1-yl, methoxymethyl, β -methoxyethoxymethyl, methylthiomethyl, t-butyl, t-amyl, trityl, 4-methoxytrityl, 4,4'-dimethoxytrityl, 4,4',4"-trimethoxytrityl, benzyl, allyl, trimethylsilyl, (t-butyl)dimethylsilyl, 2,2,2-trichloroethoxycarbonyl, and the like.

Further examples of hydroxy-protecting groups are described by C. B. Reese and E. Haslam, "Protective Groups in Organic Chemistry," J. G. W. McOmie, Ed., Plenum Press, New York, N.Y., 1973, Chapters 3 and 4, respectively, and T. W. Greene and P. G. M. Wuts, "Protective Groups in Organic Synthesis," Second Edition, John Wiley and Sons, New York, N.Y., 1991, Chapters 2 and 3. A preferred hydroxy-protecting group is the tert-butyl group. The related term "protected hydroxy" denotes a hydroxy group bonded to one of the above hydroxy-protecting groups.

The term "amino-protecting group" as used herein refers to substituents of the amino group commonly employed to block or protect the amino functionality while reacting other functional groups of the molecule. The term "protected (monosubstituted)amino" means there is an amino-protecting group on the monosubstituted amino nitrogen atom.

Examples of such amino-protecting groups include the formyl ("For") group, the trityl group, the phthalimido group, the trichloroacetyl group, the trifluoroacetyl group, the chloroacetyl, bromoacetyl, and iodoacetyl groups, urethane-type protecting groups, such as t-butoxycarbonyl ("Boc"), 2-(4-biphenyl)propyl-2-oxycarbonyl ("Bpoc"), 2-phenylpropyl-2-oxycarbonyl ("Poc"), 2-(4-xenyl)isopropoxycarbonyl, 1,1-diphenylethyl-1-oxycarbonyl, 1,1-diphenylpropyl-1-oxycarbonyl, 2-(3,5-dimethoxyphenyl)

propyl-2-oxycarbonyl ("Ddz"), 2-(p-toluy)propyl-2-oxycarbonyl, cyclopentanyloxycarbonyl, 1-methylcyclopentanyl-oxycarbonyl, cyclohexanyloxycarbonyl, 1-methyl-cyclohexanyloxycarbonyl, 2-methylcyclohexanyl-oxycarbonyl, 2-(4-toluy)sulfonyl ethoxycarbonyl, 2-(methylsulfonyl)ethoxycarbonyl, 2-(triphenylphosphino)-ethoxycarbonyl, 9-fluorenylmethoxycarbonyl ("Fmoc"), 2-(trimethylsilyl)ethoxycarbonyl, allyloxycarbonyl, 1-(trimethylsilylmethyl)prop-1-enyloxycarbonyl, 5-benzisoxalylmethoxycarbonyl, 4-acetoxylbenzyl-oxycarbonyl, 2,2,2-trichloroethoxycarbonyl, 2-ethynyl-2-propoxycarbonyl, cyclopropylmethoxycarbonyl, isobornyloxycarbonyl, 1-piperidyloxycarbonyl, benzyloxycarbonyl ("Cbz"), 4-phenylbenzyloxycarbonyl, 2-methylbenzyloxycarbonyl, α -2,4,5,-tetramethylbenzyl-oxycarbonyl ("Tmz"), 4-methoxybenzyloxycarbonyl, 4-fluorobenzyloxycarbonyl, 4-chlorobenzyloxycarbonyl, 3-chlorobenzyloxycarbonyl, 2-chlorobenzyloxycarbonyl, 2,4-dichlorobenzyloxycarbonyl, 4-bromobenzyloxycarbonyl, 3-bromobenzyloxycarbonyl, 4-nitrobenzyloxycarbonyl, 4-cyanobenzyloxycarbonyl, 4-(decyloxy)benzyloxycarbonyl and the like; the benzoylmethylsulfonyl group, the 2,2,5,7,8-pentamethylchroman-6-sulfonyl group ("PMC"), the dithiasuccinoyl ("Dts") group, the 2-(nitro)phenyl-sulfonyl group ("Nps"), the diphenylphosphine oxide group, and like amino-protecting groups. The species of amino-protecting group employed is not critical so long as the derivatized amino group is stable to the conditions of the subsequent reaction(s) and can be removed at the appropriate point without disrupting the remainder of the molecule. Preferred amino-protecting groups are Boc, Cbz and Fmoc. Further examples of amino-protecting groups embraced by the above term are well known in organic synthesis and the peptide art and are described by, for example, T. W. Greene and P. G. M. Wuts, "Protective Groups in Organic Synthesis," 2nd ed., John Wiley and Sons, New York, N.Y., 1991, Chapter 7, M. Bodanzsky, "Principles of Peptide Synthesis," 1st and 2nd revised Ed., Springer-Verlag, New York, N.Y., 1984 and 1993, and J. M. Stewart and J. D. Young, "Solid Phase Peptide Synthesis," 2nd Ed., Pierce Chemical Co., Rockford, Ill., 1984, E. Atherton and R. C. Shephard, "Solid Phase Peptide Synthesis—A Practical Approach" IRL Press, Oxford, England (1989), each of which is incorporated herein by reference. The related term "protected amino" defines an amino group substituted with an amino-protecting group discussed above.

The terms "natural and unnatural amino acid" refers to both the naturally occurring amino acids and other non-proteinogenic α -amino acids commonly utilized by those in the peptide chemistry arts when preparing synthetic analogues of naturally occurring peptides, including D and L forms. The naturally occurring amino acids are glycine, alanine, valine, leucine, isoleucine, serine, methionine, threonine, phenylalanine, tyrosine, tryptophan, cysteine, proline, histidine, aspartic acid, asparagine, glutamic acid, glutamine, γ -carboxyglutamic acid, arginine, ornithine and lysine. Examples of unnatural alpha-amino acids include hydroxylysine, citrulline, kynurenine, (4-aminophenyl)alanine, 3-(2'-naphthyl)alanine, 3-(1'-naphthyl)alanine, methionine sulfone, (t-butyl)alanine, (t-butyl)glycine, 4-hydroxyphenyl-glycine, aminoalanine, phenylglycine, vinylalanine, propargyl-gylcine, 1,2,4-triazolo-3-alanine, thyronine, 6-hydroxytryptophan, 5-hydroxytryptophan, 3-hydroxy-kynurenine, 3-aminotyrosine, trifluoromethylalanine, 2-thienylalanine, (2-(4-pyridyl)

ethyl)cysteine, 3,4-dimethoxy-phenylalanine, 3-(2'-thiazolyl)alanine, ibotenic acid, 1-amino-1-cyclopentane-carboxylic acid, 1-amino-1-cyclohexanecarboxylic acid, quisqualic acid, 3-(trifluoromethylphenyl)alanine, (cyclohexyl)glycine, thiohistidine, 3-methoxytyrosine, norleucine, norvaline, alloisoleucine, homoarginine, thioproline, dehydro-proline, hydroxyproline, homoproline, indoline-2-carboxylic acid, 1,2,3,4-tetrahydroisoquinoline-3-carboxylic acid, 1,2,3,4-tetrahydroquinoline-2-carboxylic acid, α -amino-n-butyric acid, cyclohexylalanine, 2-amino-3-phenylbutyric acid, phenylalanine substituted at the ortho, meta, or para position of the phenyl moiety with one or two of the following groups: a (C_1 to C_4)alkyl, a (C_1 to C_4)alkoxy, a halogen or a nitro group, or substituted once with a methylenedioxy group; β -2- and 3-thienylalanine; β -2- and 3-furanylalanine; β -2-, 3- and 4-pyridylalanine; β -(benzothienyl-2- and 3-yl)alanine; β -(1- and 2-naphthyl)alanine; O-alkylated derivatives of serine, threonine or tyrosine; S-alkylated cysteine, S-alkylated homocysteine, the O-sulfate, O-phosphate and O-carboxylate esters of tyrosine; 3-(sulfo)tyrosine, 3-(carboxy)tyrosine, 3-(phospho)tyrosine, the 4-methane-sulfonic acid ester of tyrosine, 4-methanephosphonic acid ester of tyrosine, 3,5-diiodotyrosine, 3-nitrotyrosine, ϵ -alkyllysine, and delta-alkyl ornithine. Any of these α -amino acids may be substituted with a methyl group at the alpha position, a halogen at any position of the aromatic residue on the α -amino side chain, or an appropriate protective group at the O, N, or S atoms of the side chain residues. Appropriate protective groups are discussed above.

The compounds of this invention may be modified by appropriate functionalities to enhance selective biological properties. Such modifications are known in the art and include those which increase biological penetration into a given biological system (e.g., blood, lymphatic system, central nervous system), increase oral availability, increase solubility to allow administration by injection, alter metabolism and alter rate of exertion. In addition, the compounds may be altered to pro-drug form such that the desired compound is created in the body of the patient as the result of the action of metabolic or other biochemical processes on the pro-drug. Some examples of pro-drug forms include ketal, acetal, oxime, and hydrazone forms of compounds which contain ketone or aldehyde groups, especially where they occur in the group donated as "A" in Formula I or the modified aspartic acid residue attached to the group denoted as "A".

With regard to the q and r groups of Formula I, typical embodiments include compounds wherein q is 1 and r is 2. Compounds of this invention with respect to the n, R, R^1 , R^2 and X groups in Formula I include those wherein:

R is lower alkyl (such as methyl);

R^1 is substituted phenyl (such as 2-substituted phenyl), naphthyl, or substituted naphthyl;

R^2 is hydrogen, lower alkyl, $(CH_2)_pCO_2R^3$, $(CH_2)_m$ phenyl, $(CH_2)_m$ (substituted phenyl), $(CH_2)_m$ (1 or 2-naphthyl), or $(CH_2)_m$ tetrazolyl,

where p is 1 or 2, m is 1 or 2;

X is O or NH; and

n is 0 or 1.

Other compounds of this invention with respect to the R^1 , R^2 and X groups in Formula I include those wherein:

R^1 is substituted phenyl, naphthyl, or substituted naphthyl;

R_2 is $(CH_2)_m$ tetrazolyl, where m is 1 or 2; and

X is C=ONH.

13

Compounds of this invention with respect to the A group in Formula I include those of Formula IIa wherein:

R⁴ is lower alkyl, cycloalkyl, phenyl, substituted phenyl, (CH₂)_mNH₂, (CH₂)_mOR¹¹, (CH₂)_pSR¹², (CH₂)_mcycloalkyl, (CH₂)_mphenyl, (CH₂)_m(substituted phenyl), or (CH₂)_m(1 or 2-naphthyl);

R¹¹ is hydrogen, lower alkyl, cycloalkyl, phenyl, substituted phenyl, naphthyl, (CH₂)_mcycloalkyl, (CH₂)_mphenyl, (CH₂)_m(substituted phenyl), or (CH₂)_m(1 or 2-naphthyl);

R¹² is lower alkyl, cycloalkyl, phenyl, substituted phenyl, naphthyl, (CH₂)_mcycloalkyl, (CH₂)_mphenyl, (CH₂)_m(substituted phenyl), or (CH₂)_m(1 or 2-naphthyl); and m is 1,2,3,4 and p is 1 or 2.

Compounds of this invention with respect to the A group in Formula I also include those of Formula IIb wherein:

R⁵ is phenyl, substituted phenyl, (CH₂)_pphenyl, (CH₂)_p(substituted phenyl), cycloalkyl, or 2-indanyl; and p is 1 or 2.

Another group of compounds with respect to the A group in Formula I, include those of Formula IId wherein:

R⁷ is hydrogen, fluorine, cycloalkyl, phenyl, substituted phenyl, naphthyl, (CH₂)_mcycloalkyl, (CH₂)_mphenyl, (CH₂)_m(substituted phenyl), (CH₂)_m(1 or 2-naphthyl), OR¹¹, or SR¹²;

R¹¹ and R¹² are independently cycloalkyl, phenyl, substituted phenyl, naphthyl, (CH₂)_mcycloalkyl, (CH₂)_mphenyl, (CH₂)_m(substituted phenyl), or (CH₂)_m(1 or 2-naphthyl); and

m is 1,2,3 or 4.

A fourth group of compounds with respect to the A group in Formula I include those of Formula IIe wherein:

R⁸ is hydrogen, oxo, cycloalkyl, phenyl, substituted phenyl, or naphthyl; and

Y¹ is CH₂, (CH₂)₂, (CH₂)₃, or S.

14

Another group of compounds with respect to the A group in Formula I include those of Formula IIh wherein:

a is 0 and b is 1 or 2.

Compounds of this invention with respect to the B group in Formula I include those wherein:

B is hydrogen, 2-benzoxazolyl, substituted 2-oxazolyl, CH₂ZR¹⁶, CH₂OCO(aryl), or CH₂OPO(R¹⁷)R¹⁸, where Z is O or S;

R¹⁶ is phenyl, substituted phenyl, naphthyl, substituted naphthyl, heteroaryl, (CH₂)_mphenyl, (CH₂)_m(substituted phenyl), (CH₂)_m(1 or 2-naphthyl), or (CH₂)_mheteroaryl; and

R¹⁷ and R¹⁸ are independently alkyl, cycloalkyl, phenyl, substituted phenyl, naphthyl, phenylalkyl, substituted phenylalkyl and (cycloalkyl)alkyl.

Another group of compounds with respect to the B group in Formula I include those of Formula IIIa-c wherein:

Y² is O or NR²⁴;

Y³ is CH₂, O, or NR²⁴;

R¹⁹ and R²⁰ are independently hydrogen, alkyl, phenyl, or R¹⁹ and R²⁰ taken together are —(CH=CH)₂—;

R²¹ is hydrogen, alkyl, phenyl, substituted phenyl, (CH₂)_mphenyl, or (CH₂)_m(substituted phenyl); and

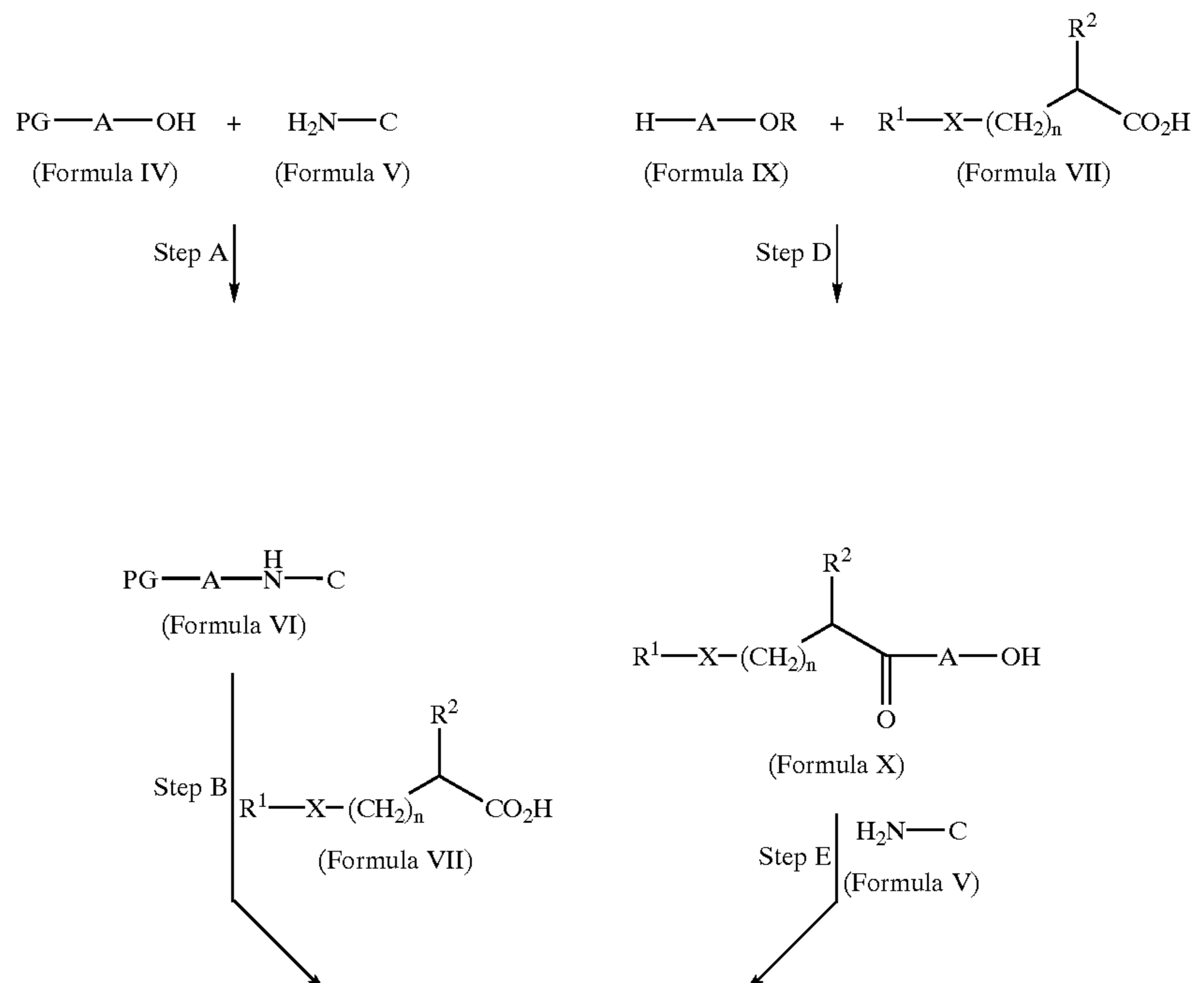
R²², R²³ and R²⁴ are independently hydrogen or alkyl.

The compounds of Formula I may be synthesized using conventional techniques as discussed below.

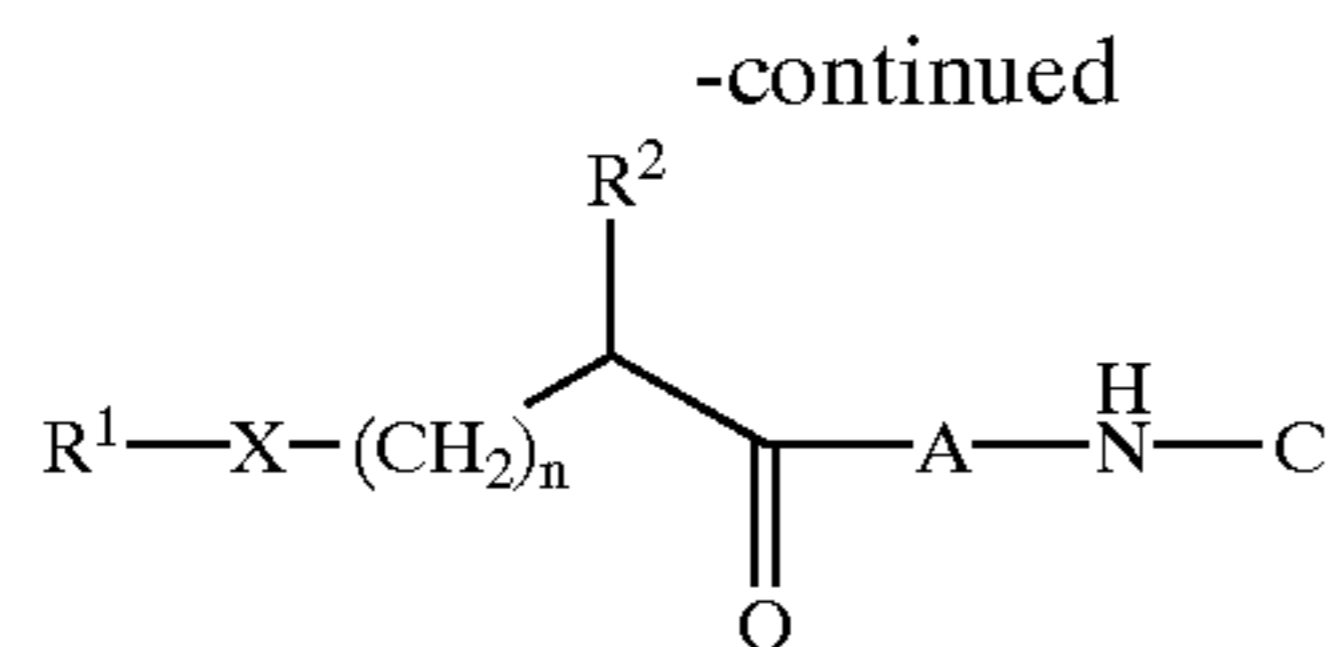
Advantageously, these compounds are conveniently synthesized from readily available starting materials to form a carboxylic acid intermediate as represented in the following Reaction Schemes 1 and 2. To this end, in the following synthetic schemes, q is 1, and corresponding compounds wherein q is 2 may be made in the same manner by employing the corresponding ethylene (—CH₂CH₂—) starting material in place of the methylene (—CH₂—) moiety.

One synthetic route for synthesizing the carboxylic acid intermediate is set forth in the following Scheme 1:

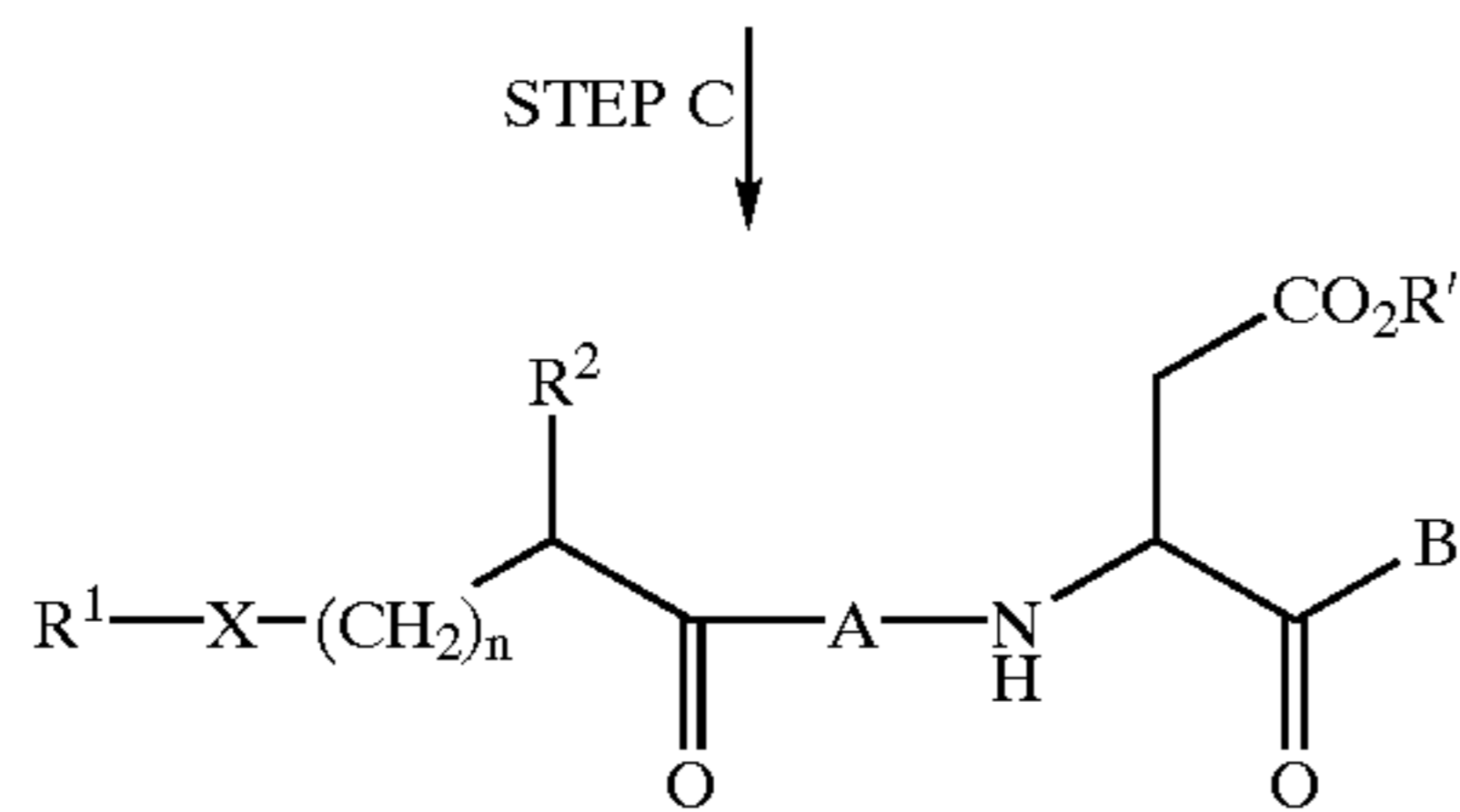
SCHEME 1



15

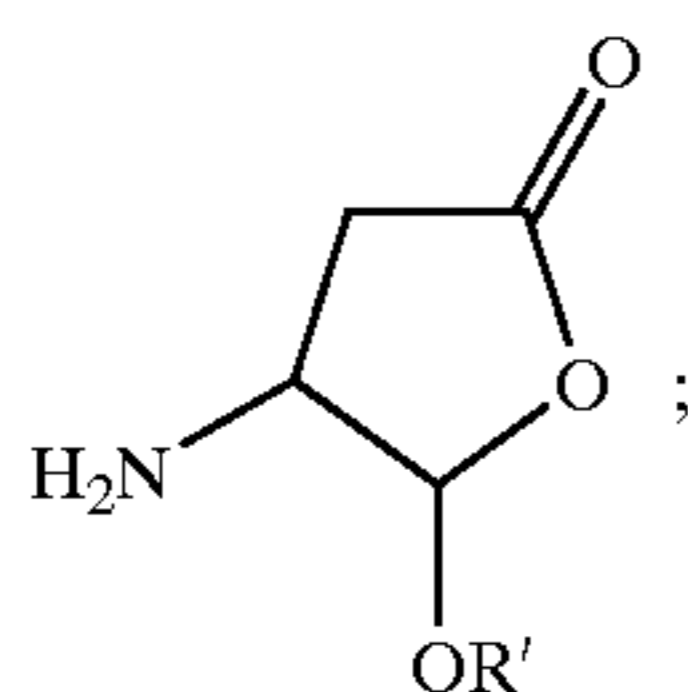


(Formula VIII)

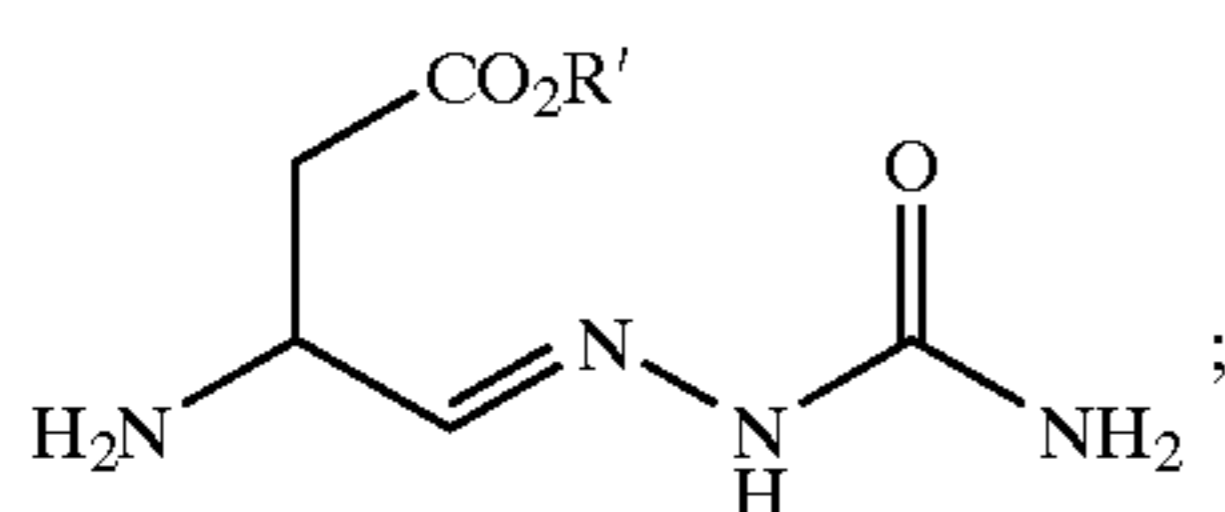


(Formula Ia)

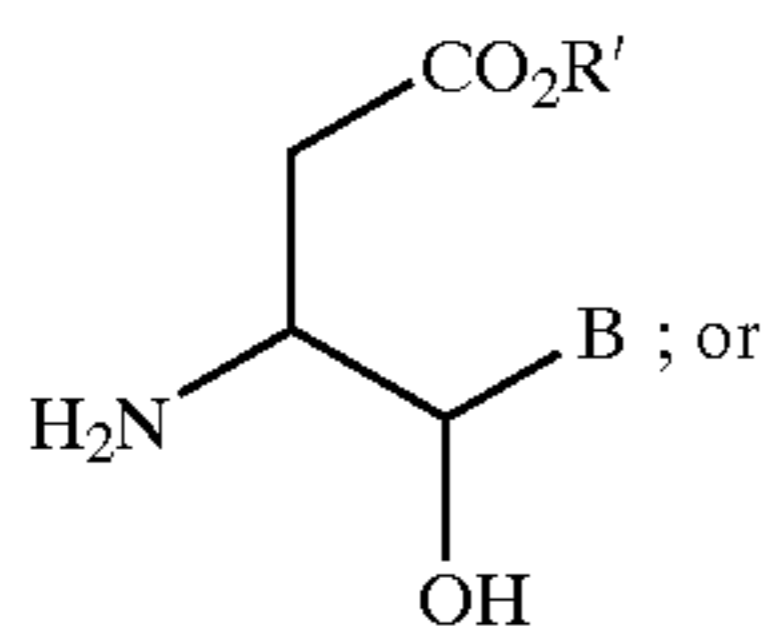
In the above Scheme 1, R' represents hydrogen or a carboxy-protecting group, wherein the carboxy-protecting group is as defined above. "PG" stands for an amino-protecting group, and "A" stands for a natural or unnatural amino acid of Formula IIa through IIIi, as discussed above. In addition, Formula (V) above (i.e., H₂N—C) represents a modified aspartic acid residue of Formulas Va through Vd:



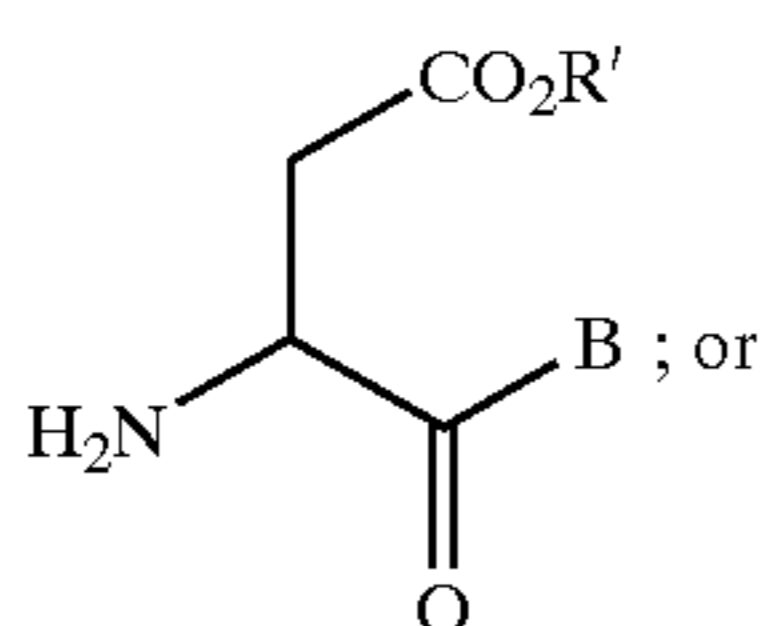
Formul Va



Formula Vb



Formula Vc



Formula Vd

The modified aspartic acids of Formula Va–d can be prepared by methods well known in the art. See, for example, European Patent Application 519,748; PCT Patent Application No. PCT/EP92/02472; PCT Patent Application No. PCT/US91/06595; PCT Patent Application No. PCT/US91/02339; European Patent Application No. 623,592; World Patent Application No. WO 93/09135; PCT Patent Application No. PCT/US94/08868; European Patent Application No. 623,606; European Patent Application No. 618,223; European Patent Application No. 533,226; European Patent Application No. 528,487; European Patent Application No. 618,233; PCT Patent Application No. PCT/EP92/02472; World Patent Application No. WO 93/09135; PCT

16

Patent Application No. PCT/US93/03589; and PCT Patent Application No. PCT/US93/00481, all of which are herein incorporated by reference.

The coupling reactions carried out under Step A are performed in the presence of a standard peptide coupling agent such as the combination of the combination of dicyclohexylcarbodiimide(DCC) and 1-hydroxybenzotriazole(HOBt), as well as the BOP (benzotriazolyl-oxy-tris-(dimethylamino)phosphonium hexafluorophosphate) reagent, pyBOP (benzotriazolyl-oxy-tris(N-pyrrolidinyl)phosphoniumhexafluorophosphate), HBTU (O-benzotriazolyl-tetramethylisouronium-hexafluorophosphate), and EEDQ (1-ethyloxycarbonyl-2-ethyloxy-1,2-dihydroquinoline) reagents, the combination of 1-ethyl(3,3'-dimethyl-1'-aminopropyl)carbodiimide (EDAC) and HOBt, and the like, as discussed in J. Jones, "Amino Acid and Peptide Synthesis," Steven G. Davis ed., Oxford University Press, Oxford, pp. 25–41 (1992); M. Bodanzky, "Principles of Peptide Synthesis," Hafher et al. ed., Springer-Verlag, Berlin Heidelberg, pp. 9–52 and pp. 202–251 (1984); M. Bodanzky, "Peptide Chemistry, A Practical Textbook," Springer-Verlag, Berlin Heidelberg, pp. 55–73 and pp. 129–180; and Stewart and Young, "Solid Phase Peptide Synthesis," Pierce Chemical Company, (1984), all of which are herein incorporated by reference.

The amino protecting group is then removed and the resulting amine is coupled to the (substituted) carboxylic acid of Formula VII (Step B). Again, this coupling reaction uses the standard peptide coupling reactions mentioned above.

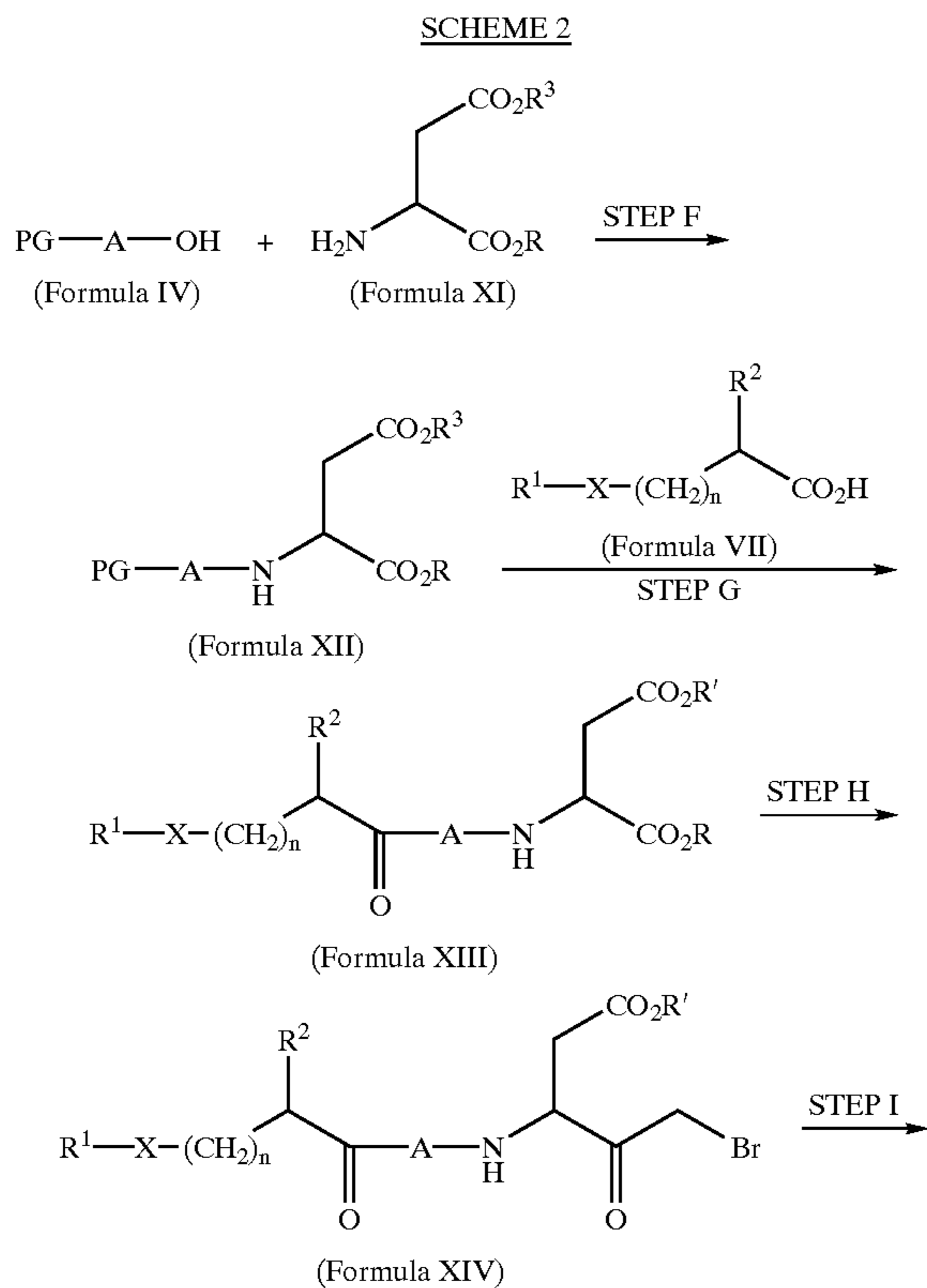
Alternatively, the (substituted)carboxylic acid of Formula VII can be coupled to an amino ester of Formula IX (Step D). Again, this coupling reaction uses the standard peptide coupling reactions mentioned above. In Formula IX, the group R is a carboxyl protecting group such as methyl, allyl, benzyl or tert-butyl. After removal of the carboxyl protecting group under standard conditions well known in the art, the resulting carboxylic acid is coupled to amine V using the standard peptide coupling methods described above (Step E).

In the case where the coupling reaction depicted by either Step A or Step E was carried out with the amino alcohol of Formula Vc, the alcohol moiety must be oxidized to the corresponding carbonyl compound prior to removal of the protecting groups. Preferred methods for the oxidation reaction include Swern oxidation (oxalyl chloride-dimethyl sulfoxide, methylene chloride at -78°C . followed by triethylamine); and Dess-Martin oxidation (Dess-Martin periodinane, t-butanol, and methylene chloride.) The pro-

17

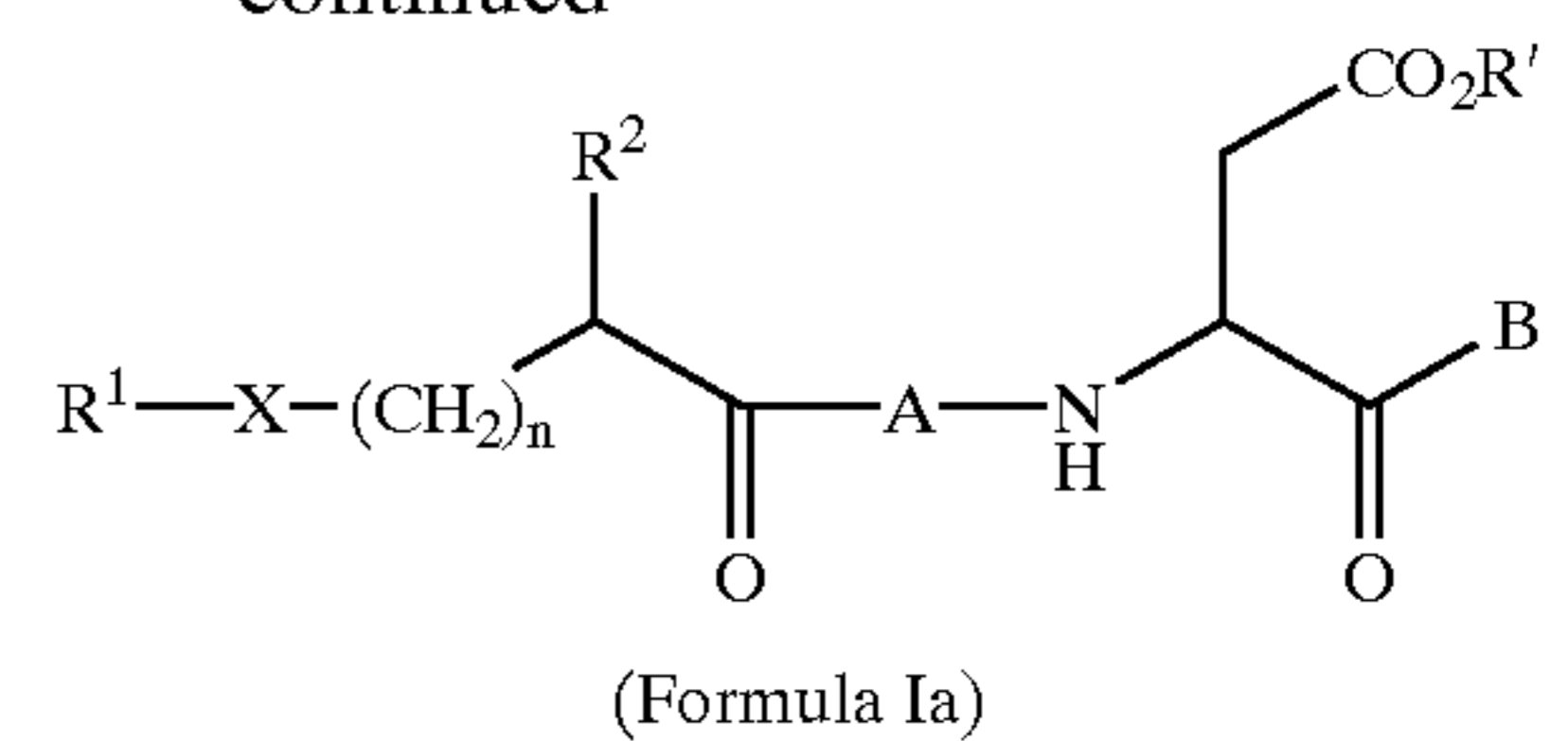
protecting groups contained in substructures of the Formula Va-d, VII and A are removed by methods well known in the art. These reactions and removal of some or all of the protecting groups are involved in Step C in the above Scheme 1.

An alternative synthetic route for synthesizing the carboxylic acid intermediate having a protected carboxy group is set forth in the following Scheme 2:



18

-continued

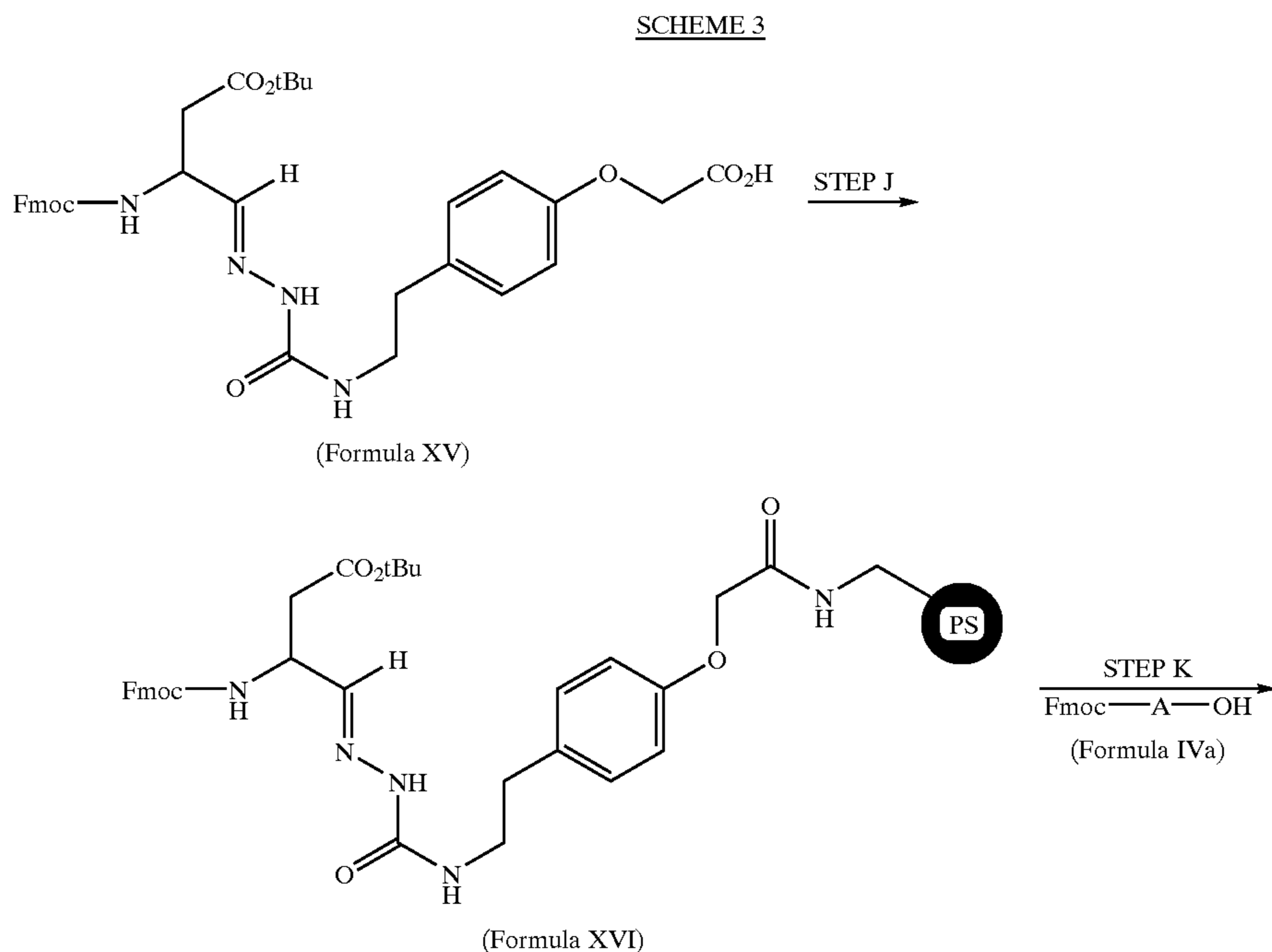


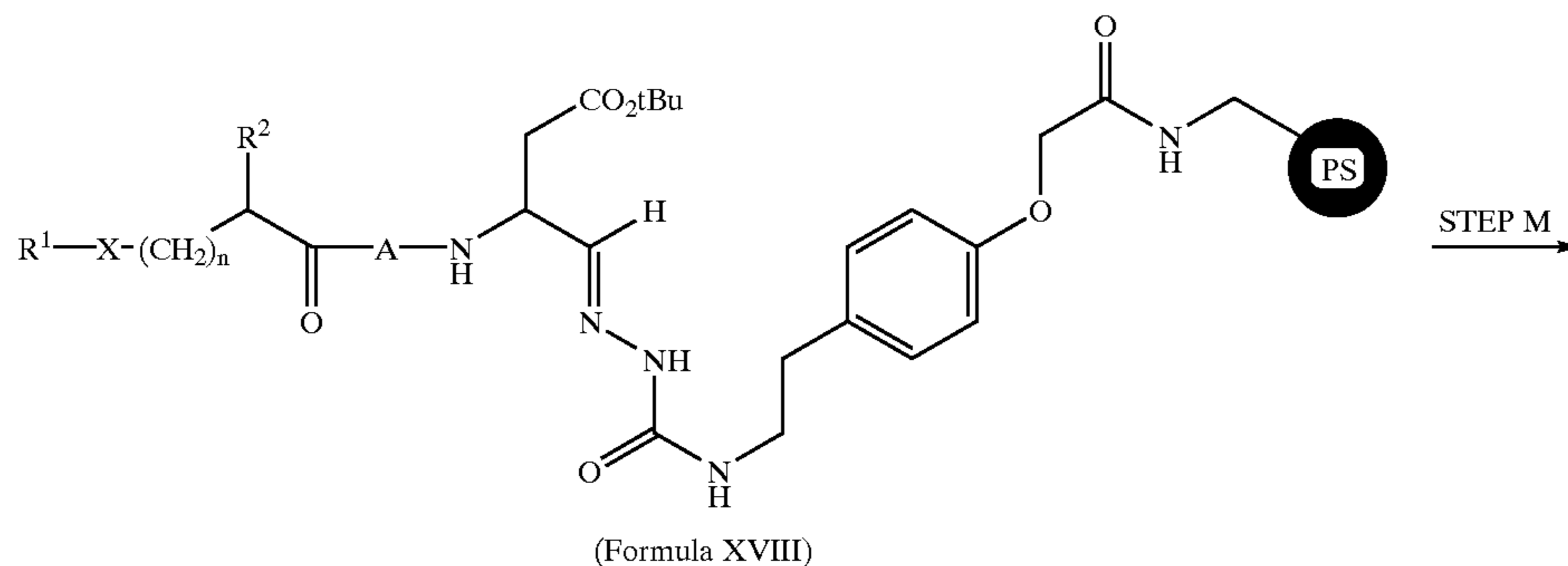
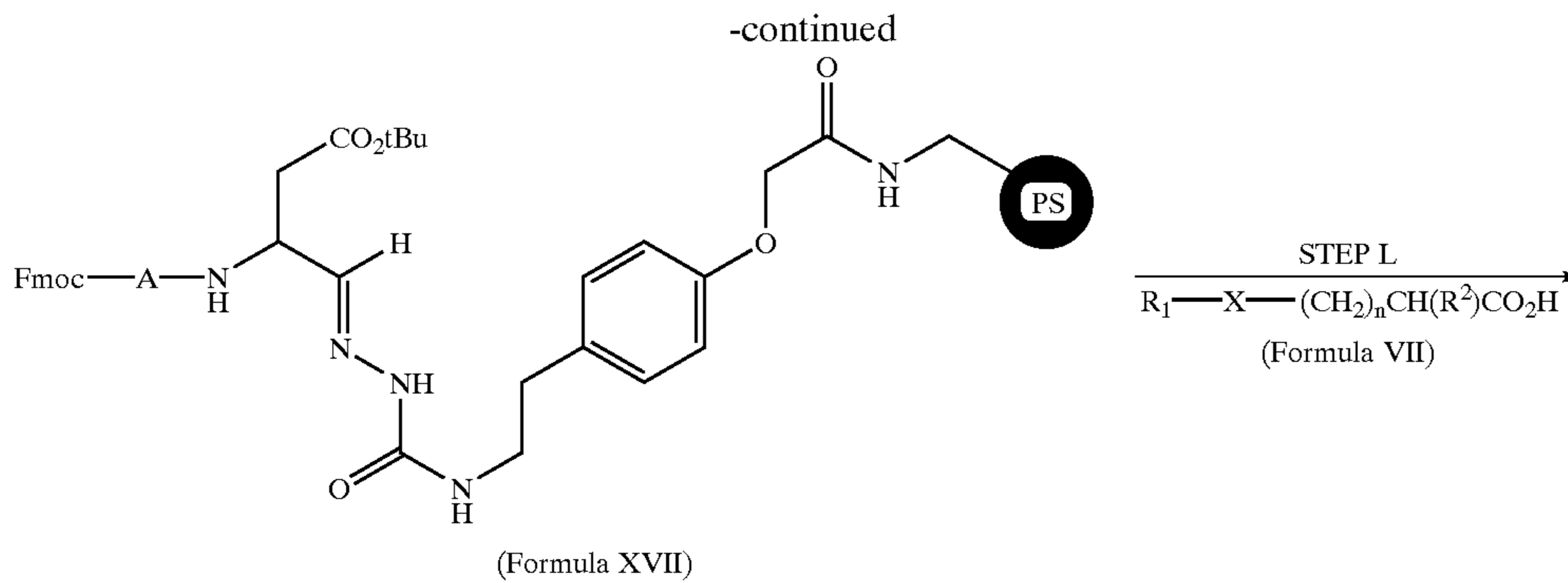
10 In the above Scheme 2, "PG" stands for an amino protecting group and "A" stands for a natural or unnatural amino acid of formula IIa through III, as discussed above. The R' is a carboxyl protecting group such as trimethylsilyl, methyl, allyl, benzyl or tert-butyl.

15 The coupling reactions carried out under Step F and Step G are performed in the presence of a standard peptide coupling agent as discussed above. In Step G, the amino protecting group must be removed prior to the coupling step. In Step H the alpha-carboxy protecting group R of the compound of Formula XIII is selectively removed and the resulting mono-carboxylic acid treated sequentially with diazomethane and hydrobromic acid to give the alpha-bromoketone of Formula XIV.

20 In Step I, the bromoketone of Formula XIV is treated with either R¹⁶Z—H, (aryl)-CO₂H, (heteroaryl)-CO₂H, or R¹⁷(R¹⁸)PO₂H in the presence of an inorganic base such as potassium carbonate or potassium fluoride in an inert solvent such as dimethyl formamide to give the corresponding compound of Formula Ia in which B is CH₂ZR¹⁶, CH₂OCO(aryl), CH₂OCO(heteroaryl), or CH₂OPO(R¹⁷)R¹⁸, respectively. Compounds of Formula Ia in which B is a fragment of Formula III may also be prepared in a similar fashion. The protecting groups contained in substructures of the Formula VII, XI and A are removed by methods well known in the art. These reactions and removal of some or all of the protecting groups are involved in Step I in the above Scheme 2.

35 An alternative method for the preparation of the carboxylic acid intermediate of Formula Ia in which R' and B are both hydrogen (i.e., Formula Ib below) is set forth in Scheme 3:





In Scheme 3, Fmoc is the amino protecting group 9-fluorenylmethoxycarbonyl and the shaded circle labeled "PS" represents polystyrene resin.

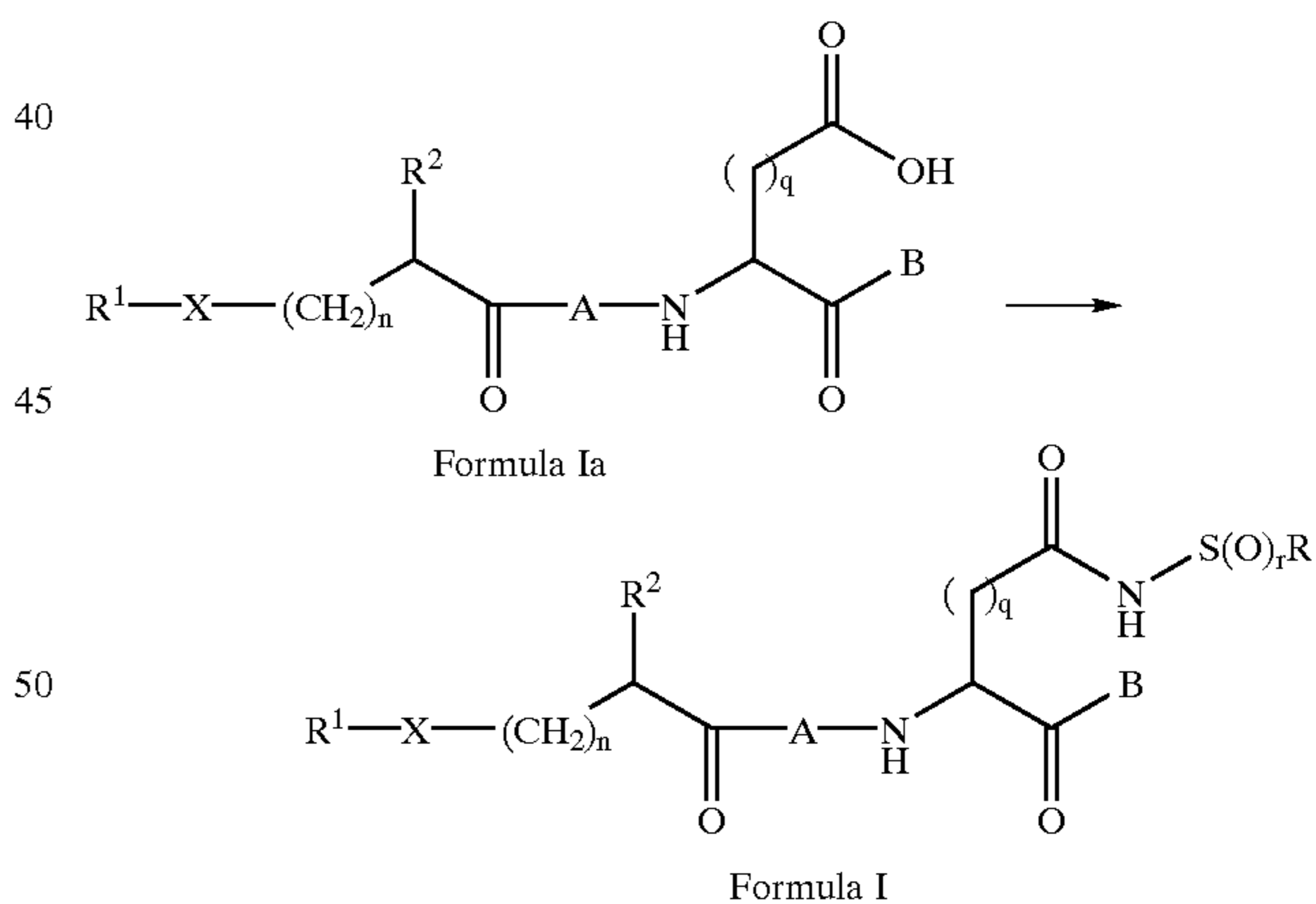
The coupling of the acid of Formula XV to a primary amine on solid support, preferably aminomethyl polystyrene, is carried out using standard peptide coupling agents, preferably using benzotriazolyl-oxy-tris(N-pyrrolidinyl)phosphoniumhexafluorophosphate (pyBOP) in an inert solvent such as dimethylformamide or N-methyl pyrrolidone (Step J). After removal of the Fmoc protecting group of XVI by treatment with pyrrolidine-dimethylformamide, the resulting amine is coupled to Fmoc-amino acid of Formula IVa using standard peptide coupling conditions as discussed above (Step K).

In Step L the Fmoc protecting group of the compound of Formula XVII is removed again by treatment with pyrrolidine-dimethylformamide and the resulting amine coupled to the (substituted)carboxylic acid of Formula VII again using standard peptide coupling conditions as discussed above. The tert-butyl ester of the compound of Formula XVIII is removed by treatment with trifluoroacetic acid-methylene chloride in the presence of a trapping agent such as anisole and the resulting acid cleaved from the solid support by treatment with 37% aqueous formaldehyde/ acetic acid/tetrahydrofuran/trifluoroacetic acid, preferably in a ratio of 1/1/5/0.025, to give the aspartyl aldehyde of Formula Ib (Step M).

Once synthesized by, for example, the above techniques, the carboxylic acid intermediate of Formula Ia ($R^1=H$) may then be converted to compounds of Formula I according to the following Reaction Scheme 4:

35

SCHEME 4



In Reaction Scheme 4, conversion of the carboxylic acid intermediate to the corresponding sulfonamide is typically accomplished by utilizing an intermediate having a protected carboxyl group through which the B moiety is attached. For example, in place of the $-C(=O)B$ moiety, a hydroxy-protected group may be employed, such as $-C(OTHP)B$. As represented by Step N in Reaction Scheme 5, this hydroxy-protected intermediate, Formula Ic, may be converted to the corresponding sulfonamide intermediate of Formula Id by treatment with CDI (2 eq.) in THF at room temperature for 3 hours, followed by $H_2NS(O)_2R$ (2 eq.) in DBU (2 eq.) at room temperature for 4 hours.

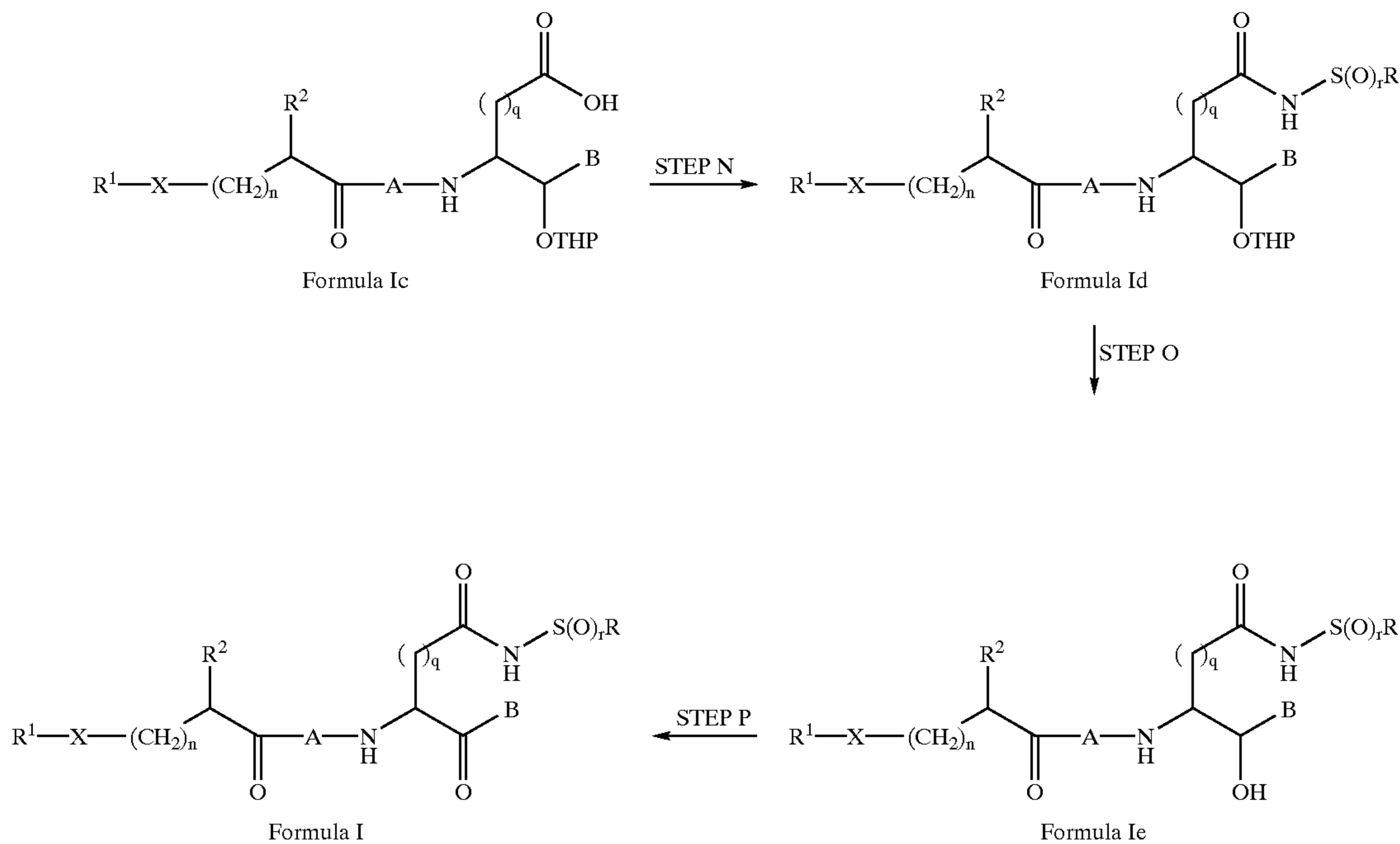
60

65

21

22

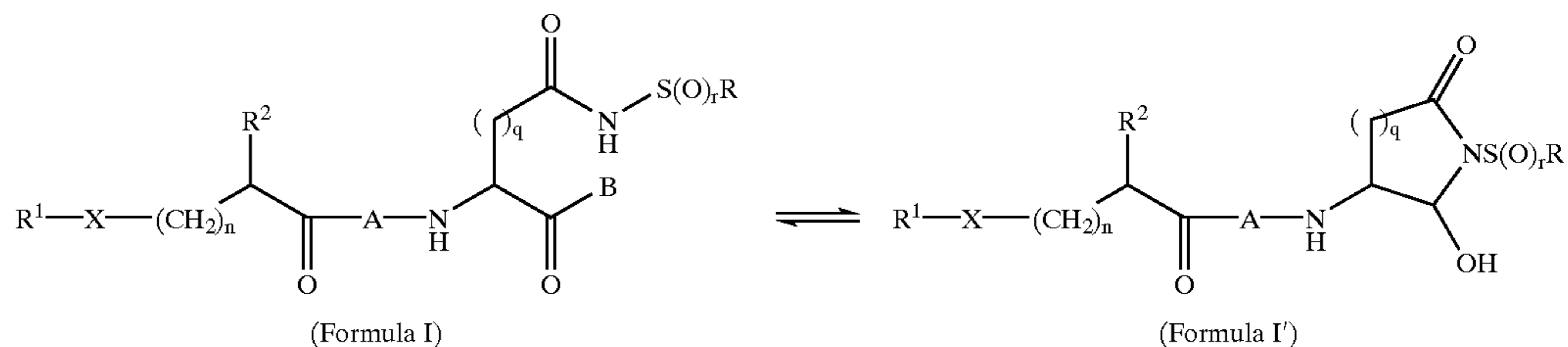
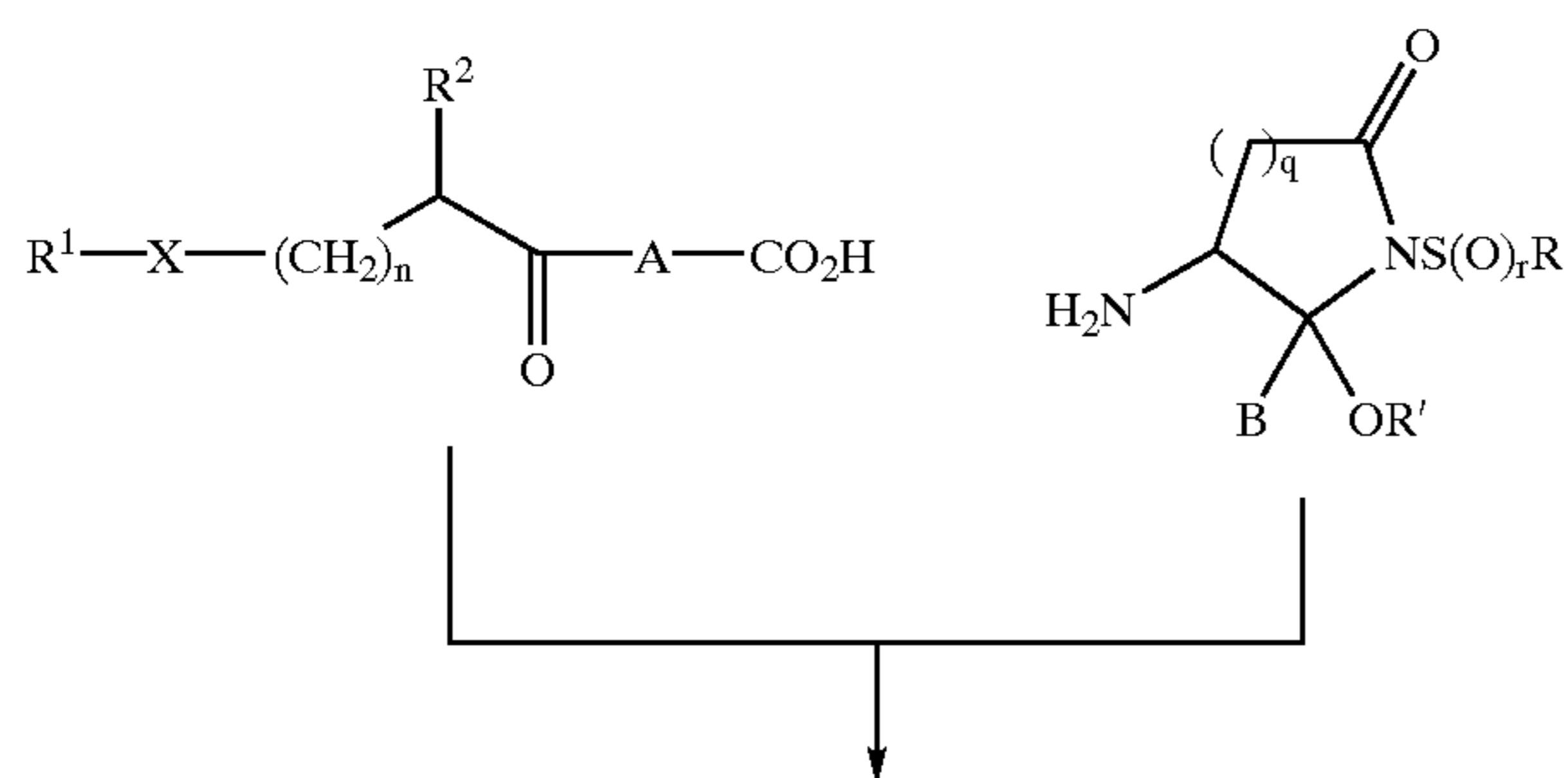
SCHEME 5



The sulfonimide intermediate of Formula Id is reacted in Step O with TsOH (0.4 eq.) in methanol at room temperature for 30 minutes to de-protect the alcohol of Formula Ie, which in Step P may be converted to the corresponding carbonyl of Formula I by employing the Dess-Martin periodinane reagent and DCM at room temperature for 30 minutes.

Alternatively, a stabilize sulfonamide ring may first be formed and then added to the remainder of the molecule via amide bond formation with the carboxy terminus of the natural or unnatural amino acid A, as illustrated in Reaction Scheme 6

SCHEME 6



30

-continued

35

40

45

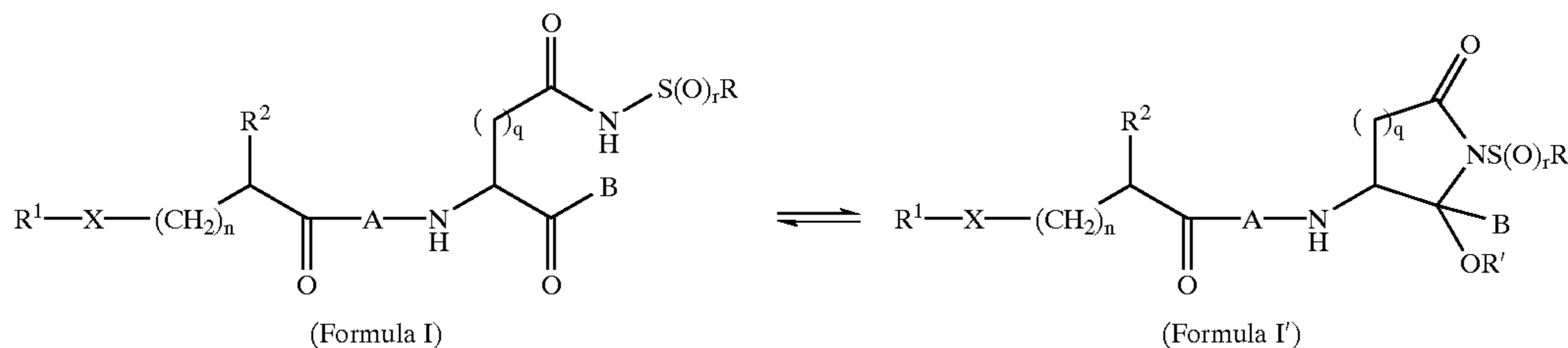
50

This reaction is further illustrated in Example 3 below.

Depending on the choice of solvent and other conditions known to the practitioner skilled in the art, compounds of this invention may also take a cyclized form, which forms are included in the instant invention. In particular, when B is hydrogen compounds of Formula I may exist in the cyclic Formula I' shown below:

23

When B is a moiety other than hydrogen, and depending upon the choice of solvents (e.g., ROH), the compounds of the cyclic form also include compounds having Formula I' as shown below.



24

pharmaceutically-acceptable oils, such as olive oil or castor oil, especially in their polyoxyethylated versions. These oil solutions or suspensions may also contain a long-chain alcohol diluent or dispersant.

In addition, it should be understood that the equilibrium forms of the compounds of this invention may include tautomeric forms. All such forms of these compounds are expressly included in the present invention.

Pharmaceutical compositions of this invention comprise any of the compounds of the present invention, and pharmaceutically acceptable salts thereof, with any pharmaceutically acceptable carrier, adjuvant or vehicle (hereinafter collectively referred to as "pharmaceutically-acceptable carriers"). Pharmaceutically acceptable carriers, adjuvants and vehicles that may be used in the pharmaceutical compositions of this invention include, but are not limited to, ion exchange, alumina, aluminum stearate, lecithin, serum proteins, such as human serum albumin; buffer substances such as the various phosphates, glycine, sorbic acid, potassium sorbate, partial glyceride mixtures of saturated vegetable fatty acids; water, salts or electrolytes, such as protamine sulfate, disodium hydrogen phosphate, potassium hydrogen phosphate, sodium chloride, and zinc salts; colloidal silica, magnesium trisilicate, polyvinyl pyrrolidone, cellulose-based substances, polyethylene glycol, sodium carboxymethylcellulose, polyarylates, waxes, polyethylene-polyoxypropylene-block polymers, polyethylene glycol and wool fat, and the like.

The pharmaceutical compositions of this invention may be administered orally, parenterally, by inhalation spray, topically, rectally, nasally, buccally, vaginally or by an implanted reservoir. Oral and parenteral administration are preferred. The term "parenteral" as used herein includes subcutaneous, intracutaneous, intravenous, intramuscular, intra-articular, intrasynovial, intrasternal, intrathecal, intralesional and intracranial injection or infusion techniques.

The pharmaceutical compositions may be in the form of a sterile injectable preparation, for example, as a sterile injectable aqueous or oleaginous suspension. This suspension may be formulated according to techniques known in the art using suitable dispersing or wetting agents (such as, for example, Tween 80) and suspending agents. The sterile injectable preparation may also be a sterile injectable solution or suspension in a non-toxic parenterally-acceptable diluent or solvent, for example, as a solution in 1,3-butanediol. Among the acceptable vehicles and solvents that may be employed are mannitol, water, Ringer's solution and isotonic sodium chloride solution. In addition, sterile, fixed oils are conventionally employed as a solvent or suspending medium. For this purpose, any bland fixed oil may be employed including synthetic mono- or diglycerides. Fatty acids, such as oleic acid and its glyceride derivatives are useful in the preparation of injectables, as are natural

The pharmaceutical compositions of this invention may be orally administered in any orally acceptable dosage form including, but not limited to, capsules, tablets, and aqueous suspensions and solutions. In the case of tablets for oral use, carrier which are commonly used include lactose and corn starch. Lubricating agents, such as magnesium stearate, are also typically added. For oral administration in capsule form useful diluents include lactose and dried corn starch. When aqueous suspensions are administered orally, the active ingredient is combined with emulsifying and suspending agents. If desired, certain sweetening and/or flavoring and/or coloring agents may be added.

The pharmaceutical compositions of this invention may also be administered in the form of suppositories for rectal administration. These compositions can be prepared by mixing a compound of this invention with a suitable non-irritating excipient which is solid at room temperature but liquid at the rectal temperature. Such materials include, but are not limited to, cocoa butter, beeswax and polyethylene glycols.

Topical administration of the pharmaceutical compositions of this invention is especially useful when the desired treatment involves areas or organs readily accessible to topical application. For application topically to the skin, the pharmaceutical composition should be formulated with a suitable ointment containing the active components suspended or dissolved in a carrier. Carriers for topical administration of the compounds of this invention include, but are not limited to, mineral oil, liquid petroleum, white petroleum, propylene glycol, polyoxyethylene, polyoxypropylene compound, emulsifying wax and water. Alternatively, the pharmaceutical composition can be formulated with a suitable lotion or cream containing the active compound suspended or dissolved in a carrier. Suitable carriers include, but are not limited to, mineral oil, sorbitan monostearate, polysorbate 60, cetyl esters wax, cetaryl alcohol, 2-octyldodecanol, benzyl alcohol and water. The pharmaceutical compositions of this invention may also be topically applied to the lower intestinal tract by rectal suppository formulation or in a suitable enema formulation. Topically-applied transdermal patches are also included in this invention.

The pharmaceutical compositions of this invention may be administered by nasal aerosol or inhalation. Such compositions are prepared according to techniques well-known in the art of pharmaceutical formulation and may be prepared as solutions in saline, employing benzyl alcohol or other suitable preservatives, absorption promoters to enhance bioavailability, fluorocarbons, and/or other solubilizing or dispersing agents known in the art.

The compounds of this invention may be used in combination with either conventional anti-inflammatory agents or

with matrix metalloprotease inhibitors, lipoxigenase inhibitors and antagonists of cytokines other than IL-1 β .

The compounds of this invention can also be administered in combination with immunomodulators (erg., bropirimine, anti-human alpha interferon antibody, IL-2, GM-CSF, methionine enkephalin, interferon alpha, diethyldithiocarbamate, tumor necrosis factor, naltrexons and rEPO) or with prostaglandins, to prevent or combat IL-1-mediated disease symptoms such as inflammation.

When the compounds of this invention are administered in combination therapies with other agents, they may be administered sequentially or concurrently to the patient. Alternatively, pharmaceutical compositions according to this invention may be comprised of a combination of a compound of Formula I and another therapeutic or prophylactic agent mentioned above.

The disease states which may be treated or prevented by the instant pharmaceutical compositions include, but are not limited to, inflammatory diseases, autoimmune diseases and neurodegenerative diseases, and for inhibiting unwanted apoptosis involved in ischemic injury, such as ischemic injury to the heart (e.g., myocardial infarction), brain (e.g., stroke), and kidney (e.g., ischemic kidney disease). As a consequence of their ability to inhibit apoptosis, the present pharmaceutical compositions are also useful for the repopulation of hematopoietic cells of a patient following chemotherapy. Methods of administering an effective amount of the above-described pharmaceutical compositions to mammals, also referred to herein as patients, in need of such treatment (that is, those suffering from inflammatory diseases, autoimmune diseases, neurodegenerative diseases and for the repopulation of hematopoietic cells in cancer patients who have undergone chemotherapy) are another aspect of the instant invention. Finally, as a further consequence of their ability to inhibit apoptosis, the instant pharmaceutical compositions may be used in a method to prolong the viability of organs to be used in transplantations.

Inflammatory disease which may be treated or prevented include, for example, septic shock, septicemia, and adult respiratory distress syndrome. Target autoimmune diseases include, for example, rheumatoid, arthritis, systemic lupus erythematosus, scleroderma, chronic thyroiditis, Graves' disease, autoimmune gastritis, insulin-dependent diabetes mellitus, autoimmune hemolytic anemia, autoimmune neutropenia, thrombocytopenia, chronic active hepatitis, myasthenia gravis and multiple sclerosis. Target neurodegenerative diseases include, for example, amyotrophic lateral sclerosis, Alzheimer's disease, Parkinson's disease, and primary lateral sclerosis. The pharmaceutical compositions of this invention may also be used to promote wound healing. Target diseases associated with harmful, apoptosis, in other words, those associated with ischemic injury, includes myocardial infarction, stroke, and ischemic kidney disease. The pharmaceutical compositions of this invention may also be used to treat infectious diseases, especially those involved with viral infections.

The term "effective amount" refers to dosage levels of the order of from about 0.05 milligrams to about 140 milligrams per kilogram of body weight per day for use in the treatment of the above-indicated conditions (typically about 2.5 milligrams to about 7 grams per patient per day). For example, inflammation may be effectively treated by the administration of from about 0.01 to 50 milligrams of the compound per kilogram of body weight per day (about 0.5 milligrams to about 3.5 grams per patient per day).

The amount of the compounds of Formula I that may be combined with the carrier materials to produce a single

dosage form will vary depending upon the host treated and the particular mode of administration. For example, a formulation intended for the oral administration of humans may contain from 0.5 milligrams to 5 grams of a compound of Formula I combined with an appropriate and convenient amount of a pharmaceutically-acceptable carrier which may vary from about 5 to about 95 percent of the total composition. Dosage unit forms will generally contain between from about 1 milligram to about 500 milligrams of an active compound of Formula I.

It will be understood, however, that the specific "effective amount" for any particular patient will depend upon a variety of factors including the activity of the specific compound employed, the age, body weight, general health, sex, diet, time of administration, route of administration, rate of excretion, drug combination and the severity of the particular disease undergoing prevention or therapy.

Although this invention focuses on the use of the compounds disclosed herein for preventing and treating IL-1-mediated diseases, the compounds of this invention can also be used as inhibitory agents for other cysteine proteases.

The compounds of this invention are also useful as commercial reagents which effectively bind to the ICE/ced-3 family of cysteine protease or other cysteine proteases. As commercial reagents, the compounds of this invention, and their derivatives, may be used to block proteolysis of a target peptide or may be derivatized to bind to a stable resin as a tethered substrate for affinity chromatography applications. These and other uses which characterize commercial cysteine protease inhibitors will be evident to those of ordinary skill in the art.

In order that this invention be more fully understood, the following examples are set forth. These examples are for the purpose of illustration only and are not to be construed as limiting the scope of the invention in any way.

In the following Examples, proton NMR spectra were obtained at 300 MHz; chemical shifts are quoted downfield from internal tetramethylsilane.

EXAMPLE 1

Assay for Inhibition of ICE/ced-3 Protease Family Activity

A. Determination of IC₅₀ Values

Fluorescence enzyme assays detecting the activity of the compounds of Formula I utilizing the recombinant ICE and CPP32 enzymes are performed essentially according to Thornberry et al. (*Nature* 356:768:774 (1992)) and Nicholson et al. (*Nature* 376:37-43 (1995)) respectively, (herein incorporated by reference) in 96 well microtiter plates. The substrate is Acetyl-Tyr-Val-Ala-Asp-amino-4-methylcoumarin (AMC) (SEQ ID NO:1) for the ICE assay and Acetyl-Asp-Glu-Val-Asp-amino-4-methylcoumarin (SEQ ID NO:2) for the CPP32, Mch2, Mch3 and Mch5 assays. Enzyme reactions are run in ICE buffer (25 mM HEPES, 1 mM EDTA, 0.1% CHAPS, 10% sucrose, pH 7.5) containing 2 mM DTT at room temperature in duplicate. The assays are performed by mixing the following components:

50 μ L ICE, Mch2, Mch5, CPP32 (18.8, 38, 8.1 and 0.153 nM concentrations, respectively) or Mch3 (1 unit) enzyme in ICE buffer containing either 8.0 (ICE, Mch2, Mch3, CPP32) or 20 (Mch5) mM DTT;

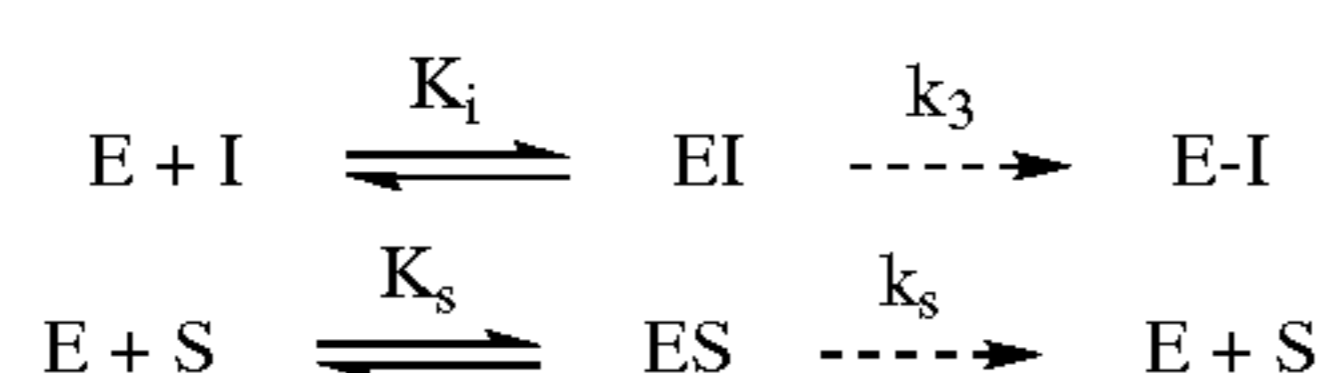
50 μ L compound of Formula I or ICE buffer (control); and 100 μ L of 20 μ M substrate.

The enzyme and the compound of Formula I to be assayed are allowed to preincubate in the microtitre plate wells for 30 minutes at room temperature prior to the addition of sub-

strate to initiate the reaction. Fluorescent AMC product formation is monitored for one hour at room temperature by measuring the fluorescence emission at 460 nm using an excitation wavelength of 360 nm. The fluorescence change in duplicate (control) wells are averaged and the mean values are plotted as a function of inhibitor concentration to determine the inhibitor concentration producing 50% inhibition (IC_{50}).

B. Determination of the Dissociation Constant K_i and Irreversible Rate Constant k_3 for Irreversible Inhibitors

For the irreversible inhibition of a ICE/ced-3 Family Protease enzyme with a competitive irreversible inhibitor; using the model represented by the following formulas:



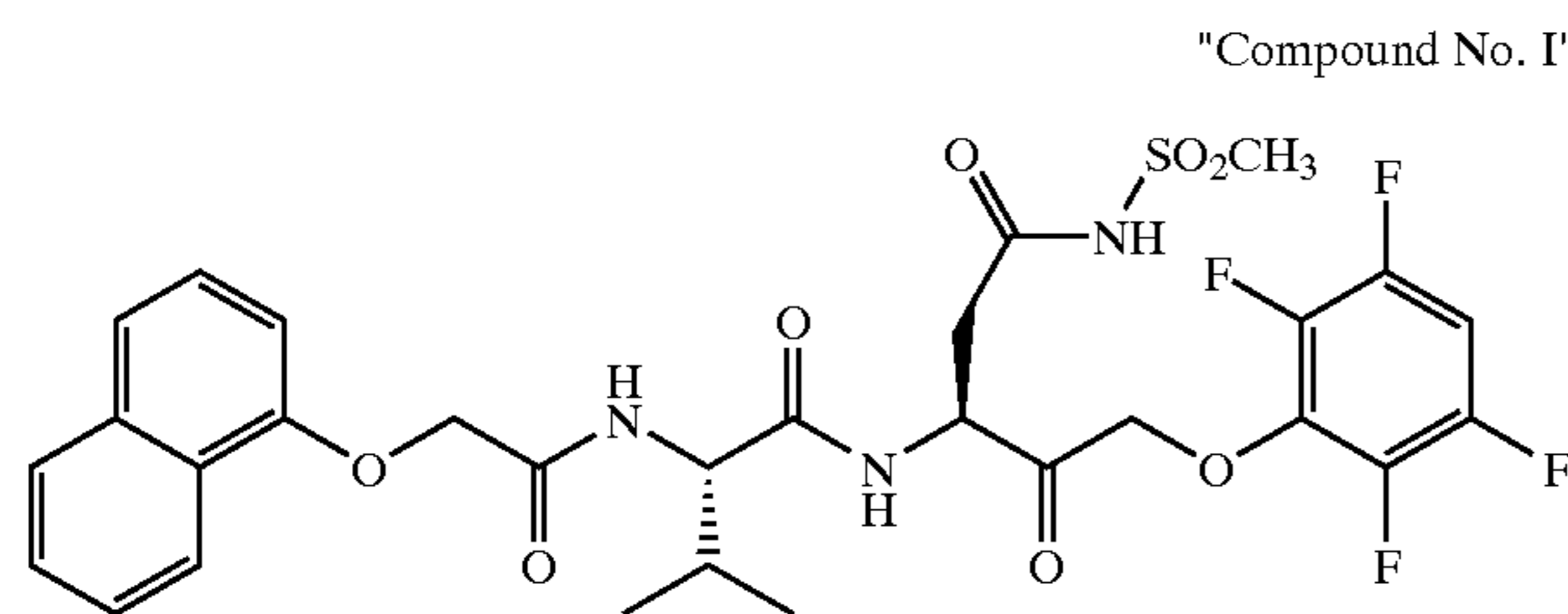
The product formation at time t may be expressed as:

$$[P]_t = [E]^T \left(\frac{[S]K_i}{[I]K_s} \right) \left(\frac{k_s}{k_3} \right) \left[1 - e^{-k_3 t / (1 + \frac{K_i}{[I]}(1 + \frac{[S]}{K_s}))} \right] \quad \text{Equation 1}$$

where E, I, EI and E-I denote the active enzyme, inhibitor, non-covalent enzyme-inhibitor complex and covalent enzyme-inhibitor adduct, respectively. The K_i value is the overall dissociation constant of the reversible binding steps, and k_3 is the irreversible rate constant. The $[S]$ and K_s values are the substrate concentration and dissociation constant of the substrate bound to the enzyme, respectively. $[E]^T$ is the total enzyme concentration.

EXAMPLE 2

Synthesis of Representative Compound



Bromomethylketone (2):

4-Methylmorpholine (0.75 mL, 6.8 mmol) was added to a solution of Fmoc-Asp(OBn)-OH (1) (2.03 g, 4.55 mmol) in 50 mL of dry THF at -10°C . under an atmosphere of nitrogen, followed by the addition of isobutyl chloroformate (0.78 mL, 6.0 mmol), and the solution was stirred for 20 minutes. The resulting white precipitate was removed by filtration and the filtrate was cooled to 0°C . In a separate flask, 1-methyl-3-nitro-1-nitrosoguanidine (1.08 g, 7.36 mmol) was added to a vigorously stirred mixture of diethyl ether (14 mL) and 40% KOH (8 mL) at 0°C . The resulting mixture was stirred for 10 minutes and the layers were allowed to separate. The ether layer was transferred via plastic pipette to the original filtrate in THF and the reaction mixture was stirred for 30 minutes. Then, 48% HBr in water (2.10 mL) was added and the reaction mixture was warmed to room temperature over 15 minutes. The solution was diluted with ethyl acetate, washed twice with saturated aqueous sodium bicarbonate, once with brine, dried ($MgSO_4$), and concentrated. The resulting crude product

was purified by flash chromatography on silica gel, eluting with 35% ethyl acetate-hexanes, to afford 1.73 g (73%) of (2) as a white solid. $^1\text{H-NMR}$ (300 MHz, $CDCl_3$): δ 7.77 (d, $J=8$ Hz, 2H), 7.58 (d, $J=8$ Hz, 2H), 7.45–7.29 (m, 9H), 5.77 (d, $J=9$ Hz, 1H), 5.12 (s, 2H), 4.79–4.71 (m, 1H), 4.63–4.42 (m, 2H), 4.21 (t, $J=6$ Hz, 1H), 4.04 (s, 2H), 2.97 (ABXq, $J=17$, 5 Hz, 2H).

Ketone (3):

Sodium iodide (108 mg, 0.720 mmol) was added to a solution of 2 (1.72 g, 3.28 mmol) in 10 mL of acetone at room temperature, followed by the addition of the potassium salt of 2,3,5,6-tetrafluorophenol (704 mg, 3.45 mmol) and the resulting mixture was stirred for one hour. The reaction mixture was diluted with ethyl acetate, washed twice with brine, dried ($MgSO_4$), and concentrated. The crude product was purified by flash chromatography on silica gel, eluting with 1:1:3 dichloromethane/diethyl ether/hexanes, to provide 1.60 g (80%) of (3) as a white solid. $^1\text{H-NMR}$ (300 MHz, $CDCl_3$): δ 7.76 (d, $J=8$ Hz, 2H), 7.58 (d, $J=8$ Hz, 2H), 7.44–7.27 (m, 9H), 6.85–6.73 (m, 1H), 5.73 (d, $J=9$ Hz, 1H), 5.15–4.92 (m, 4H), 4.75–4.67 (m, 1H), 4.61–4.42 (m, 2H), 4.21 (t, $J=6$ Hz, 1H), 3.00 (ABXq, $J=18$, 4 Hz, 2H).

Alcohol (4):

Sodium borohydride (121 mg, 3.20 mmol) was added to a solution of 3 (1.60 g, 2.63 mmol) in 7 mL of dry methanol and 7 mL of dry THF at 0°C . and the resulting mixture was stirred for 30 minutes. The reaction mixture was quenched with saturated aqueous ammonium chloride solution, extracted three times with dichloromethane, and the combined dichloromethane layers were washed once with brine, dried ($MgSO_4$), and concentrated. The crude product was purified by flash chromatography on silica gel, eluting with 50% ethyl acetate-hexanes, to give 1.39 g (87%) of (4) as a white solid. $^1\text{H-NMR}$ (300 MHz, $CDCl_3$): δ 7.78–7.74 (m, 2H), 7.57 (d, $J=7$ Hz, 2H), 7.44–7.27 (m, 9H), 6.87–6.75 (m, 1H), 5.62 (d, $J=9$ Hz, 0.3H), 5.44 (d, $J=9$ Hz, 0.2H), 5.29–5.23 (m, 0.5H), 5.16–5.11 (m, 1H), 4.69 (d, $J=6$ Hz, 1H), 4.59–4.37 (m, 4H), 4.30–4.04 (m, 3H), 3.35–3.09 (m, 1H), 2.94–2.41 (m, 2H).

THP Ether (5):

3,4-Dihydro-2H-pyran (0.31 mL, 3.4 mmol) and pyridinium p-toluenesulfonate (111 mg, 0.441 mmol) were added to a solution of 4 (1.39 g, 2.28 mmol) in 12 mL of dry dichloromethane and the resulting solution was stirred at room temperature for 16 hours. The reaction mixture was diluted with ethyl acetate, washed twice with saturated aqueous sodium bicarbonate solution, once with brine, dried ($MgSO_4$), and concentrated. The crude product was purified by flash chromatography on silica gel, first eluting with 15% ethyl acetate-hexanes and then with 50% ethyl acetate-hexanes, to afford 1.09 g (69%) of (5) as a colorless oil. $^1\text{H-NMR}$ (300 MHz, $CDCl_3$): δ 7.76 (d, $J=7$ Hz, 2H), 7.62–7.55 (m, 2H), 7.42–7.27 (m, 9H), 6.84–6.71 (m, 1H), 6.21 (d, $J=9$ Hz, 0.3H), 5.65 (d, $J=9$ Hz, 0.2H), 5.33–5.27 (m, 0.5H), 5.13 (t, $J=3$ Hz, 2H), 4.72–4.04 (m, 8H), 3.91–3.73 (m, 1H), 3.51–3.36 (m, 1H), 2.98–2.57 (m, 2H), 1.86–1.61 (m, 2H), 1.57–1.43 (m, 4H).

Amine (6):

Piperidine (0.50 mL, 5.1 mmol) was added to a solution of 5 (1.09 g, 1.57 mmol) in 10 mL of dry DMF at room temperature and the resulting solution was stirred for 5 minutes. The reaction mixture was diluted with ethyl acetate, washed once with saturated aqueous ammonium chloride solution, twice with water, once with brine, dried ($MgSO_4$), and concentrated. The crude product was purified by flash chromatography on silica gel, first eluting with 50% ethyl acetate-hexanes and then with 80% ethyl acetate-

hexanes, to provide 544 mg (74%) of (6) as a colorless oil. ¹H-NMR (300 MHz, CDCl₃): δ7.39–7.29 (m, 5H), 6.82–6.70 (m, 1H), 5.15 (s, 2H), 4.78–4.63 (m, 1H), 4.53–4.26 (m, 2H), 4.03–3.79 (m, 2H), 3.71–3.43 (m, 2H), 2.80–2.43 (m, 2H), 1.85–1.66 (m, 2H), 1.57–1.45 (m, 4H).
Dipeptide (7):

Amine 6 (544 mg, 1.15 mmol) and Fmoc-Val-OH (433 mg, 1.28 mmol) were dissolved in 30 mL of dry dichloromethane. 1-Hydroxybenzotriazole hydrate (237 mg, 1.76 mmol) was added to this solution, followed by the addition of 4-methylmorpholine (0.19 mL, 1.7 mmol) and 1-(3-dimethylaminopropyl)-3-ethylcarbodiimide hydrochloride (271 mg, 1.41 mmol), and the resulting mixture was stirred at room temperature for 16 hours. The reaction mixture was diluted with ethyl acetate, washed once with saturated aqueous ammonium chloride solution, once with saturated aqueous sodium bicarbonate solution, once with brine, dried (MgSO₄), and concentrated. The crude product was purified by flash chromatography on silica gel, eluting with 35% ethyl acetate-hexanes, to give 837 mg (91%) of (7) as a white solid. ¹H-NMR (300 MHz, CDCl₃): δ7.76 (d, J=8Hz, 2H), 7.62–7.56 (m, 2H), 7.42–7.27 (m, 9H), 6.91–6.71 (m, 2H), 5.39–5.30 (m, 1H), 5.12–5.05 (m, 2H), 4.74–3.78 (m, 10H), 3.50–3.36 (m, 1H), 2.97–2.61 (m, 2H), 2.19–2.06 (m, 1H), 1.82–1.68 (m, 2H), 1.52–1.40 (m, 4H), 0.98–0.87 (m, 6H).

Amine (8):

Piperidine (0.35 mL, 3.6 mmol) was added to a solution of 7 (830 mg, 1.05 mmol) in 7 mL of dry DMF at room temperature and the resulting solution was stirred for 5 minutes. The reaction mixture was diluted with ethyl acetate, washed once with saturated aqueous ammonium chloride solution, twice with water, once with brine, dried (MgSO₄), and concentrated. The crude product was purified by flash chromatography on silica gel, first eluting with 50% ethyl acetate-hexanes and then with 20% methanol-dichloromethane, to provide 597 mg (100%) of (8) as a yellow oil. ¹H-NMR (300 MHz, CDCl₃): δ8.07–7.63 (m, 1H), 7.40–7.27 (m, 5H), 6.83–6.71 (m, 1H), 5.17–5.07 (m, 2H), 4.76–4.62 (m, 1H), 4.60–4.26 (m, 2H), 4.24–4.09 (m, 2H), 3.92–3.80 (m, 1H), 3.52–3.39 (m, 1H), 3.22–3.16 (m, 1H), 2.97–2.60 (m, 2H), 2.31–2.16 (m, 1H), 1.84–1.64 (m, 2H), 1.59–1.44 (m, 4H), 0.98–0.94 (m, 3H), 0.81–0.76 (m, 3H).

Dipeptide (9):

Amine 8 (578 mg, 1.01 mmol) and (1-naphthoxy)acetic acid (226 mg, 1.12 mmol) were dissolved in 25 mL of dry dichloromethane. 1-Hydroxybenzotriazole hydrate (211 mg, 1.56 mmol) was added to this solution, followed by the addition of N-methylmorpholine (0.17 mL, 1.5 mmol) and 1-(3-dimethylaminopropyl)-3-ethylcarbodiimide hydrochloride (239 mg, 1.25 mmol), and the resulting mixture was stirred at room temperature for 16 hours. The reaction mixture was diluted with ethyl acetate, washed once with saturated aqueous ammonium chloride solution, once with saturated aqueous sodium bicarbonate solution, once with brine, dried (MgSO₄), and concentrated. The crude product was purified by flash chromatography on silica gel, eluting with 35% ethyl acetate-hexanes, to give 682 mg (89%) of (9) as a white foam. ¹H-NMR (300 MHz, CDCl₃): δ8.28–8.21 (m, 1H), 7.85–7.80 (m, 1H), 7.57–7.49 (m, 3H), 7.40–7.22 (m, 8H), 6.96–6.42 (m, 2H), 5.12–5.05 (m, 2H), 4.80–4.59 (m, 3H), 4.58–4.24 (m, 3H), 4.23–4.06 (m, 2H), 3.96–3.77 (m, 1H), 3.56–3.38 (m, 1H), 2.97–2.61 (m, 2H), 2.24–2.10 (m, 1H), 1.84–1.66 (m, 2H), 1.55–1.40 (m, 4H), 0.98–0.87 (m, 6H).

Acid (10):

10% Palladium on carbon (170 mg) was added to a solution of 9 (650 mg, 0.861 mmol) in anhydrous methanol (15 mL) under an atmosphere of nitrogen and the flask was then evacuated with the house vacuum. The mixture was stirred under a balloon of hydrogen gas for 75 minutes, then filtered through Celite, and eluted with methanol. The solution was concentrated to afford 345 mg (94%) of (10) as a white solid.

Methyl sulfonimide (11):

1,1'-Carbonyldiimidazole (146 mg, 0.900 mmol) was added to a solution of 10 (300 mg, 0.451 mmol) in dry THF (7 mL) under an atmosphere of nitrogen, and the reaction mixture was stirred for 3 hours. The mixture was cooled to 0° C., and the methanesulfonamide (86 mg, 0.90 mmol) was added, followed by the addition of 1,8-diazabicyclo[5.4.0]undec-7-ene (0.135 mL, 0.903 mmol). The resulting mixture was stirred at room temperature for 4 hours. The reaction mixture was diluted with ethyl acetate, washed once with 1 N HCl solution, twice with water, once with brine, dried (MgSO₄), and concentrated. The residue was reconcentrated from dichloromethane to provide 314 mg (98%) of (11) as a white solid. ¹H-NMR (300 MHz, CDCl₃): δ10.22–9.99 (m, 1H), 8.24–8.17 (m, 1H), 7.85–7.69 (m, 1H), 7.59–7.47 (m, 3H), 7.40–7.27 (m, 2H), 6.94–6.66 (m, 2H), 4.85–4.62 (m, 4H), 4.55–4.02 (m, 6H), 3.59–3.45 (m, 1H), 3.22–3.19 (m, 3H), 2.89–2.55 (m, 2H), 2.21–2.09 (m, 1H), 1.88–1.67 (m, 2H), 1.63–1.43 (m, 4H), 1.00–0.86 (m, 6H).

Alcohol (12):

p-Toluenesulfonic acid (34 mg, 0.18 mmol) was added to a solution of 11 (302 mg, 0.426 mmol) in anhydrous methanol (5 mL) and the reaction mixture was stirred at room temperature for 30 minutes. The mixture was diluted with ethyl acetate, washed twice with water, once with brine, dried (MgSO₄), and concentrated to afford 249 mg (93%) of (12) as a white solid. ¹H-NMR (300 MHz, DMSO): δ8.23–8.18 (m, 2H), 8.04–7.88 (m, 2H), 7.61–7.50 (m, 4H), 7.43–7.37 (m, 1H), 6.90 (d, J=8 Hz, 1H), 5.61 (d, J=5 Hz, 0.3H), 5.48 (d, J=6 Hz, 0.7H), 4.83–4.72 (m, 2H), 4.58–3.75 (m, 5H), 3.17 (s, 1H), 3.13 (s, 2H), 2.74–2.37 (m, 2H), 2.03–1.91 (m, 1H), 0.84–0.76 (m, 6H).

Methylsulfonimide ("Compound No. 1"):

Dess-Martin periodinane (203 mg, 0.479 mmol) was added to a solution of 12 (233 mg, 0.373 mmol) in 7 mL of dry dichloromethane, and the reaction mixture was stirred at room temperature for 30 minutes. The mixture was diluted with ethyl acetate, washed twice with water, once with brine, dried (MgSO₄), and concentrated. The crude product was purified by flash chromatography, eluting first with 60% ethyl acetate-hexanes and then with 80% ethyl acetate-hexanes, to provide 134 mg (58%) of Compound No. 1 as a mixture of diastereomers and as a white solid. ¹H-NMR (300 MHz, DMSO): δ8.84 (d, J=7 Hz, 1H), 8.28–8.06 (m, 2H), 7.91–7.87 (m, 1H), 7.58–7.49 (m, 5H), 7.39 (t, J=8 Hz, 1H), 6.89 (d, J=8 Hz, 1H), 5.23 (s, 1H), 4.93–4.42 (m, 4H), 4.28–4.19 (m, 1H), 3.28 (s, 1.3H), 3.19 (s, 1.7H), 2.96–2.59 (m, 2H), 2.06–1.96 (m, 1H), 0.89–0.80 (m, 6H); MS (ESI) m/e 654 [(M+)-1].

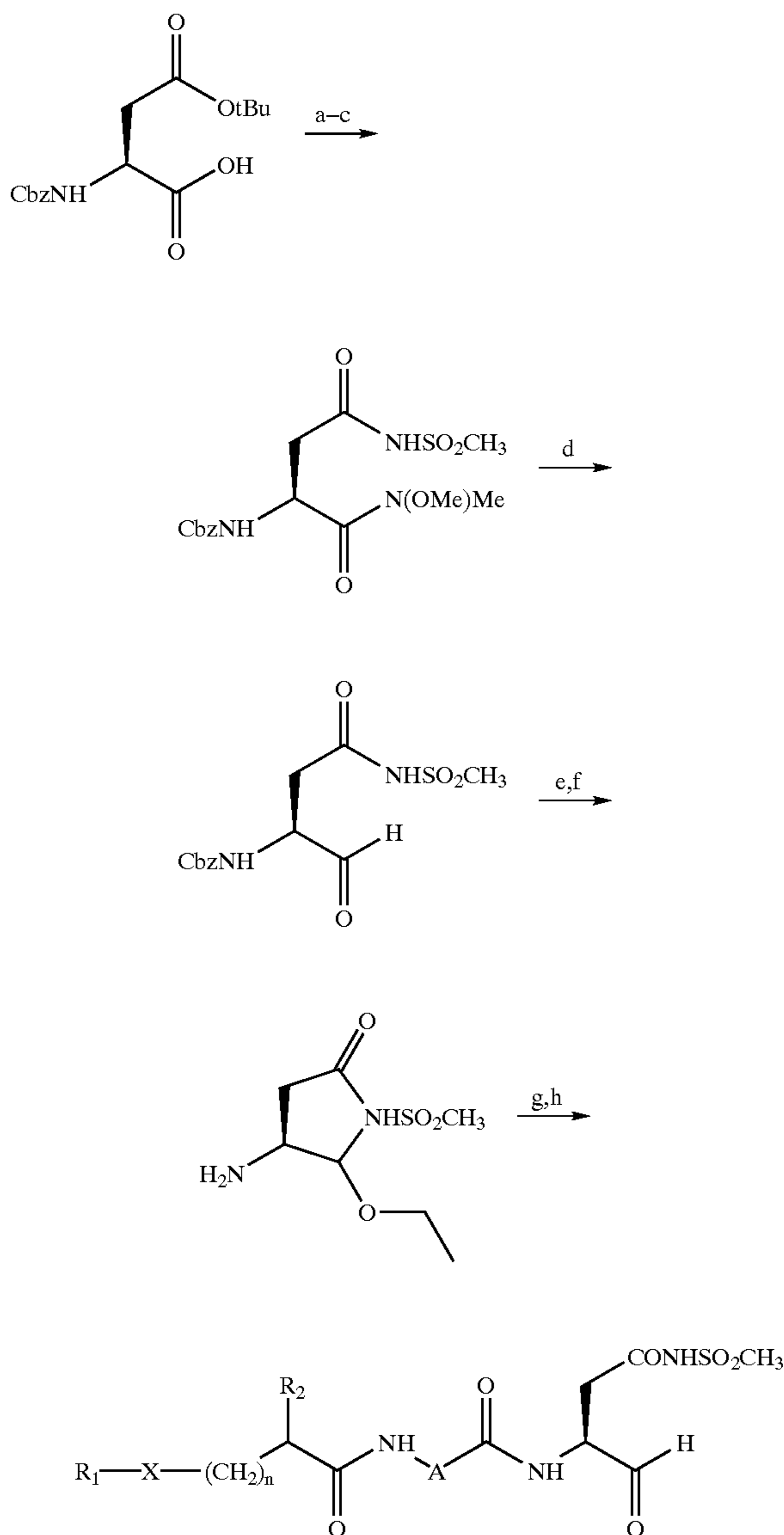
EXAMPLE 3

Alternative Synthesis of Compounds of Formula I

This example illustrates synthesis of compounds of Formula I by formation of a stabilized sulfonamide ring, followed by addition via amide bond formation to the remainder of the compound. In the following representative examples, q is 1, r is 2 and R is methyl.

31

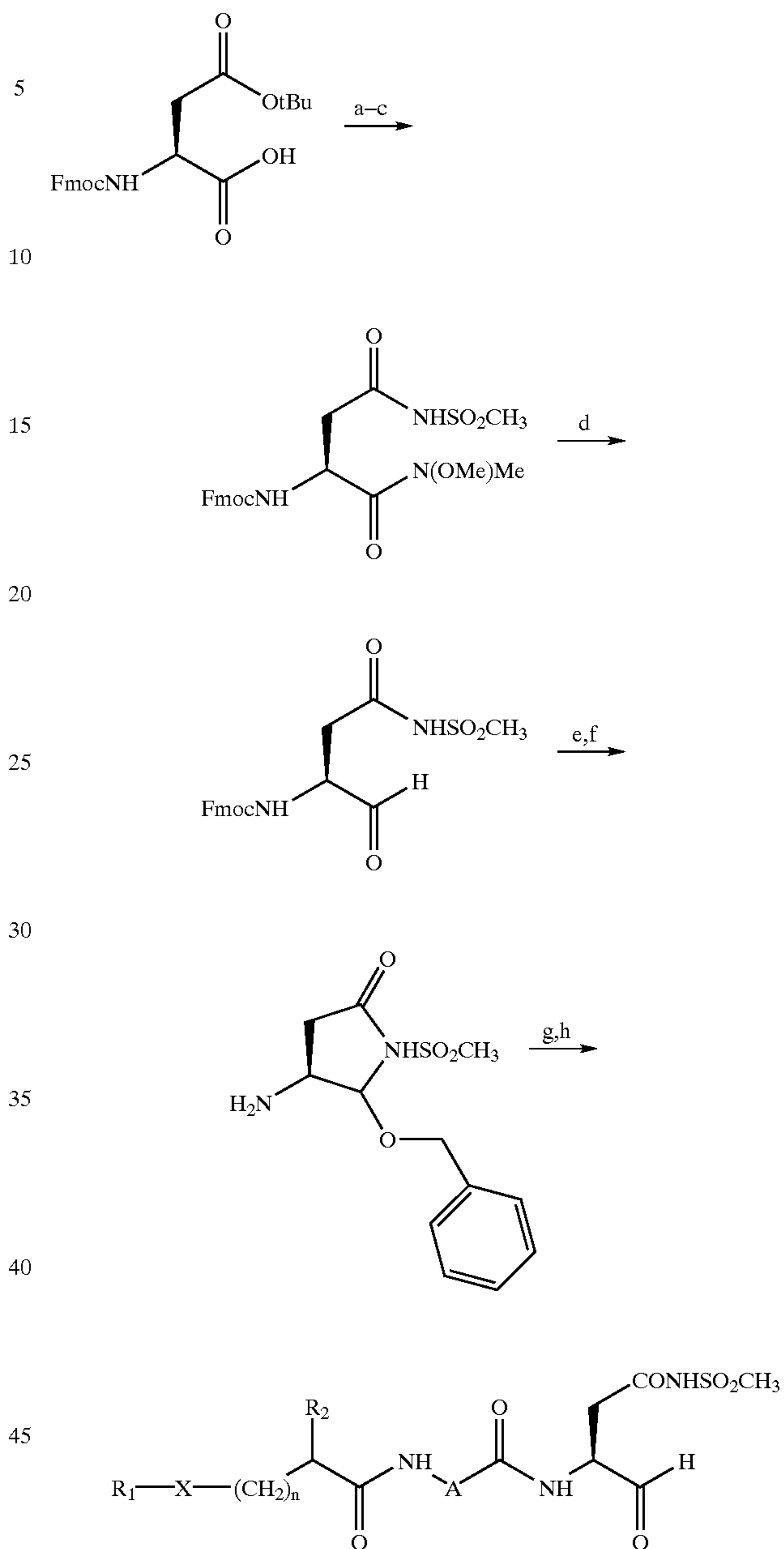
Example Scheme 3a



Starting with the commercially available Z-Asp(OtBu)-OH, the Weinreb amide is formed, followed by hydrolysis of the t-butyl ester. The beta carboxylic acid is then coupled with methyl sulfonamide (or other substituted sulfonamide), followed by reduction of the Weinreb amide to the aldehyde. Acid-catalyzed acetal formation using ethanol is assisted by cyclization of the sulfonamide to form a stable 5-membered ring. The carbobenzyloxy urethane is then removed, the aspartyl intermediate coupled to the substituted acyl peptide of choice, then the acetal deprotected. (a) EDCI, HOBt, N-Me Morpholine, $\text{HClH}_2\text{N(OCH}_3\text{)CH}_3$, CH_2Cl_2 , 0°C. -RT; (b) TFA, anisole, CH_2Cl_2 , RT; (c) EDCI, DMAP (cat.), $\text{CH}_3\text{SO}_2\text{NH}_2$, CH_2Cl_2 , RT; or i. CDI; ii. $\text{CH}_3\text{SO}_2\text{NH}_2$, DBU, 0°C. (d) LAH, THF, 0°C. ; (e) Ethanol, CH(OEt)_3 , p-TsOH, toluene reflux; (f) H_2 ; Pd/C, RT; (g) $\text{R}^1\text{-X-(CH}_2\text{)}_n\text{-CH(R}^2\text{)CO(amino acid)CO}_2\text{H}$, EDCI, HOBt, N-Me Morpholine, CH_2Cl_2 , 0°C. -RT; (h) TFA, anisole, CH_2Cl_2 , H_2O RT.

32

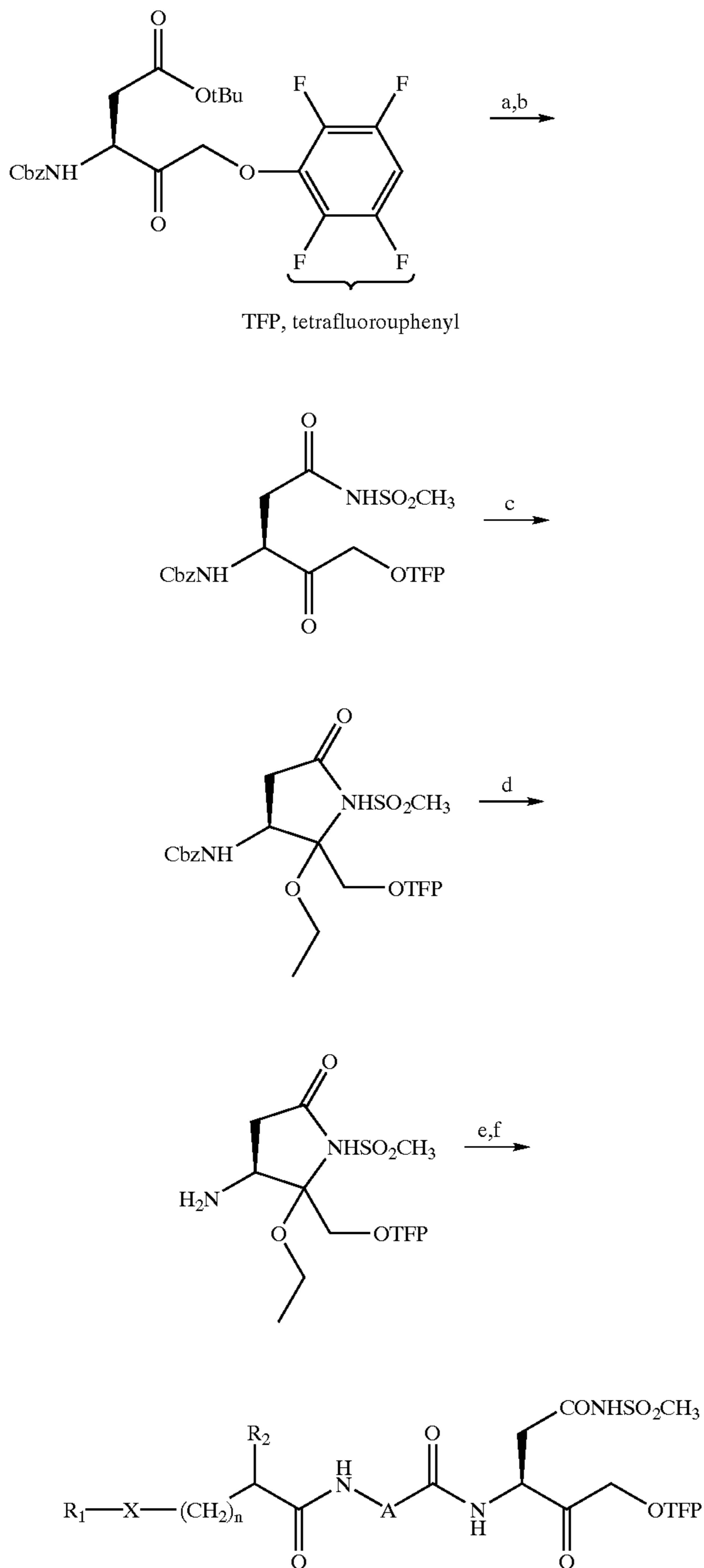
Example Scheme 3b



Starting with the commercially available Fmoc-Asp(OtBu)-OH, the Weinreb amide is formed, followed by hydrolysis of the t-butyl ester. The beta carboxylic acid is then coupled with methyl sulfonamide (or other substituted sulfonamide), followed by reduction of the Weinreb amide to the aldehyde. Acid-catalyzed acetal formation using benzyl alcohol is assisted by cyclization of the sulfonamide to form a stable 5-membered ring. The fluorenylmethoxy urethane is then removed, the aspartyl intermediate coupled to the substituted acyl peptide of choice, then the acetal deprotected. (a) EDCI, HOBt, N-Me Morpholine, $\text{HClH}_2\text{N(OCH}_3\text{)CH}_3$, CH_2Cl_2 , 0°C. -RT; (b) TFA, anisole, CH_2Cl_2 , RT; (c) EDCI, DMAP (cat.), $\text{CH}_3\text{SO}_2\text{NH}_2$, CH_2Cl_2 , RT; (d) LAH, THF, 0°C. ; (e) Benzyl alcohol, p-TsOH, toluene reflux; (f) Et_2NH , DMF, RT; (g) $\text{R}^1\text{-X-(CH}_2\text{)}_n\text{-CH(R}^2\text{)CO(amino acid)CO}_2\text{H}$, EDCI, HOBt, N-Me Morpholine, CH_2Cl_2 , 0°C. -RT; (h) H_2 ; Pd/C, RT.

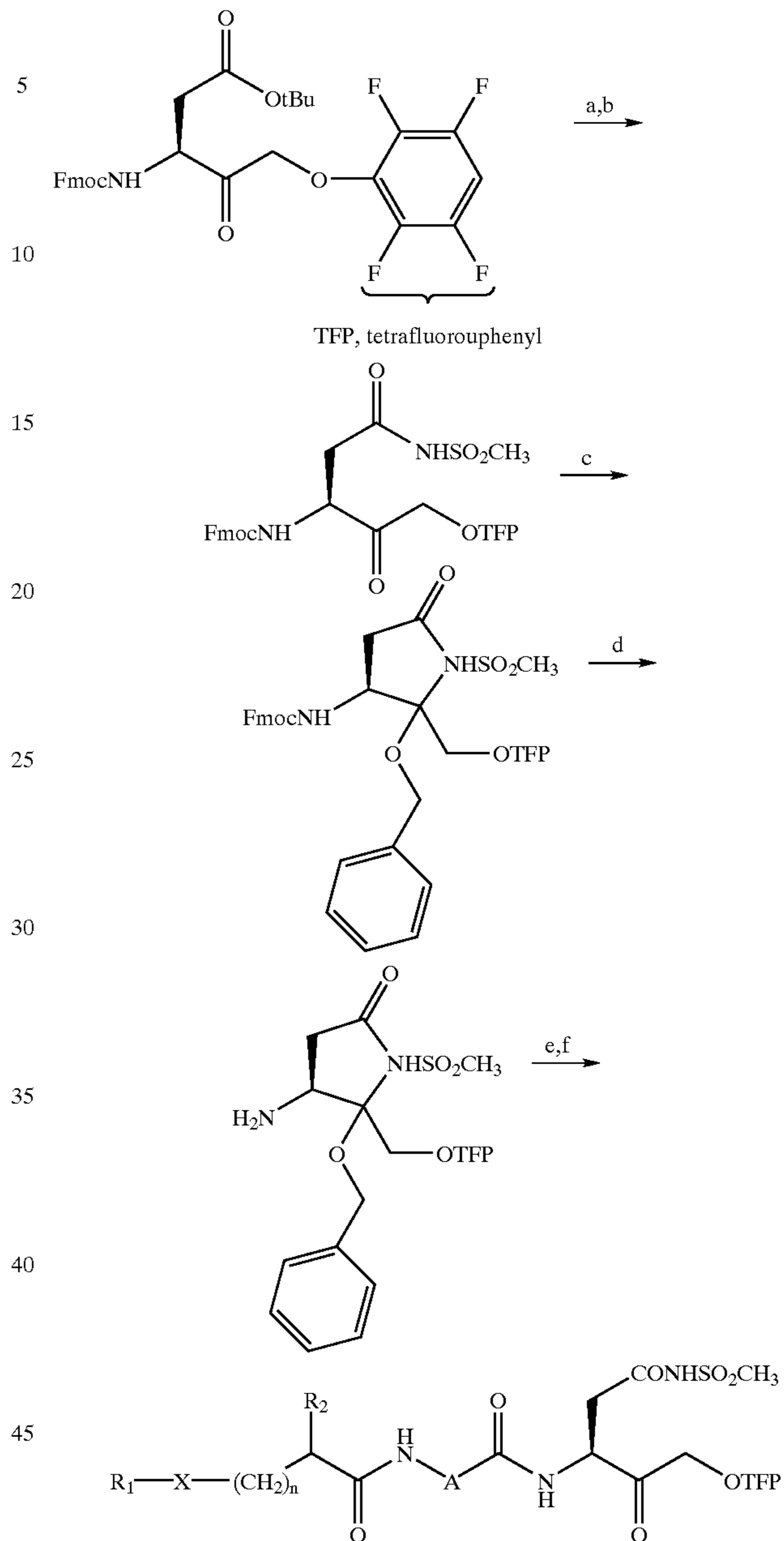
33

Example Scheme 3c



34

Example Scheme 3d



EXAMPLE 4

Representative Compounds

The representative compounds listed in the following Table 1 may be made according to the procedures set forth in Examples 2 and 3.

TABLE 1

Representative Compounds			
No.	A	B	R ¹
No.	A	B	R ¹
2	NHCH(CH ₂ CH(CH ₃) ₂)CO	CH ₂ F	1-naphthyl
3	NHCH(CH(CH ₃) ₂)CO	CH ₂ F	1-naphthyl
4	NHCH(CH(CH ₃) ₂)CO	CH ₂ OCO(2,4-diCl—Ph)	1-naphthyl
5	NHCH(CH(CH ₃) ₂)CO	CH ₂ O(2,6-diF—Ph)	1-naphthyl
6	NHCH(CH(CH ₃) ₂)CO	CH ₂ O(2,4,6-triF—Ph)	1-naphthyl
7	NHCH(CH(CH ₃) ₂)CO	CH ₂ O(2,3,5,6-tetraF—Ph)	1-naphthyl
8	NHCH(CH(CH ₃) ₂)CO	CH ₂ O(6-Me-2-pyron-4-yl)	1-naphthyl
9	NHCH(CH(CH ₃) ₂)CO	CH ₂ O(2-Ph-5,6-benzopyran-4-on-3-yl)	1-naphthyl
10	NHCH(CH(CH ₃) ₂)CO	CH ₂ OPO(Me)Ph	1-naphthyl
11	NHCH(CH(CH ₃) ₂)CO	CH ₂ OPOPh ₂	1-naphthyl
12	NHCH(CH(CH ₃) ₂)CO	CH ₂ O(2-CF ₃ -pyrimidin-4-yl)	1-naphthyl
13	NHCH(CH(CH ₃) ₂)CO	CH ₂ O(5-CO ₂ Me-isoxazol-3-yl)	1-naphthyl
14	NHCH(CH(CH ₃) ₂)CO	CH ₂ OPO(Me)(1-naphthyl)	1-naphthyl
15	NHCH(CH ₂ CH(CH ₃) ₂)CO	CH ₂ OPOPh ₂	1-naphthyl
16	NHCH(CH ₂ CH(CH ₃) ₂)CO	CH ₂ OCO(2,6-diCl—Ph)	1-naphthyl
17	NHCH(CH ₂ CH(CH ₃) ₂)CO	CH ₂ O(2,4,6-triF—Ph)	1-naphthyl
18	NHCH(CH ₂ CH(CH ₃) ₂)CO	CH ₂ O(2,3,5,6-tetraF—Ph)	1-naphthyl
19	NHCH(CH ₂ CH(CH ₃) ₂)CO	CH ₂ OPO(Me)Ph	1-naphthyl
20	NHCH(CH ₃)CO	CH ₂ O(2-F—Ph)	(2-Ph)Ph
21	NHCH(CH ₃)CO	CH ₂ OCO(2,6-di-Cl—Ph)	(2-Ph)Ph
22	NHCH(CH ₃)CO	CH ₂ OPOPh ₂	(2-Ph)Ph
23	NHCH(CH ₃)CO	CH ₂ O(2-F—Ph)	(2-t-Bu)Ph
24	NHCH(CH ₃)CO	CH ₂ OPOPh ₂	(2-t-Bu)Ph
25	NHCH(CH ₃)CO	CH ₂ OCO(2,3,5,6-tetra-Cl—Ph)	1-naphthyl-CH ₂
26	NHCH(CH ₃)CO	CH ₂ OCO(2,6-di-Cl—Ph)	1-naphthyl-CH ₂
27	NHCH(CH ₃)CO	CH ₂ OPOPh ₂	1-naphthyl-CH ₂
28	NHCH(CH(CH ₃) ₂)CO	CH ₂ O(2,3,5,6-tetraF—Ph)	1-naphthyl-CH ₂
29	NHCH(CH(CH ₃) ₂)CO	CH ₂ O(2,3,5,6-tetraF—Ph)	PhCH ₂
30	NHCH(CH(CH ₃) ₂)CO	CH ₂ O(2,3,5,6-tetraF—Ph)	Ph(CH ₂) ₂
31	NHCH(CH(CH ₃) ₂)CO	CH ₂ O(2,3,5,6-tetraF—Ph)	Ph ₂ CH
32	NHCH(CH(CH ₃) ₂)CO	CH ₂ O(2,3,5,6-tetraF—Ph)	Ph
33	NHCH(CH(CH ₃) ₂)CO	CH ₂ O(2,3,5,6-tetraF—Ph)	(2-Ph)Ph
34	NHCH(CH(CH ₃) ₂)CO	CH ₂ O(2,3,5,6-tetraF—Ph)	(2-PhCH ₂)Ph
35	NHCH(CH(CH ₃) ₂)CO	CH ₂ O(2,3,5,6-tetraF—Ph)	(3-PhO)Ph
36	NHCH(CH(CH ₃) ₂)CO	CH ₂ O(2,3,5,6-tetraF—Ph)	4-Cl-1-naphthyl
37	NHCH(CH(CH ₃) ₂)CO	CH ₂ O(2,3,5,6-tetraF—Ph)	2-anthryl
38	NHCH(CH(CH ₃) ₂)CO	CH ₂ O(2,3,5,6-tetraF—Ph)	2-benzimidazolyl
39	NHCH(CH(CH ₃) ₂)CO	CH ₂ O(2,3,5,6-tetraF—Ph)	1-adamantanyl
40	NHCH(CH(CH ₃) ₂)CO	CH ₂ O(2,3,5,6-tetraF—Ph)	(2-F)Ph
41	NHCH(CH(CH ₃) ₂)CO	CH ₂ O(2,3,5,6-tetraF—Ph)	(4-F)Ph
42	NHCH(CH(CH ₃) ₂)CO	CH ₂ O(2,3,5,6-tetraF—Ph)	(2-CF ₃)Ph
43	NHCH(CH(CH ₃) ₂)CO	CH ₂ O(2,3,5,6-tetraF—Ph)	(2-t-Bu)Ph
44	NHCH(CH(CH ₃) ₂)CO	CH ₂ O(2,3,5,6-tetraF—Ph)	(4-n-heptyl)Ph
45	NHCH(CH(CH ₃) ₂)CO	CH ₂ O(2,3,5,6-tetraF—Ph)	(2-CH ₃ O)Ph
46	NHCH(CH(CH ₃) ₂)CO	CH ₂ O(2,3,5,6-tetraF—Ph)	(2-PhO)Ph
47	NHCH(CH(CH ₃) ₂)CO	CH ₂ O(2,3,5,6-tetraF—Ph)	2-naphthyl
48	NHCH(CH(CH ₃) ₂)CO	CH ₂ O(2,3,5,6-tetraF—Ph)	5,6,7,8-tetrahydro-1-naphthyl
49	NHCH(CH(CH ₃) ₂)CO	CH ₂ O(2,3,5,6-tetraF—Ph)	1-anthryl
50	NHCH(CH(CH ₃) ₂)CO	CH ₂ O(2,3,5,6-tetraF—Ph)	2-pyridinyl
51	NHCH(CH(CH ₃) ₂)CO	CH ₂ O(2,3,5,6-tetraF—Ph)	4-pyridinyl
52	NHCH(CH(CH ₃) ₂)CO	CH ₂ O(2,3,5,6-tetraF—Ph)	2,3,5,6-tetrafluoro-4-pyridinyl
53	NHCH(CH(CH ₃) ₂)CO	CH ₂ O(2,3,5,6-tetraF—Ph)	2-pyrazinyl
54	NHCH(CH(CH ₃) ₂)CO	CH ₂ O(2,3,5,6-tetraF—Ph)	1,2,3,4-tetrahydro-1-naphthyl
55	NHCH(CH(CH ₃) ₂)CO	CH ₂ O(2,3,5,6-tetraF—Ph)	(2-Cl)Ph
56	NHCH(CH(CH ₃) ₂)CO	CH ₂ O(2,3,5,6-tetraF—Ph)	(2-Br)Ph
57	NHCH(CH(CH ₃) ₂)CO	CH ₂ O(2,3,5,6-tetraF—Ph)	(2-I)Ph
58	NHCH(CH(CH ₃) ₂)CO	CH ₂ O(2,3,5,6-tetraF—Ph)	(2,6-di-F)Ph
59	NHCH(CH(CH ₃) ₂)CO	CH ₂ O(2,3,5,6-tetraF—Ph)	(2,5-di-t-Bu)Ph
60	NHCH(CH(CH ₃) ₂)CO	CH ₂ O(2,3,5,6-tetraF—Ph)	5-indanyl
61	NHCH(CH(CH ₃) ₂)CO	CH ₂ O(2,3,5,6-tetraF—Ph)	(3,4,5-tri-MeO)PhCH ₂
62	NHCH(CH(CH ₃) ₂)CO	CH ₂ O(2,3,5,6-tetraF—Ph)	methyl

TABLE 1-continued

Representative Compounds			
No.	A	B	R ¹
63	NHCH(CH(CH ₃) ₂)CO	CH ₂ O(2,3,5,6-tetraF—Ph)	n-heptyl
64	NHCH(CH(CH ₃) ₂)CO	CH ₂ O(2,3,5,6-tetraF—Ph)	t-octyl
65	NHCH(CH(CH ₃) ₂)CO	CH ₂ O(2,3,5,6-tetraF—Ph)	cyclo-hexyl
66	NHCH(CH(CH ₃) ₂)CO	CH ₂ O(2,3,5,6-tetraF—Ph)	5-Ph-3-pyrazolyl
67	NHCH(CH(CH ₃) ₂)CO	CH ₂ O(2,3,5,6-tetraF—Ph)	(2-F-4-I)Ph
68	NHCH(CH(CH ₃) ₂)CO	CH ₂ O(2,3,5,6-tetraF—Ph)	(2,3,4,5-tetra-F)Ph
69	NHCH(CH(CH ₃) ₂)CO	CH ₂ O(2,3,5,6-tetraF—Ph)	(2,3,4,6-tetra-F)Ph
70	NHCH(CH(CH ₃) ₂)CO	CH ₂ O(2,3,5,6-tetraF—Ph)	(2,3,5,6-tetra-Cl)Ph
71	NHCH(CH(CH ₃) ₂)CO	CH ₂ O(2,3,5,6-tetraF—Ph)	(2,3,4,5,6-penta-F)Ph
72	NHCH(CH(CH ₃) ₂)CO	CH ₂ O(2,3,5,6-tetraF—Ph)	Ph ₂ N
73	NHCH(CH(CH ₃) ₂)CO	CH ₂ O(2,3,5,6-tetraF—Ph)	PHCH ₂ (Ph)N
74	NHCH(CH(CH ₃) ₂)CO	CH ₂ O(2,3,5,6-tetraF—Ph)	PhCH ₂ O
75	NHCH(CH ₃)CO	CH ₂ O(2,3,5,6-tetraF—Ph)	(2-t-Bu)Ph
76	NHCH(CH ₃)CO	CH ₂ O(2,3,5,6-tetraF—Ph)	(2-CF ₃)Ph
77	NHCH(CH ₃)CO	CH ₂ O(2,3,5,6-tetraF—Ph)	(2-Ph)Ph
78	NHCH(CH ₃)CO	CH ₂ O(2,3,5,6-tetraF—Ph)	(2-PhCH ₂)Ph
79	NHCH(CH ₃)CO	CH ₂ O(2,3,5,6-tetraF—Ph)	(2-PhO)Ph
80	NHCH(CH ₃)CO	CH ₂ O(2,3,5,6-tetraF—Ph)	(3-PhO)Ph
81	NHCH(CH ₃)CO	CH ₂ O(2,3,5,6-tetraF—Ph)	5,6,7,8-tetrahydro-1-naphthyl
82	NHCH(CH ₃)CO	CH ₂ O(2,3,5,6-tetraF—Ph)	1-naphthyl
83	NHCH(CH ₃)CO	CH ₂ O(2,3,5,6-tetraF—Ph)	Ph
84	NHCH(CH ₃)CO	CH ₂ O(2,3,5,6-tetraF—Ph)	(2,6-di-F)Ph
85	NHCH(CH ₃)CO	CH ₂ O(2,3,5,6-tetraF—Ph)	(4-Ph)Ph
86	NHCH(CH ₃)CO	CH ₂ O(2,3,5,6-tetraF—Ph)	(4-MeO)Ph
87	NHCH(CH ₃)CO	CH ₂ O(2,3,5,6-tetraF—Ph)	Ph ₂ CH
88	NHCH(CH ₂ cyclohexyl)CO	CH ₂ O(2,3,5,6-tetraF—Ph)	(2-PhO)Ph
89	NHCH(CH ₂ cyclohexyl)CO	CH ₂ O(2,3,5,6-tetraF—Ph)	(2-Ph)Ph
90	NHCH(CH ₂ cyclohexyl)CO	CH ₂ O(2,3,5,6-tetraF—Ph)	(2-PhCH ₂)Ph
91	NHCH(CH ₂ cyclohexyl)CO	CH ₂ O(2,3,5,6-tetraF—Ph)	1-naphthyl
92	NHCH(CH ₂ cyclohexyl)CO	CH ₂ OCO(2,6-diCl—Ph)	5,6,7,8-tetrahydro-1-naphthyl
93	NHCH(CH ₂ cyclohexyl)CO	CH ₂ O(2,3,5,6-tetra-F—Ph)	5,6,7,8-tetrahydro-1-naphthyl
94	NHCH(CH ₂ cyclohexyl)CO	CH ₂ OPO(Me)Ph	5,6,7,8-tetrahydro-1-naphthyl
95	NHCH(CH ₂ cyclohexyl)CO	CH ₂ OPOPh ₂	5,6,7,8-tetrahydro-1-naphthyl
96	NHCH(CH ₂ cyclohexyl)CO	CH ₂ OPO(Me)Ph	(2-PhCH ₂)Ph
97	NHCH(CH ₂ cyclohexyl)CO	CH ₂ OPOPh ₂	(2-PhCH ₂)Ph
98	NHCH(CH ₂ cyclohexyl)CO	CH ₂ OPO(Me)Ph	(2-Ph)Ph
99	NHCH(CH ₂ cyclohexyl)CO	CH ₂ OPOPh ₂	(2-Ph)Ph
100		CH ₂ O(2,3,5,6-tetra-F—Ph)	1-naphthyl
101		CH ₂ O(2,3,5,6-tetra-F—Ph)	1-naphthyl
102	NHCH(cyclohexyl)CO	CH ₂ O(2,3,5,6-tetra-F—Ph)	1-naphthyl
103	Norleucine	CH ₂ O(2,3,5,6-tetra-F—Ph)	1-naphthyl
104	(t-butyl)glycine	CH ₂ O(2,3,5,6-tetra-F—Ph)	1-naphthyl
105	(t-butyl)alanine	CH ₂ O(2,3,5,6-tetra-F—Ph)	1-naphthyl

TABLE 1-continued

Representative Compounds			
No.	A	B	R ¹
106	Phenylglycine	CH ₂ O(2,3,5,6-tetra-F—Ph)	1-naphthyl
107	Phenylalanine	CH ₂ O(2,3,5,6-tetra-F—Ph)	1-naphthyl
108	Homophenylalanine	CH ₂ O(2,3,5,6-tetra-F—Ph)	1-naphthyl
109	1-aminocyclopentane carboxylic acid	CH ₂ O(2,3,5,6-tetra-F—Ph)	1-naphthyl
110	NHCH(CH ₂ CH ₂ SOCH ₃)CO	CH ₂ O(2,3,5,6-tetra-F—Ph)	1-naphthyl
111		H	1-naphthyl
112	NHCH(CH(CH ₃) ₂)CO	H	2-(1H-tetrazol-5-yl)Ph
113	NHCH(CH(CH ₃) ₂)CO	H	1-adamantanyl
114	NHCH(CH(CH ₃) ₂)CO	H	Ph
115	NHCH(CH(CH ₃) ₂)CO	H	PhCH ₂
116	NHCH(CH(CH ₃) ₂)CO	H	Ph(CH ₂) ₂
117	NHCH(CH(CH ₃) ₂)CO	H	(2-CF ₃)Ph
118	NHCH(CH(CH ₃) ₂)CO	H	(2-t-Bu)Ph
119	NHCH(CH(CH ₃) ₂)CO	H	(2-Ph)Ph
120	NHCH(CH(CH ₃) ₂)CO	H	(2-PhCH ₂)Ph
121	NHCH(CH(CH ₃) ₂)CO	H	(2-PhO)Ph
122	NHCH(CH(CH ₃) ₂)CO	H	2-naphthyl
123	NHCH(CH(CH ₃) ₂)CO	H	1-naphthyl
124	NHCH(CH(CH ₃) ₂)CO	H	4-Cl-1-naphthyl
125	NHCH(CH(CH ₃) ₂)CO	H	5,6,7,8-tetrahydro-1-naphthyl
126	NHCH(CH(CH ₃) ₂)CO	H	1,2,3,4-tetrahydro-1-naphthyl
127	NHCH(CH(CH ₃) ₂)CO	H	(1-naphthyl)CH ₂
128	NHCH(CH ₂ CH(CH ₃) ₂)CO	H	1-naphthyl

EXAMPLE 5

Activity of Representative Compound

The activity of a representative compound of this invention (i.e., Compound No. 1) was evaluated according to the procedures disclosed in Example 1. More specifically, the IC₅₀ and K_i for Compound No. 1 were determined as set forth above. The IC₅₀ results are provided in Table 2, as run against Cbz-ValAlaAsp-H as a reference control.

TABLE 2

Cpd. No.	Csp-1 IC ₅₀ (μ M)	Csp-3 IC ₅₀ (μ M)	Csp-6 IC ₅₀ (μ M)	Csp-7 IC ₅₀ (μ M)	Csp-8 IC ₅₀ (μ M)	Csp-9 IC ₅₀ (μ M)
1	0.004	0.002	0.002	0.004	0.006	0.005
Reference	0.064	47.0	>10	>10	2.96	0.87

The equations set forth in Example 1 were also used to determine the K_i values of inhibitor (i.e., Compound No. 1) bound to a ICE/ced-3 family protease. Thus, a continuous assay was run for sixty minutes at various concentrations of the inhibitor and the substrate. The assay was formulated essentially the same as described above for generating the

data in Table 2, except that the reaction was initiated by adding the enzyme to the substrate-inhibitor mixture. The K_i values were obtained by simulating the product AMC formation as a function of time according to Equation 1. The results of this second assay are set forth below in Table 3, wherein the reference compound was Cbz-ValAlaAsp-CH₂F.

TABLE 3

Cpd. No.	Csp-1 K _i (μ M)	Csp-3 K _i (μ M)	Csp-6 K _i (μ M)	Csp-8 K _i (μ M)
1	0.20	0.08	0.40	0.60
reference	0.015	0.820	0.594	0.018

Although the invention has been described with reference to the examples provided above, it should be understood that various modifications can be made without departing from the spirit of the invention. Accordingly, the invention is limited only by the claims.

SEQUENCE LISTING

<160> NUMBER OF SEQ ID NOS: 2

<210> SEQ ID NO 1
 <211> LENGTH: 4
 <212> TYPE: PRT
 <213> ORGANISM: Artificial Sequence
 <220> FEATURE:
 <223> OTHER INFORMATION: Substrate for the ICE assay.
 <221> NAME/KEY: ACETYLATION
 <222> LOCATION: (1)...(1)
 <221> NAME/KEY: MOD_RES
 <222> LOCATION: (4)...(4)
 <223> OTHER INFORMATION: amino-4-methylcoumarin

<400> SEQUENCE: 1

Tyr Val Ala Asp
 1

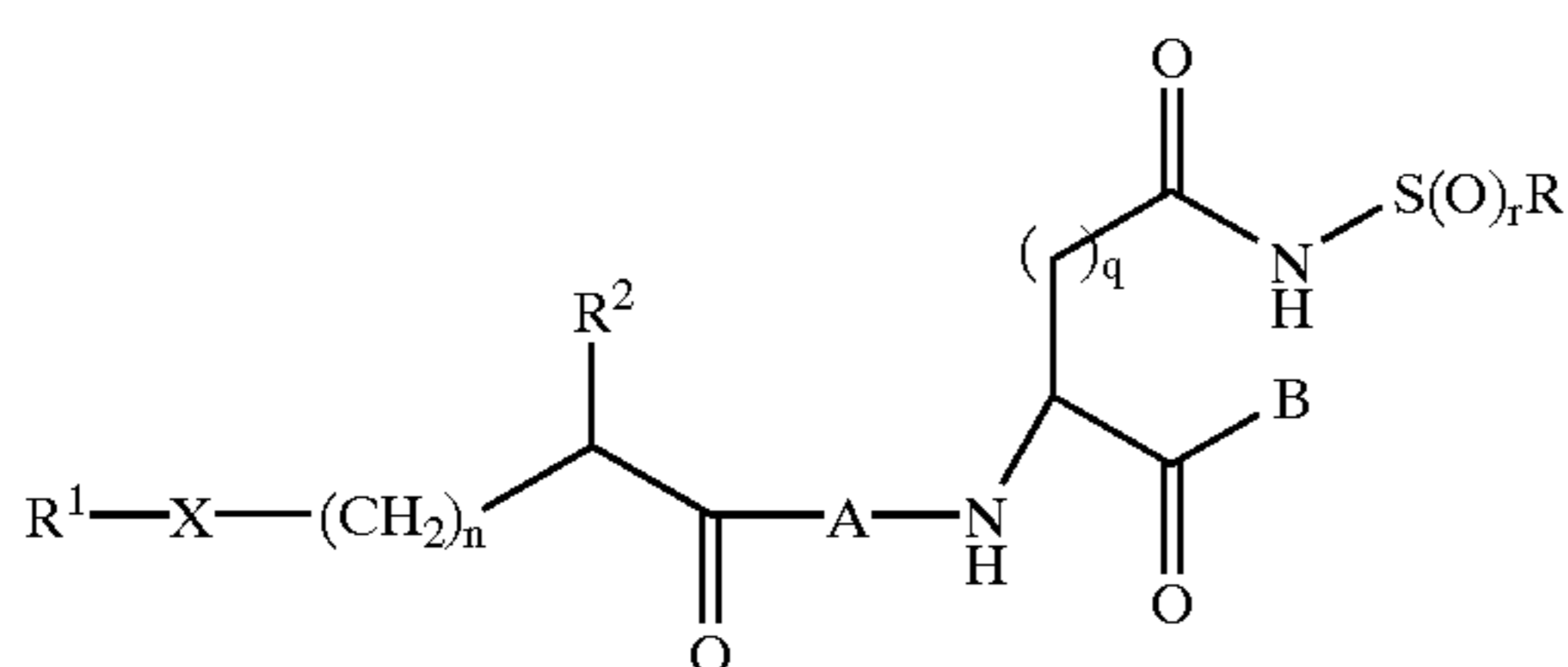
<210> SEQ ID NO 2
 <211> LENGTH: 4
 <212> TYPE: PRT
 <213> ORGANISM: Artificial Sequence
 <220> FEATURE:
 <223> OTHER INFORMATION: Substrate for the CPP32, Mch2, Mch3 and Mch5 assays.
 <221> NAME/KEY: ACETYLATION
 <222> LOCATION: (1)...(1)
 <221> NAME/KEY: MOD_RES
 <222> LOCATION: (4)...(4)
 <223> OTHER INFORMATION: amino-4-methylcoumarin

<400> SEQUENCE: 2

Asp Glu Val Asp
 1

We claim:

1. A compound of the following formula:



wherein:

n is 0, 1 or 2;

q is 1 or 2;

r is 1 or 2;

R is lower alkyl, alkyl, cycloalkyl, (cycloalkyl)alkyl, phenyl, substituted phenyl, phenylalkyl, substituted phenylalkyl, naphthyl, substituted naphthyl, (1 or 2 naphthyl)alkyl, substituted (1 or 2 naphthyl)alkyl, heteroaryl, substituted heteroaryl, (heteroaryl)alkyl, substituted (heteroaryl)alkyl, NR^a(R^b) or OR^c;

R¹ is phenyl, substituted phenyl, naphthyl, substituted naphthyl, heteroaryl, or substituted heteroaryl;

R² is hydrogen, alkyl, cycloalkyl, phenyl, substituted phenyl, (CH₂)_pCO₂R³, (CH₂)_mNH₂, (CH₂)_m

40

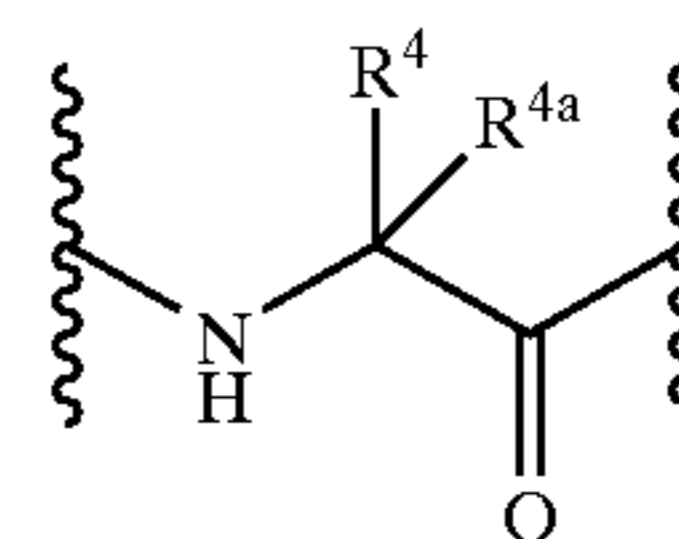
NHCOR¹⁰, (CH₂)_mN(C=NH)NH₂, (CH₂)_pOR¹¹, (CH₂)_pSR¹², (CH₂)_mcycloalkyl, (CH₂)_mphenyl, (CH₂)_m(substituted phenyl), (CH₂)_m(1 or 2-naphthyl), or (CH₂)_mheteroaryl;

45

X is CH₂, C=O, O, S or NH;

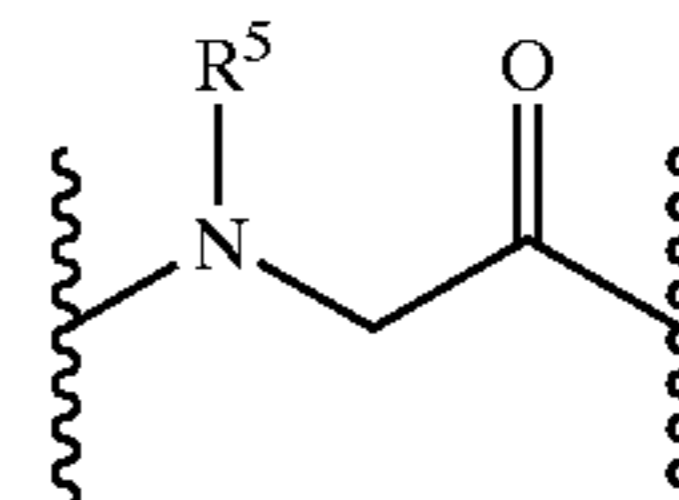
A is a natural or unnatural amino acid of Formula IIa-i:

50



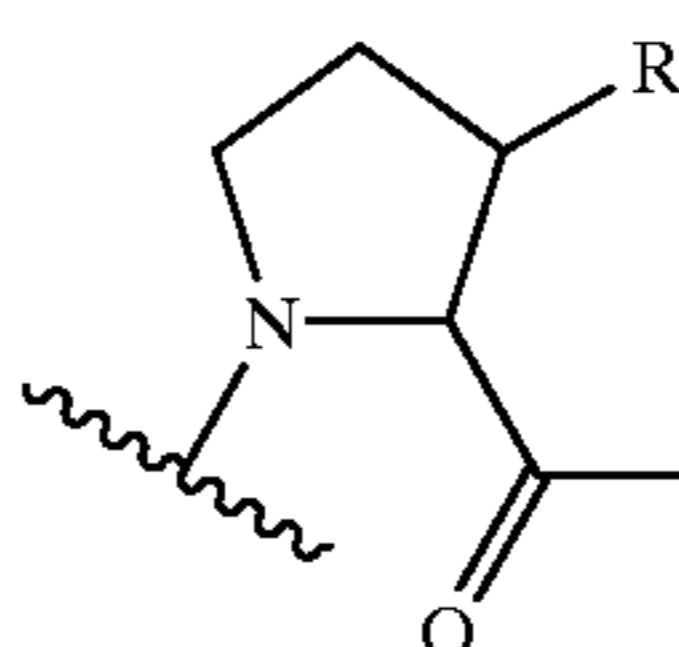
IIa

55



IIb

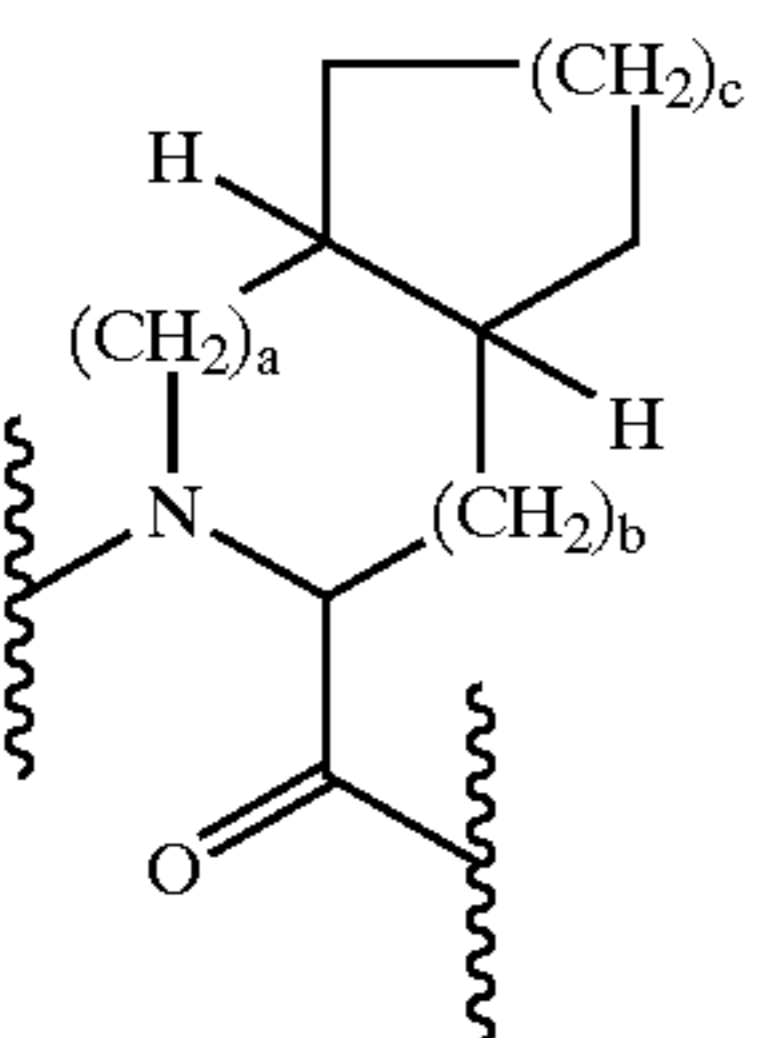
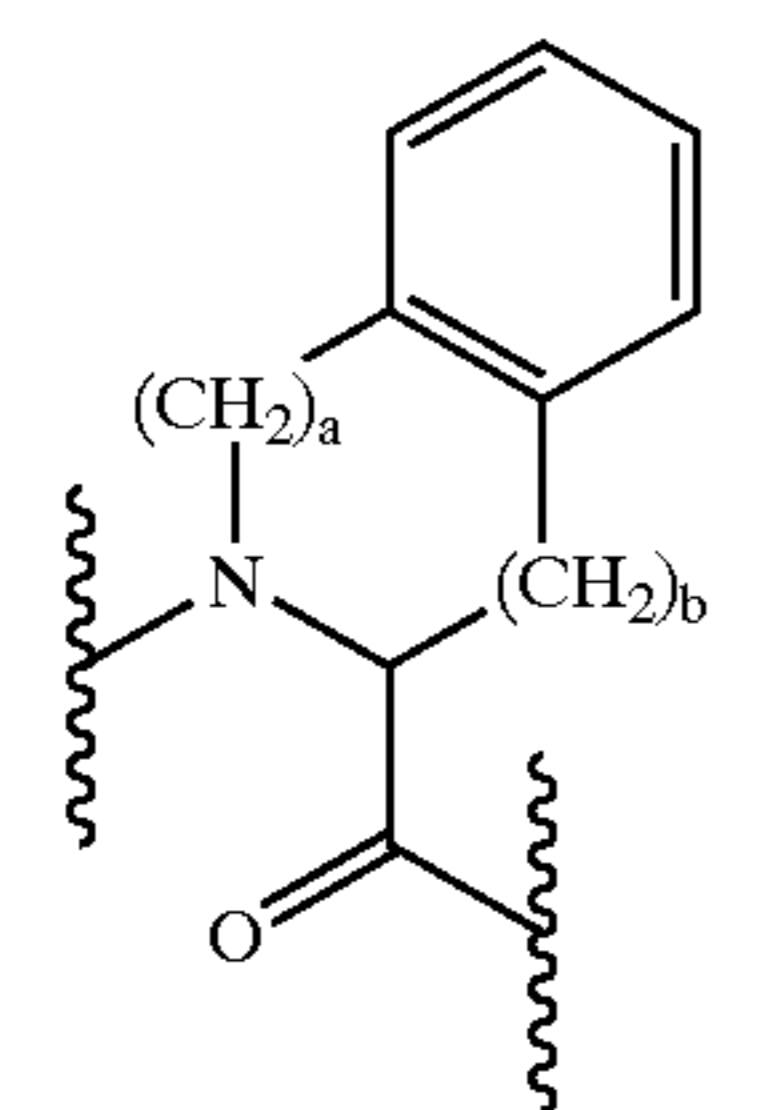
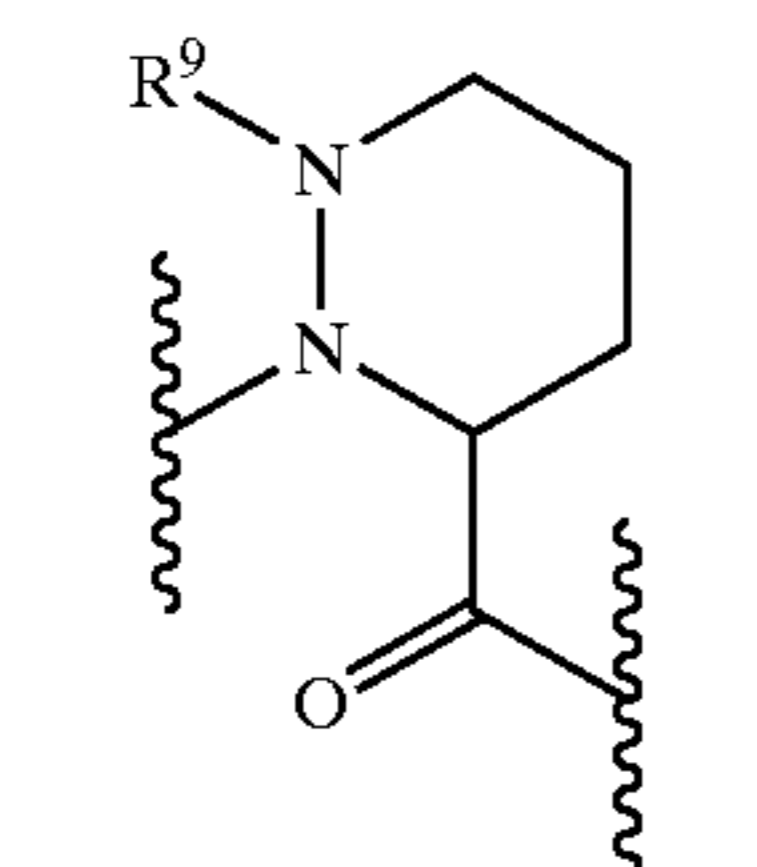
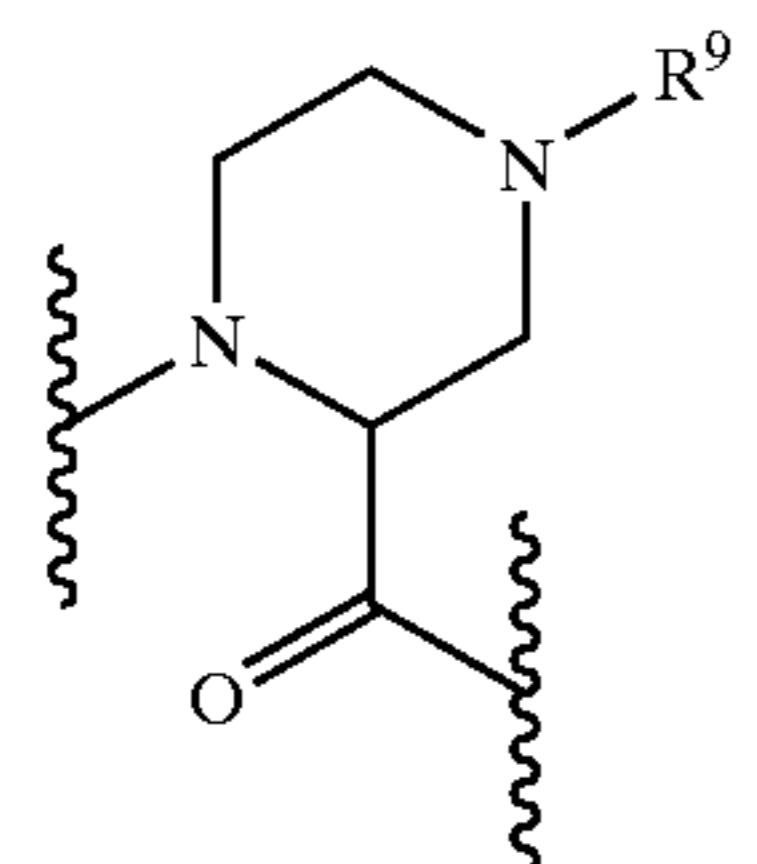
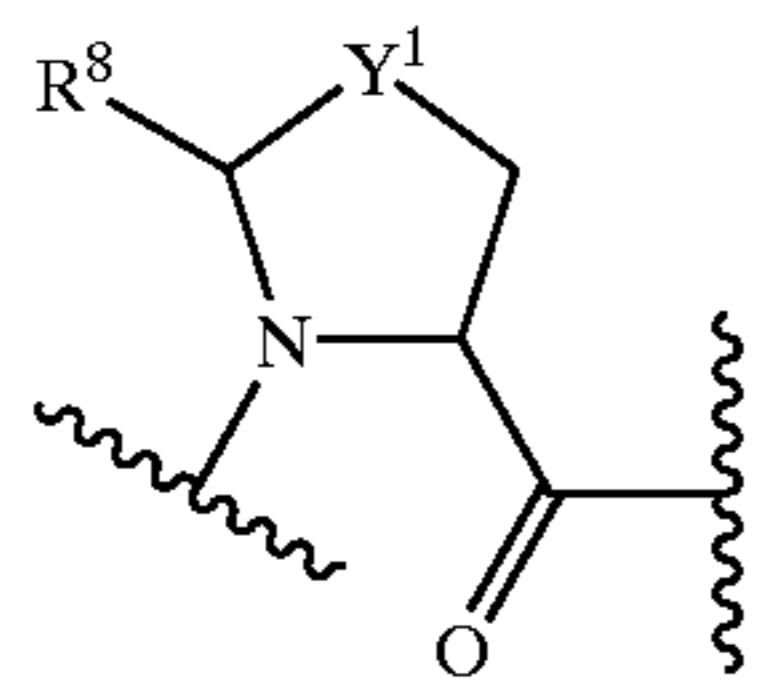
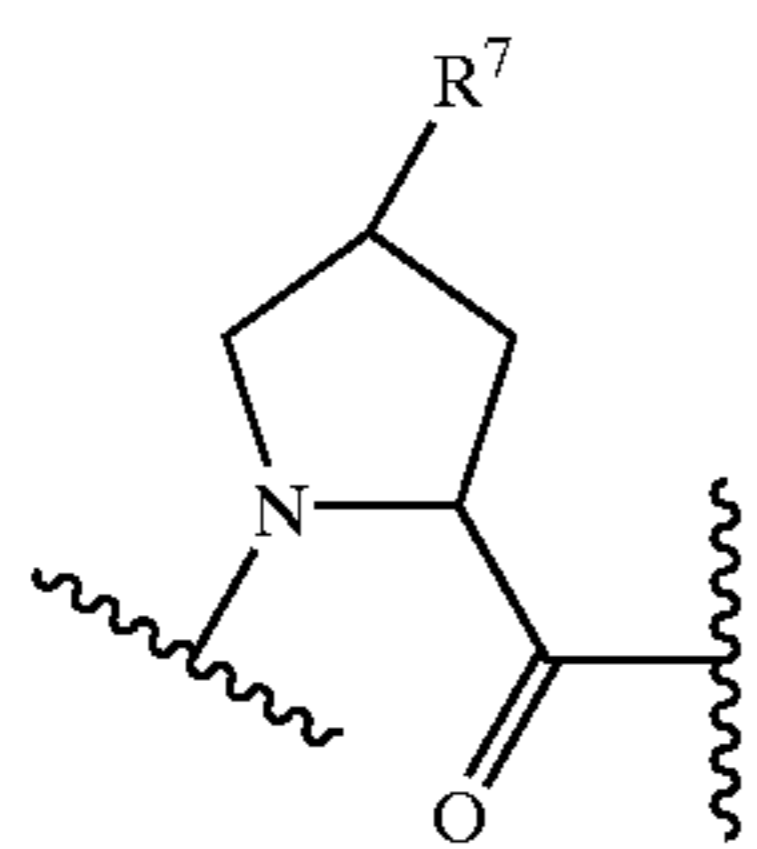
65



IIc

43

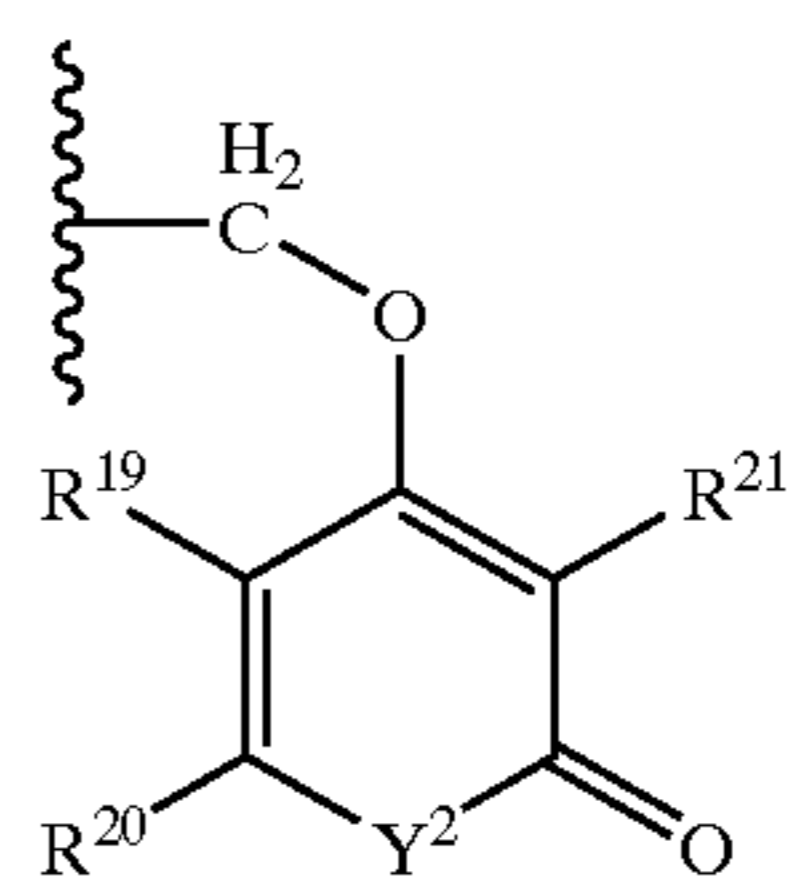
-continued



B is a hydrogen atom, a deuterium atom, C₁₋₁₀ straight chain or branched alkyl, cycloalkyl, phenyl, substituted phenyl, naphthyl, substituted naphthyl, 2-benzoxazolyl, substituted 2-oxazolyl, (CH₂)_m cycloalkyl, (CH₂)_m phenyl, (CH₂)_m (substituted phenyl), (CH₂)_m (1 or 2-naphthyl), (CH₂)_m heteroaryl, halomethyl, CO₂R¹³, CONR¹⁴R¹⁵, CH₂ZR¹⁶, CH₂OCO(aryl), CH₂OCO(substituted aryl), CH₂OCO (heteroaryl), CH₂OCO(substituted heteroaryl), or CH₂OPO(R¹⁷)R¹⁸, where Z is an oxygen or a sulfur atom, or B is a group of the Formula IIIa-c:

44

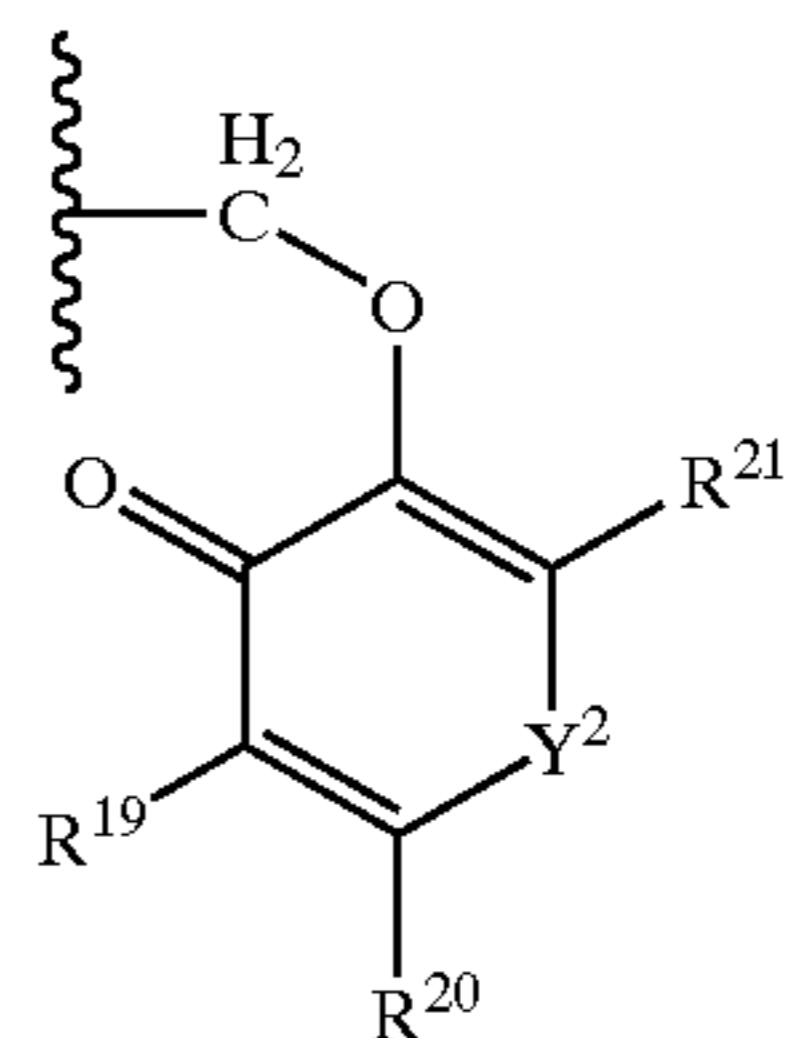
IIa



IIIa

5

IIe



IIIb

10

IIe

15

IIe

20

IIe

25

IIe

IIe

IIe

IIe

IIe

IIe

IIe

and wherein

R^a and R^b are the same or different and independently hydrogen, alkyl, cycloalkyl, (cycloalkyl)alkyl, phenyl, substituted phenyl, phenylalkyl, substituted phenylalkyl, naphthyl, substituted naphthyl, (1 or 2 naphthyl)alkyl, substituted (1 or 2 naphthyl)alkyl, heteroaryl, substituted heteroaryl, (heteroaryl)alkyl, or substituted (heteroaryl)alkyl, with the proviso that R^a and R^b cannot both be hydrogen;

R^c is alkyl, cycloalkyl, (cycloalkyl)alkyl, phenyl, substituted phenyl, phenylalkyl, substituted phenylalkyl, naphthyl, substituted naphthyl, (1 or 2 naphthyl)alkyl, substituted (1 or 2 naphthyl)alkyl, heteroaryl, substituted heteroaryl, (heteroaryl)alkyl, or substituted (heteroaryl)alkyl;

R³ is hydrogen, alkyl, cycloalkyl, (cycloalkyl)alkyl, phenylalkyl, or substituted phenylalkyl;

R⁴ is alkyl, cycloalkyl, phenyl, substituted phenyl, (CH₂)_mNH₂, (CH₂)_mNHCOR¹⁰, (CH₂)_mN(C=NH)NH₂, (CH₂)_pCO₂R³, (CH₂)_pOR¹¹, (CH₂)_pSR¹², (CH₂)_mcycloalkyl, (CH₂)_mphenyl, (CH₂)_m(substituted phenyl), (CH₂)_m(1 or 2-naphthyl), or (CH₂)_mheteroaryl;

R^{4a} is hydrogen, or methyl; or

R⁴ and R^{4a} taken together are —(CH₂)_d— where d is an integer from 2 to 6;

R⁵ is phenyl, substituted phenyl, (CH₂)_pphenyl, (CH₂)_p(substituted phenyl), cycloalkyl, or benzo-fused cycloalkyl;

R⁶ is hydrogen, alkyl, cycloalkyl, phenyl, substituted phenyl, (CH₂)_mcycloalkyl, (CH₂)_mphenyl, (CH₂)_m(substituted phenyl), or (CH₂)_m(1 or 2-naphthyl);

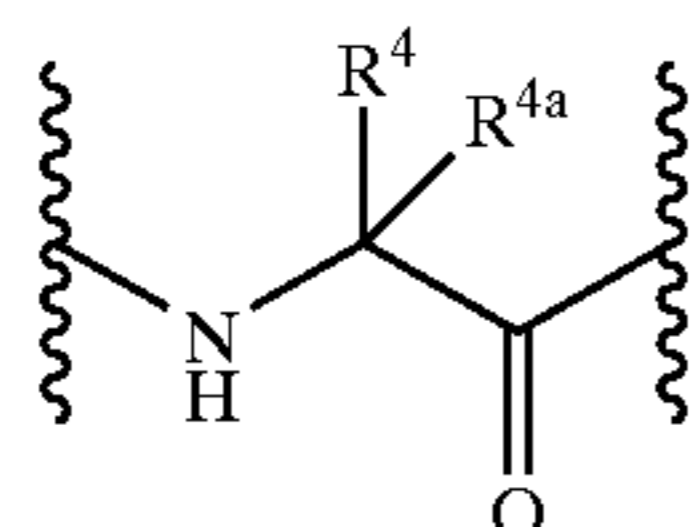
R⁷ is hydrogen, fluorine, oxo, alkyl, cycloalkyl, phenyl, substituted phenyl, naphthyl, (CH₂)_mcycloalkyl, (CH₂)_mphenyl, (CH₂)_m(substituted phenyl), (CH₂)_m(1 or 2-naphthyl), OR¹¹, SR¹², or NHCOR¹⁰;

R⁸ is hydrogen, oxo, alkyl, cycloalkyl, phenyl, substituted phenyl, naphthyl, (CH₂)_mcycloalkyl, (CH₂)_mphenyl, (CH₂)_m(substituted phenyl), or (CH₂)_m(1 or 2-naphthyl);

45

- R^9 is alkyl, cycloalkyl, $(CH_2)_m$ cycloalkyl, $(CH_2)_m$ phenyl, $(CH_2)_m$ (substituted phenyl), $(CH_2)_m$ (1 or 2-naphthyl), or COR^{10} ;
- R^{10} is hydrogen, alkyl, cycloalkyl, phenyl, substituted phenyl, naphthyl, $(CH_2)_m$ cycloalkyl, $(CH_2)_m$ phenyl, $(CH_2)_m$ (substituted phenyl), $(CH_2)_m$ (1 or 2-naphthyl), OR^{13} , or $NR^{14}R^{15}$;
- R^{11} is hydrogen, alkyl, cycloalkyl, phenyl, substituted phenyl, naphthyl, $(CH_2)_m$ cycloalkyl, $(CH_2)_m$ phenyl, $(CH_2)_m$ (substituted phenyl), or $(CH_2)_m$ (1 or 2-naphthyl);
- R^{12} is alkyl, cycloalkyl, phenyl, substituted phenyl, naphthyl, $(CH_2)_m$ cycloalkyl, $(CH_2)_m$ phenyl, $(CH_2)_m$ (substituted phenyl), or $(CH_2)_m$ (1 or 2-naphthyl);
- R^{13} is alkyl, cycloalkyl, $(CH_2)_m$ cycloalkyl, $(CH_2)_m$ phenyl, $(CH_2)_m$ (substituted phenyl), or $(CH_2)_m$ (1 or 2-naphthyl);
- R^{14} is hydrogen, alkyl, cycloalkyl, phenyl, substituted phenyl, naphthyl, substituted naphthyl, $(CH_2)_m$ cycloalkyl, $(CH_2)_m$ phenyl, $(CH_2)_m$ (substituted phenyl), or $(CH_2)_m$ (1 or 2-naphthyl);
- R^{15} is hydrogen or alkyl; or
- R^{14} and R^{15} taken together form a five, six or seven membered carbocyclic or heterocyclic ring, such as morpholine or N-substituted piperazine;
- R^{16} is phenyl, substituted phenyl, naphthyl, substituted naphthyl, heteroaryl, $(CH_2)_m$ phenyl, $(CH_2)_m$ (substituted phenyl), $(CH_2)_m$ (1 or 2-naphthyl), or $(CH_2)_m$ heteroaryl;
- R^{17} and R^{18} are independently alkyl, cycloalkyl, phenyl, substituted phenyl, naphthyl, or phenylalkyl, substituted phenylalkyl, or (cycloalkyl)alkyl;
- R^{19} and R^{20} are independently hydrogen, alkyl, phenyl, substituted phenyl, $(CH_2)_m$ phenyl, or $(CH_2)_m$ (substituted phenyl), or R^{19} and R^{20} taken together are $-(CH=CH)_2-$;
- R^{21} is hydrogen, alkyl, phenyl, substituted phenyl, $(CH_2)_m$ phenyl, $(CH_2)_m$ (substituted phenyl);
- R^{22} , R^{23} and R^{24} are independently hydrogen or alkyl;
- Y^1 is CH_2 , $(CH_2)_2$, $(CH_2)_3$, or S;
- Y^2 is O or NR^{24} ;
- Y^3 is CH_2 , O, or NR^{24} ;
- a is 0 or 1 and b is 1 or 2, provided that when a is 1 then b is 1;
- c is 1 or 2, provided that when c is 1 then a is 0 and b is 1;
- m is 1, 2, 3 or 4; and
- p is 1 or 2;
- or a pharmaceutically acceptable salt thereof.

2. The compound of claim 1 where X is oxygen.
3. The compound of claim 1 where X is sulfur.
4. The compound of claim 1 where X is NH.
5. The compound of claim 1 where X is CH_2 .
6. The compound of claim 1 where X is $C=O$.
7. The compound of claim 1 wherein q is 1.
8. The compound of claim 1 wherein q is 2.
9. The compound of claim 1 wherein A is



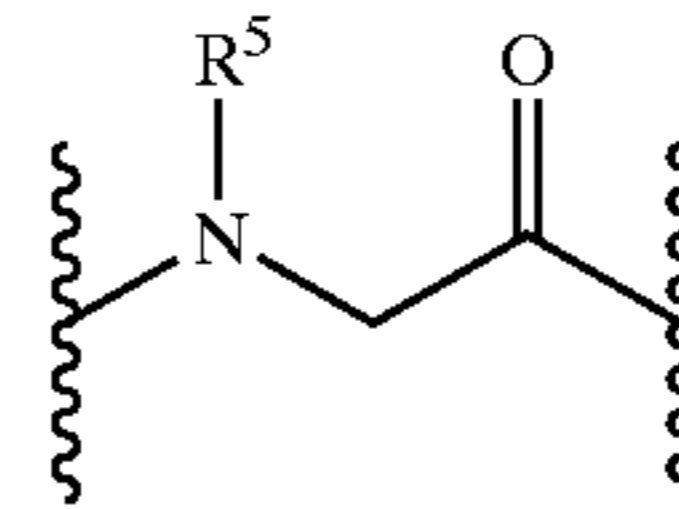
10. The compound of claim 9 wherein R^4 is lower alkyl, cycloalkyl, phenyl, substituted phenyl, $(CH_2)_nNH_2$, $(CH_2)_mOR^{10}$, $(CH_2)_mSR^{11}$, $(CH_2)_n$

46

cycloalkyl, $(CH_2)_n$ phenyl, $(CH_2)_n$ (substituted phenyl), or $(CH_2)_n$ (1 or 2-naphthyl); and

R^{4a} is hydrogen.

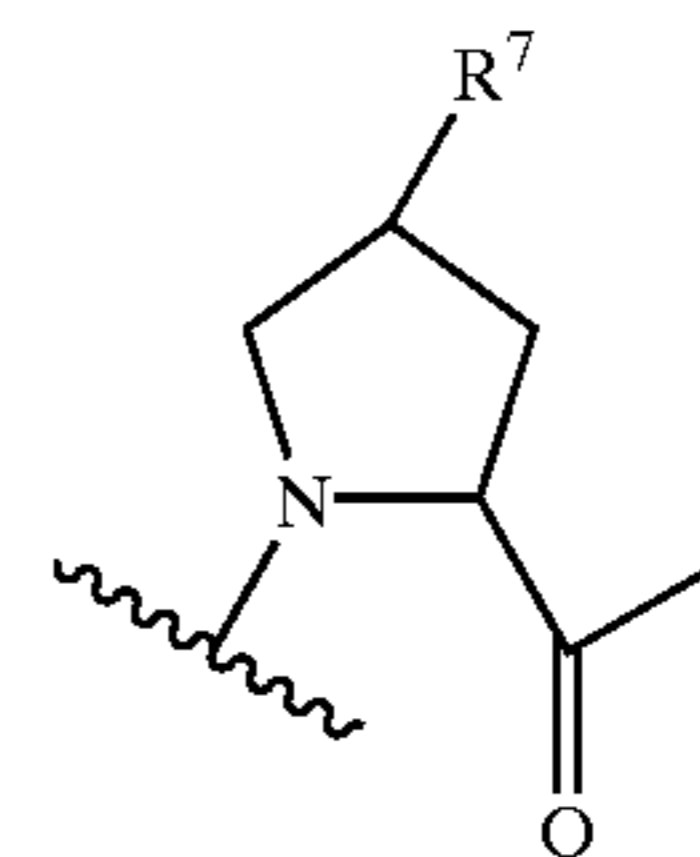
11. The compound of claim 1 wherein A is



IIb

12. The compound of claim 11 wherein R^5 is phenyl, substituted phenyl, $(CH_2)_m$ phenyl, $(CH_2)_m$ (substituted phenyl), cycloalkyl, or 2-indanyl.

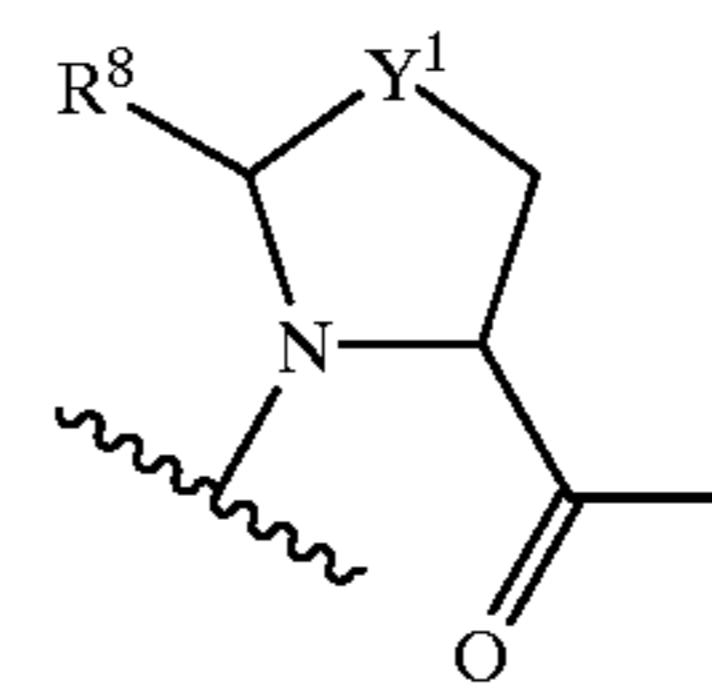
13. The compound of claim 1 wherein A is



IIc

14. The compound of claim 13 wherein R^7 is hydrogen, fluorine, cycloalkyl, phenyl, substituted phenyl, naphthyl, $(CH_2)_n$ cycloalkyl, $(CH_2)_n$ phenyl, $(CH_2)_n$ (substituted phenyl), $(CH_2)_n$ (1 or 2-naphthyl), OR^{10} , or SR^{11} .

15. The compound of claim 1 wherein A is



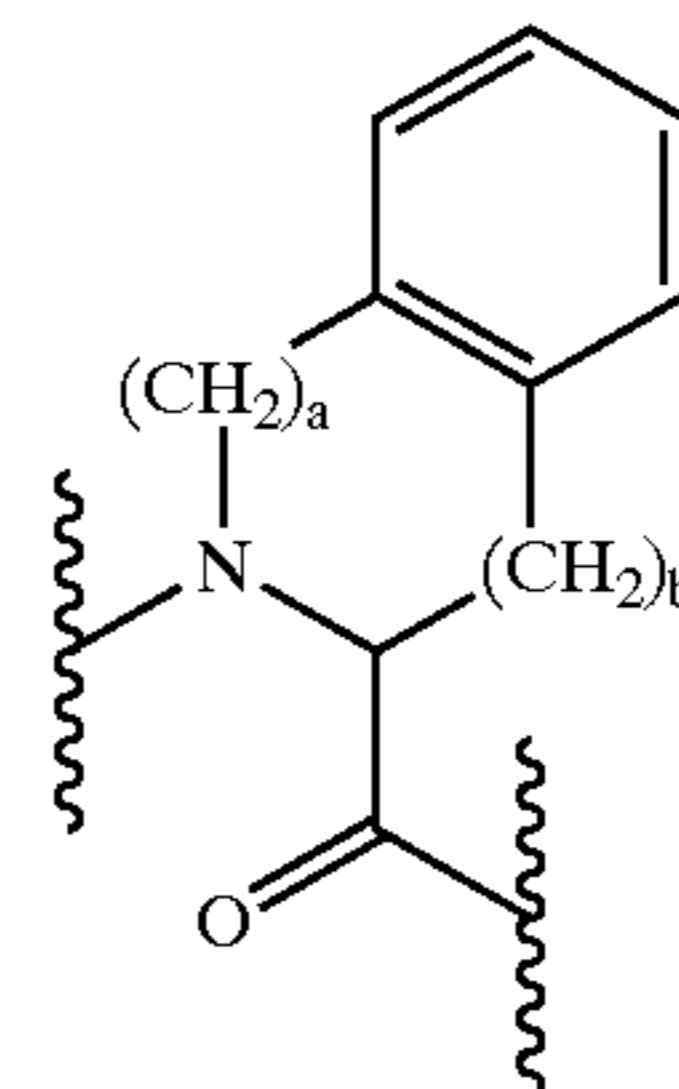
IIe

16. The compound of claim 15 wherein

R^8 is hydrogen, oxo, cycloalkyl, phenyl, substituted phenyl, or naphthyl; and

Y^1 is CH_2 , $(CH_2)_2$, $(CH_2)_3$, or S.

17. The compound of claim 1 wherein A is



IIh

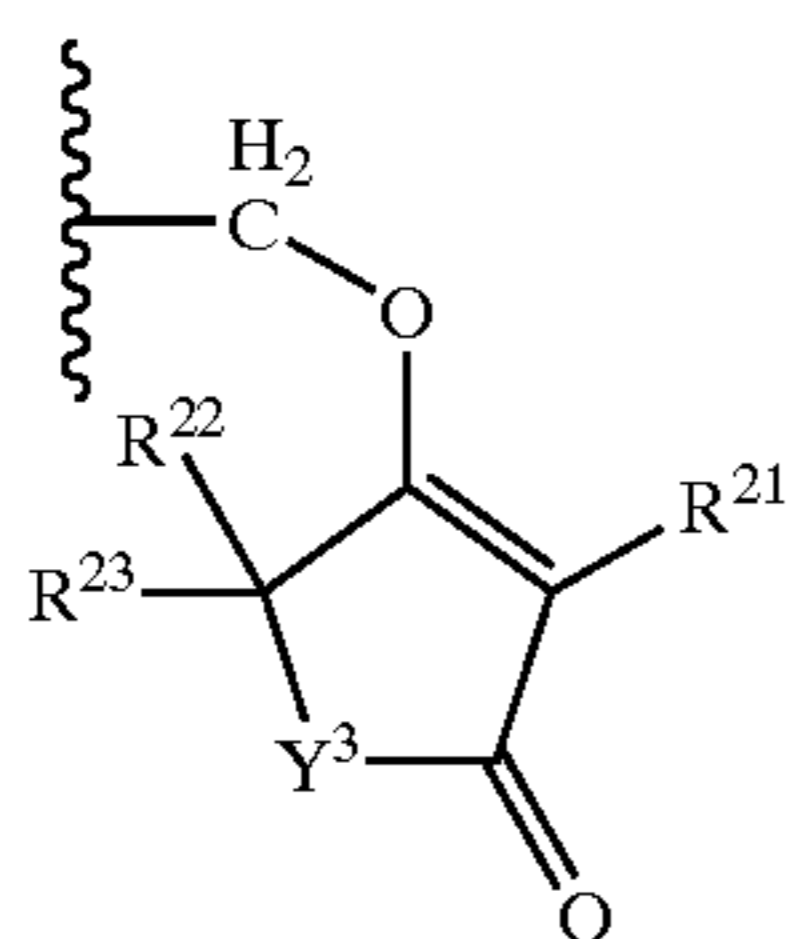
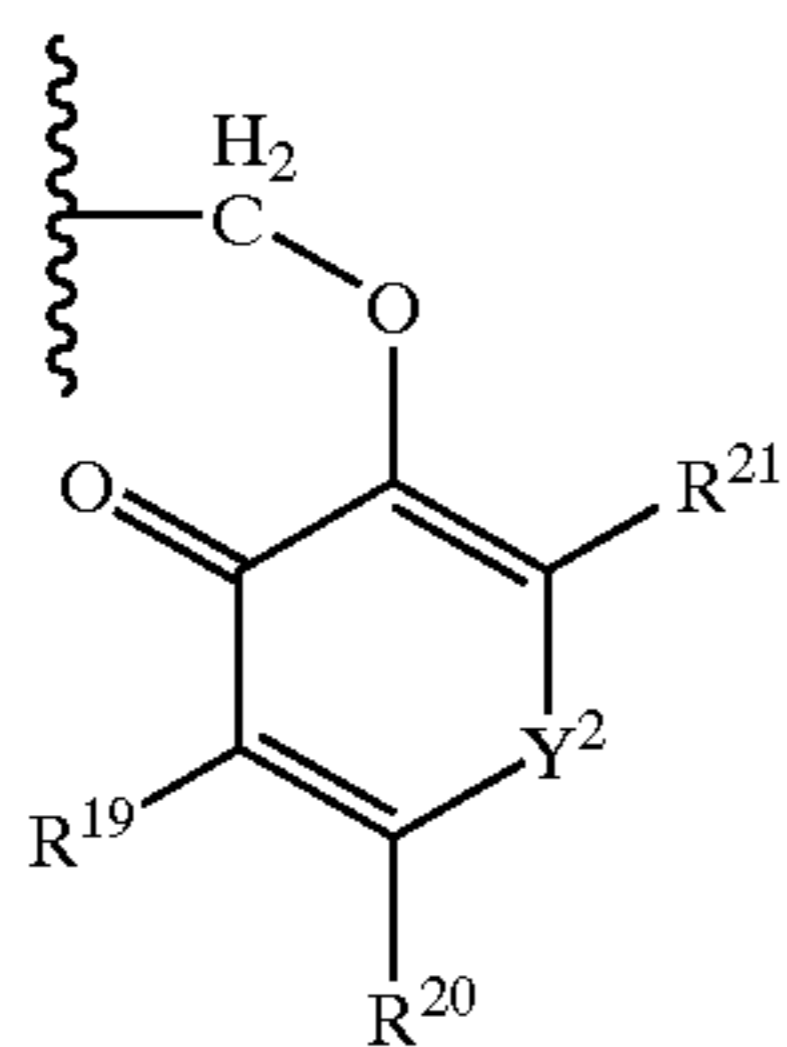
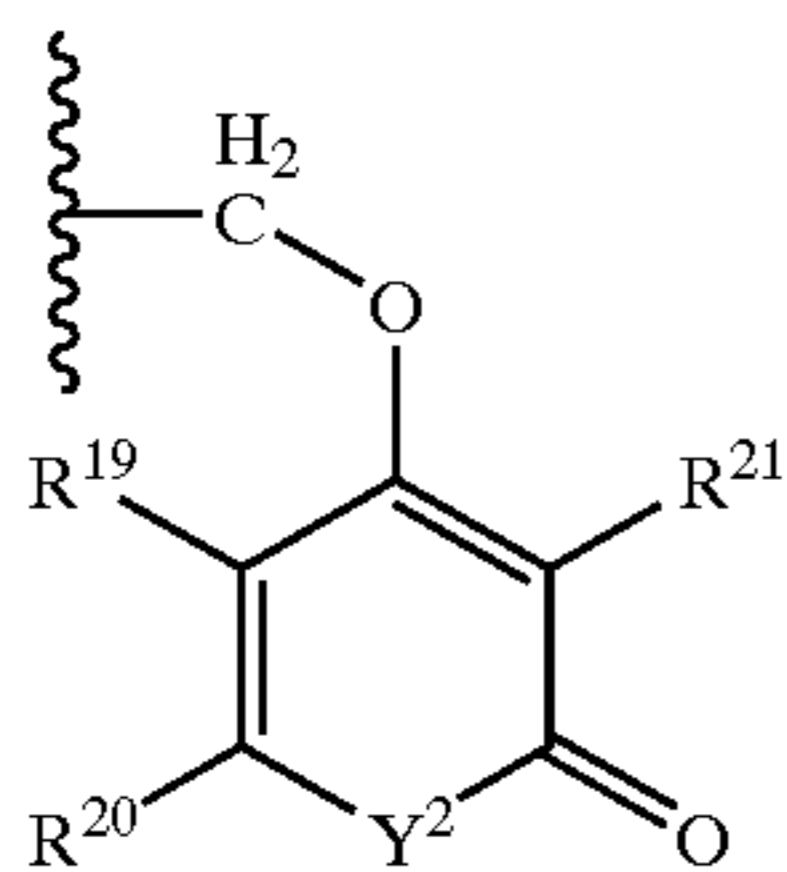
18. The compound of claim 17 wherein a is 0.

19. The compound of claim 1 wherein

B is hydrogen, 2-benzoxazolyl, substituted 2-oxazolyl, CH_2ZR^{15} , CH_2OCO (aryl), or $CH_2OPO(R^{16})R^{17}$; and Z is O or S.

47

20. The compound of claim 1 wherein B is



21. The compound of claim 20 wherein R^{19} and R^{20} are independently hydrogen, alkyl, or phenyl, or wherein R^{19} and R^{20} taken together are $-(CH=CH)_2-$.

22. The compound of claim 1 wherein

X is O or NH;

n is 0 or 1;

q is 1;

R is methyl;

R^1 is substituted phenyl, naphthyl, or substituted naphthyl; and

48

R^2 is hydrogen, lower alkyl, $(CH_2)_pCO_2R^3$, $(CH_2)_m$ (substituted phenyl), $(CH_2)_m$ (1- or 2-naphthyl), or $(CH_2)_m$ tetrazolyl.

IIIa

23. The compound of claim 22 wherein R^1 is 1-naphthyl.

5

24. The compound of claim 22 wherein R^1 is 2-naphthyl.

25. The compound of claim 22 wherein R^1 is substituted

naphthyl.

26. The compound of claim 25 wherein substituted naphthyl is 2-carboxy-1-naphthyl.

10

27. The compound of claim 22 wherein R^1 is substituted

IIIb

phenyl.

28. The compound of claim 27 wherein substituted phenyl is 2-substituted phenyl.

15

29. The compound of claim 28 wherein 2-substituted phenyl is (2-phenyl)phenyl.

30. The compound of claim 22 wherein A is alanine, valine, leucine cyclohexylalanine, phenylglycine or t-butylglycine.

20

31. The compound of claim 1 wherein R^1 is 1-naphthyl or 2-naphthyl and A is valine.

IIIc

32. The compound of claim 1 wherein B is $CH_2O(2,3,5,6\text{-tetrafluorophenyl})$.

25

33. The compound of claim 1 wherein R^1 is substituted naphthyl.

34. The compound of claim 1 wherein substituted naphthyl is 2-carboxy-1-naphthyl.

35. The compound of claim 1 wherein R^1 is 2-substituted phenyl.

30

36. The compound of claim 35 wherein 2-substituted phenyl is (2-2phenyl)phenyl.

37. The compound of claim 22 wherein R^2 is $(CH_2)_2CO_2R^3$ and n is 0.

35

38. The compound of claim 22 wherein R^2 is $(CH_2)_m$ tetrazolyl and m is 0.

39. The compound of claim 1 wherein R is lower alkyl.

40. The compound of claim 39 wherein R is methyl.

41. The compound of claim 1 wherein r is 2.

42. The compound of claim 1 wherein r is 1.

40

43. A composition comprising a compound of claim 1 in combination with a pharmaceutically acceptable carrier.

* * * * *

UNITED STATES PATENT AND TRADEMARK OFFICE
CERTIFICATE OF CORRECTION

PATENT NO. : 6,525,024 B1
DATED : February 25, 2003
INVENTOR(S) : Robert J. Ternansky et al.

Page 1 of 1

It is certified that error appears in the above-identified patent and that said Letters Patent is hereby corrected as shown below:

Title page,

Item [56], **References Cited**, FOREIGN PATENT DOCUMENTS,

“EP 0 623 591 B1 11/1994” should be corrected to read

-- EP 0 623 592 B1 11/1994 --

Column 48,

Line 31, “2-substituted phenyl is (2-2phenyl)phenyl.” should read -- 2 substituted phenyl is (2-phenyl)phenyl. --

Signed and Sealed this

Twenty-ninth Day of July, 2003

A handwritten signature in black ink, appearing to read "James E. Rogan", written over a horizontal line.

JAMES E. ROGAN

Director of the United States Patent and Trademark Office