



US006444675B2

(12) **United States Patent**
Sit

(10) **Patent No.:** **US 6,444,675 B2**
(45) **Date of Patent:** **Sep. 3, 2002**

(54) **4-ALKYL AND 4-CYCLOALKYL
DERIVATIVES OF DIHYDROPYRIDINE NPY
ANTAGONISTS**

(75) Inventor: **Sing-Yuen Sit**, Meriden, CT (US)

(73) Assignee: **Bristol-Myers Squibb Company**,
Princeton, NJ (US)

(*) Notice: Subject to any disclaimer, the term of this
patent is extended or adjusted under 35
U.S.C. 154(b) by 0 days.

(21) Appl. No.: **09/841,418**

(22) Filed: **Apr. 24, 2001**

Related U.S. Application Data

(60) Provisional application No. 60/202,900, filed on May 10,
2000.

(51) **Int. Cl.**⁷ **C07D 211/80**; C07D 401/00;
A61K 31/495; A61K 31/50; A61P 3/04

(52) **U.S. Cl.** **514/253.01**; 514/318; 514/344;
514/356; 544/365; 546/193; 546/194; 546/286;
546/288

(58) **Field of Search** 544/365; 514/253.01,
514/318, 344, 356; 546/193, 194, 286,
288

(56) **References Cited**

U.S. PATENT DOCUMENTS

4,829,076	A	5/1989	Szilagyi et al.	514/356
5,554,621	A	9/1996	Poindexter et al.	514/278
5,635,503	A	6/1997	Poindexter et al.	514/218
5,668,151	A	* 9/1997	Poindexter et al.	514/318
6,001,836	A	12/1999	Poindexter et al.	514/255

OTHER PUBLICATIONS

Chaurasia, et al., "Nonpeptide Peptidomimetic Antagonists
of the Neuropeptide Y Receptor: Benextramine Analogs
with Selectivity for the Peripheral Y2 Receptor," J. Med.
Chem., 1994, 37, 2242-2248.

Rudolf, et al., "The First Highly Potent and Selective
Non-peptide Neuropeptide Y Y1 Receptor Antagonist:
BIBP3226," European Journal of Pharmacology, 271, 1994,
R11-R13.

Serradeil-Le Gal, et al., "SR120819A, An Orally-Active
and Selective Neuropeptide Y Y1 Receptor Antagonist,"
FEBS Letters, 362, 1995, 192-196.

* cited by examiner

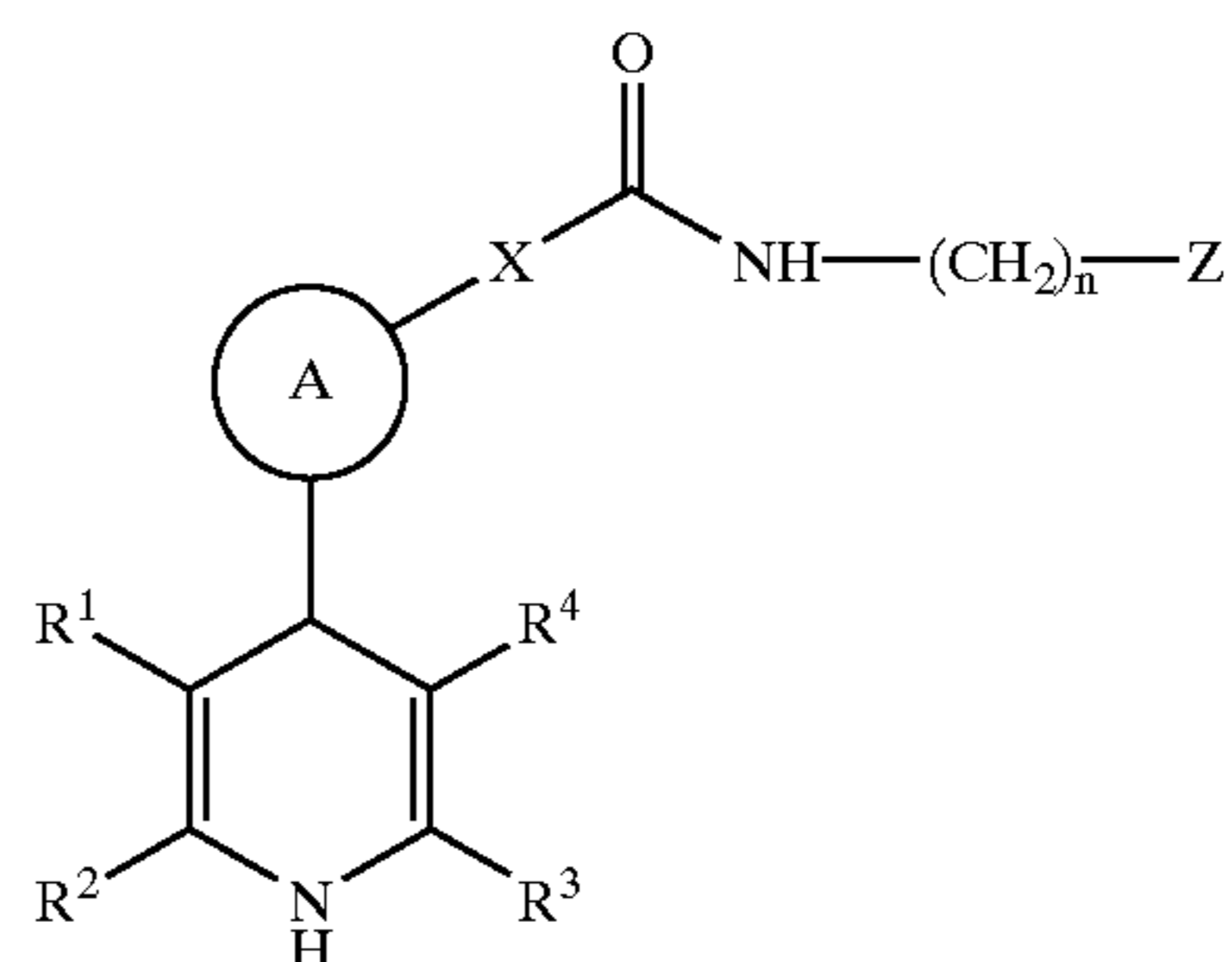
Primary Examiner—Mukund Shah

Assistant Examiner—Hong Liu

(74) *Attorney, Agent, or Firm*—Richard P. Ryan

(57) **ABSTRACT**

A series of non-peptidergic antagonists of NPY have been
synthesized and are comprised of 4-alkyl and cycloalkyl
derivatives of dihydropyridines of Formula I.



X = —NH— or a covalent bond
A = alkyl, cycloalkyl

As antagonists of NPY-induced behavior, these compounds
are expected to act as effective anorexiants agents in promot-
ing weight loss and treating eating disorders.

14 Claims, No Drawings

**4-ALKYL AND 4-CYCLOALKYL
DERIVATIVES OF DIHYDROPYRIDINE NPY
ANTAGONISTS**

CROSS REFERENCE TO RELATED
APPLICATION

This non-provisional application claims priority from provisional application U.S. Ser. No. 60/202,900 filed May 10, 2000.

FIELD OF THE INVENTION

The present invention is directed to heterocyclic compounds comprising dihydropyridines having alkyl and cycloalkyl moieties connected to the 4-position of the pyridine ring. More particularly, the invention is directed to NPY antagonist of alkyl and cycloalkyl derivatives of 1,4-dihydropyridine.

BACKGROUND OF THE INVENTION

Neuropeptide Y (NPY) is a 36 amino acid peptide first isolated in 1982 from porcine brain. The peptide is a member of a larger peptide family which also includes peptide YY (PYY), pancreatic peptide (PP), and the non-mammalian fish pancreatic peptide Y (PY). Neuropeptide Y is very highly conserved in a variety of animal, reptile and fish species. It is found in many central and peripheral sympathetic neurons and is the most abundant peptide observed in the mammalian brain. In the brain, NPY is found most abundantly in limbic regions. The peptide has been found to elicit a number of physiological responses including appetite stimulation, anxiolysis, hypertension, and the regulation of coronary tone.

Structure-activity studies with a variety of peptide analogs (fragments, alanine replacements, point mutations, and internal deletion/cyclized derivatives) suggest a number of receptor subtypes exist for NPY. These currently include the Y_1 , Y_2 , Y_3 , and the Y_{1-like} or Y_4 subtypes.

Although a number of specific peptidic antagonists have been identified for most of the subtypes, few selective non-peptidic antagonists have been reported to date. The heterocyclic guanidine derivative He 90481 (4) was found to be a weak but competitive antagonist of NPY-induced Ca^{++} entry in HEL cells ($pA_2=4.43$). The compound was also found to have α_2 -adrenergic and histaminergic activity at this dose range. D-Myo-inositol-1,2,6-triphosphate was reported to be a potent but non-competitive antagonist to NPY-induced contractions in guinea pig basilar artery. Similarly, the benextramine-like bisguanidines were reported to displace 3H -NPY in rat brain (IC_{50} , 19 and 18.4 μM) and to display functional antagonism in rat femoral artery. The bisguanidine was shown to be functionally selective for the Y_2 receptor since it antagonized the effect of the NPY $_2$ agonist NPY $_{13-36}$ but had no effect on the vasoconstrictive activity of the NPY $_1$ agonist [Leu 31 , Pro 34] NPY as disclosed in *J. Med. Chem.*, 1994, 37, 2242-48, C. Chaurasia, et al.

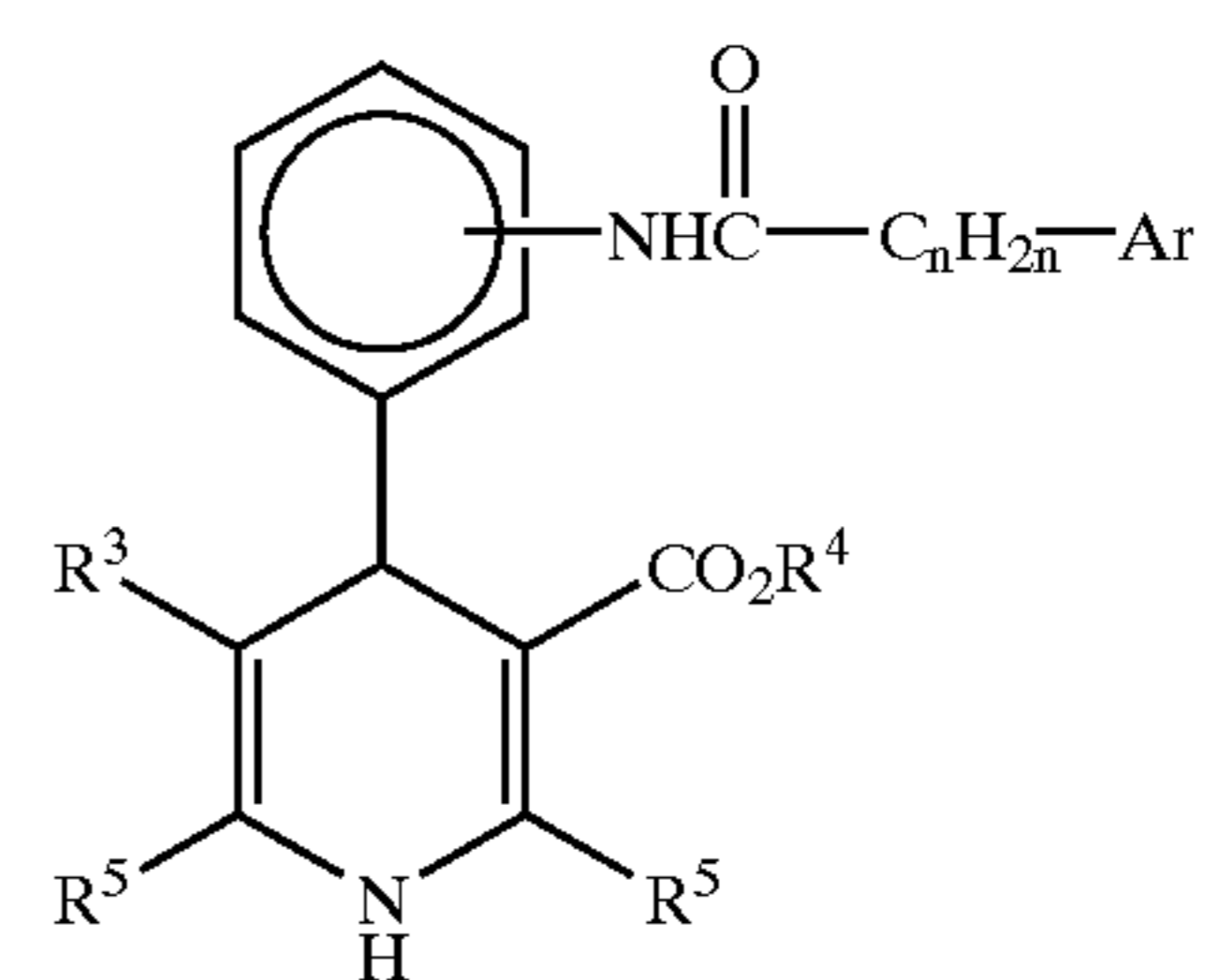
Compound BIBP 3226, as reported in K. Rudolf, et al., *Eur. J. Pharmacol.*, 1994, 271, R11-R13, displaces I-125 Bolton-Hunter labeled NPY in human neuroblastoma cells (SK-N-MC). BIBP antagonized the NPY-induced increase in intracellular Ca^{++} in SK-N-MC cells as well as antagonizing the NPY-induced pressor response in pithed rat experiments.

In addition to displacing I-125 labeled NPY and PYY in human neuroblastoma cells, compound SR 120819A, as

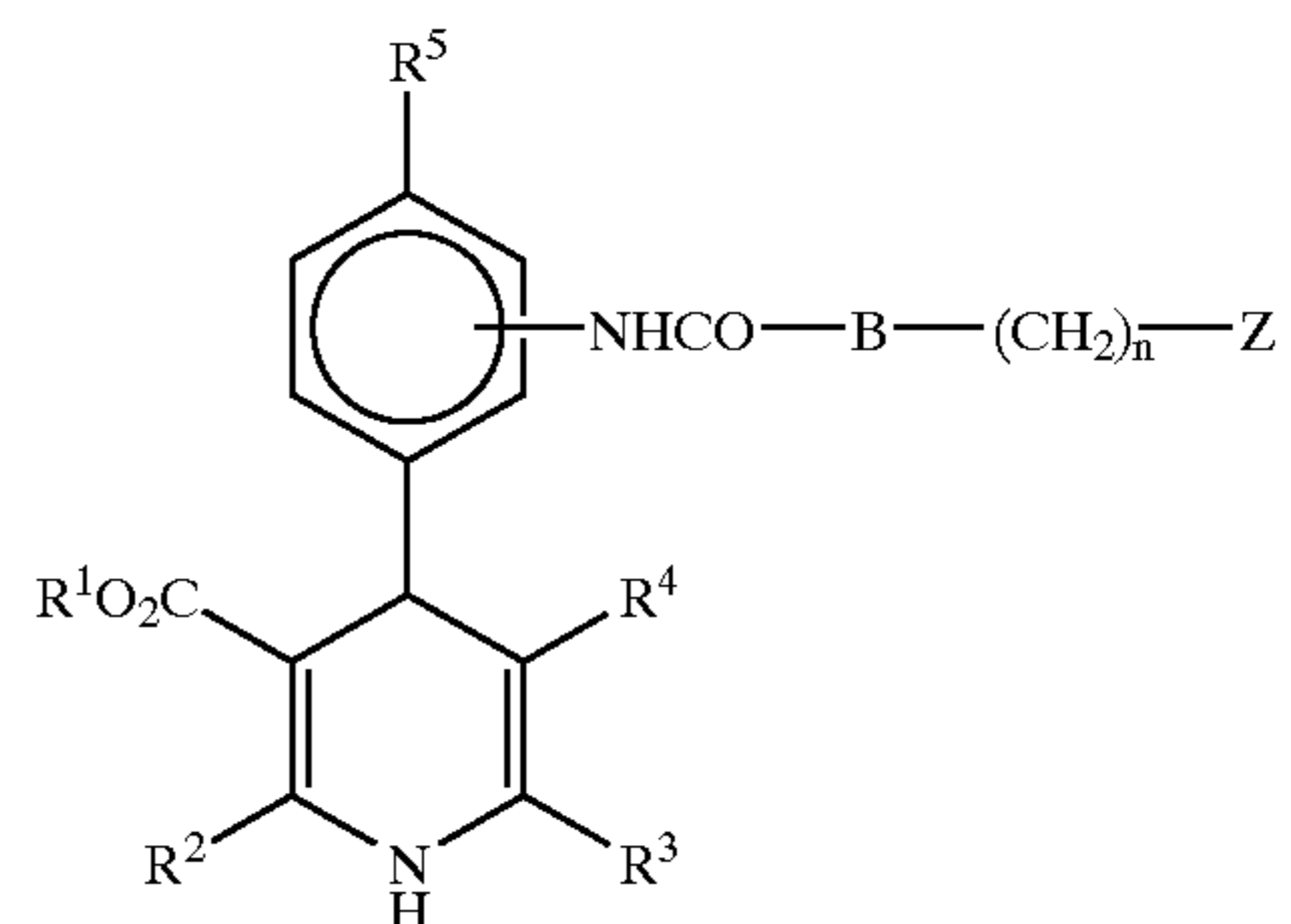
reported in C. Serradeil-LeGal, et al., *FEBS Lett.*, 1995, 362, 192-A6, also antagonized NPY-related increases in diastolic blood pressure in an anesthetized guinea pig model.

Over the past two decades, extensive work has been conducted relating to the 4-aryl-1,4-dihydropyridine class of compounds. Syntheses of compounds in this category have been driven by their pharmacological actions involving calcium channels rendering them useful for treating cardiovascular disorders such as ischemia and hypertension.

Numerous prior patents and publications disclose various dihydropyridine derivatives. One example is U.S. Pat. No. 4,829,076 to Szilagyi, et al. disclosing compounds of formula (1) as calcium antagonists for treating hypertension.



U.S. Pat. No. 5,635,503 to Poindexter, et al. discloses 4-(3-substituted-phenyl)-1,4-dihydropyridine derivatives having NPY antagonist properties. These derivatives conform to structural formula (2).

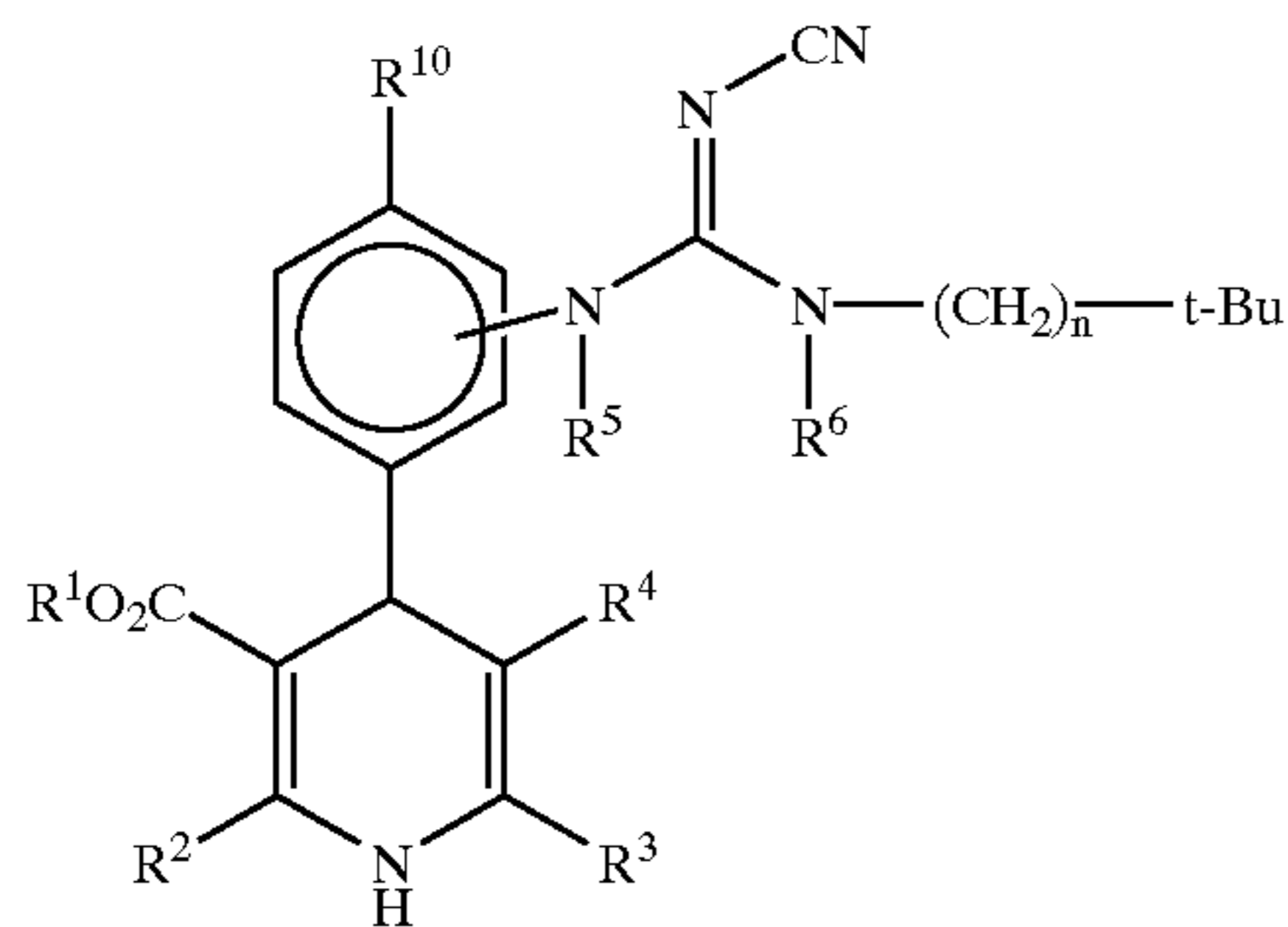


In (2), B is either a covalent bond or the group —NH—. The symbol Z denotes hetaryl moieties, examples being homopiperazinyl or piperazine.

U.S. Pat. No. 5,554,621 discloses related derivatives where Z is a fused ring or a spiro-fused nitrogen heterocycle. U.S. Pat. No. 5,668,151 also discloses related derivatives where Z is a piperidinyl or tetrahydropyridinyl.

U.S. Pat. No. 6,001,836 to Poindexter, et al. discloses cyanoguanidine derivatives (3) of the 4-(3-substituted-phenyl)-1,4-dihydropyridines having NPY antagonist properties.

3



The above-noted compounds have shown to possess antagonist activity. However, there is a continuing need for dihydropyridine derivatives having improved NPY antagonist activity.

SUMMARY OF THE INVENTION

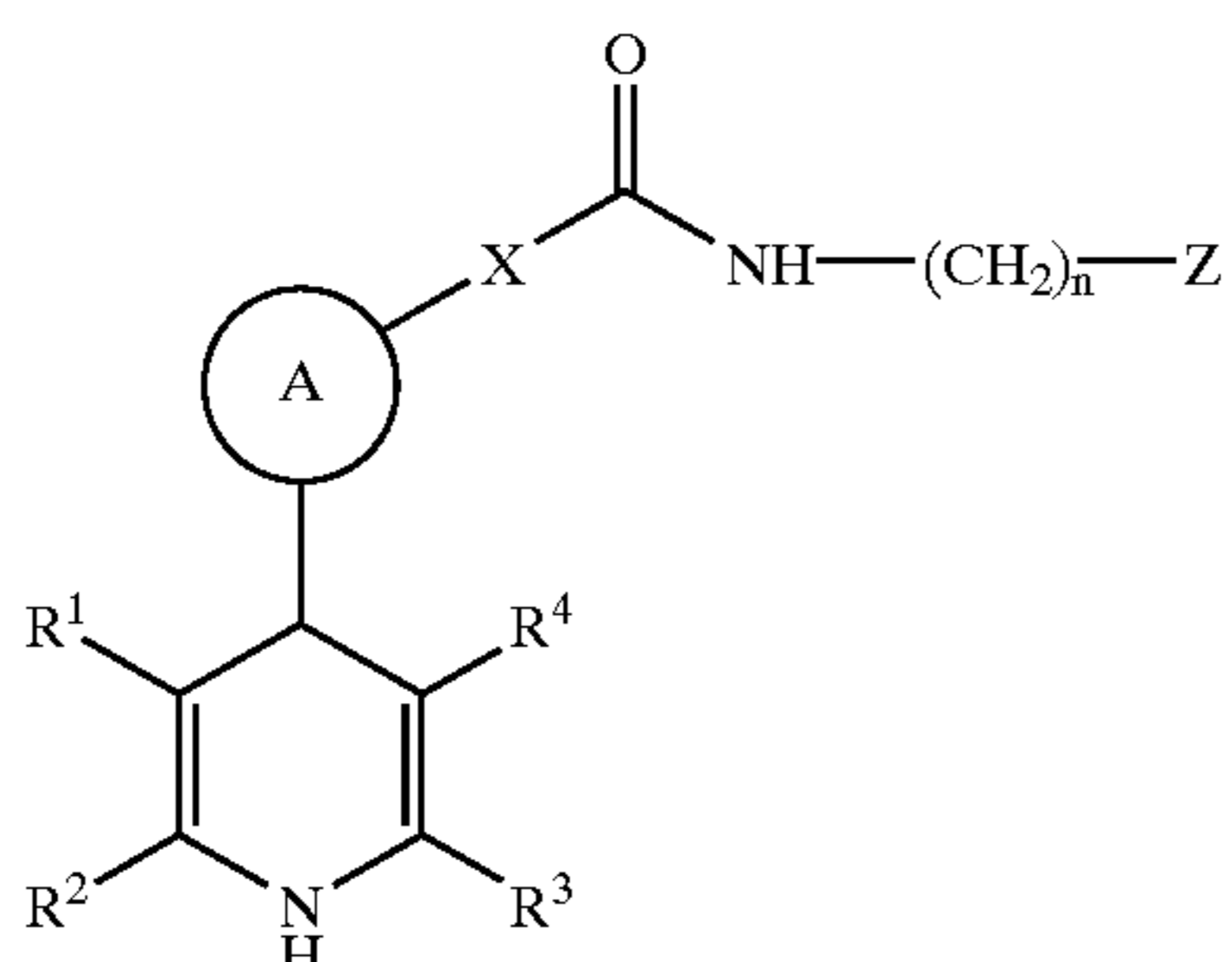
The present invention is directed to novel dihydropyridine derivatives having NPY antagonist activity. More particularly, the invention is directed to alkyl and cycloalkyl derivatives of dihydropyridines.

Another aspect of the invention is to provide dihydropyridine derivatives that are effective in promoting weight loss and treating certain disorders in a mammal by administering to the mammal an anorexiatic effective dose of an active compound of the invention.

A further aspect of the invention is to provide a method of treating clinical disorders amenable to alleviation by eliciting an NPYY₁ response by administering to a patient an effective amount of a compound of the invention.

Another aspect of the invention is to provide a pharmaceutical composition for use in promoting weight loss and treating eating disorders, where the composition comprises an anorexiatic effective amount of an active compound of the invention and a pharmaceutically acceptable carrier.

The compounds of the invention have the Formula I and its pharmaceutically acceptable acid addition salts or hydrates thereof

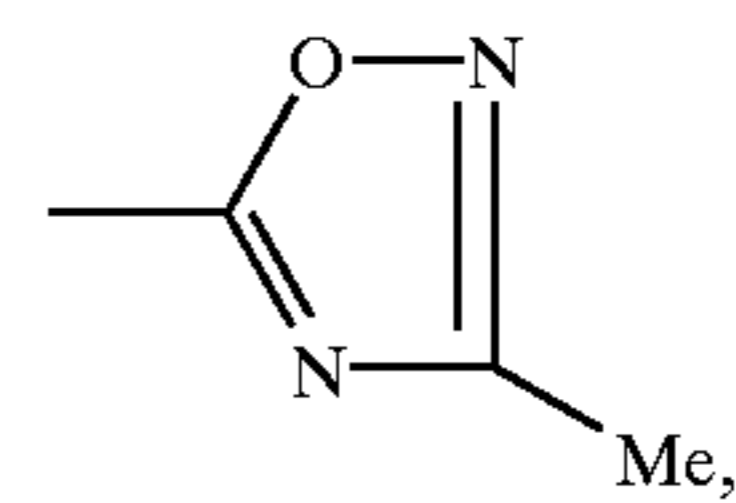


X = —NH— or a covalent bond
A = alkyl, cycloalkyl

wherein

R¹ and R⁴ are independently selected from lower alkyl and CO₂R⁵, cyano and

4



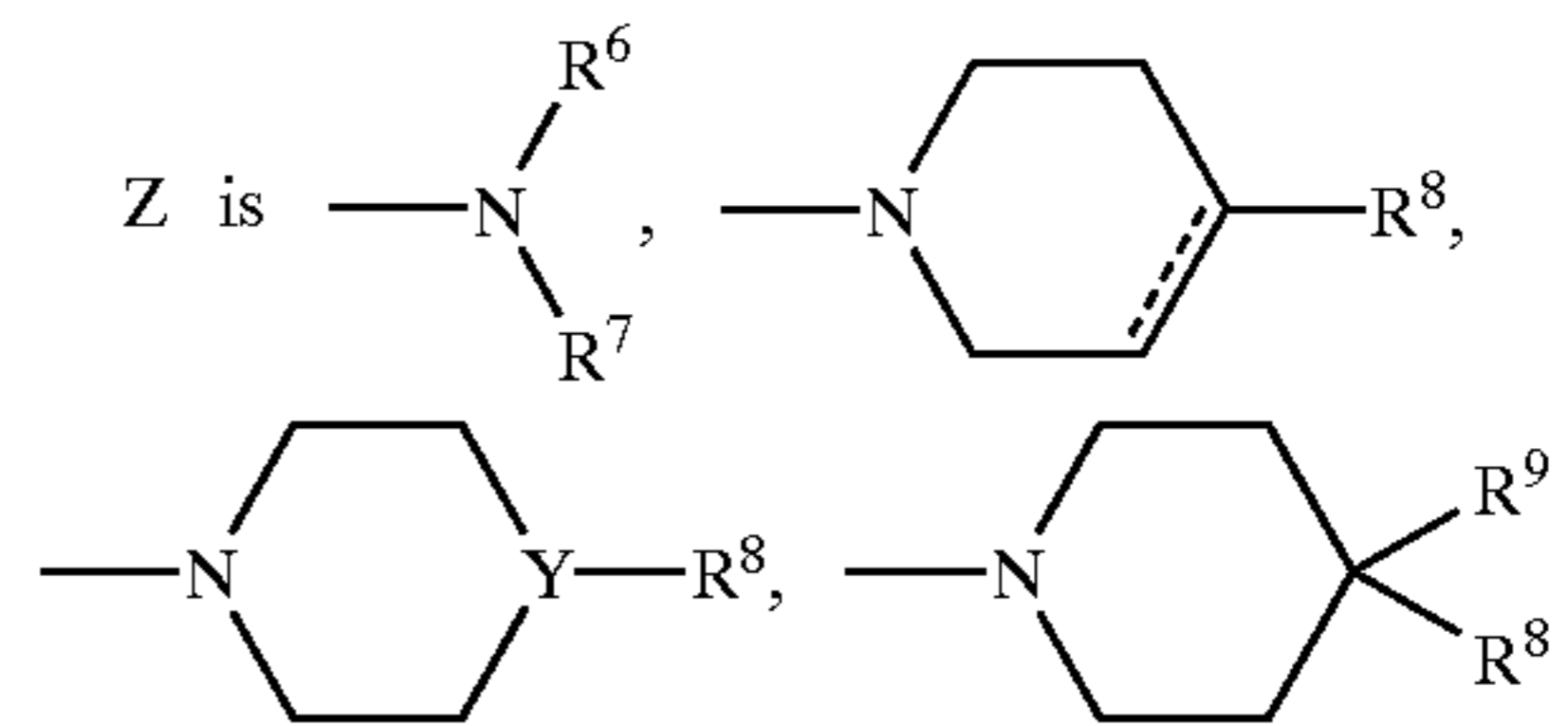
where R⁵ is a lower alkyl;

R² and R³ are independently selected from hydrogen, cyano and lower alkyl;

A is an alkyl or cycloalkyl;

n is an integer selected from 2 to 5;

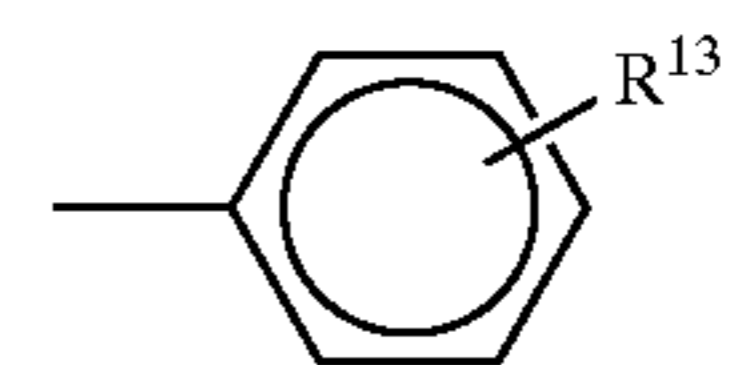
X is —NH— or a covalent bond;



in which R⁶ and R⁷ are independently selected from lower alkyl and lower alkanol; the solid and broken line denote a single or double covalent bond; R⁸ is selected from hydrogen, lower alkyl, —CO₂R¹, —(CH₂)_mR¹⁰, hydroxy, cyano, —(CH₂)_nNR¹¹R¹², wherein

m is zero or an integer from 1 to 3;

R¹⁰ is C₃₋₇ cycloalkyl, naphthyl, and



n is as above; and

with R¹³ being lower alkyl, lower alkenyl, C₃₋₇ cycloalkyl, lower alkoxy, hydrogen, halogen, hydroxy, dialkylamino, phenoxy, amino, —NHCOR¹, —CO₂R¹, NO₂, trifluoromethyl, phenyl, and R¹¹ and R¹² are lower alkyl or are taken together as a C₃₋₅ alkylene chain or an ethyl-oxy-ethyl chain.

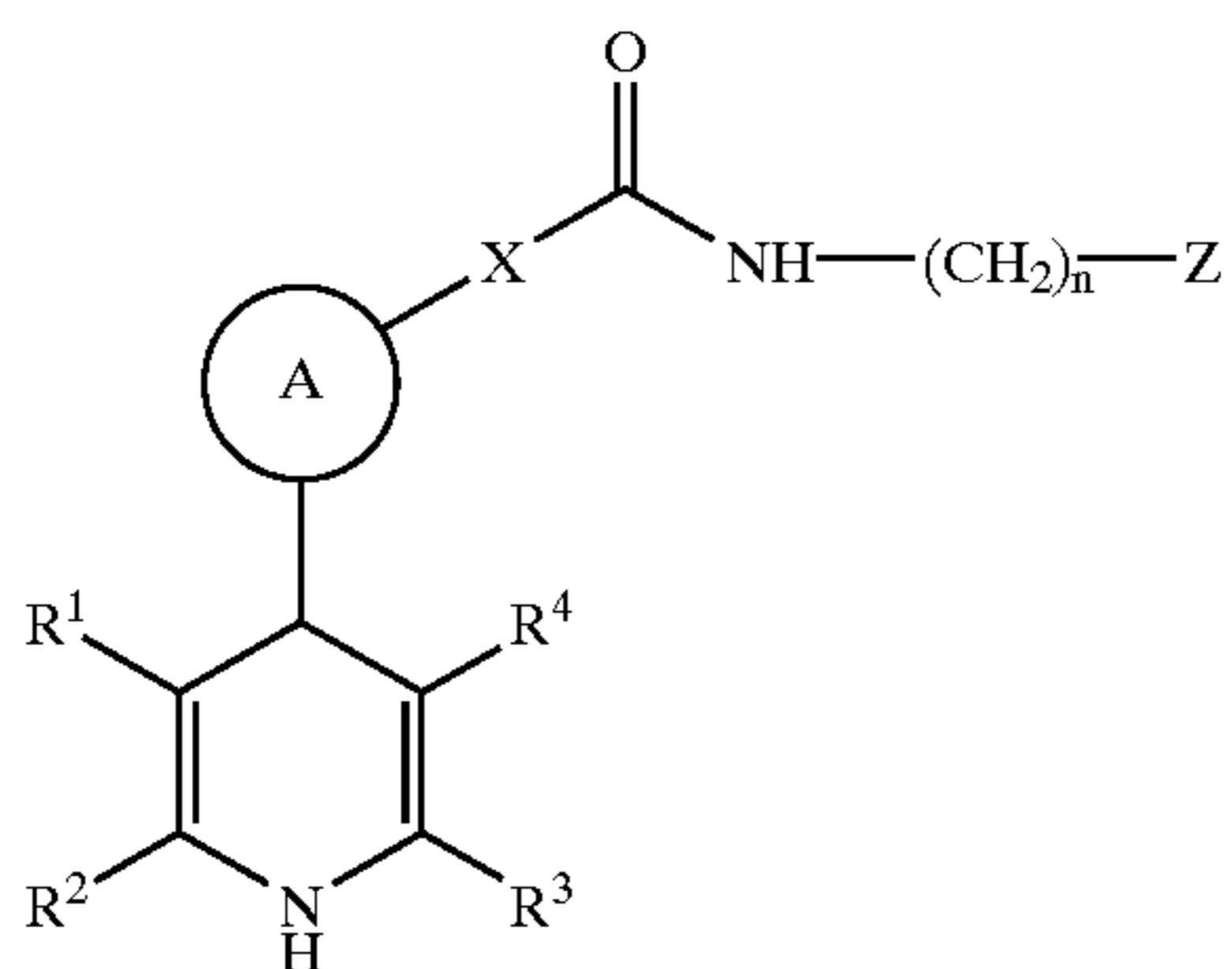
These and other aspects of the invention will become apparent to one skilled in the art as described in the following detailed description.

DETAILED DESCRIPTION OF THE INVENTION

The present invention is directed to novel compounds having NPYY₁ antagonist activity and pharmaceutical compositions containing the novel compounds. The invention is further directed to a method of treating clinical disorders, such as eating disorders, using the novel compounds of the invention.

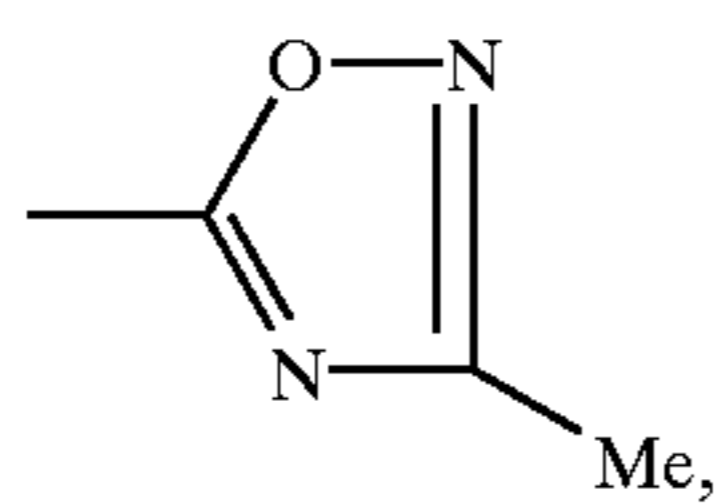
5

The compounds of the invention have the Formula I



The compounds within the preview of the invention include the pharmaceutically acceptable acid addition salts and/or hydrates of the compounds of Formula I.

In the Formula I, R^1 and R^4 are independently selected from lower alkyl and CO_2R^5 , cyano and



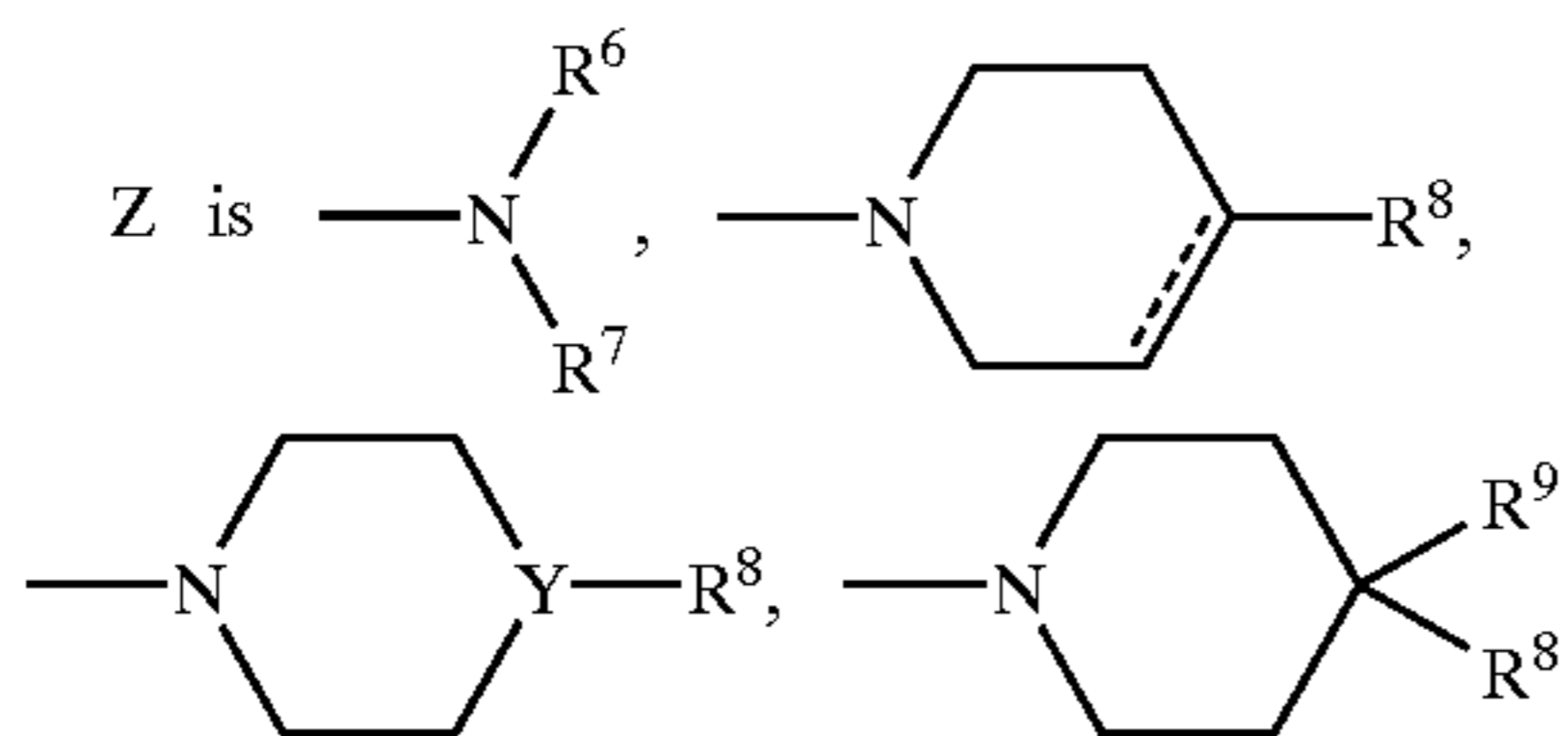
where R^5 is a lower alkyl;

R^2 and R^3 are independently selected from hydrogen, cyano and lower alkyl;

A is an alkyl or cycloalkyl;

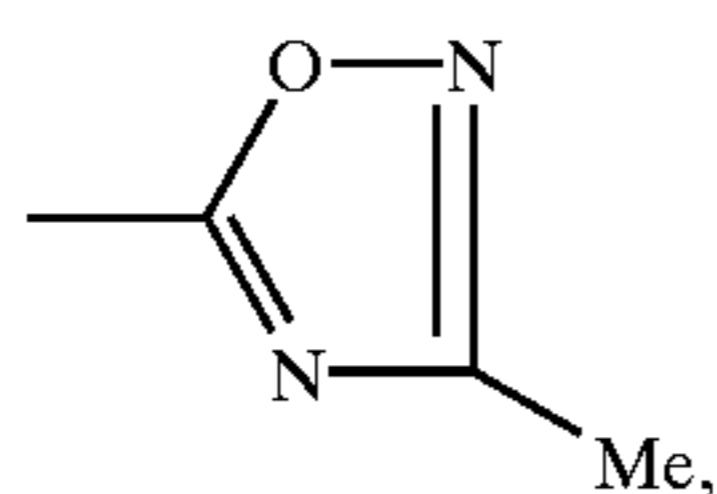
X is —NH— or a covalent bond;

n is an integer selected from 2 to 5;



in which R^6 and R^7 are independently selected from lower alkyl and lower alkanol; the solid and broken line denote a single or double covalent bond; R^8 is selected from hydrogen, lower alkyl, —CO_2R^1 , $\text{—(CH}_2)_mR^{10}$, hydroxy, cyano, $\text{—(CH}_2)_nNR^{11}R^{12}$, wherein

m is zero or an integer from 1 to 3;



R^{10} is C_{3-7} cycloalkyl, naphthyl,

n is as above; and

with R^{13} being lower alkyl, lower alkenyl, C_{3-7} cycloalkyl, lower alkoxy, hydrogen, halogen, hydroxy, dialkylamino, phenoxy, amino,

6

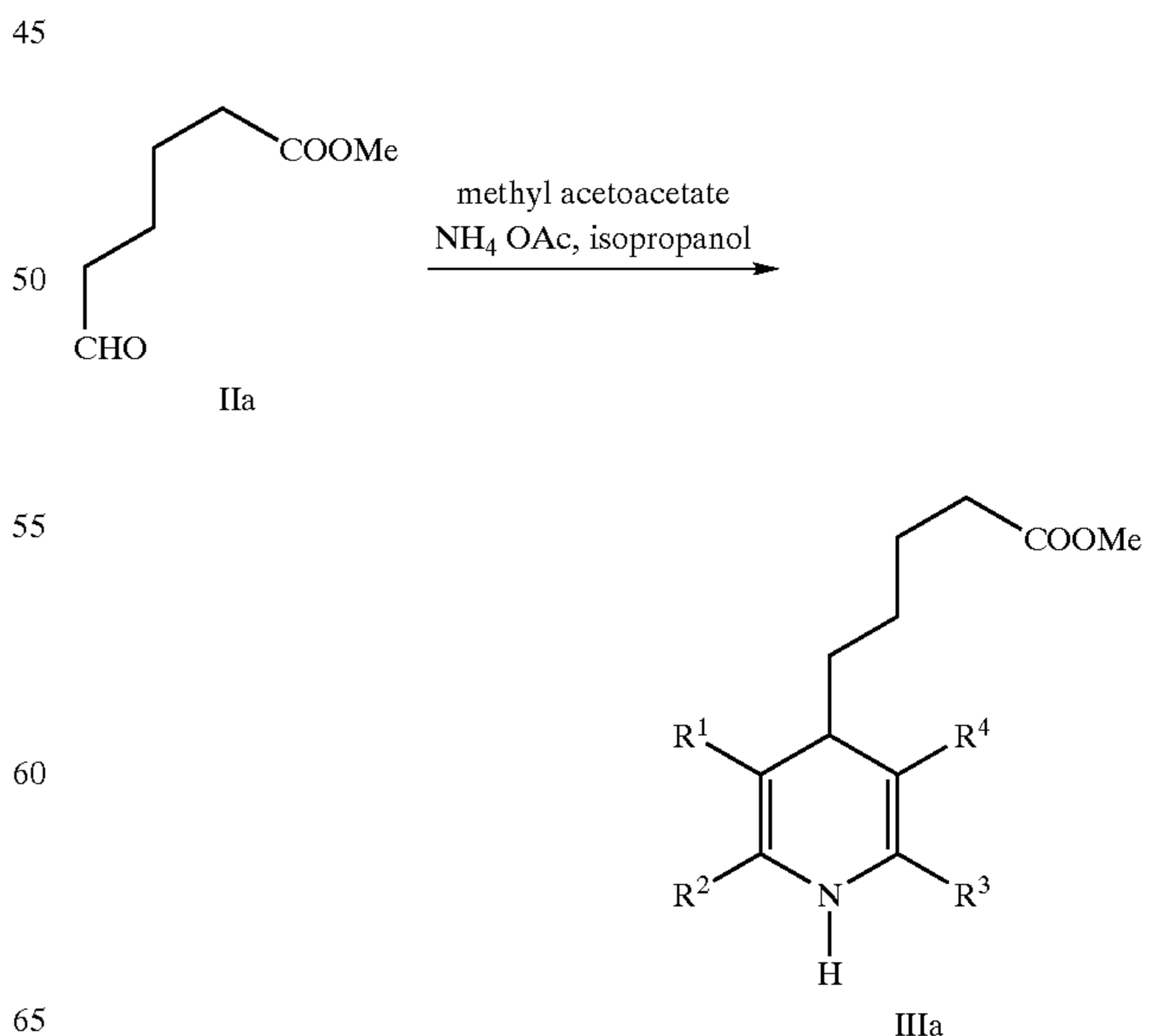
—NHCOR^1 , —CO_2R^1 , NO_2 , trifluoromethyl, phenyl, and R^{11} and R^{12} are lower alkyl or are taken together as a C_{3-5} alkylene chain or an ethyl-oxy-ethyl chain.

The term "lower" refers to substituents such as alkyl or alkoxy groups that contain from one to four carbon atoms. Alkenyl groups generally contain two to four carbon atoms. In embodiments of the invention, R^1 is preferably CO_2R^5 where R^5 is methyl. R^2 and R^3 are preferably methyl. R^5 is preferably C_4R^5 where R^5 is methyl. A is preferably an C_4H_8 or cis-1,3-cyclophenyl. Z is preferably 4-(3-methoxyphenyl)-1-piperidinepropyl, 4-(cyclohexyl)-1-piperazinepropyl or 4-phenyl-1-piperazinepropyl.

The compounds of the present invention can exist as optical isomers and both the racemic mixtures of these isomers as well as the individual optical isomers themselves are within the scope of the present invention. The racemic mixtures can be separated into their individual isomers through well-known techniques such as the separation of the diastereomeric salts formed with optically active acids, followed by conversion back to the optically active bases.

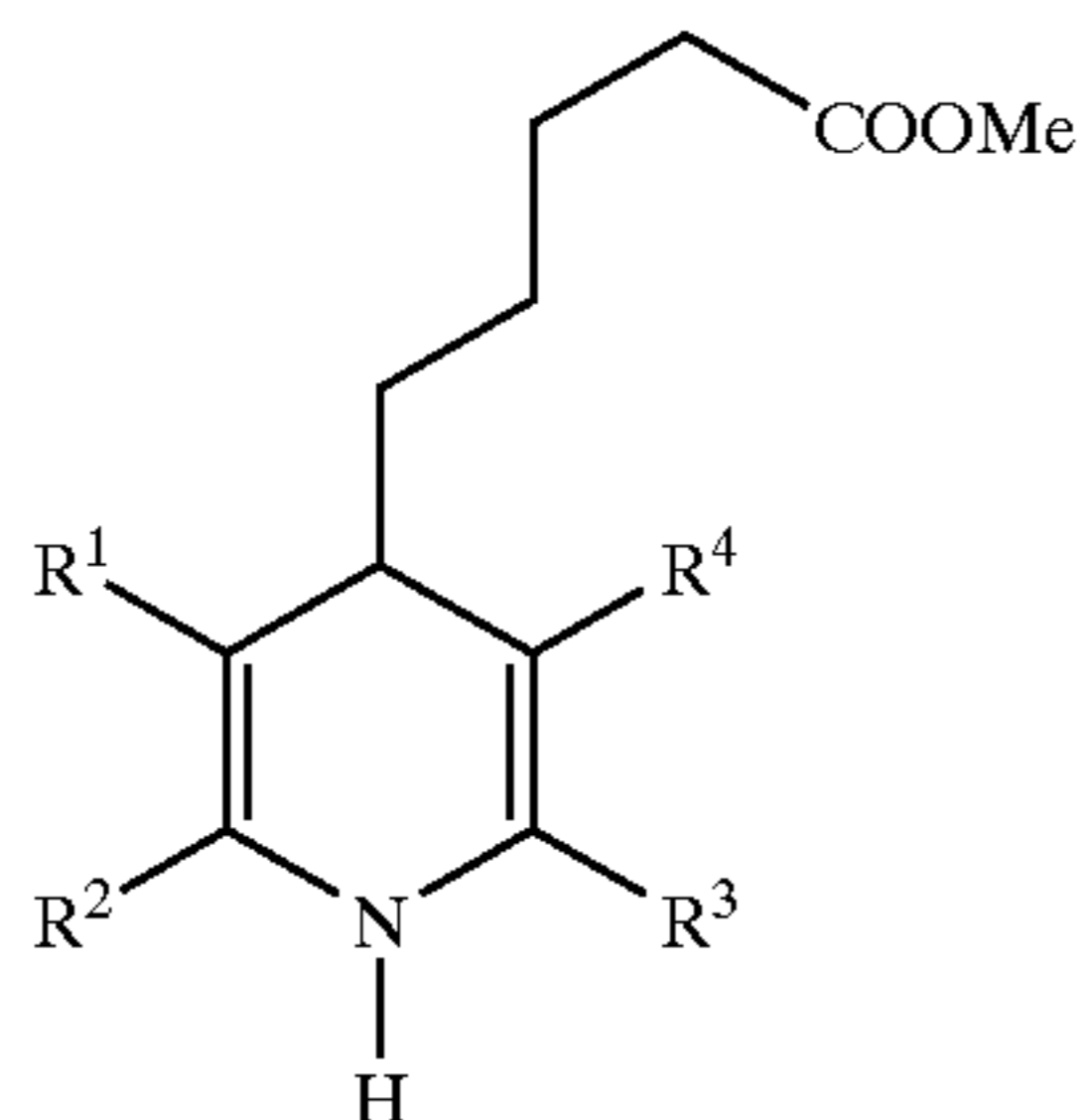
As indicated, the present invention also pertains to the pharmaceutically acceptable non-toxic salts of these basic compounds. Such salts include those derived from organic and inorganic acids such as, without limitation, hydrochloric acid, hydrobromic acid, phosphoric acid, sulfuric acid, methanesulfonic acid, acetic acid, dichloroacetic acid, tartaric acid, lactic acid, succinic acid, citric acid, maleic acid, fumaric acid, sorbic acid, aconitic acid, salicylic acid, phthalic acid, enanthic acid, and the like.

The compounds of the invention can be produced by various processes that use variations of the Hantzsch synthetic reaction applied to the appropriate starting materials. The core 4-alkyl substituted dihydropyridines IIIa were prepared by standard Hantzsch condensation of the starting reactant IIa with methyl acetoacetate, methyl-3-aminocrotonate under reflux with isopropanol and ammonium acetate. The reaction scheme is as follows.

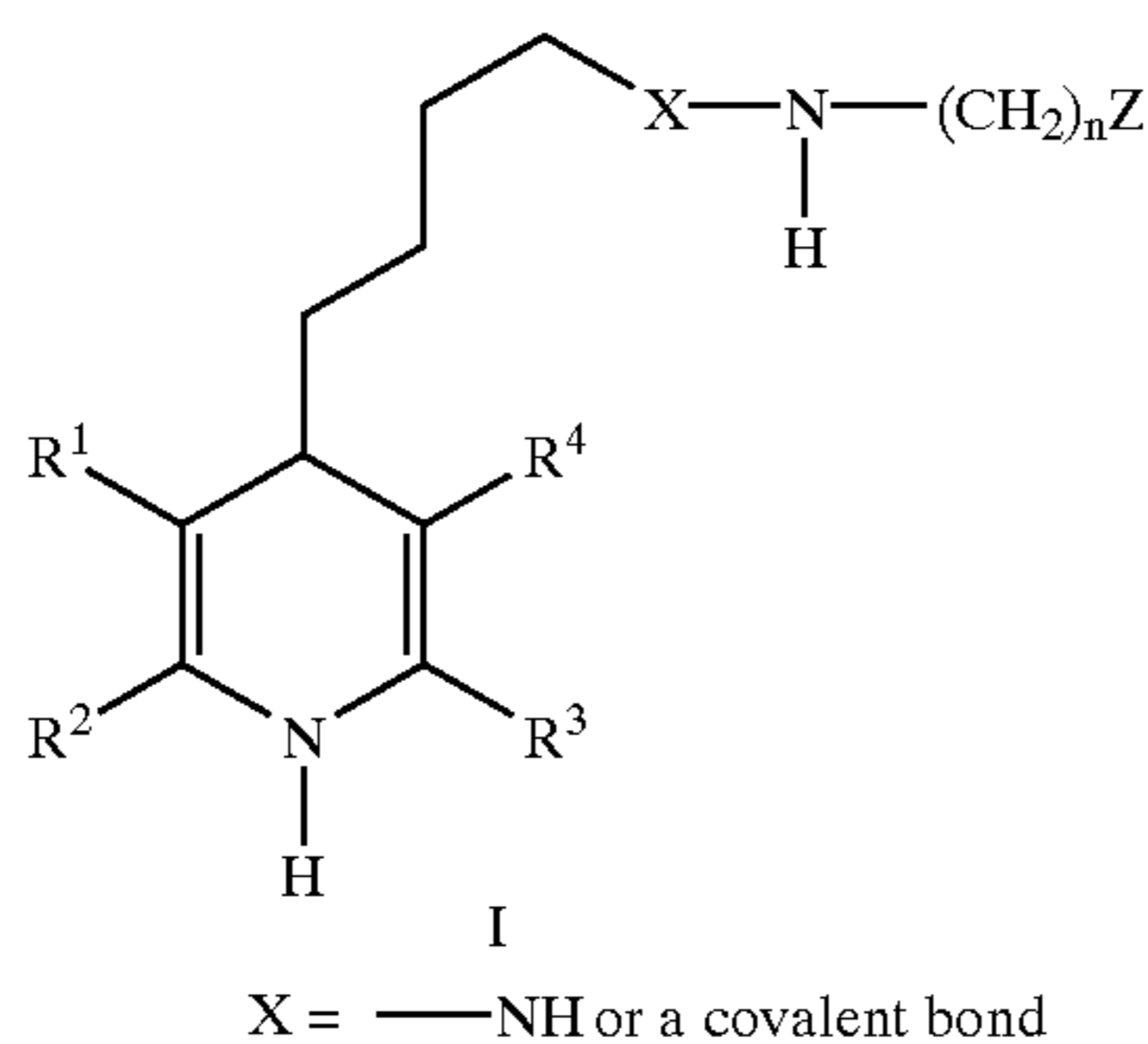
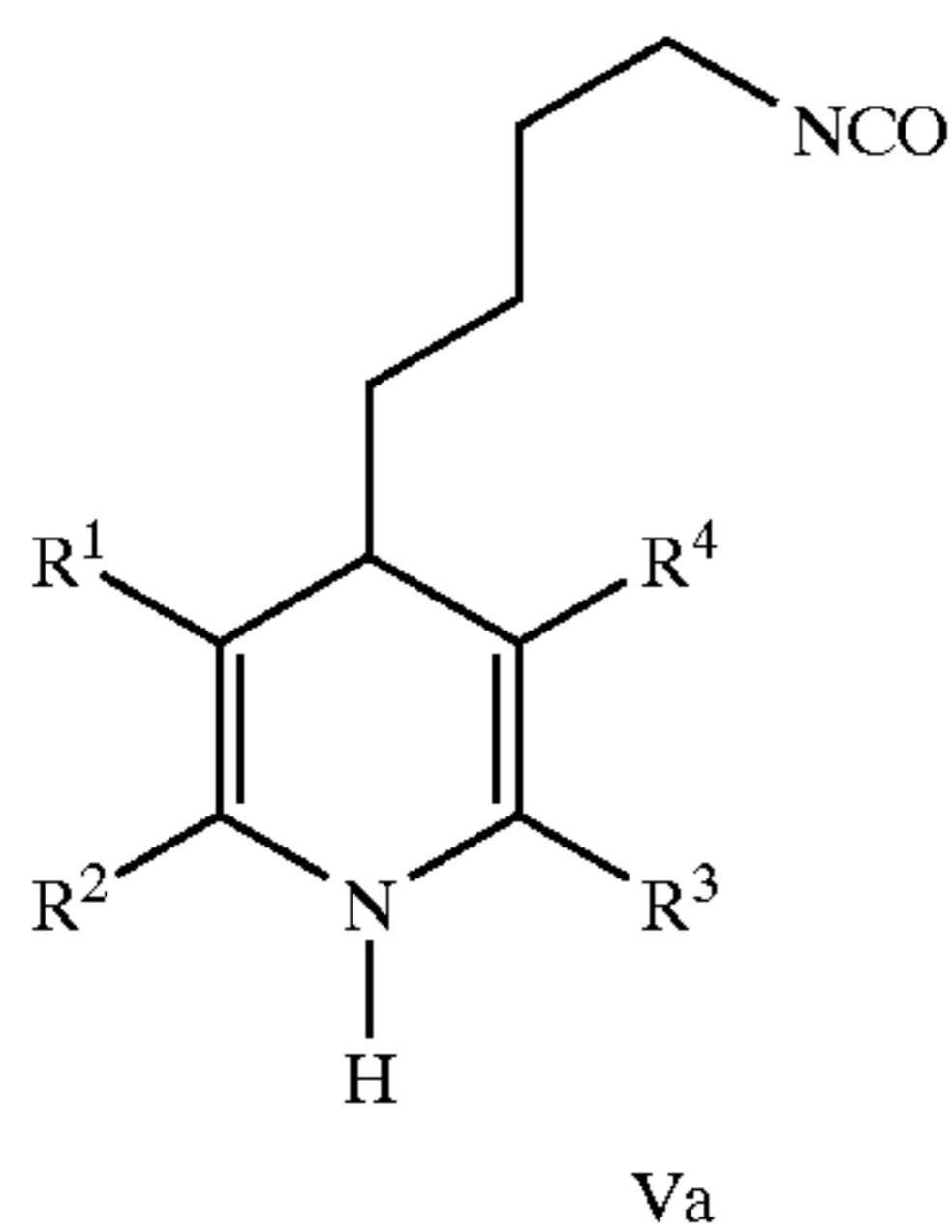


7

The methyl ester group was saponified using 2N sodium hydroxide in water. The free acid was recovered by hydrochloric acid neutralization to produce the acid IVa

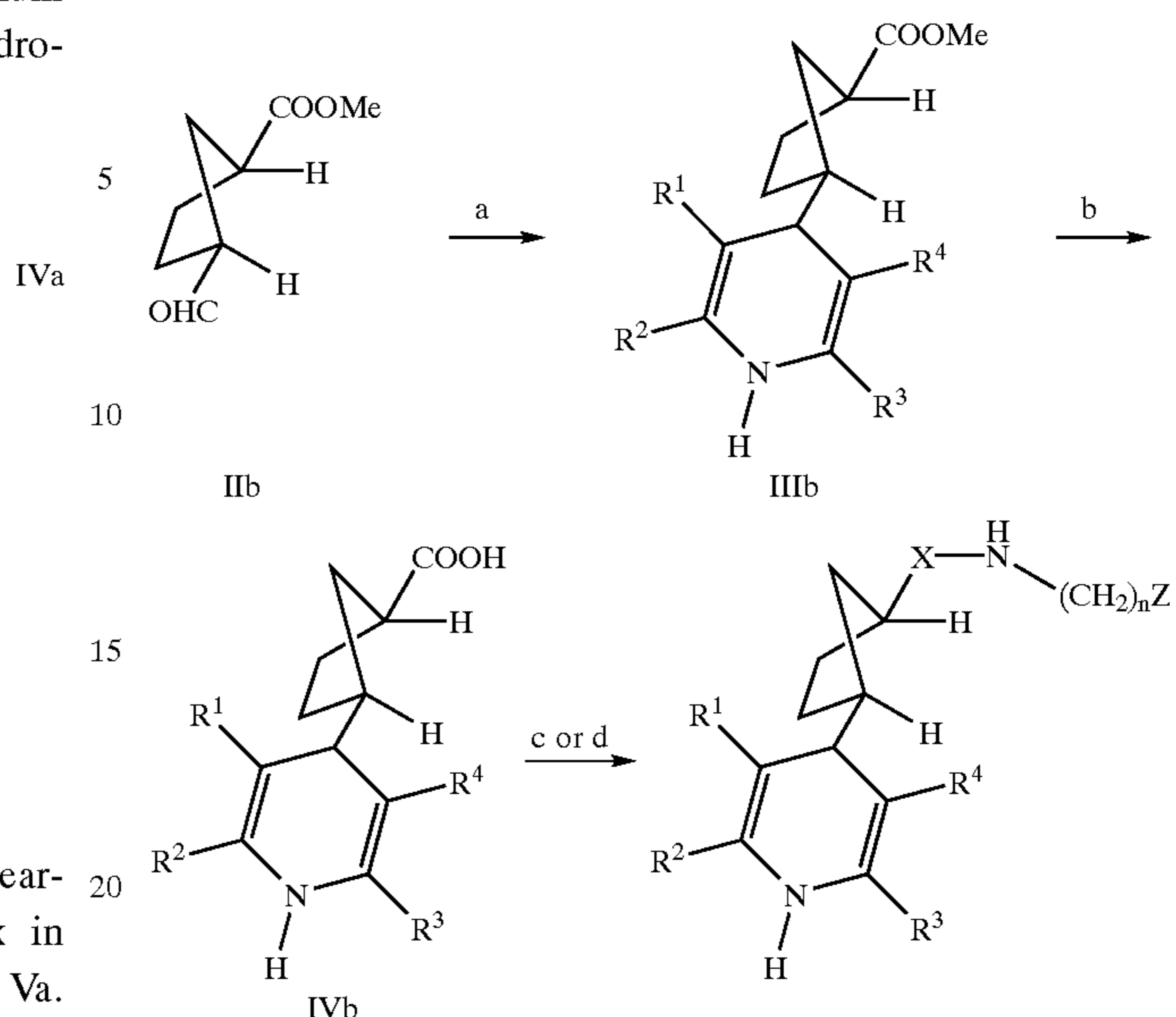


The acids are then subjected to standard Curtius rearrangement with diphenyl phosphoryl azide at reflux in toluene to give the aliphatic isocyanate intermediates Va. Without further isolation, the reactive isocyanates Va were coupled with an amine with standard peptide coupling procedure using 1-(3-dimethylaminopropyl)-3-ethyl carbodiimide hydrochloride (DEC) in 1,2-dichloroethane (DCE) or in N,N-dimethylformamide (DMF) at room temperature to give the compound of Formula I. The synthesis is according to the following scheme.



The 4-cycloalkyl substituted dihydropyridines IIIb are prepared using the same Hantzsch condensation of the reactant IIb. The methyl ester group is saponified to produce the free acid, which is then subjected to Curtius rearrangement with diphenyl phosphoryl azide (DPPA) followed by coupling with an amine. The reaction scheme is as follows.

8



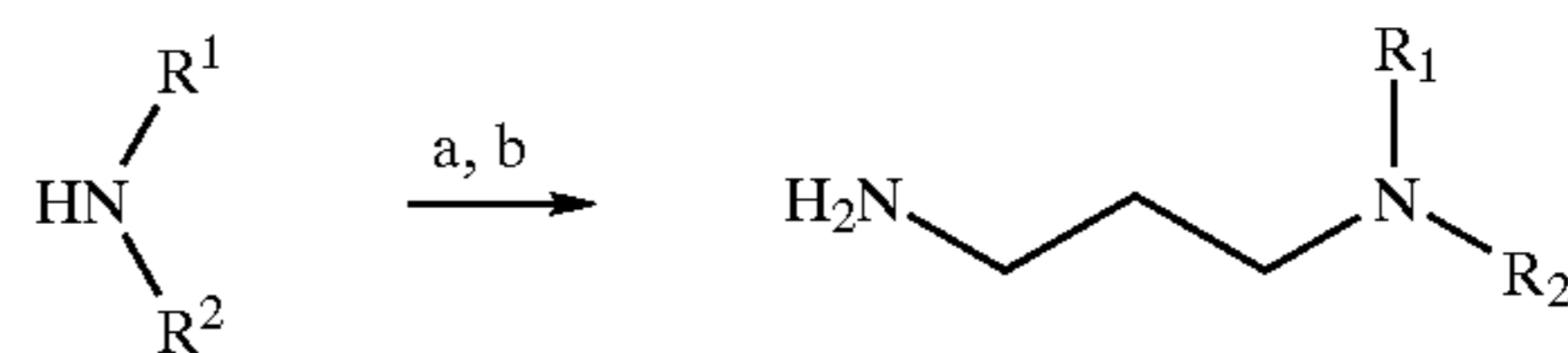
(a) methyl acetoacetate and methyl 3-amino-crotonate in isopropanol

(b) 2N NaOH followed by HCl

(c) DPPA, Et₃N in toluene at reflux quenched with NH₂—(CH₂)_nZ

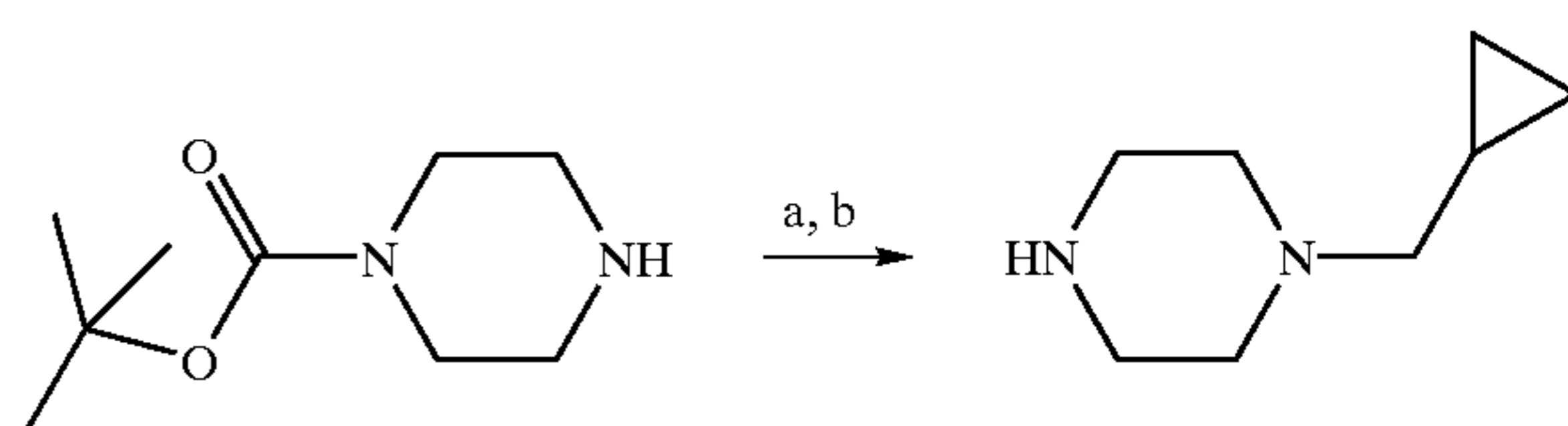
(d) DEC followed by NH₂—(CH₂)_nZ.

The alkyl amines, such as the propanamines are produced by known processes. The amines can be produced from the appropriate secondary amines by conjugate addition to acrylonitrile in methanol. The reaction product is then hydrogenated catalytically in the presence of a Raney nickel catalyst in methanol to yield the amine as follows.



a: acrylonitrile, MeOH, Δ. b: H₂, NH₃, Raney Nickel, MeOH.

The alkyl piperazine can be synthesized using standard procedures by N-alkylation of the respective piperazine followed by removal of the Boc protecting groups as follows.



The Boc protecting group can also be cleaved from the intermediate in methanol and HCl to produce the unsubstituted piperazine derivative as follows.

The compounds of the invention demonstrate binding affinity at NPY Y₁ receptors. This pharmacologic activity is assayed in SK-N-MC (human neuroblastoma) cell membranes using iodine-125-labeled I-PYY as a radioligand. The compounds of Formula I had good binding affinities as evidenced by IC₅₀ values being about 10 μM or less at NPY Y₁ receptors. Preferred compounds have IC₅₀ values less than 100 nM and most preferred compounds have IC₅₀ values of less than 10 nM. These types of dihydropyridines have significant affinity for α₁-adrenergic receptors and/or Ca⁺⁺ channels.

Pharmacologically, the compounds of Formula I act as selective NPY antagonists at NPY Y₁ receptor sites. As such, the compounds of Formula I are of value in the treatment of a wide variety of clinical conditions which are characterized by the presence of an excess of neuropeptide Y. Thus, the invention provides methods for the treatment or prevention of a physiological disorder associated with an excess of neuropeptide Y, which method comprises administering to a mammal in need of treatment an effective amount of a compound of Formula I or a pharmaceutically acceptable salt, solvate or prodrug thereof. The term "physiological disorder associated with an excess of neuropeptide Y" encompasses those disorders associated with an inappropriate stimulation of neuropeptide Y receptors, regardless of the actual amount of neuropeptide Y present in the locale.

These physiological disorders include:

disorders or diseases pertaining to the heart, blood vessels or the renal system, such as vasospasm, heart failure, shock, cardiac hypertrophy, increased blood pressure, angina, myocardial infarction, sudden cardiac death, congestive heart failure, arrhythmia, peripheral vascular disease, and abnormal renal conditions such as impaired flow of fluid, abnormal mass transport, or renal failure;

conditions related to increased sympathetic nerve activity for example, during or after coronary artery surgery, and operations and surgery in the gastrointestinal track;

cerebral diseases and diseases related to the central nervous system, such as cerebral infarction, neurodegeneration, epilepsy, stroke, and conditions related to stroke, cerebral vasospasm and hemorrhage, depression, anxiety, schizophrenia, dementia, seizure, and epilepsy;

conditions related to pain or nociception;

diseases related to abnormal gastrointestinal motility and secretion, such as different forms of ileus, urinary incontinence, and Crohn's disease;

abnormal drink and food intake disorders, such as obesity, anorexia, bulimia, and metabolic disorders;

diseases related to sexual dysfunction and reproductive disorders such as benign prostatic hyperplasia and male erectile dysfunction;

conditions or disorders associated with inflammation;

respiratory diseases, such as asthma and conditions related to asthma and bronchoconstriction;

diseases related to abnormal hormone release, such as leutinizing hormone, growth hormone, insulin and prolactin; and

sleep disturbance and diabetes.

There is evidence that NPY contributes to certain symptoms in these disorders, such as, hypertension, eating disorders, and depression/anxiety, as well as circadian rhythms. Compounds of this invention are expected to be useful in treating these disorders as well as sleep disturbance and diabetes.

Selected compounds are tested further for their ability to block or stimulate NPY-induced feeding in test animals by intraperitoneal administration to the animal prior to inducing feeding behavior with NPY. Taken together, these tests indicate that the compounds of this invention would be useful anorexiant and would function as anti-obesity agents with further use in various clinical eating disorders. Thus, another aspect of the invention concerns a process for reducing food intake in an obese mammal or a mammal with an eating disorder. The process comprises systemic administration to such a mammal of an anorexiant-effective dose of a Formula I compound or a pharmaceutically acceptable acid addition salt and/or hydrate thereof.

On the basis of pharmacologic testing, an effective dose given parenterally could be expected to be in a range of about 0.05 to 1 mg/kg body weight and if given orally would be expected to be in the range of about 1 to 50 mg/kg body weight.

For clinical applications, however, the dosage and dosage regimen must in each case be carefully adjusted, utilizing sound professional judgment and considering the age, weight and condition of the recipient, the route of administration and the nature and gravity of the illness. Generally, the compounds of the instant invention will be administered in the same manner as for available anorexiant drugs such as Diethylpropion, Mazindol, or Phentermine and the daily oral dose would comprise from about 70 to about 1400 mg, preferably 500 to 1000 mg administered from 1 to 3 times a day. In some instances, a sufficient therapeutic effect can be obtained at lower doses while in others, larger doses will be required.

The term systemic administration as used herein refers to oral, buccal, transdermal, rectal, and parenteral (i.e. intramuscular, intravenous, and subcutaneous) routes. Generally, it will be found that when a compound of the present invention is administered orally, which is the preferred route, a larger quantity of reactive agent is required to produce the same effect as a smaller quantity given parenterally. In accordance with good clinical practice, it is preferred to administer the instant compounds at a concentration level that will produce effective anorectic effects without causing any harmful or untoward side effects. Similarly, the instant compounds can be administered to treat the various diseases, conditions, and disorders listed above.

Therapeutically, the compounds of Formula I are generally given as pharmaceutical compositions comprised of an effective anorectic amount of a compound of Formula I or a pharmaceutically acceptable acid addition salt thereof and a pharmaceutically acceptable carrier. Pharmaceutical compositions for effecting such treatment will contain a major or minor amount, e.g. from 95 to 0.5% of at least one compound of the present invention in combination with the pharmaceutical carrier. The carrier comprises one or more solid, semi-solid, or liquid diluent, filler, and formulation adjuvant that is non-toxic, inert and pharmaceutically acceptable.

Such pharmaceutical compositions are preferably in dosage unit forms; i.e., physically discrete units containing a predetermined amount of the drug corresponding to a fraction or multiple of the dose which is calculated to produce the desired therapeutic response. The dosage units can contain 1, 2, 3, 4, or more single doses, or, alternatively, one-half, one-third, or one-fourth of a single dose. A single dose preferably contains an amount sufficient to produce the desired therapeutic effect upon administration at one application of one or more dosage units according to the predetermined dosage regimen usually a whole, half, third, or

quarter of the daily dosage administered once, twice, three, or four times a day. Other therapeutic agents can also be present. Pharmaceutical compositions which provide from about 50 to 1000 mg of the active ingredient per unit dose are preferred and are conventionally prepared as tablets, lozenges, capsules, powders, transdermal patches, aqueous or oily suspensions, syrups, elixirs, and aqueous solutions. Preferred oral compositions are in the form of tablets or capsules and may contain conventional excipients such as binding agents (e.g. syrup, acacia, gelatin, sorbitol, tragacanth, or polyvinylpyrrolidone), fillers (e.g. lactose, sugar, maize-starch, calcium phosphate, sorbitol, or glycine), lubricants (e.g. magnesium stearate, talc, polyethylene glycol or silica), disintegrants (e.g. starch) and wetting agents (e.g. sodium lauryl sulfate).

Solutions or suspensions of a Formula I compound with conventional pharmaceutical vehicles are generally employed for parenteral compositions such as an aqueous solution for intravenous injection or an oily suspension for intramuscular injection. Such compositions having the desired clarity, stability and adaptability for parenteral use are obtained by dissolving from 0.1% to 10% by weight of the active compound in water or a vehicle consisting of a polyhydric aliphatic alcohol such as glycerine, propyleneglycol, and polyethylene glycols or mixtures thereof. The polyethyleneglycols consist of a mixture of non-volatile, usually liquid, polyethyleneglycols which are soluble in both water and organic liquids and which have molecular weights from about 200 to 1500.

DESCRIPTION OF THE SPECIFIC EMBODIMENTS

The compounds of Formula I were prepared in the following Examples. All catalytic hydrogenations were performed with Parr Hydrogenators (Parr Instrument Co.) Bulb-to-bulb distillations were carried out on a Kugelrohr apparatus (Aldrich). Solvate removal from solids, when noted, was carried out under vacuum drying overnight in an Abderhalden drying pistol over refluxing ethanol. All melting points were obtained using a Thomas-Hoover melting point apparatus and are corrected. ^1H and ^{13}C NMR were obtained using a Bruker AM-300 NMR spectrometer at 300 and 75.5 MHz, respectively. NMR solvents used were deuteriochloroform (CDCl_3), methyl- d_6 -sulfoxide (DMSO-d_6) and deuterium oxide (D_2O).

EXAMPLE 1

Preparation of 1,4-Dihydro-2,6-dimethyl-4-(5-methoxy-5-oxopentyl)-3,5-pyridine Dicarboxylic Acid, Dimethyl Ester

A mixture of compound IIa (61 mmol), methyl acetoacetate (62 mmol), methyl 3-aminocrotonate (62 mmol) and 100 mL of isopropanol was refluxed overnight under N_2 . After cooling to room temperature, the volatiles were removed in vacuo and the solid residue crystallized in EtOAc-Hexanes to give 1,4-dihydro-2,6-dimethyl-4-(5-methoxy-5-oxopentyl)-3,5-pyridine dicarboxylic acid, dimethyl ester (39 mmol) as pale flakes: mp $80-81^\circ\text{C}$.; ^1H NMR (DMSO-d_6) δ 8.72 (s, 1 H), 3.76 (t, 1 H, $J=5.3$ Hz), 3.59 (s, 6 H), 3.55 (s, 3 H), 2.21 (m, 2 H), 2.19 (s, 6 H), 1.42 (m, 2 H), 1.22 (m, 4 H), ^{13}C NMR (DMSO-d_6) δ 173.3, 167.6, 146.4, 100.5, 51.1, 50.5, 36.2, 33.3, 31.9, 24.6, 23.4, 18.1. Analysis calculated for $\text{C}_{17}\text{H}_{25}\text{NO}_6 \cdot 0.25 \text{H}_2\text{O}$: C, 59.38; H, 7.47; N, 4.07. Found: C, 59.36; H, 7.17; N, 4.07.

EXAMPLE 2

Preparation of 1,4-Dihydro-2,6-dimethyl-4-[cis-3-(methoxycarbonyl)cyclopentyl]-3,5-pyridine Dicarboxylic Acid, Dimethyl Ester

A mixture of compound IIb (61 mmol), methyl acetoacetate (62 mmol), methyl 3-aminocrotonate (62 mmol) and

100 mL of isopropanol was refluxed overnight under nitrogen. After cooling to room temperature, the volatiles were removed in vacuo and the solid residue crystallized in EtOAc-Hexane to give the compound 1,4-Dihydro-2,6-dimethyl-4-[cis-3-(methoxycarbonyl) cyclopentyl]-3,5-pyridine dicarboxylic acid, dimethyl ester. A 45% yield as pale crystalline (hexanes) material was obtained: mp $144-145^\circ\text{C}$.; ^1H NMR (DMSO-d_6) δ 8.82 (s, 1 H), 3.85 (d, 1 H, $J=6.3$ Hz), 3.59 (s, 6 H), 3.55 (s, 3 H), 2.6 (m, 1 H), 2.22 (s, 6 H), 1.7 (m, 4 H), 1.4 (m, 1 H), 1.2 (m, 2 H); ^{13}C NMR (DMSO-d_6) δ 176.4, 168.0, 146.4, 99.7, 50.5, 47.9, 41.6, 34.8, 32.1, 28.3, 27.4, 27.0, 18.1. Analysis calculated for $\text{C}_{18}\text{H}_{25}\text{NO}_6$: C, 61.53; H, 7.17; N, 3.99. Found: C, 61.62; H, 7.23; N, 3.95. A minor trans-isomer was detected but not isolated.

EXAMPLE 3

General Method for the Synthesis of Propanamines

The amines for synthesizing the final compounds can be prepared as follows. Solutions of secondary amines (1.0 eq) and acrylonitrile (1.2 eq) in MeOH (containing sufficient Et_3N to neutralize any acid salts present) are refluxed for 2 hours. If a secondary amine is charged as a free base, the solvent is removed in vacuo at this time to afford the desired propanenitrile intermediate without further purification. Where secondary amines are acid (HCl or HBr) salts, the solvent is removed in vacuo, and the residue is taken up in water and then extracted with CH_2Cl_2 . The organic extracts are dried (Na_2SO_4) and the solvent is removed in vacuo to afford the desired propanenitrile intermediates. These compounds are then taken up in MeOH:30% aq NH_3 (85:15) containing Raney nickel, and hydrogenated at 50 psi for 30 min. The catalyst is then removed by filtration over Celite, and the solvent is removed in vacuo from the filtrate. The desired propanamines are then isolated by bulb-to-bulb distillation.

EXAMPLE 4

Preparation of 1,4-Dihydro-2,6-dimethyl-4-(5-hydroxy-5-oxopentyl)-3,5-pyridine Dicarboxylic Acid, Dimethyl Ester

A mixture of the compound produced in Example 1 (1.9 mmol) and 4 mL of 2N NaOH in 4 mL methanol was stirred for 2 hours at room temperature. The clear reaction mixture was neutralized by adding 1N HCl, and the desired product (95%) separated out upon evaporation in vacuo. 1,4-dihydro-2,6-dimethyl-4-(5-hydroxy-5-oxopentyl)-3,5-pyridine dicarboxylic acid, dimethyl ester was collected as creamy white plates: mp $150-151^\circ\text{C}$.; ^1H NMR (DMSO-d_6) δ 11.91 (s, 1 H), 8.72 (s, 1 H), 3.76 (t, 1 H, $J=5.3$ Hz), 3.59 (s, 6 H), 2.13 (s, 6 H), 2.11 (t, 2 H, $J=7.4$ Hz), 1.39 (m, 2 H), 1.13 (m, 4 H), ^{13}C NMR (DMSO-d_6) δ 174.4, 167.6, 146.3, 100.6, 50.6, 36.4, 33.7, 31.9, 24.7, 23.6, 18.1. Analysis calculated for $\text{C}_{16}\text{H}_{23}\text{NO}_6 \cdot 0.23 \text{H}_2\text{O}$: C, 58.31; H, 7.18; N, 4.25. Found: C, 58.32; H, 7.20; N, 4.12.

EXAMPLE 5

Preparation of 1,4-Dihydro-2,6-dimethyl-4-[cis-3-(hydroxycarbonyl)cyclopentyl]-3,5-pyridine Dicarboxylic Acid, Dimethyl Ester

A mixture of the compound of Example 2 (1.9 mmol) and 4 mL of 2N NaOH in 4 mL methanol was stirred for 2 hours at room temperature. The clear reaction mixture was neu-

13

tralized by adding 1 N HCl to produce 1,4-dihydro-2,6-dimethyl-4-[cis-3-(hydroxycarbonyl)cyclopentyl]-3,5-pyridine dicarboxylic acid, dimethyl ester. This compound was obtained as a pale crystalline solid: mp 177–179° C.; ¹H NMR (DMSO-d₆) δ 11.87 (br. s, 1 H), 8.81 (s, 1 H), 3.85 (d, 1 H, J=6.38 Hz), 3.59 (s, 6 H), 2.5 (m, 1 H), 2.22 (s, 6 H), 1.6 (m, 4 H), 1.4 (m, 1 H), 1.2 (m, 2 H); ¹³C NMR (DMSO-d₆) δ 177.2, 168.0, 146.3, 99.5, 50.5, 48.1, 41.9, 34.9, 32.2, 27.3, 27.0, 18.1. Analysis calculated for C₁₇H₂₃NO₆ · 0.67 H₂O: C, 58.44; H, 7.02; N, 4.01. Found: C, 58.44; H, 7.10; N, 3.90. A minor trans-isomer was detected but was not isolated.

EXAMPLE 6

General Procedure for the Synthesis of the Alkyl Urea Derivatives

The urea derivatives of the compounds of Formula I where Z is —NH— are obtained by forming a mixture of the acid of Formula IVa or IVb in diphenylphosphoryl azide (1.4 mmol) and triethyl amine (1.9 mmol) in 8 mL of toluene under argon atmosphere. The mixture is stirred at room temperature for 5 minutes, then the temperature is raised to 110° C. for 30 minutes. The mixture is then cooled to room temperature and the appropriate amine of Formula NH₂—(CH₂)_nZ is added. The resulting compound of Formula I gelled up. The analytical pure samples are obtained by a brief filtration over silica gel (type H, Merck).

EXAMPLE 7

Preparation of 1,4-Dihydro-2,6-dimethyl-4-[4-[[[3-(4-(3-methoxyphenyl)-1-piperidinyl)propyl]amino]carbonyl]amino]butyl]-3,5-pyridine Dicarboxylic Acid, Dimethyl Ester

The compound of Example 4 was reacted with 4-(3-methoxyphenyl)-1-piperidinepropanamine according to the General Procedure to yield 1,4-dihydro-2,6-dimethyl-4-[4-[[[3-(4-(3-methoxyphenyl)-1-piperidinyl)propyl]amino]carbonyl]amino]butyl]-3,5-pyridine dicarboxylic acid, dimethyl ester. The procedure produced a 91% yield as a foamy solid: ¹H NMR (DMSO-d₆) δ 8.73 (s, 1 H), 7.19 (t, 1 H, J=7.8 Hz), 6.75 (m, 3 H), 5.77 (m, 2 H, D₂O exch), 3.72 (s, 3 H), 3.59 (s, 6 H), 3.00 (m, 4 H), 2.87 (q, 2 H, J=6.5 Hz), 2.39 (m, 1 H), 2.19 (s, 6 H), 1.98 (m, 2 H), 1.71 (m, 4 H), 1.56 (m, 2 H), 1.30–1.04 (m, 9 H); ¹³C NMR (DMSO-d₆) δ 167.6, 159.3, 158.1, 147.8, 146.3, 129.3, 128.8, 118.9, 112.4, 111.4, 100.7, 55.6, 54.9, 53.6, 50.5, 41.7, 37.6, 36.6, 32.7, 32.0, 30.4, 27.2, 21.6, 18.1. Analysis calculated for C₃₁H₄₆N₄O₆ · 1.2 H₂O: C, 62.86; H, 8.24; N, 9.46. Found: C, 63.18; H, 7.92; N, 9.06.

EXAMPLE 8

Preparation of 1,4-Dihydro-2,6-dimethyl-4-[4-[[[3-(4-cyclohexyl-1-piperazinyl)propyl]amino]carbonyl]amino]butyl]-3,5-pyridine Dicarboxylic Acid, Dimethyl Ester

The compound of Example 4 was reacted with 4-(cyclohexyl)-1-piperazinepropanamine according to the General Procedure to yield 1,4-dihydro-2,6-dimethyl-4-[4-[[[3-(4-cyclohexyl-1-piperazinyl)propyl]amino]carbonyl]amino]butyl]-3,5-pyridine dicarboxylic acid, dimethyl ester. The procedure produced a 96% yield as pale foam: ¹H NMR (DMSO-d₆) δ 8.72 (s, 1 H), 5.72 (m, 2 H), 3.76 (t, 1 H, J=5.4 Hz), 3.60 (s, 6 H), 2.96 (m, 2 H), 2.87 (m, 2 H), 2.3 (m, 4 H), 2.20 (s, 6 H), 1.73 (m, 4 H), 1.48 (m, 4 H), 1.2–1.0 (m,

14

17 H); ¹³C NMR (DMSO-d₆) δ 167.1, 158.1, 146.3, 100.7, 62.5, 55.4, 53.2, 50.5, 48.3, 37.6, 36.6, 32.0, 30.4, 28.3, 27.2, 25.9, 25.2, 24.5, 21.6, 18.1. Analysis calculated for C₂₉H₄₉N₅O₅ · 0.6 H₂O: C, 62.36; H, 9.06; N, 12.54. Found: C, 62.74; H, 8.65; N, 11.6.

EXAMPLE 9

Preparation of 1,4-Dihydro-2,6-dimethyl-4-[4-[[[3-(4-phenyl-1-piperidinyl)propyl]amino]carbonyl]amino]butyl]-3,5-pyridine Dicarboxylic Acid, Dimethyl Ester

The compound of Example 4 was reacted with 4-(phenyl)-1-piperazinepropanamine according to the General Procedure to yield 1,4-dihydro-2,6-dimethyl-4-[4-[[[3-(4-phenyl-1-piperidinyl)propyl]amino]carbonyl]amino]butyl]-3,5-pyridine dicarboxylic acid, dimethyl ester. The procedure produced a 98% yield as pale foam: ¹H NMR (DMSO-d₆) δ 8.73 (s, 1 H), 7.2 (m, 5 H), 5.75 (m, 2 H, D₂O exch), 3.76 (t, 1 H, J=5.5 Hz), 3.60 (s, 6 H), 2.9–3.0 (m, 6 H), 2.28 (m, 2 H), 2.20 (s, 6 H), 1.94 (m, 2 H), 1.7–1.5 (m, 6 H), 1.25–1.07 (m, 7 H); ¹³C NMR (DMSO-d₆) δ 167.7, 158.1, 146.3, 128.9, 128.2, 126.7, 126.0, 100.6, 55.8, 53.8, 50.6, 42.0, 37.8, 36.6, 33.1, 32.0, 30.5, 27.4, 21.6, 18.1. Analysis calculated for C₃₀H₄₄N₄O₅ · 1.0 H₂O: C, 64.49, H, 8.30, N, 10.03. Found: C, 64.72; H, 8.14; N, 9.39.

EXAMPLE 10

Preparation of 1,4-Dihydro-2,6-dimethyl-4-[cis-3-[[[3-[4-(3-methoxyphenyl)-1-piperidinyl]propyl]amino]carbonyl]amino]cyclopentyl]-3,5-pyridine Dicarboxylic Acid, Dimethyl Ester

The compound of Example 5 was reacted with 4-(3-methoxyphenyl)-1-piperidinepropanamine according to the General Procedure to yield 1,4-dihydro-2,6-dimethyl-4-[cis-3-[[[3-[4-(3-methoxyphenyl)-1-piperidinyl]propyl]amino]carbonyl]amino]cyclopentyl]-3,5-pyridine dicarboxylic acid, dimethyl ester. The procedure produced a 48% yield as pale foam: ¹H NMR (DMSO-d₆) δ 8.84 (s, 1 H), 7.22 (t, 6 H, J=7.8 Hz), 7.13 (d, 5 H, J=7.9 Hz), 6.97 (t, 2 H, J=7.2 Hz), 6.02 (d, 1 H, J=7.5 Hz D₂O exch), 5.94 (br. t, 1 H, D₂O exch), 3.83 (q, 1 H, J=6.7 Hz), 3.72 (s, 3 H), 3.59 (s, 6 H), 3.44 (br. d, 2 H), 3.0–2.9 (m, 6 H), 2.22 (s, 6 H), 1.9–1.7 (m, 10 H), 1.2–1.1 (m, 4 H); ¹³C NMR (DMSO-d₆) δ 168.1, 159.4, 146.3, 145.8, 129.6, 128.9, 122.0, 119.9, 119.8, 118.6, 112.5, 111.8, 99.7, 99.6, 54.9, 52.0, 50.5, 36.4, 35.3, 31.5, 30.0, 18.1. Analysis calculated for C₃₂H₄₆N₄O₆ · C₁₂H₁₁P₁O₄ · C₆H₇P₁O₄: C, 62.10; H, 7.01; N, 7.14. Found: C, 62.10; H, 6.85; N, 6.55.

EXAMPLE 11

Preparation of 1,4-Dihydro-2,6-dimethyl-4-[cis-3-[[[3-(4-phenyl-1-piperidinyl)propyl]amino]carbonyl]amino]cyclopentyl]-3,5-pyridine Dicarboxylic Acid, Dimethyl Ester

The compound of Example 5 was reacted with 4-(phenyl)-1-piperazinepropanamine according to the General Procedure to yield 1,4-dihydro-2,6-dimethyl-4-[cis-3-[[[3-(4-phenyl-1-piperidinyl)propyl]amino]carbonyl]amino]cyclopentyl]-3,5-pyridine dicarboxylic acid, dimethyl ester. The procedure produced a 47% yield as pale foam: ¹H NMR (DMSO-d₆) δ 8.82 (s, 1 H), 7.31 (m, 2 H), 7.22 (m, 5 H), 7.12 (m, 2 H), 5.96 (m, 1 H, D₂O exch), 5.85 (m, 1 H, D₂O exch), 3.83 (t, 1 H, J=6.9 Hz), 3.67 (m, 1 H),

15

3.60 (s, 6 H), 3.02 (m, 2 H), 2.73 (m, 4 H), 2.22 (s, 6 H), 1.8 (m, 10 H), 1.2 (m, 6 H), ¹³C NMR (DMSO-d₆) δ 168.0, 146.3, 128.8, 128.5, 126.6, 121.9, 119.9, 119.8, 50.5, 35.3, 18.1. Analysis calculated for C₃₁H₄₄N₄O₅ · 0.65 C₆H₇O₁O₄: C, 62.95; H, 7.35; N, 8.41. Found: 63.39; H, 7.27; N, 7.65.

EXAMPLE 12

Preparation of 1,4-Dihydro-2,6-dimethyl-4-[cis-3-[[[3-(4-cyclohexyl-1-piperazinyl)propyl]amino]carbonyl]amino]cyclopentyl]-3,5-pyridine Dicarboxylic Acid, Dimethyl Ester

The compound of Example 5 was reacted with 4-(cyclohexyl)-1-piperazinepropanamine according to the General Procedure to yield 1,4-dihydro-2,6-dimethyl-4-[cis-3-[[[3-(4-cyclohexyl-1-piperazinyl)propyl]amino]carbonyl]amino]cyclopentyl]-3,5-pyridine dicarboxylic acid, dimethyl ester. The procedure produced a 58.5% yield as pale foam: ¹H NMR (DMSO-d₆) δ 8.83 (s, 1 H), 7.22 (t, 2 H, J=7.8 Hz), 7.12 (d, 2 H, J=7.9 Hz), 6.96 (t, 1 H, J=7.2 Hz), 5.80 (d, 1 H, J=7.5 Hz D₂O exch), 5.69 (br. s, 1 H, D₂O exch), 3.82 (t, 1 H, J=5.4 Hz), 3.60 (s, 6 H), 2.9 (m, 2 H), 2.8 (m, 2 H), 2.4 (m, 4 H), 2.20 (s, 6 H), 1.73 (m, 4 H), 1.48 (m, 4 H), 1.2–1.0 (m, 17 H); ¹³C NMR (DMSO-d₆) δ 168.1, 157.8, 146.3, 128.8, 121.9, 119.9, 119.8, 99.8, 99.6, 54.9, 50.5, 49.7, 47.6, 45.8, 37.2, 36.1, 36.0, 35.3, 31.5, 27.5, 25.4, 24.9, 18.1. Analysis calculated for C₃₀H₄₉N₅O₅ · 1.31 C₆H₇P₁O₄: C, 57.72; H, 7.44; N, 8.89. Found: C, 57.70; H, 7.43; N, 8.88.

EXAMPLE 13

General Procedure for the Synthesis of the Amide Derivatives

The amide derivatives of the compound of Formula I where Z is a covalent bond are obtained by forming a mixture of the acid of Formula IVa or IVb (0.32 mmol) and the appropriate amine (0.4 mmol) with 1-(3-dimethylaminopropyl)-3-ethylcarbodiimide hydrochloride (0.4 mmol) in 1,2-dichloroethane or N,N-dimethylformamide at room temperature and stirred overnight for 17 hours. The solvents are then removed in vacuo and the residues rediluted in ethyl acetate (10 mL). The organic phase is washed twice with 15 mL of water and filtered through a short bed of silica gel (type H, Merck). The silica gel bed measures 3 cm diameter by 2 cm thick. The compound of Formula I was isolated as a foam after evaporation.

EXAMPLE 14

Preparation of 1,4-Dihydro-2,6-dimethyl-4-[5-[[[3-(4-cyclohexyl-1-piperazinyl)propyl]amino]-5-oxopentyl]-3,5-pyridine Dicarboxylic Acid, Dimethyl Ester

The compound of Example 4 and 4-(cyclohexyl)-1-piperazinepropanamine were reacted according to the General Procedure of Example 13 to yield 1,4-dihydro-2,6-dimethyl-4-[5-[[[3-(4-cyclohexyl-1-piperazinyl)propyl]amino]-5-oxopentyl]-3,5-pyridine dicarboxylic acid, dimethyl ester. ¹H NMR (DMSO-d₆) δ 8.71 (s, 1 H), 8.70 (br. t, 1 H), 3.75 (t, 1 H, J=5.4 Hz), 3.59 (s, 6 H), 3.15 (m, 1 H), 2.99 (m, 2 H), 2.45 (m, 4 H), 2.15 (s, 6 H), 1.94 (t, 2 H, J=7.3 Hz), 1.7 (m, 4 H), 1.4–1.2 (m, 9 H), 1.2–1.0 (m, 11 H); ¹³C NMR (DMSO-d₆) δ 171.8, 167.6, 146.3, 100.5, 62.5, 55.6, 53.4, 50.5, 48.4, 44.8, 36.9, 36.5, 35.6, 34.0, 32.0, 28.4,

16

26.4, 25.9, 25.6, 18.1. Analysis calculated for C₂₉H₄₈N₄O₅ · 2.0 H₂O: C, 61.24; H, 9.22; N, 9.85. Found: C, 61.44; H, 9.30; N, 10.53.

EXAMPLE 15

Preparation of 1,4-Dihydro-2,6-dimethyl-4-[3-[[[3-[4-(3-methoxyphenyl)-1-piperidinyl]propyl]amino]-5-oxopentyl]-3,5-pyridine Dicarboxylic Acid, Dimethyl Ester

DEC amide coupling according to the General Procedure of Example 13 from the compound of Example 4 and 4-(3-methoxyphenyl)-1-piperidinepropanamide produced the compound 1,4-dihydro-2,6-dimethyl-4-[3-[[[3-[4-(3-methoxyphenyl)-1-piperidinyl]propyl]amino]-5-oxopentyl]-3,5-pyridine dicarboxylic acid, dimethyl ester. The reaction gave a 38% yield. Extensive chromatography was required to purify the desired product. ¹H NMR (DMSO-d₆) δ 8.76 (s, 1 H), 7.94 (br. t, 1 H), 7.25 (t, 2 H, J=7.9 Hz), 6.79 (m, 3 H), 3.74 (s, 3 H), 3.60 (s, 6 H), 3.50 (m, 2 H), 3.00 (m, 5 H), 2.20 (s, 6 H), 1.97 (m, 4 H), 1.82 (m, 3 H), 1.37 (m, 3 H), 1.30–1.04 (m, 6 H).

EXAMPLE 16

Preparation of 1,4-Dihydro-2,6-dimethyl-4-[3-[[[3-(4-phenyl-1-piperidinyl)propyl]amino]-5-oxopentyl]-3,5-pyridine Dicarboxylic Acid, Dimethyl Ester.

The compound of Example 5 and 4-(3-methylphenyl)-1-piperidinepropanamine were reacted according to the General Procedure of Example 13 to yield 1,4-dihydro-2,6-dimethyl-4-[3-[[[3-(4-phenyl-1-piperidinyl)propyl]amino]-5-oxopentyl]-3,5-pyridine dicarboxylic acid, dimethyl ester. The reaction produced a yield of 38%: ¹H NMR (DMSO-d₆) δ 8.73 (s, 1 H), 7.94 (br. t, 1 H), 7.21 (m, 10 H), 3.76 (t, 1 H, J=5.5 Hz), 3.59 (s, 6 H), 3.0 (m, 6 H), 2.3 (m, 2 H), 2.20 (s, 6 H), 1.9 (m, 2 H), 1.7–1.5 (m, 6 H), 1.25–1.07 (m, 7 H); ¹³C NMR (DMSO-d₆) δ 167.6, 146.3, 128.3, 126.7, 126.0, 100.6, 56.0, 55.88, 50.6, 42.0, 37.7, 37.0, 36.5, 35.6, 33.2, 32.0, 26.6, 25.6, 23.8, 18.1. Analysis calculated for C₃₀H₄₃N₃O₅ · 0.4 C₂₂H₃₉N₅: C, 69.03; H, 8.75; N, 10.37. Found: C, 69.47; H, 9.27; N, 10.05.

EXAMPLE 17

Preparation of 1,4-Dihydro-2,6-dimethyl-4-[cis-3-[[[3-[4-(3-methoxyphenyl)-1-piperidinyl]propyl]amino]carbonyl]cyclopentyl]-3,5-pyridine Dicarboxylic Acid, Dimethyl Ester

The compound of Example 5 and 4-(3-methylphenyl)-1-piperidinepropanamine were reacted according to the General Procedure of Example 13 to yield 1,4-dihydro-2,6-dimethyl-4-[cis-3-[[[3-[4-(3-methoxyphenyl)-1-piperidinyl]propyl]amino]carbonyl]cyclopentyl]-3,5-pyridine dicarboxylic acid, dimethyl ester. The reaction produced a yield of 35%. ¹H NMR (DMSO-d₆) δ 8.79 (s, 1 H), 7.70 (br. t, 1 H), 7.20 (t, 1 H, J=7.8 Hz), 6.77 (m, 3 H), 3.85 (d, 1 H, J=6.6 Hz), 3.73 (s, 3 H), 3.59 (s, 6 H), 3.04 (br. d, 4 H), 2.41 (m, 4 H), 2.21 (s, 6 H), 1.8–1.5 (m, 10 H), 1.4–1.1 (m, 5 H), ¹³C NMR (DMSO-d₆) δ 175.0, 168.0, 167.9, 159.3, 146.2, 129.4, 118.8, 112.4, 111.4, 99.9, 99.7, 54.9, 53.4, 50.5, 48.4, 35.0, 33.3, 27.3, 27.0, 18.1. Analysis calculated for C₃₂H₄₅N₃O₆ · 1.8 H₂O: C, 64.04; H, 8.16; N, 7.00. Found: C, 63.66; H, 7.70; N, 6.92.

EXAMPLE 18

Preparation of 1,4-Dihydro-2,6-dimethyl-4-[cis-3-[[[3-(4-phenyl-1-piperidinyl)propyl]amino]carbonyl]cyclopentyl]-3,5-pyridine Dicarboxylic Acid, Dimethyl Ester

The compound of Example 5 was reacted with 4-(phenyl)-1-piperazinepropanamine were reacted according

17

to the General Procedure of Example 13 to yield 1,4-dihydro-2,6-dimethyl-4-[cis-3-[[[3-(4-phenyl-1-piperidinyl)propyl]amino]carbonyl]cyclopentyl]-3,5-pyridine dicarboxylic acid, dimethyl ester. The reaction produced a yield of 44%. ¹H NMR (DMSO-d₆) δ 8.80 (s, 1 H), 7.70 (m, 1 H), 7.24 (m, 5 H), 3.85 (t, 1 H, J=6.9 Hz), 3.59 (s, 6 H), 3.04 (m, 4 H), 2.42 (m, 4 H), 2.22 (s, 6 H), 1.8–1.5 (m, 10 H), 1.4 (m, 2 H), 1.2–1.1 (m, 2 H); ¹³C NMR (DMSO-d₆) δ 175.0, 168.0, 167.9, 146.2, 128.4, 126.6, 126.1, 99.9, 99.7, 53.4, 50.5, 48.4, 43.3, 41.9, 35.0, 33.3, 32.6, 27.2, 27.0, 18.1. Analysis calculated for C₃₁H₄₄N₄O₅·0.77 HCl: C, 65.80; H, 7.80; N, 7.43. Found: C, 65.83; H, 7.84; N, 7.37.

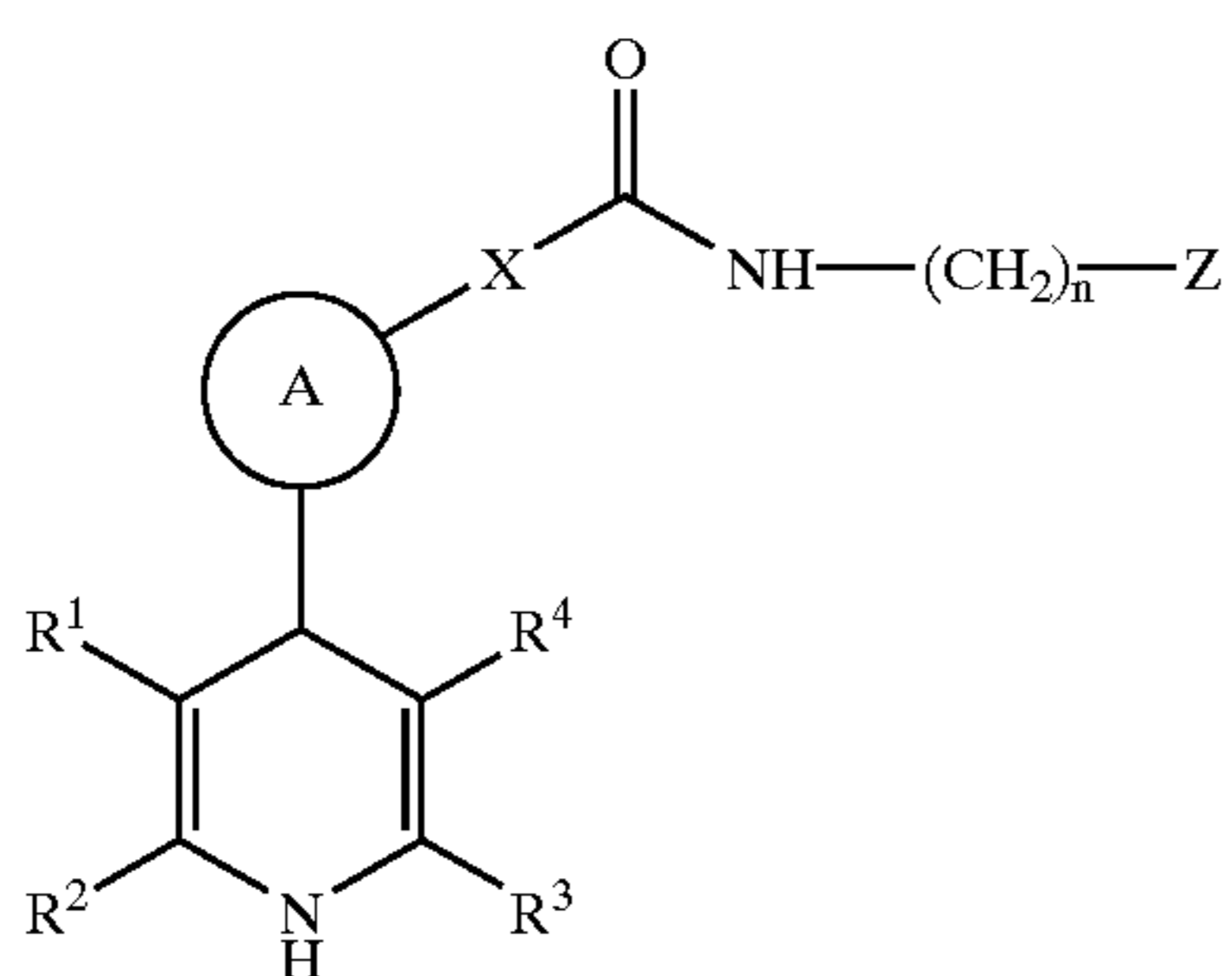
EXAMPLE 19

Preparation of 1,4-Dihydro-2,6-dimethyl-4-[cis-3-[[[3-(4-cyclohexyl-1-piperazinyl)propyl]amino]carbonyl]cyclopentyl]-3,5-pyridine Dicarboxylic Acid, Dimethyl Ester

The compound of Example 5 was reacted with 4-(cyclohexyl)-1-piperazinepropanamine according to the General Procedure of Example 13 to yield 1,4-dihydro-2,6-dimethyl-4-[cis-3-[[[3-(4-cyclohexyl-1-piperazinyl)propyl]amino]carbonyl]cyclopentyl]-3,5-pyridine dicarboxylic acid, dimethyl ester. The reaction produced a yield of 39%. ¹H NMR (DMSO-d₆) δ 8.81 (s, 1 H), 7.70 (br. s, 1 H), 3.83 (t, 1 H, J=5.4 Hz), 3.60 (s, 6 H), 3.0 (m, 2 H), 2.6 (m, 4 H), 2.4 (m, 6 H), 2.20 (s, 6 H), 1.73 (m, 4 H), 1.48 (m, 4 H), 1.2–1.0 (m, 13 H); ¹³C NMR (DMSO-d₆) δ 175.2, 168.2, 146.3, 99.9, 62.8, 55.2, 52.3, 50.6, 48.7, 48.4, 36.9, 34.9, 33.3, 27.8, 27.2, 27.0, 26.0, 25.6, 18.1. Analysis calculated for C₃₀H₄₈N₄O₅·1.0 HCl: C, 62.01; H, 8.50; N, 9.64. Found: C, 62.03; H, 8.52; N, 9.21.

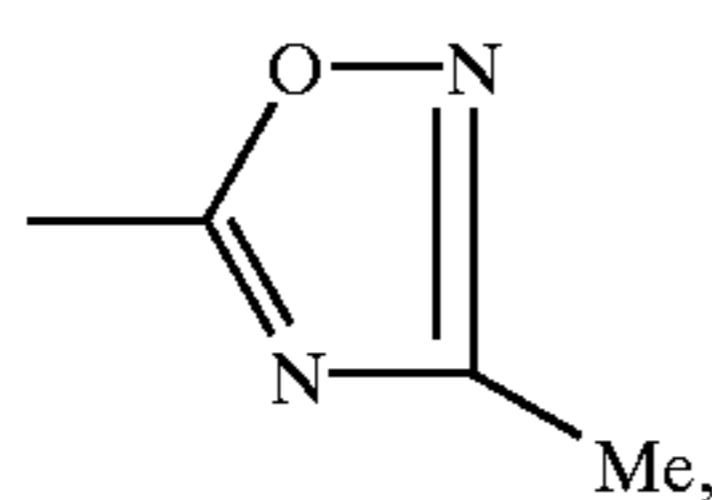
What is claimed is:

1. A compound of Formula (I) or its pharmaceutically acceptable acid addition salts or hydrates thereof



wherein

R¹ and R⁴ are independently selected from lower alkyl and CO₂R⁵, cyano and



where R⁵ is a lower alkyl;

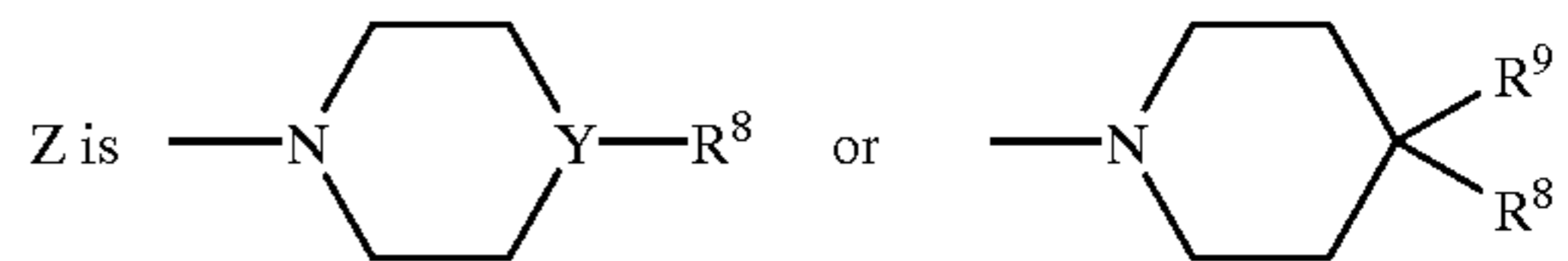
R² and R³ are independently selected from hydrogen, cyano and lower alkyl;

A is lower alkyl or C₅₋₆cycloalkyl;

X is —NH— or a covalent bond;

18

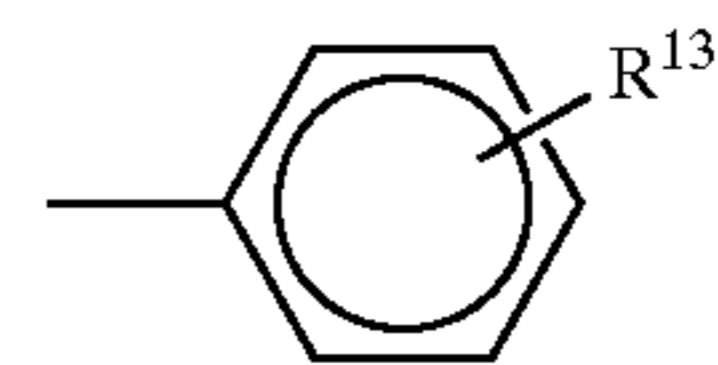
n is an integer selected from 2 to 5;



in which R⁶ and R⁷ are independently selected from lower alkyl and lower alkanol; the solid and broken line denote a single or double covalent bond; R⁸ is selected from hydrogen, lower alkyl, —CO₂R¹, —(CH₂)_mR¹⁰, hydroxy, cyano, —(CH₂)_nNR¹¹R¹², wherein

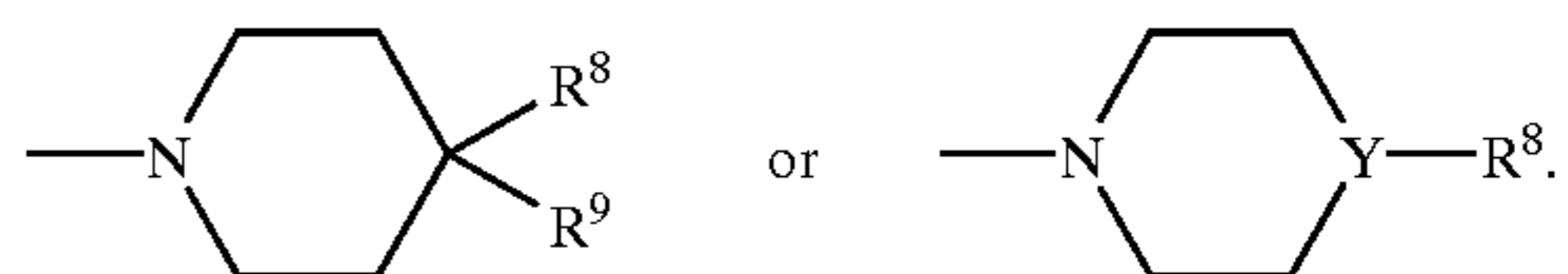
m is zero or an integer from 1 to 3;

R¹⁰ is C₃₋₇ cycloalkyl, naphthyl,

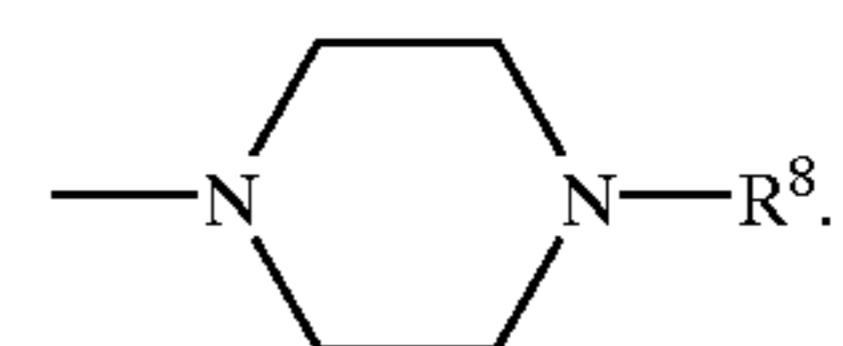


with R¹³ being lower alkyl, lower alkenyl, C₃₋₇ cycloalkyl, lower alkoxy, hydrogen, halogen, hydroxy, dialkylamino, phenoxy, amino, —NHCOR¹, —CO₂R¹, NO₂, trifluoromethyl, phenyl, and R¹¹ and R¹² are lower alkyl or are taken together as a C₃₋₅ alkylene chain or an ethyl-oxy-ethyl chain.

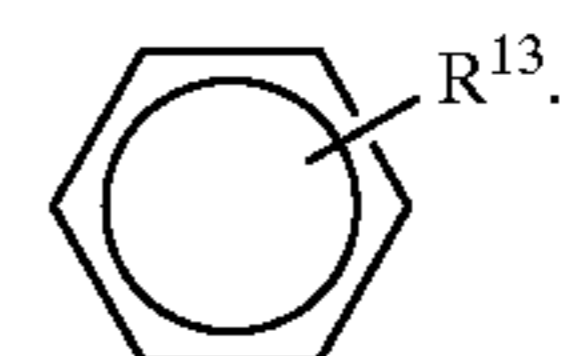
2. A compound of claim 1 wherein Z is



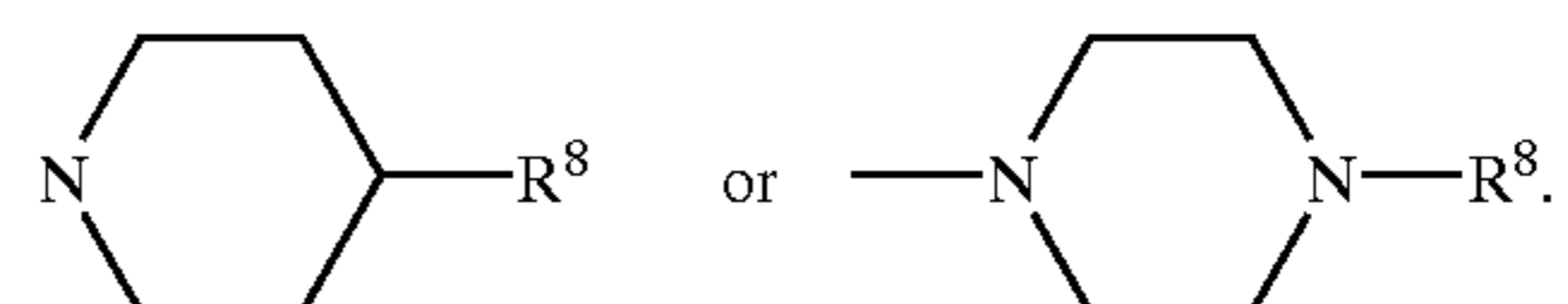
3. A compound of claim 1 wherein Z is



4. A compound of claim 1 wherein R⁸ is

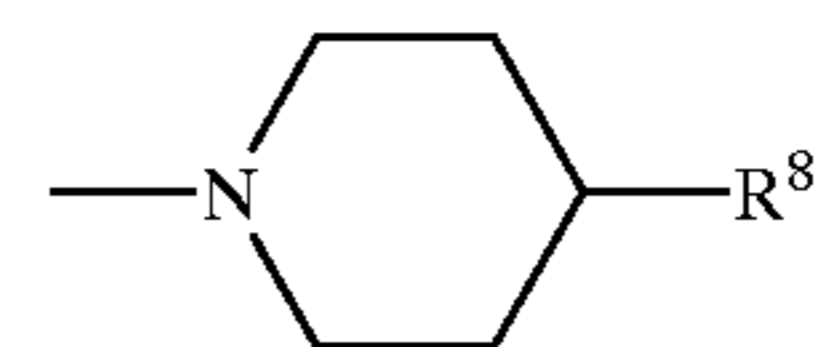


5. A compound of claim 1 wherein Z is



6. The compound of claim 1 wherein n is 3.

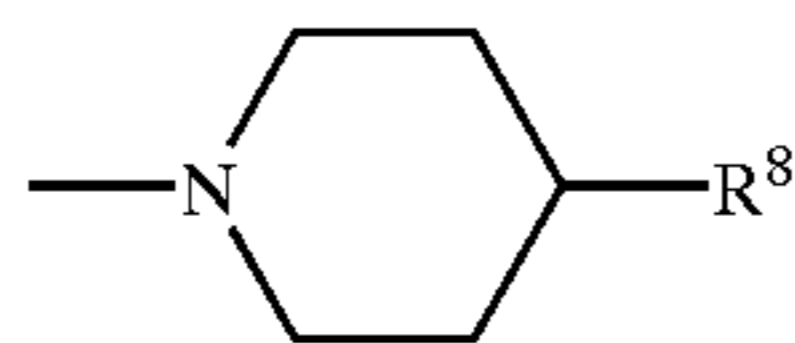
7. The compound of claim 1 wherein Z is



and R⁸ is 3-methoxyphenyl, phenyl or cyclohexyl.

19

8. The compound of claim 1 wherein Z is



and R⁸ is cyclohexyl.

9. The compound of claim 1 wherein A is an alkyl having 2-5 carbon atoms.

10. The compound of claim 1 wherein A is C₄H₉.

11. The compound of claim 1 wherein A is cis-1,3-cyclopentyl.

12. The compound of claim 1 selected from the group consisting of

- 1,4-dihydro-2,6-dimethyl-4-[4-[[[3-[4-(3-methoxyphenyl)-1-piperidinyl]propyl]amino]carbonyl]amino]butyl]-3,5-pyridine dicarboxylic acid, dimethyl ester;
- 1,4-dihydro-2,6-dimethyl-4-[4-[[[3-(4-cyclohexyl-1-piperazinyl)propyl]amino]carbonyl]amino]butyl]-3,5-pyridine dicarboxylic acid, dimethyl ester;
- 1,4-dihydro-2,6-dimethyl-4-[4-[[[3-(4-phenyl-1-piperidinyl)propyl]amino]carbonyl]amino]butyl]-3,5-pyridine dicarboxylic acid, dimethyl ester;
- 1,4-dihydro-2,6-dimethyl-4-[5-[[3-(4-cyclohexyl-1-piperazinyl)propyl]amino]-5-oxopentyl]-3,5-pyridine dicarboxylic acid, dimethyl ester;
- 1,4-dihydro-2,6-dimethyl-4-[3-[[3-[4-(3-methoxyphenyl)-1-piperidinyl]propyl]amino]-5-oxopentyl]-3,5-pyridine dicarboxylic acid, dimethyl ester;
- 1,4-dihydro-2,6-dimethyl-4-[3-[[3-(4-phenyl-1-piperidinyl)propyl]amino]-5-oxopentyl]-3,5-pyridine dicarboxylic acid, dimethyl ester;
- 1,4-dihydro-2,6-dimethyl-4-[cis-3-[[[3-[4-(3-methoxyphenyl)-1-piperidinyl]propyl]amino]

20

carbonyl]cyclopentyl]-3,5-pyridine dicarboxylic acid, dimethyl ester;

1,4-dihydro-2,6-dimethyl-4-[cis-3-[[[3-[4-phenyl-1-piperidinyl]propyl]amino]carbonyl]amino]cyclopentyl]-3,5-pyridine dicarboxylic acid, dimethyl ester;

1,4-dihydro-2,6-dimethyl-4-[cis-3-[[[3-(4-cyclohexyl-1-piperazinyl)propyl]amino]carbonyl]amino]cyclopentyl]-3,5-pyridine dicarboxylic acid, dimethyl ester;

1,4-dihydro-2,6-dimethyl-4-[cis-3-[[[3-[4-(3-methoxyphenyl)-1-piperidinyl]propyl]amino]carbonyl]cyclopentyl]-3,5-pyridine dicarboxylic acid, dimethyl ester;

1,4-dihydro-2,6-dimethyl-4-[cis-3-[[[3-(4-phenyl-1-piperidinyl)propyl]amino]carbonyl]cyclopentyl]-3,5-pyridine dicarboxylic acid, dimethyl ester; and

1,4-dihydro-2,6-dimethyl-4-[cis-3-[[[3-(4-cyclohexyl-1-piperazinyl)propyl]amino]carbonyl]cyclopentyl]-3,5-pyridine dicarboxylic acid, dimethyl ester.

13. A pharmaceutical composition for use in promoting weight loss and treating eating disorders, the composition comprising an anorexiant effective amount of a compound claimed in claim 1 in combination with a pharmaceutically acceptable carrier.

14. A method of promoting weight loss and treating eating disorders in a mammal comprising administering to a mammalian host an anorexiant effective dose of a compound claimed in claim 1.

* * * * *