



US006063806A

United States Patent [19][11] **Patent Number:** **6,063,806****Kamiya et al.**[45] **Date of Patent:** **May 16, 2000**[54] **INDOLYL OR INDOLINYL DERIVATIVES
AND MEDICINAL USE THEREOF AS ACAT
OR LIPID PEROXIDATION INHIBITORS**8-92210 4/1996 Japan .
8-208602 8/1996 Japan .
96/09287 3/1996 WIPO .[75] Inventors: **Shoji Kamiya**, Kyoto; **Hiroaki Shirahase**, Nagaokakyo; **Hiroshi Matsui**, Nara; **Shohei Nakamura**, Kyoto; **Katsuo Wada**, Takatsuki, all of Japan

OTHER PUBLICATIONS

[73] Assignee: **Kyoto Pharmaceutical Industries, Ltd.**, Japan"Potential Antiatherosclerotic Agents. 5.¹ An acyl-CoA:C-cholesterol O-Acyltransferase Inhibitor with Hypocholesterolemic Activity", J. Med. Chem. vol. 29, pp. 1131-1133. 1986.[21] Appl. No.: **09/051,202**

K. Yee et al., "Novel Series of Selective Leukotriene Antagonists: Exploration and Timization of the Acidic Region in 1,6-Disubstituted Indoles and Indazoles", Journal of Medicinal Chemistry, vol. 33, No. 9, pp. 2437-2451, 1990.

[22] PCT Filed: **Sep. 30, 1996**

V. Matassa et al., "Evolution of a Series of Peptidoleukotriene Antagonists: Synthesis and Structure/Activity Relationships of 1,3,5-substituted Indoles and Indazoles", Journal of Medicinal Chemistry, vol. 33, No. 6, pp. 1781-1790, 1990.

[86] PCT No.: **PCT/JP96/02852**§ 371 Date: **Apr. 3, 1998**§ 102(e) Date: **Apr. 3, 1998**[87] PCT Pub. No.: **WO97/12860**PCT Pub. Date: **Apr. 10, 1997**

F. Brown et al., "Evolution of a Series of Peptidoleukotriene Antagonists: Synthesis and Structure-Activity Relationships of 1,6-Disubstituted Indoles and Indazoles", Journal of Medicinal Chemistry, vol. 33, No. 6, pp. 1771-1781, 1990.

[30] **Foreign Application Priority Data**Oct. 5, 1995 [JP] Japan 7-259082
Mar. 14, 1996 [JP] Japan 8-058018
Jul. 24, 1996 [JP] Japan 8-194331*Primary Examiner*—Mukund J. Shah*Assistant Examiner*—Deepak R. Rao*Attorney, Agent, or Firm*—Wenderoth, Lind & Ponack, L.L.P.[51] **Int. Cl.**⁷ **C07D 209/08**; C07D 209/12; C07D 209/14; C07D 209/18; A61K 31/40[57] **ABSTRACT**[52] **U.S. Cl.** **514/418**; 514/419; 548/490; 548/491; 548/483; 548/484; 548/510

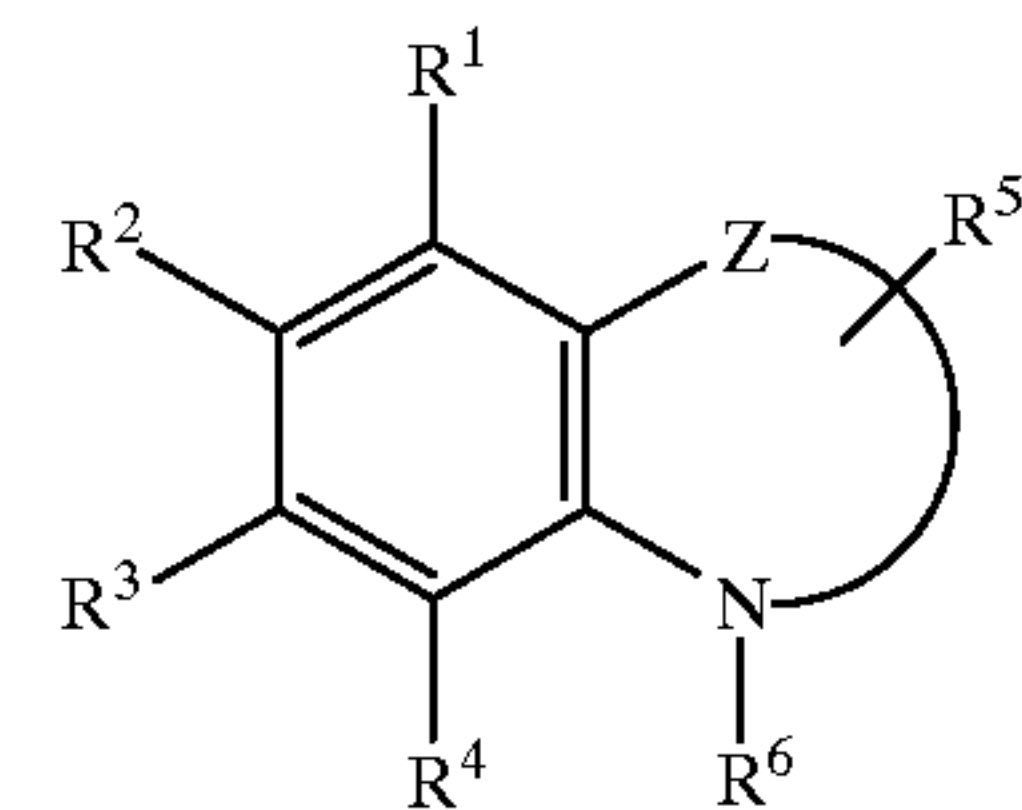
A heterocyclic derivative of the formula (I)

[58] **Field of Search** 548/483, 484, 548/490, 491, 510; 514/418, 419

(I)

[56] **References Cited**

U.S. PATENT DOCUMENTS

4,803,218 2/1989 Stanley et al. 514/414
5,153,226 10/1992 Chucholowski et al. 514/617
5,219,859 6/1993 Festal et al. 514/269

FOREIGN PATENT DOCUMENTS

0 622 356 A1 11/1994 European Pat. Off. .
622356 11/1994 European Pat. Off. .
0 708 091 A1 4/1996 European Pat. Off. .
0 793 140 A1 9/1997 European Pat. Off. .
2-117651 5/1990 Japan .
3-7259 1/1991 Japan .
3-148247 6/1991 Japan .
4-66568 3/1992 Japan .
4-234839 8/1992 Japan .
4-327564 11/1992 Japan .
5-32666 2/1993 Japan .
5-97802 4/1993 Japan .
5-140102 6/1993 Japan .

wherein each symbol is as defined in the specification, and pharmaceutically acceptable salts thereof. The compound (I) of the present invention and pharmaceutically acceptable salts thereof exhibit superior ACAT inhibitory activity and lipoperoxidation inhibitory activity in mammals, and are useful as ACAT inhibitors and lipoperoxidation inhibitors. Specifically, they are useful for the prophylaxis and treatment of arteriosclerosis, hyperlipemia, arteriosclerosis in diabetes, and cerebrovascular and cardiovascular ischemic diseases.

19 Claims, No Drawings

**INDOLYL OR INDOLINYL DERIVATIVES
AND MEDICINAL USE THEREOF AS ACAT
OR LIPID PEROXIDATION INHIBITORS**

This is a national stage of international application no. PCT/JP96/02852 filed Sep. 30, 1996.

TECHNICAL FIELD

The present invention relates to novel heterocyclic derivatives and pharmaceutical use thereof. More particularly, the present invention relates to novel heterocyclic derivatives having an indoline ring, indole ring or tetrahydroquinoline ring, which derivatives having an inhibitory activity on acyl CoA: cholesterol acyltransferase (hereinafter ACAT) and lipoperoxidation inhibitory activity, and to pharmaceutical use thereof.

BACKGROUND ART

It is a well-known fact that arteriosclerosis is an extremely important factor causing various circulatory diseases, and active studies have been undertaken in an attempt to achieve suppression of the evolution of arterial sclerosis or regression thereof. In particular, although the usefulness of a pharmaceutical agent which reduces cholesterol in blood or arterial walls has been acknowledged, an ideal pharmaceutical agent exhibiting positive clinical effects while causing less side-effects has not been realized. A pharmaceutical agent which directly inhibits deposition of cholesterol in arterial walls has been desired as a pharmaceutical agent which effectively prevents or treats arterial sclerosis, and studies in this field are thriving. Yet, an ideal pharmaceutical agent has not been developed.

In recent years, it has been clarified that cholesterol in blood is accumulated in arterial walls in the ester form thereof, and that it significantly evolves arteriosclerosis. A decrease in cholesterol level in blood leads to the reduction of accumulation of cholesterol ester in arterial walls, and is effective for the suppression of evolution of arteriosclerosis and regression thereof.

Cholesterol in food is esterified in mucous membrane of small intestine, and taken into blood as chylomicron. ACAT is known to play an important role in the generation of cholesterol ester in mucous membrane of small intestine. Thus, if esterification of cholesterol can be suppressed by inhibiting ACAT in mucous membrane of small intestine, absorption of cholesterol by mucous membrane and into blood can be presumably prevented to ultimately result in lower cholesterol level in blood.

In arterial walls, ACAT esterifies cholesterol and causes accumulation of cholesterol ester. Inhibition of ACAT in arterial walls is expected to effectively suppress accumulation of cholesterol ester.

From the foregoing, it is concluded that an ACAT inhibitor will make an effective pharmaceutical agent for hyperlipemia and arteriosclerosis, as a result of suppression of absorption of cholesterol in small intestine and accumulation of cholesterol in arterial walls.

Conventionally, there have been reported, for example, as such ACAT inhibitors, amide and urea derivatives [J. Med. Chem., 29: 1131 (1986), Japanese Patent Unexamined Publication Nos. 117651/1990, 7259/1990, 234839/1992, 327564/1992 and 32666/1993]. However, creation and pharmacological studies of these compounds have been far from sufficient.

Meanwhile, hyperoxidation of low density lipoprotein (LDL) is also highly responsible for intracellular incorpo-

ration of cholesterol accumulated as cholesterol ester in arterial walls. In addition, it is known that hyperoxidation of lipids in a living body is deeply concerned with the onset of arteriosclerosis and cerebrovascular and cardiovascular ischemic diseases.

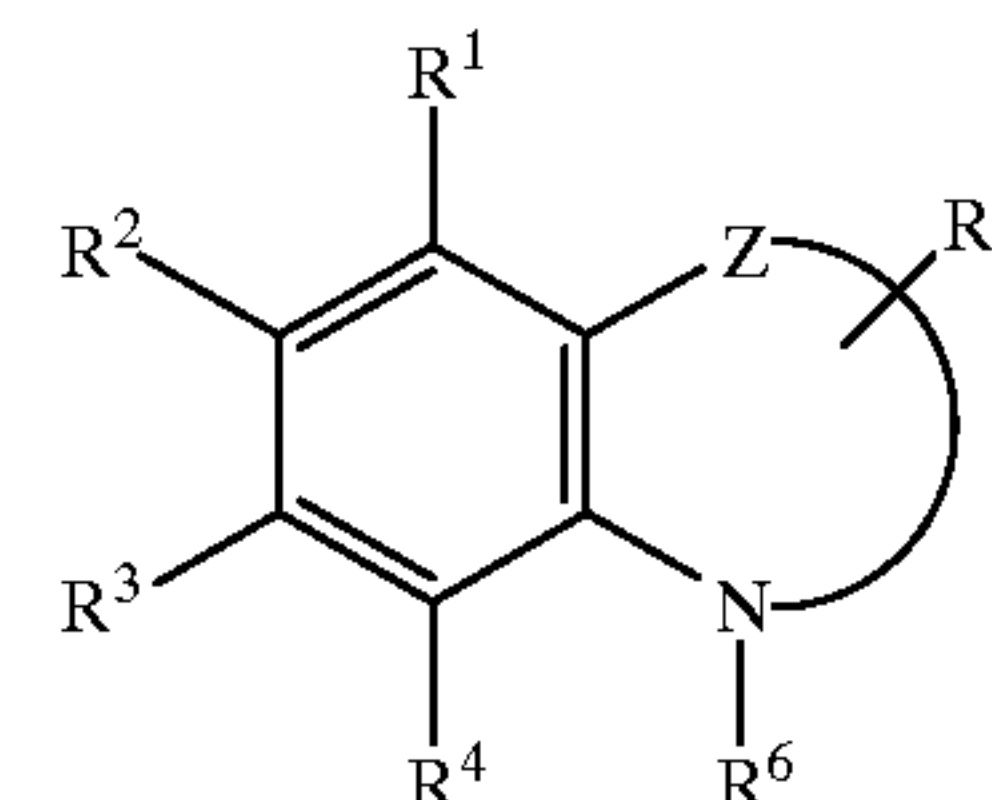
Accordingly, a compound having both an ACAT inhibitory activity and lipoperoxidation inhibitory activity is highly useful as a pharmaceutical product, since it effectively reduces accumulation of cholesterol ester in arterial walls and inhibits lipoperoxidation in living organisms, thereby preventing and treating various vascular diseases caused thereby.

It is therefore an object of the present invention to provide a compound having ACAT inhibitory activity and lipoperoxidation inhibitory activity, as well as pharmaceutical use thereof, particularly ACAT inhibitor and lipoperoxidation inhibitor.

DISCLOSURE OF THE INVENTION

The present inventors have conducted intensive studies to achieve the above-mentioned objects and found that a certain heterocyclic derivative having an indoline ring, indole ring or tetrahydroquinoline ring is superior in water solubility as compared to conventional ACAT inhibitors, and has lipoperoxidation inhibitory activity in addition to strong ACAT inhibitory activity, and that said compound permits superior oral absorption, strong anti-hyperlipemia effect and anti-arteriosclerosis effect, which resulted in the completion of the present invention.

Thus, the present invention relates to heterocyclic derivatives of the formula (I)



wherein

one of R^1 , R^2 and R^5 is hydroxy, carboxy, alkoxy carbonyl, a group of the formula $-NR^9R^{10}$ wherein R^9 and R^{10} are each independently hydrogen atom or lower alkyl, or alkyl or alkenyl substituted by hydroxy, acidic group, alkoxy carbonyl or a group of the formula $-NR^9R^{10}$ wherein R^9 and R^{10} are each independently hydrogen atom or lower alkyl, and the other two are each independently hydrogen atom, lower alkyl or lower alkoxy;

either R^3 or R^4 is a group of the formula $-NHCOR^7$ wherein R^7 is alkyl, alkoxyalkyl, alkylthioalkyl, cycloalkyl, cycloalkylalkyl, aryl, arylalkyl or a group of the formula $-NHR^8$ wherein R^8 is alkyl, cycloalkyl, cycloalkylalkyl, aryl or arylalkyl, and the other is hydrogen atom, lower alkyl or lower alkoxy;

R^6 is alkyl, alkenyl, alkoxyalkyl, alkylthioalkyl, cycloalkyl, cycloalkylalkyl or arylalkyl; and

Z is a binding group forming a 5- or 6-membered ring together with nitrogen atom substituted by R^6 , carbon atom of benzene ring to which said nitrogen atom binds and carbon atom adjacent to said carbon atom, and pharmaceutically acceptable salts thereof.

The present invention also relates to pharmaceutical compositions, ACAT inhibitors and lipoperoxidation inhibitors containing the above-mentioned heterocyclic derivative or a pharmaceutically acceptable salt thereof.

In the present specification, each symbol denotes the following.

Lower alkyl at R^1 , R^{1a} , R^{1b} , R^{1c} , R^2 , R^{2c} , R^3 , R^{3a} , R^{3b} , R^{3c} , R^4 , R^{4c} , R^5 , R^{5c} , R^9 , R^{9c} , R^{10} and R^{10c} may be linear or branched and has 1 to 6 carbon atoms. Examples thereof include methyl, ethyl, propyl, isopropyl, butyl, isobutyl, sec-butyl, tert-butyl, pentyl, isopentyl, neopentylhexyl and the like.

Lower alkoxy at R^1 , R^{1b} , R^{1c} , R^2 , R^{2c} , R^3 , R^{3b} , R^{3c} , R^4 , R^{4c} , R^5 and R^{5c} may be linear or branched and has 1 to 6 carbon atoms. Examples thereof include methoxy, ethoxy, propoxy, isopropoxy, butoxy, isobutoxy, sec-butoxy, tert-butoxy, pentyloxy, isopentyloxy, neopentyloxy, hexyloxy and the like.

Alkyl at R^6 , R^{6a} , R^{6b} , R^{6c} , R^7 , R^{7a} , R^{7b} , R^{7c} , R^8 , R^{8b} and R^{8c} may be linear or branched and preferably has 1 to 20 carbon atoms. Examples thereof include methyl, ethyl, propyl, isopropyl, butyl, isobutyl, sec-butyl, tert-butyl, pentyl, isopentyl, neopentyl, hexyl, heptyl, octyl, nonyl, decyl, undecyl, dodecyl, tridecyl, tetradecyl, pentadecyl, hexadecyl, heptadecyl, nonadecyl, icosyl, 1,1-dimethylpropyl, 1,1-dimethylbutyl, 1,1-dimethylhexyl, 1,1-dimethylheptyl, 3,3-dimethylbutyl, 4,4-dimethylbutyl and the like.

In alkoxyalkyl at R^6 , R^{6b} , R^{6c} , R^7 , R^{7b} and R^{7c} , the alkoxy moiety thereof preferably has 1 to 6 carbon atoms and alkyl moiety thereof preferably has 1 to 6 carbon atoms. Examples of alkoxyalkyl include ethoxybutyl, ethoxyhexyl, butoxybutyl, butoxyhexyl, hexyloxybutyl, hexyloxyhexyl and the like.

In alkylthioalkyl at R^6 , R^{6b} , R^{6c} , R^7 , R^{7b} and R^{7c} , both alkyl moieties preferably have 1 to 6 carbon atoms. Examples of alkylthioalkyl include ethylthioethyl, ethylthiohexyl, butylthiobutyl, butylthiohexyl, hexylthiobutyl, hexylthiohexyl and the like.

Cycloalkyl at R^6 , R^{6a} , R^{6b} , R^{6c} , R^7 , R^{7a} , R^{7b} , R^{7c} , R^8 , R^{8b} and R^{8c} preferably has 3 to 8 carbon atoms. Examples thereof include cyclopropyl, cyclobutyl, cyclopentyl, cyclohexyl, cycloheptyl, cyclooctyl and the like.

In cycloalkylalkyl at R^6 , R^{6a} , R^{6b} , R^{6c} , R^7 , R^{7a} , R^{7b} , R^{7c} , R^8 , R^{8b} and R^{8c} , its cycloalkyl moiety preferably has 3 to 8 carbon atoms and alkyl moiety preferably has 1 to 3 carbon atoms. Examples of cycloalkylalkyl include cyclopropylmethyl, cyclobutylmethyl, cyclopentylmethyl, cyclohexylmethyl, cyclopropylethyl, cyclopropylpropyl, cycloheptylmethyl, cyclooctylmethyl and the like.

Examples of aryl at R^7 , R^{7b} , R^{7c} , R^8 , R^{8b} and R^{8c} include phenyl, naphthyl and the like.

Arylalkyl at R^6 , R^{6b} , R^{6c} , R^7 , R^{7b} , R^{7c} , R^8 , R^{8b} and R^{8c} has the aforementioned aryl moiety and its alkyl moiety preferably has 1 to 4 carbon atoms. Examples of arylalkyl include benzyl, 1-phenylethyl, 2-phenylethyl, 1-phenylpropyl, 2-phenylpropyl, 3-phenylpropyl and the like.

Alkenyl at R^6 , R^{6b} and R^{6c} may be linear or branched and preferably has 3 to 12 carbon atoms. Examples thereof include propenyl, isopropenyl, butenyl, pentenyl, hexenyl, heptenyl, octenyl, 3,3-dimethyl-2-propenyl and the like.

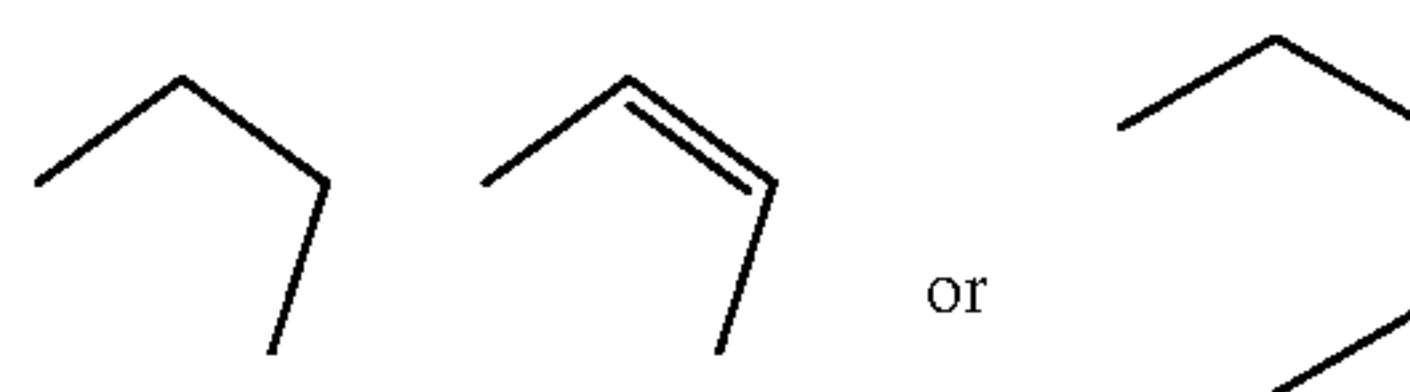
Acidic group at R^1 , R^2 and R^5 is exemplified by carboxy, sulfonic acid group, phosphonic acid group and the like. Examples of alkoxy-carbonyl at R^1 , R^{1c} , R^2 , R^{2b} , R^{2c} , R^5 and R^{5c} include methoxycarbonyl, ethoxycarbonyl, propoxycarbonyl, isopropoxycarbonyl, butoxycarbonyl,

isobutoxycarbonyl, sec-butoxycarbonyl, tert-butoxycarbonyl and the like.

Alkyl to be substituted at R^1 , R^2 , R^{2a} , R^{2b} and R^5 may be linear or branched and preferably has 1 to 8 carbon atoms. Examples thereof include methyl, ethyl, propyl, butyl, pentyl, hexyl, 1,1-dimethylethyl, 2,2-dimethylpropyl and the like. Examples of substituted alkyl include hydroxymethyl, hydroxyethyl, carboxymethyl, carboxyethyl, carboxypropyl, ethoxycarbonylmethyl, dimethylaminomethyl, dimethylaminoethyl, sulfomethyl, phosphonomethyl and the like.

Alkenyl to be substituted at R^1 , R^2 and R^5 may be linear or branched and preferably has 2 to 8 carbon atoms. Examples thereof include vinyl, propenyl, isopropenyl, butenyl, pentenyl, hexenyl, heptenyl, octenyl, 3,3-dimethyl-2-propenyl and the like. Examples of substituted alkenyl include carboxyvinyl, carboxypropenyl, hydroxypropenyl and the like.

Z is preferably



In the compounds of the present invention, (1) when one of R^1 , R^2 and R^5 is alkyl or alkenyl substituted by hydroxy, acidic group, alkoxy-carbonyl or a group of the formula $—NR^9R^{10}$ wherein R^9 and R^{10} are each independently hydrogen atom or lower alkyl, and the other two are independently hydrogen atom, lower alkyl or lower alkoxy, the compound may be (a) indoline or indole derivative, or (b) tetrahydroquinoline derivative.

(a) When the compound of the present invention is indoline or indole derivative, preferable compound is that of the above-mentioned formula (I) wherein one of R^1 , R^2 and R^5 is alkyl substituted by hydroxy, carboxy, alkoxy-carbonyl or a group of the formula $—NR^9R^{10}$ wherein R^9 and R^{10} are each independently lower alkyl, and the other two are independently hydrogen atom, lower alkyl or lower alkoxy; either R^3 or R^4 is a group of the formula $—NHCOR^7$ wherein R^7 is alkyl, alkoxyalkyl, alkylthioalkyl, cycloalkyl, cycloalkylalkyl, aryl, arylalkyl or a group of the formula $—NHR^8$ wherein R^8 is alkyl, and the other is hydrogen atom, lower alkyl or lower alkoxy; and R^6 is as defined above.

A more preferable compound is that of the above-mentioned formula (I) wherein R^1 and R^3 are each independently hydrogen atom, lower alkyl or lower alkoxy; either R^2 or R^5 is alkyl substituted by hydroxy, carboxy, alkoxy-carbonyl or a group of the formula $—NR^9R^{10}$ wherein R^9 and R^{10} are each independently lower alkyl, and the other is hydrogen atom, lower alkyl or lower alkoxy; R^4 is a group of the formula $—NHCOR^7$ wherein R^7 is alkyl, alkoxyalkyl, alkylthioalkyl, cycloalkyl, cycloalkylalkyl, aryl, arylalkyl or a group of the formula $—NHR^8$ wherein R^8 is alkyl; and R^6 is as defined above.

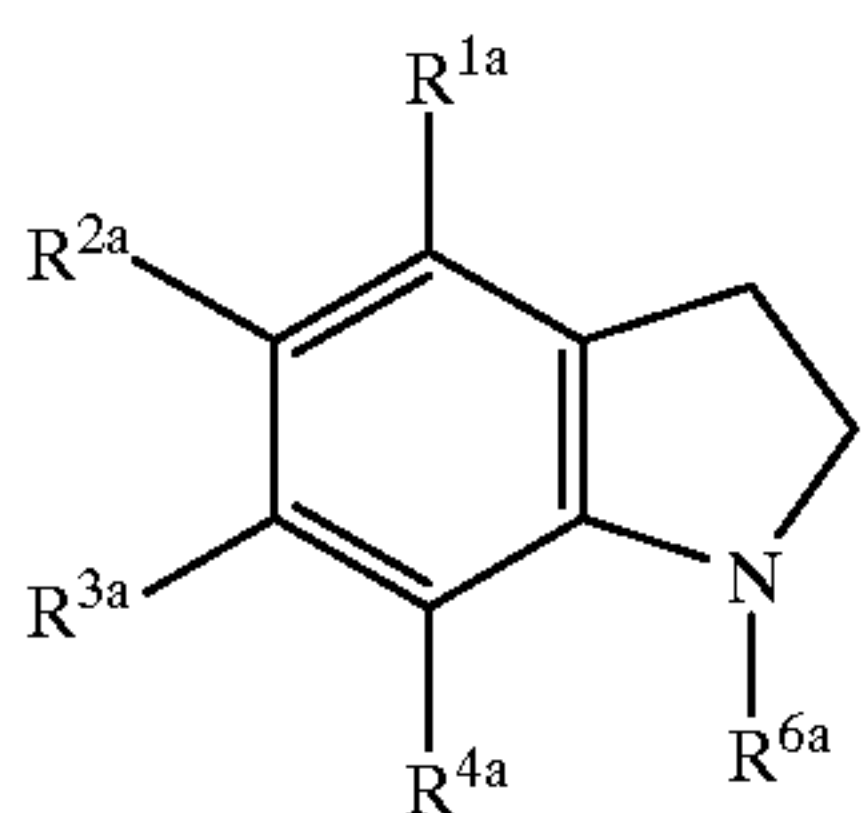
A still more preferable compound is that of the above-mentioned formula (I) wherein R^1 and R^3 are each independently hydrogen atom, lower alkyl or lower alkoxy; either R^2 or R^5 is alkyl substituted by hydroxy, carboxy, alkoxy-carbonyl or a group of the formula $—NR^9R^{10}$ wherein R^9 and R^{10} are each independently lower alkyl, and the other is hydrogen atom; R^4 is a group of the formula $—NHCOR^7$ wherein R^7 is alkyl, alkoxyalkyl, alkylthioalkyl, cycloalkyl, cycloalkylalkyl, aryl, arylalkyl or a group of the formula $—NHR^8$ wherein R^8 is alkyl; and R^6 is as defined above.

5

A still more preferable compound is that of the above-mentioned formula (I) wherein R^1 and R^3 are each independently hydrogen atom or lower alkyl; either R^2 or R^5 is alkyl substituted by hydroxy, carboxy, alkoxy-carbonyl or a group of the formula $—NR^9R^{10}$ wherein R^9 and R^{10} are each independently lower alkyl, and the other is hydrogen atom; R^4 is a group of the formula $—NHCOR^7$ wherein R^7 is alkyl, cycloalkyl or cycloalkylalkyl; and R^6 is alkyl, cycloalkyl or cycloalkylalkyl.

A still more preferable compound is that of the above-mentioned formula (I) wherein R^1 and R^3 are each independently hydrogen atom or lower alkyl; R^2 is alkyl substituted by hydroxy, carboxy, alkoxy-carbonyl or a group of the formula $—NR^9R^{10}$ wherein R^9 and R^{10} are each independently lower alkyl, and R^5 is hydrogen atom; R^4 is a group of the formula $—NHCOR^7$ wherein R^7 is alkyl, cycloalkyl or cycloalkylalkyl; and R^6 is alkyl, cycloalkyl or cycloalkylalkyl.

A still more preferable compound is that of the following formula (IIa):



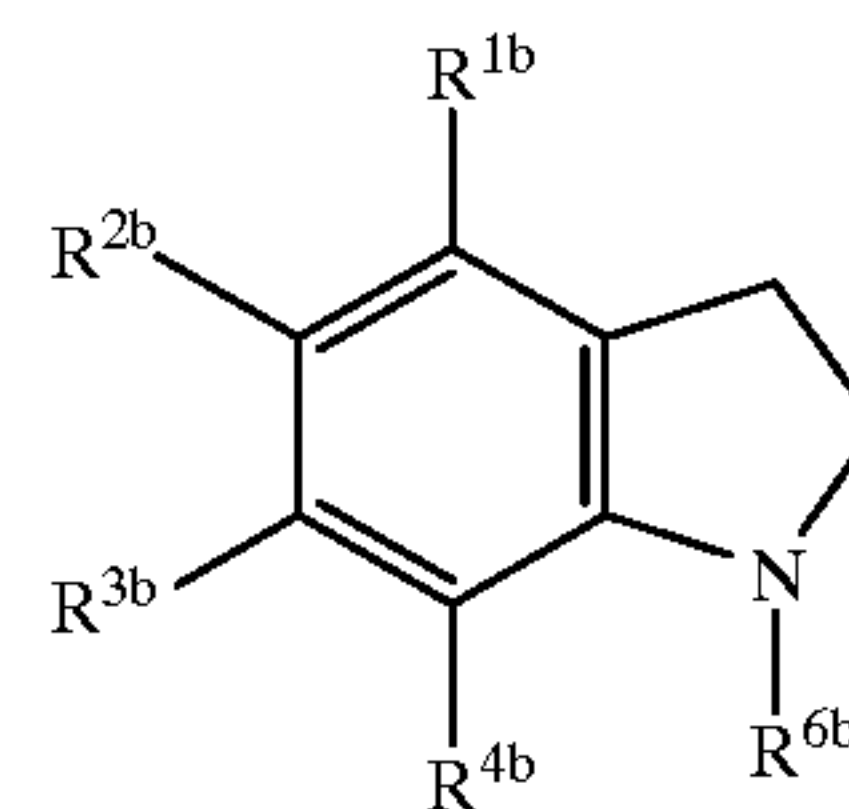
wherein R^{1a} is hydrogen atom or lower alkyl; R^{3a} is lower alkyl; R^{2a} is alkyl substituted by hydroxy or carboxy; R^{4a} is a group of the formula $—NHCOR^{7a}$ wherein R^{7a} is alkyl, cycloalkyl or cycloalkylalkyl; and R^{6a} is alkyl, cycloalkyl or cycloalkylalkyl.

A still more preferable compound is that of the above formula (IIa) wherein R^{1a} is hydrogen atom or lower alkyl; R^{3a} is lower alkyl; R^{2a} is alkyl substituted by hydroxy or carboxy; R^{4a} is a group of the formula $—NHCOR^{7a}$ wherein R^{7a} is alkyl; and R^{6a} is alkyl.

Examples of the most preferable compound include N-(1-hexyl-5-carboxymethyl-4,6-dimethylindolin-7-yl)-2,2-dimethylpropanamide, N-(1-heptyl-5-carboxymethyl-4,6-dimethylindolin-7-yl)-2,2-dimethylpropanamide, N-(1-octyl-5-carboxymethyl-4,6-dimethylindolin-7-yl)-2,2-dimethylpropanamide, N-(1-nonyl-5-carboxymethyl-4,6-dimethylindolin-7-yl)-2,2-dimethylpropanamide, N-(1-decyl-5-carboxymethyl-4,6-dimethylindolin-7-yl)-2,2-dimethylpropanamide, N-(1-undecyl-5-carboxymethyl-4,6-dimethylindolin-7-yl)-2,2-dimethylpropanamide, N-(1-dodecyl-5-carboxymethyl-4,6-dimethylindolin-7-yl)-2,2-dimethylpropanamide, N-(1-hexyl-5-hydroxymethyl-6-methylindolin-7-yl)-2,2-dimethylpropanamide, N-(1-hexyl-5-hydroxymethyl-4,6-dimethylindolin-7-yl)-2,2-dimethylpropanamide, N-(1-heptyl-5-hydroxymethyl-6-methylindolin-7-yl)-2,2-dimethylpropanamide, N-(1-heptyl-5-hydroxymethyl-4,6-dimethylindolin-7-yl)-2,2-dimethylpropanamide, N-(1-octyl-5-hydroxymethyl-6-methylindolin-7-yl)-2,2-dimethylpropanamide, N-(1-octyl-5-hydroxymethyl-4,6-dimethylindolin-7-yl)-2,2-dimethylpropanamide and the like, and pharmaceutically acceptable salts thereof.

(b) When the compound of the present invention is a tetrahydroquinoline derivative, a compound of the following (IIb) is preferable.

6



(IIb)

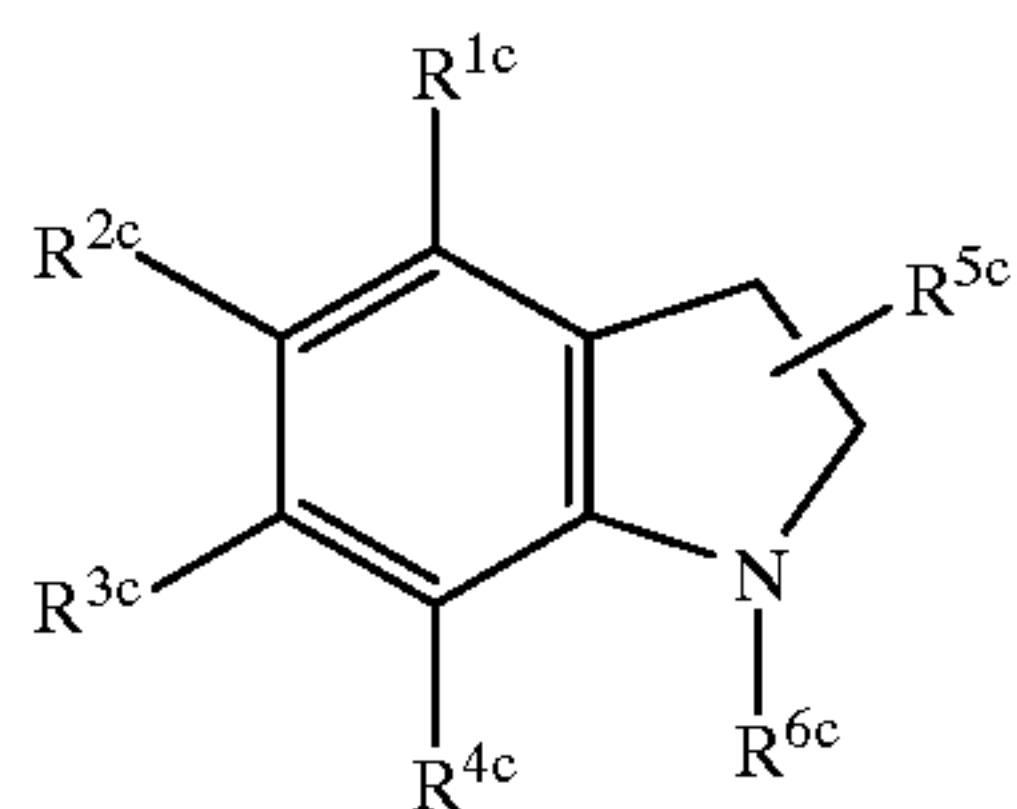
wherein R^{1b} and R^{3b} are each independently hydrogen atom, lower alkyl or lower alkoxy; R^{2b} is alkyl substituted by hydroxy, carboxy or alkoxy-carbonyl; R^{4b} is a group of the formula $—NHCOR^{7b}$ wherein R^{7b} is alkyl, alkoxyalkyl, alkylthioalkyl, cycloalkyl, cycloalkylalkyl, aryl, arylalkyl or a group of the formula $—NHR^{8b}$ wherein R^{8b} is alkyl, cycloalkyl, cycloalkylalkyl, aryl or arylalkyl; and R^{6b} is alkyl, alkenyl, alkoxyalkyl, alkylthioalkyl, cycloalkyl, cycloalkylalkyl or arylalkyl.

A still more preferable compound is that of the formula (IIb) wherein R^{1b} and R^{3b} are each independently lower alkyl or lower alkoxy; R^{2b} is alkyl substituted by hydroxy, carboxy or alkoxy-carbonyl; R^{4b} is a group of the formula $—NHCOR^{7b}$ wherein R^{7b} is alkyl, cycloalkylalkyl, arylalkyl or a group of the formula $—NHR^{8b}$ wherein R^{8b} is alkyl; and R^{6b} is alkyl, alkoxyalkyl, alkylthioalkyl or cycloalkylalkyl.

A still more preferable compound is that of the formula (IIb) wherein R^{1b} and R^{3b} are each independently lower alkyl; R^{2b} is alkyl substituted by hydroxy or carboxy; R^{4b} is a group of the formula $—NHCOR^{7b}$ wherein R^{7b} is alkyl; and R^{6b} is alkyl.

Examples of the most preferable compound include N-(1-hexyl-6-carboxymethyl-5,7-dimethyl-1,2,3,4-tetrahydroquinolin-8-yl)-2,2-dimethylpropanamide, N-(1-heptyl-6-carboxymethyl-5,7-dimethyl-1,2,3,4-tetrahydroquinolin-8-yl)-2,2-dimethylpropanamide, N-(1-octyl-6-carboxymethyl-5,7-dimethyl-1,2,3,4-tetrahydroquinolin-8-yl)-2,2-dimethylpropanamide, N-(1-nonyl-6-carboxymethyl-5,7-dimethyl-1,2,3,4-tetrahydroquinolin-8-yl)-2,2-dimethylpropanamide, N-(1-decyl-6-carboxymethyl-5,7-dimethyl-1,2,3,4-tetrahydroquinolin-8-yl)-2,2-dimethylpropanamide, N-(1-hexyl-6-hydroxymethyl-5,7-dimethyl-1,2,3,4-tetrahydroquinolin-8-yl)-2,2-dimethylpropanamide, N-(1-heptyl-6-hydroxymethyl-5,7-dimethyl-1,2,3,4-tetrahydroquinolin-8-yl)-2,2-dimethylpropanamide, N-(1-octyl-6-hydroxymethyl-5,7-dimethyl-1,2,3,4-tetrahydroquinolin-8-yl)-2,2-dimethylpropanamide, N-(1-nonyl-6-hydroxymethyl-5,7-dimethyl-1,2,3,4-tetrahydroquinolin-8-yl)-2,2-dimethylpropanamide, N-(1-decyl-6-hydroxymethyl-5,7-dimethyl-1,2,3,4-tetrahydroquinolin-8-yl)-2,2-dimethylpropanamide and the like, and pharmaceutically acceptable salts thereof.

(2) When the compound of the present invention is that wherein one of R^1 , R^2 and R^5 is hydroxy, carboxy, alkoxy-carbonyl or a group of the formula $—NR^9R^{10}$ wherein R^9 and R^{10} are each independently hydrogen atom or lower alkyl, and the other two are independently hydrogen atom, lower alkyl or lower alkoxy, the compound of the following formula (IIc) is preferable.



wherein one of R^{1c} , R^{2c} and R^{5c} is hydroxy, carboxy, alkoxycarbonyl or a group of the formula $-NR^{9c}R^{10c}$ wherein R^{9c} and R^{10c} are each independently hydrogen atom or lower alkyl, and the other two are each independently hydrogen atom, lower alkyl or lower alkoxy; either R^{3c} or R^{4c} is a group of the formula $-NHCOR^{7c}$ wherein R^{7c} is alkyl, alkoxyalkyl, alkylthioalkyl, cycloalkyl, cycloalkylalkyl, aryl, arylalkyl or a group of the formula $-NHR^{8c}$ wherein R^{8c} is alkyl, cycloalkyl, cycloalkylalkyl, aryl or arylalkyl, and the other is hydrogen atom, lower alkyl or lower alkoxy; and R^c is alkyl, alkenyl, alkoxyalkyl, alkylthioalkyl, cycloalkyl, cycloalkylalkyl or arylalkyl.

More preferable compound is a compound of the above formula (IIc) wherein R^{1c} and R^{3c} are each independently hydrogen atom, lower alkyl or lower alkoxy; R^{2c} is carboxy; R^{4c} is a group of the formula $-NHCOR^{7c}$ wherein R^{7c} is alkyl, cycloalkyl or cycloalkylalkyl; R^{5c} is hydrogen atom; and R^{6c} is alkyl, cycloalkyl or cycloalkylalkyl.

A still more preferable compound is a compound of the above formula (IIc) wherein R^{1c} is hydrogen atom or lower alkyl; R^{3c} is lower alkyl; R^{2c} is carboxy; R^{4c} is a group of the formula $-NHCOR^{7c}$ wherein R^{7c} is alkyl; R^{5c} is hydrogen atom; and R^{6c} is alkyl.

Examples of the most preferable compound include N-(1-hexyl-5-carboxy-6-methylindolin-7-yl)-2,2-dimethylpropanamide, N-(1-octyl-5-carboxy-6-methylindolin-7-yl)-2,2-dimethylpropanamide, N-(1-decyl-5-carboxy-6-methylindolin-7-yl)-2,2-dimethylpropanamide, N-(1-hexyl-5-carboxy-4,6-dimethylindolin-7-yl)-2,2-dimethylpropanamide, N-(1-octyl-5-carboxy-4,6-dimethylindolin-7-yl)-2,2-dimethylpropanamide, N-(1-decyl-5-carboxy-4,6-dimethylindolin-7-yl)-2,2-dimethylpropanamide and the like, and pharmaceutically acceptable salts thereof.

The compound (I) may form pharmaceutically acceptable salts. When compound (I) has a basic group, it can form acid addition salts. The acid to form such acid addition salts is subject to no particular limitation as long as it can form a salt with a basic moiety and is a pharmaceutically acceptable acid. Examples of such acid include inorganic acids such as hydrochloric acid, sulfuric acid, phosphoric acid, nitric acid and the like, and organic acids such as oxalic acid, fumaric acid, maleic acid, citric acid, tartaric acid, methanesulfonic acid, toluenesulfonic acid and the like.

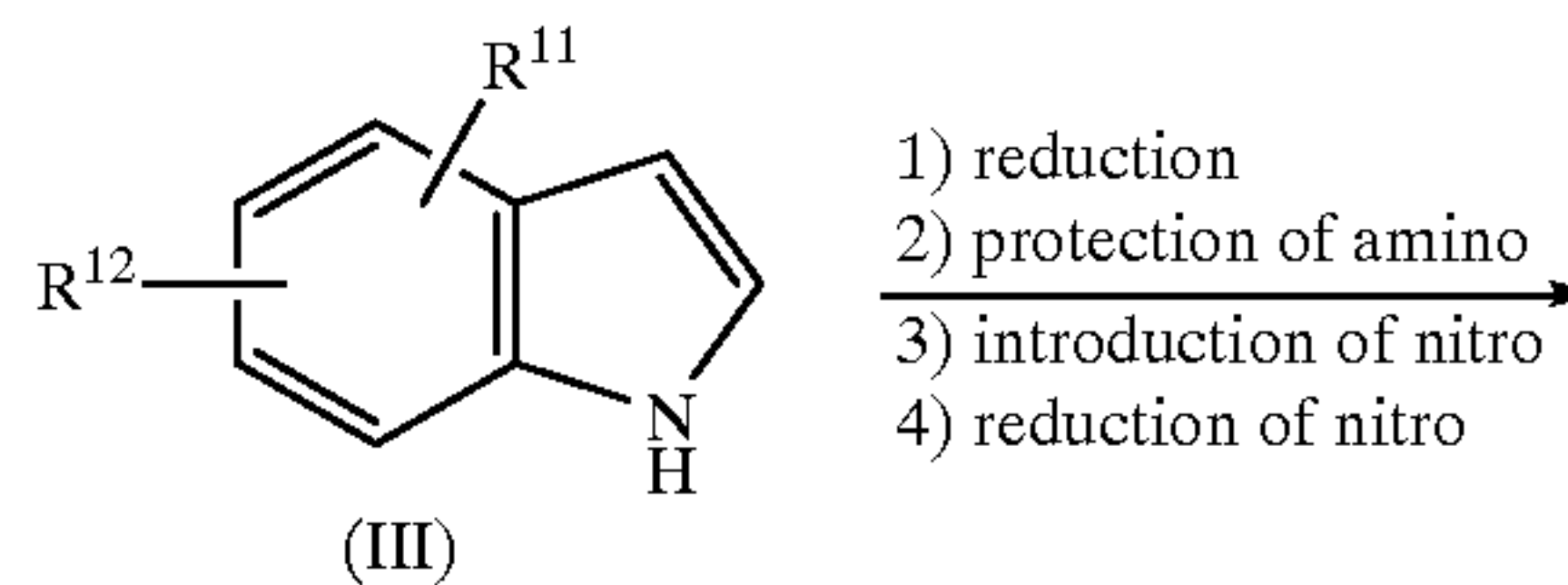
When compound (I) has an acidic group such as carboxy, it can form, for example, alkali metal salts such as sodium salt, potassium salt and the like; alkaline earth metal salts such as calcium salt, magnesium salt and the like; and organic base salts such as triethylamine salt, dicyclohexylamine salt, pyridine salt and the like.

The compound (I) of the present invention and pharmaceutically acceptable salts thereof can be produced by any one of the following methods 1 to 7.

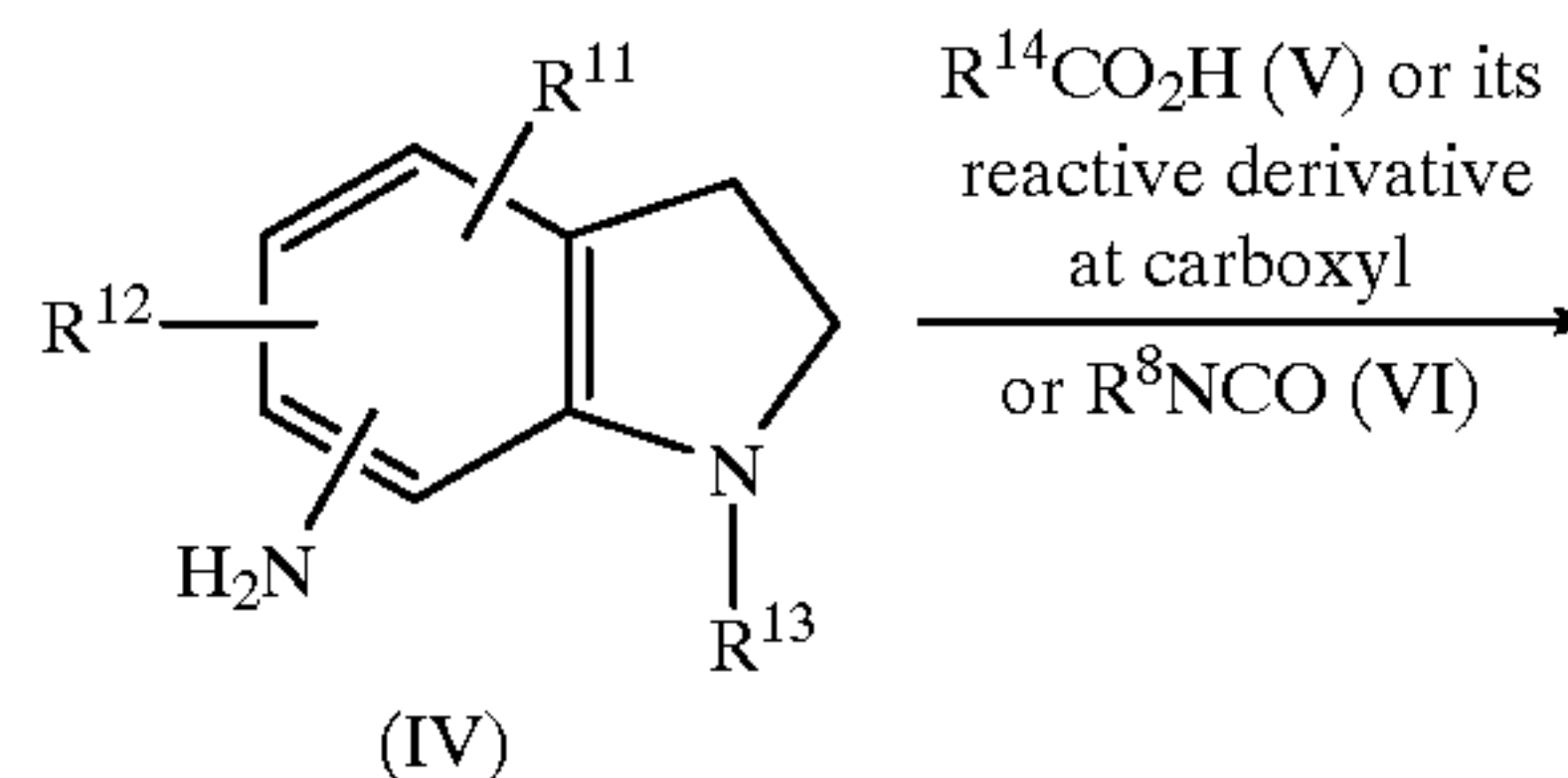
(IIc)

Production Method 1

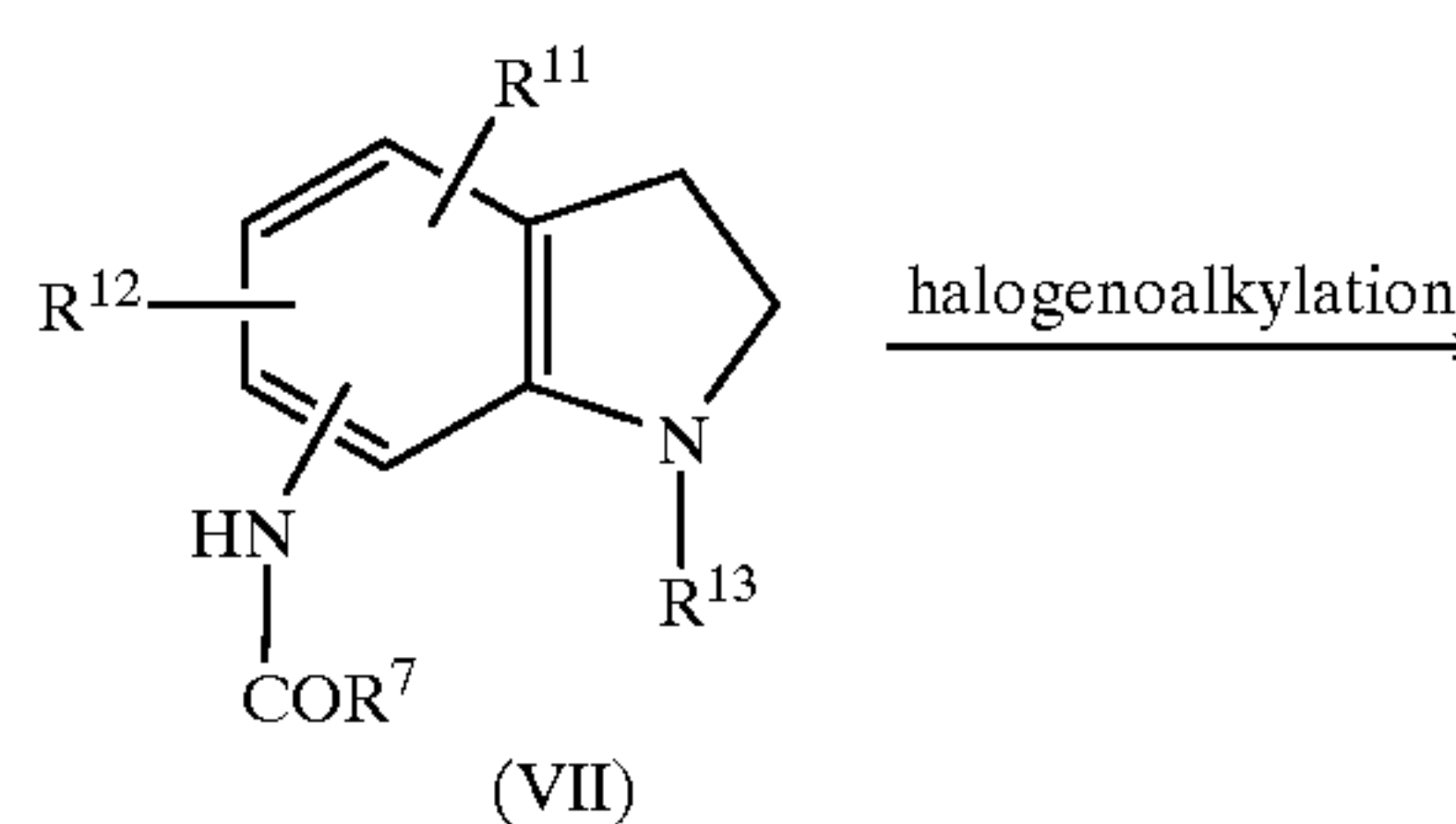
5



10

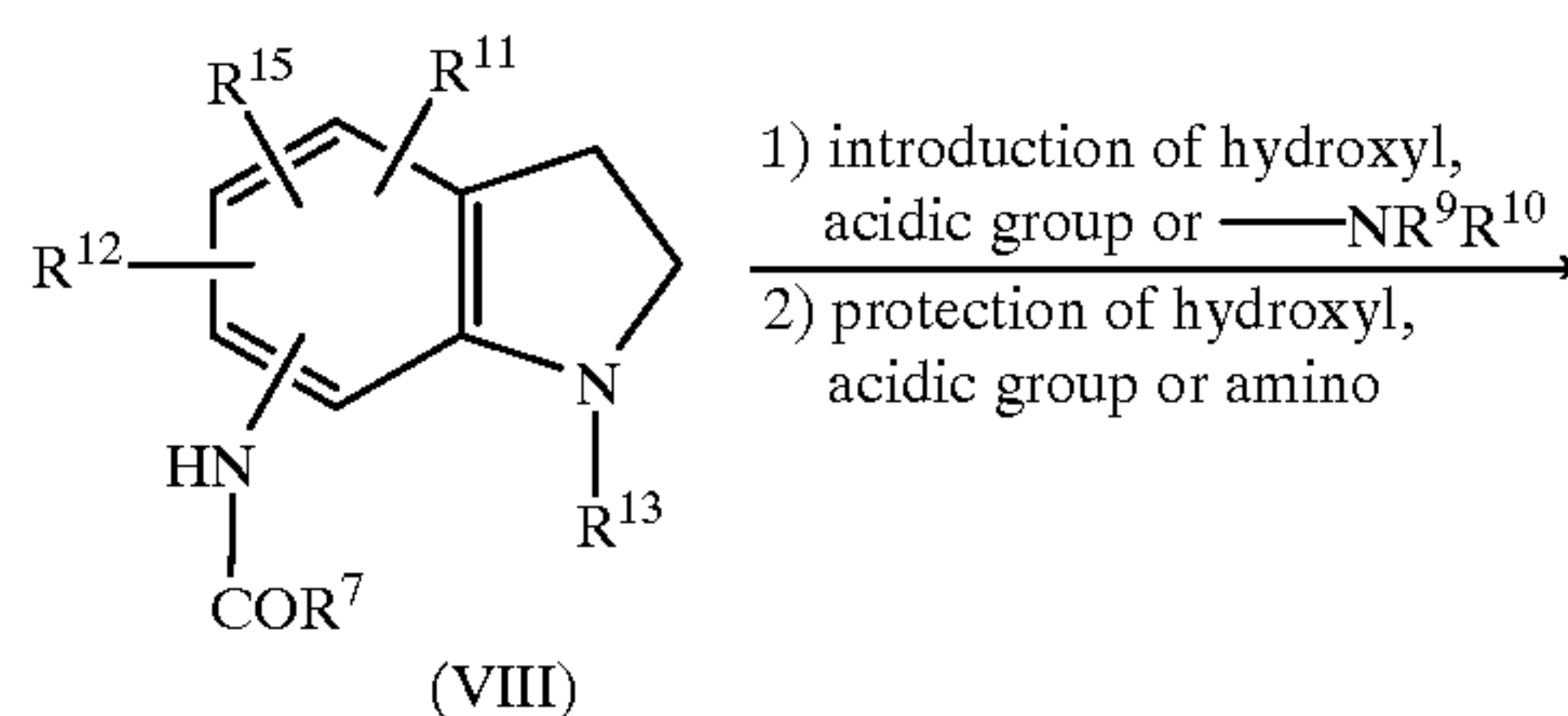


15



20

25

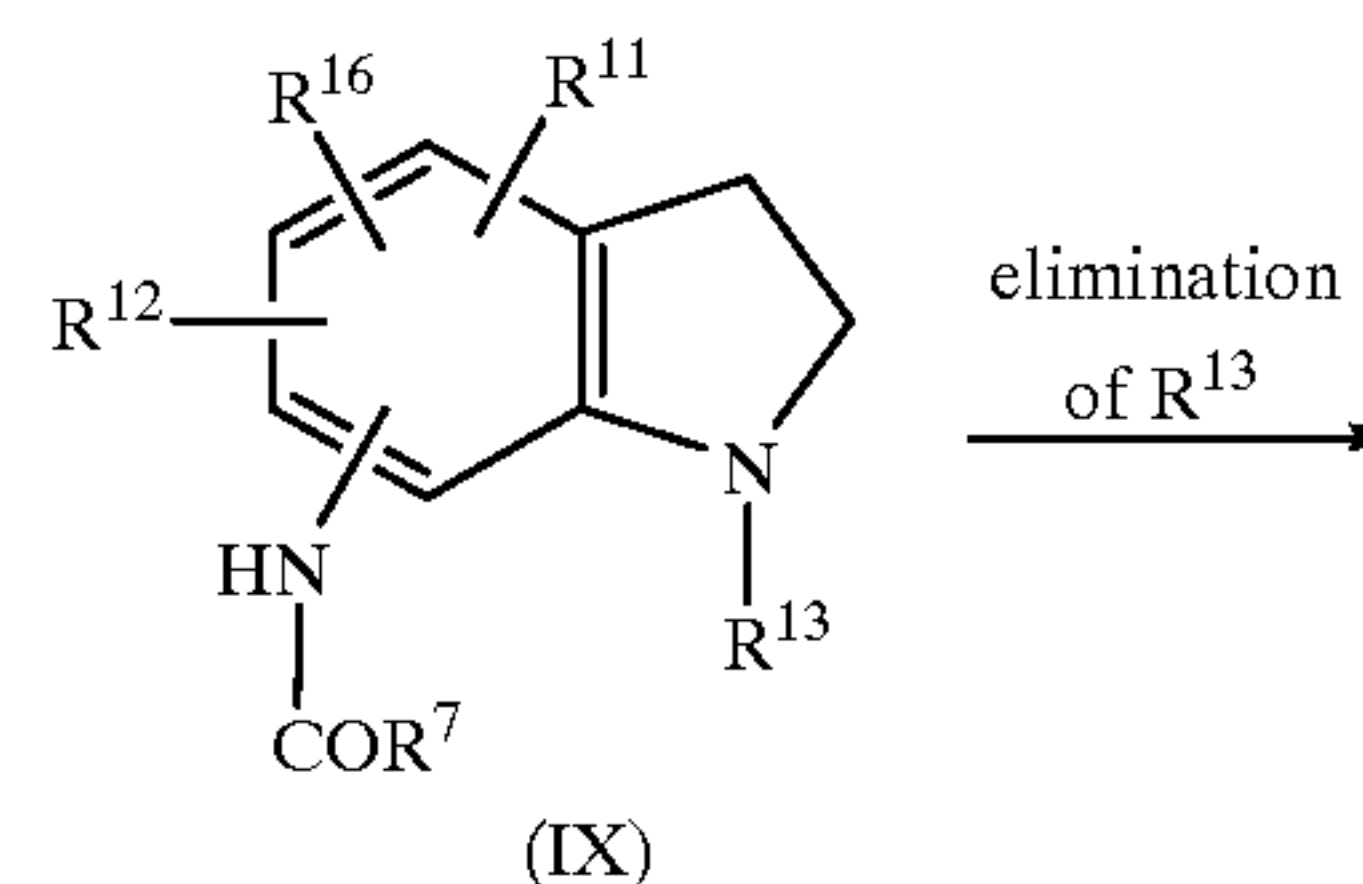


30

35

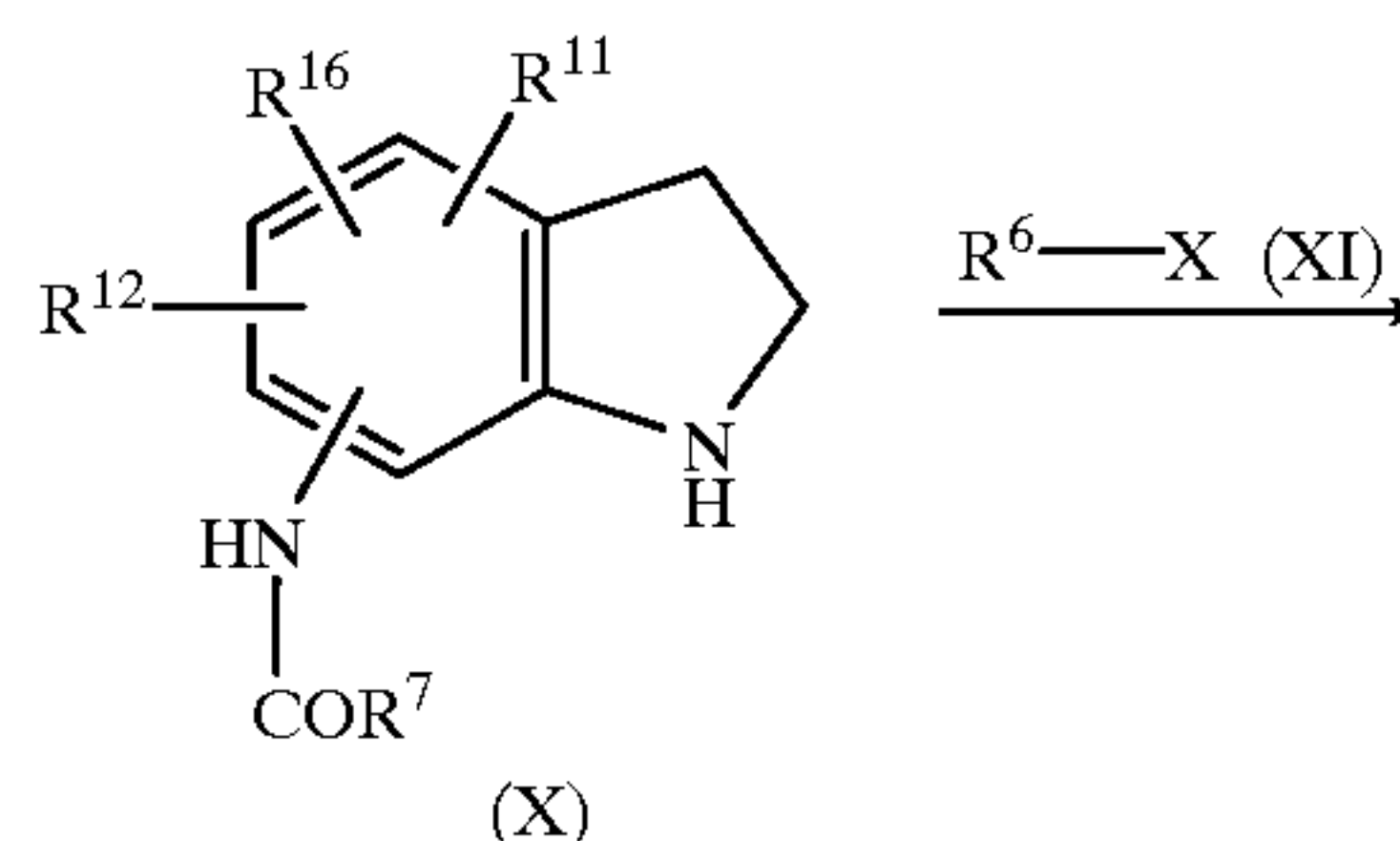
40

45

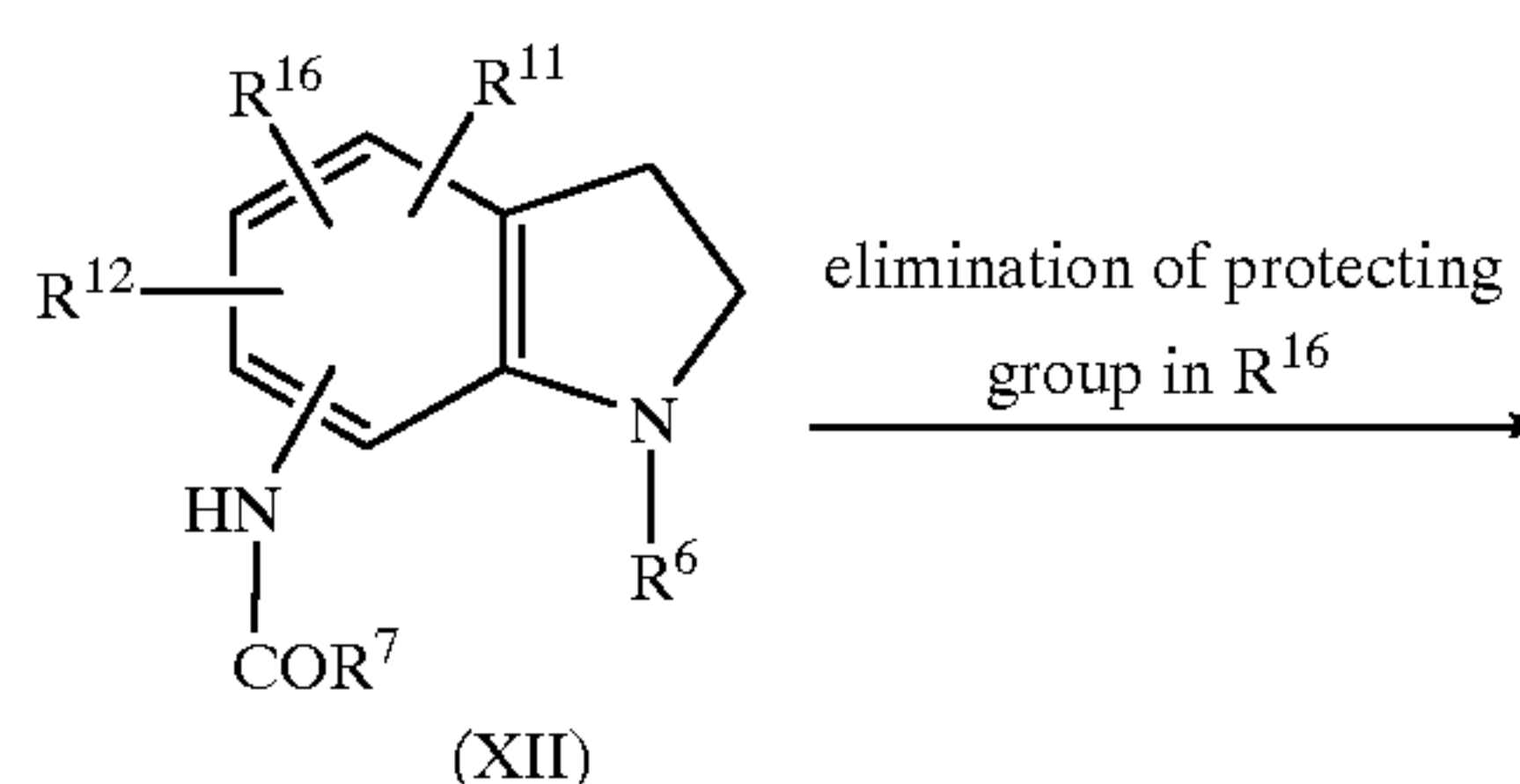


50

55



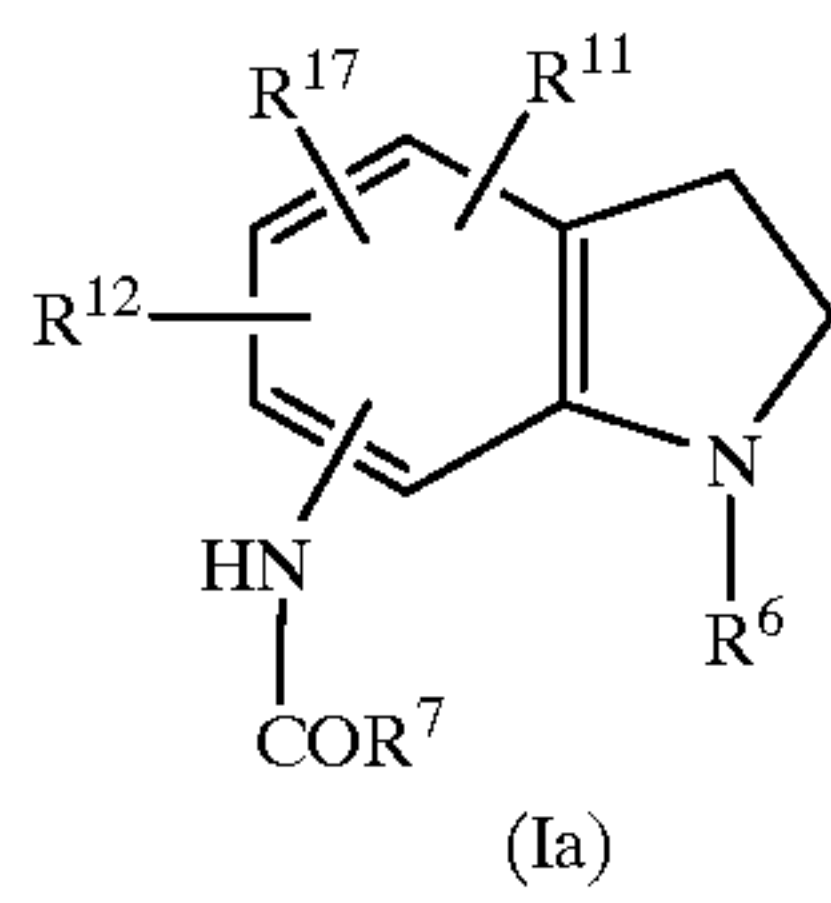
60



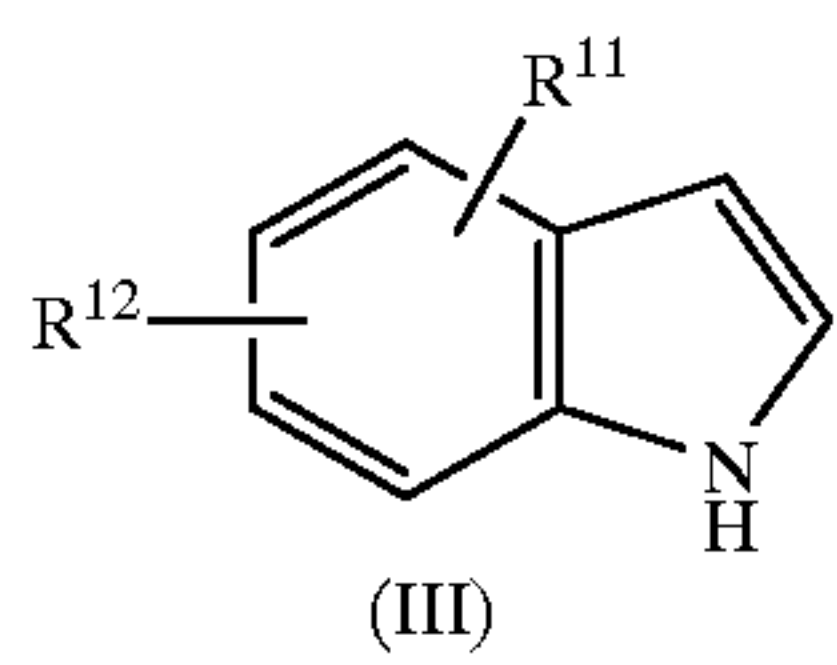
65

9

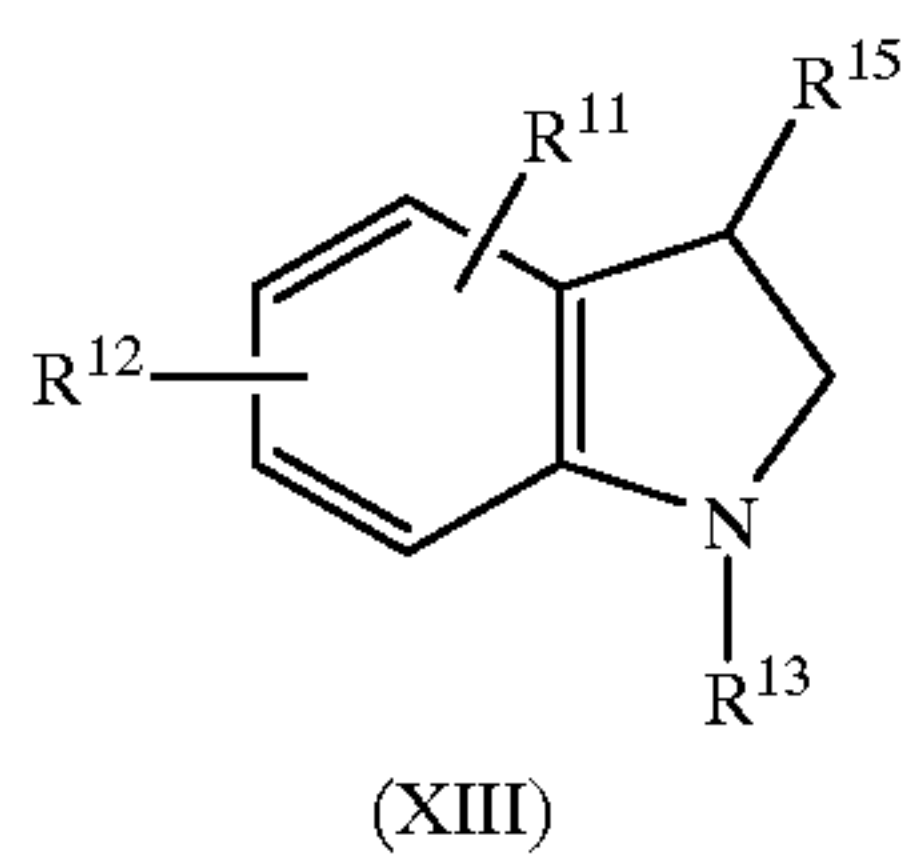
-continued



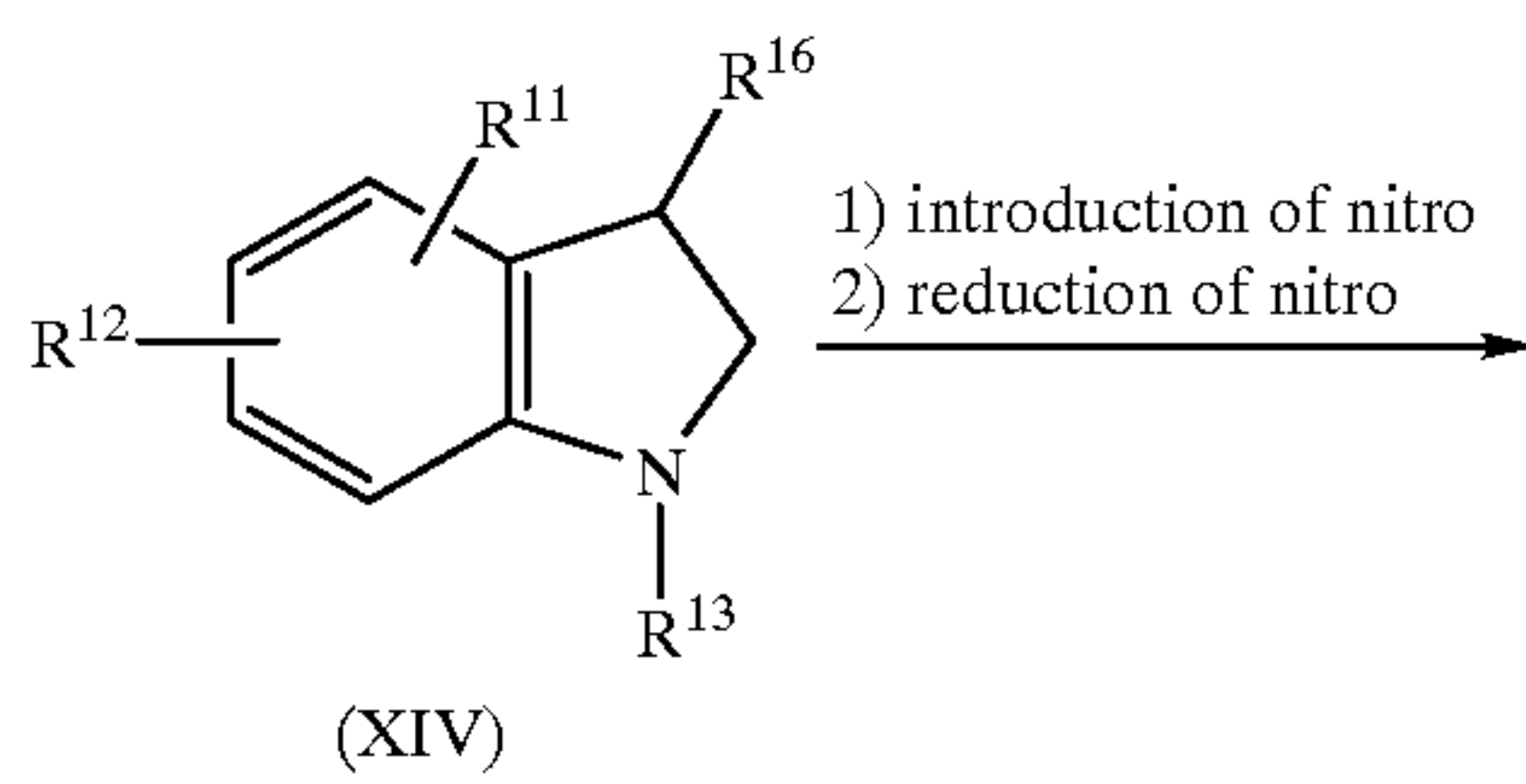
Production Method 2



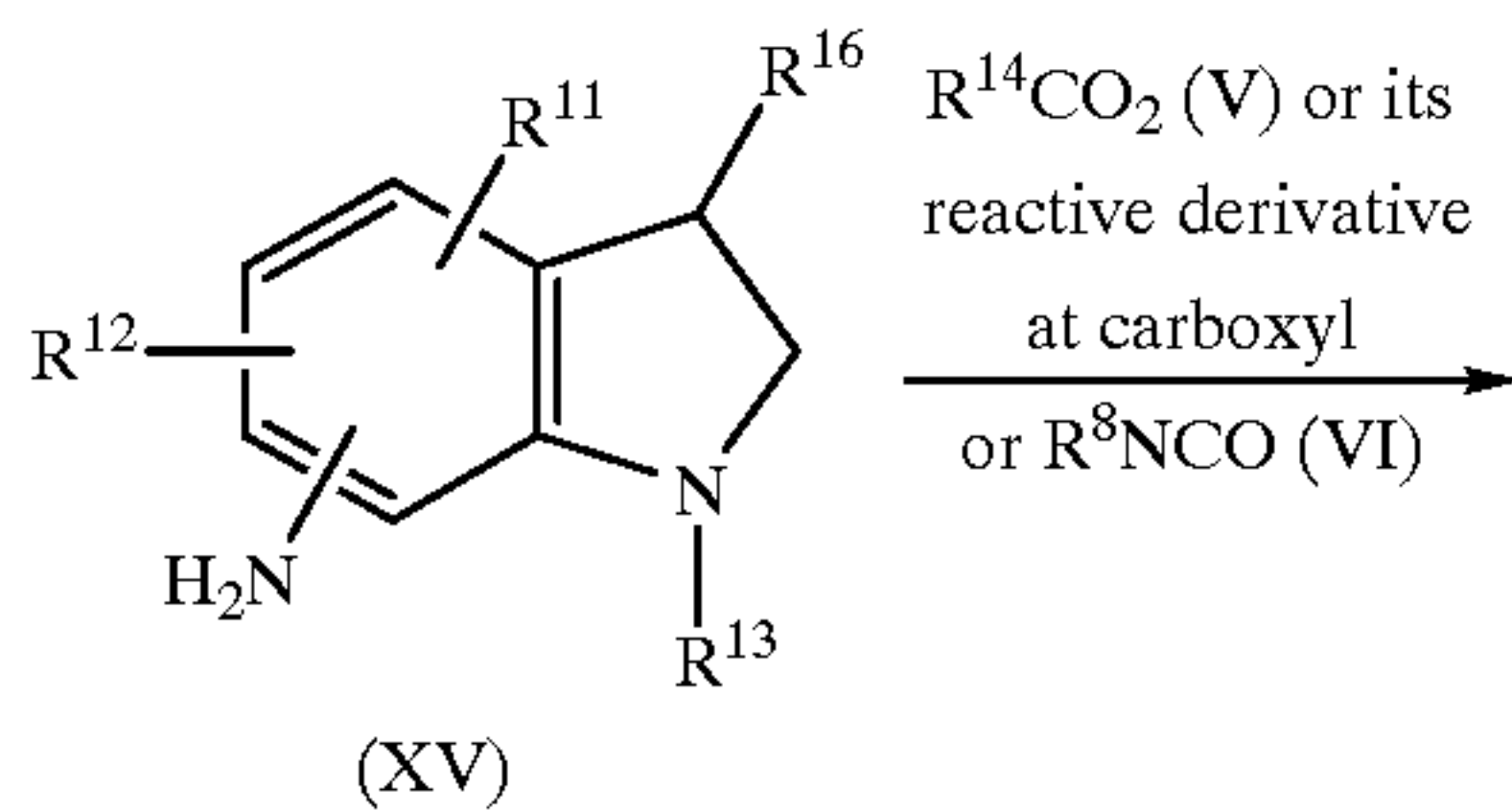
- 1) reduction
- 2) protection of amino
- 3) introduction of nitro
- 4) reduction of nitro



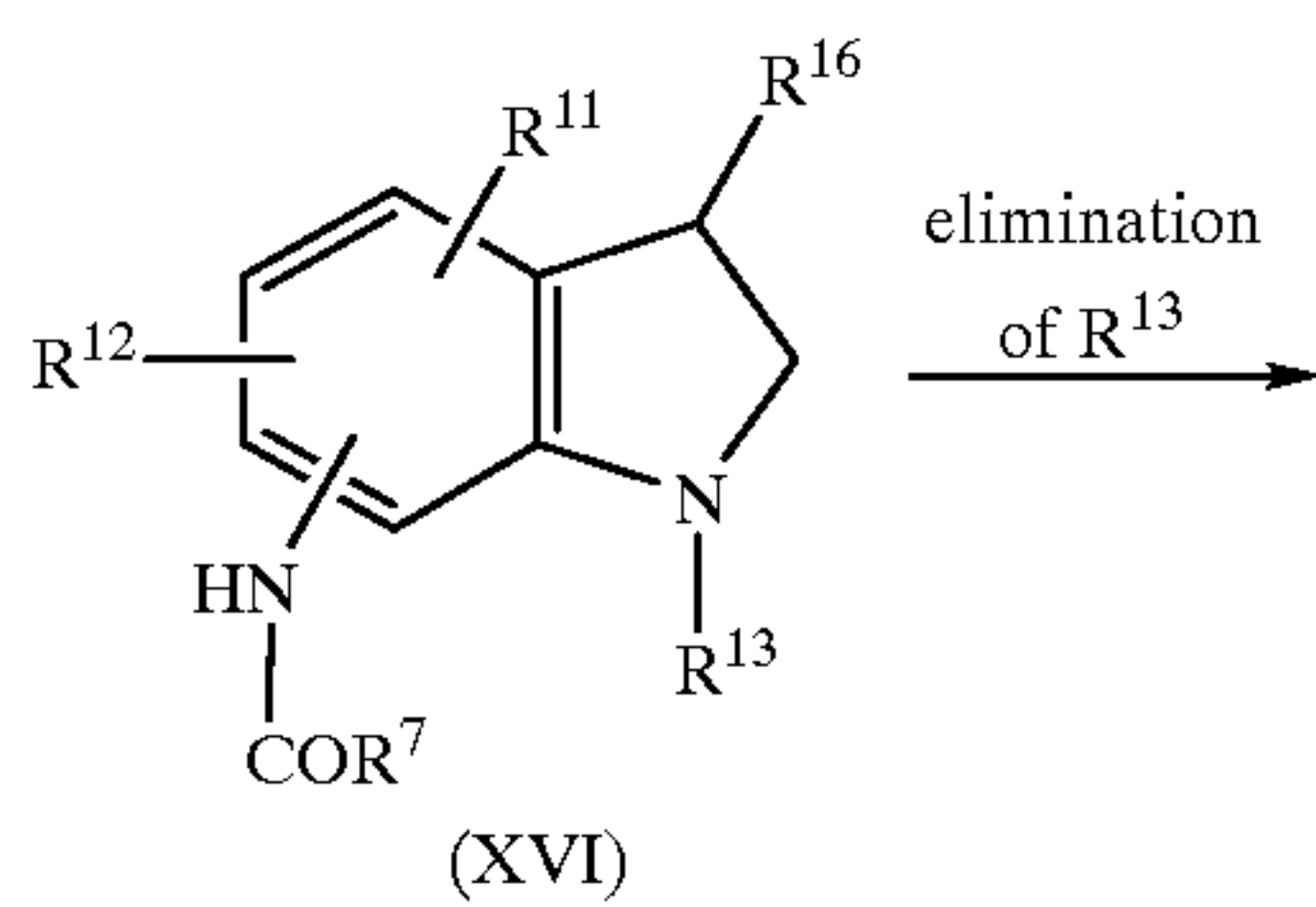
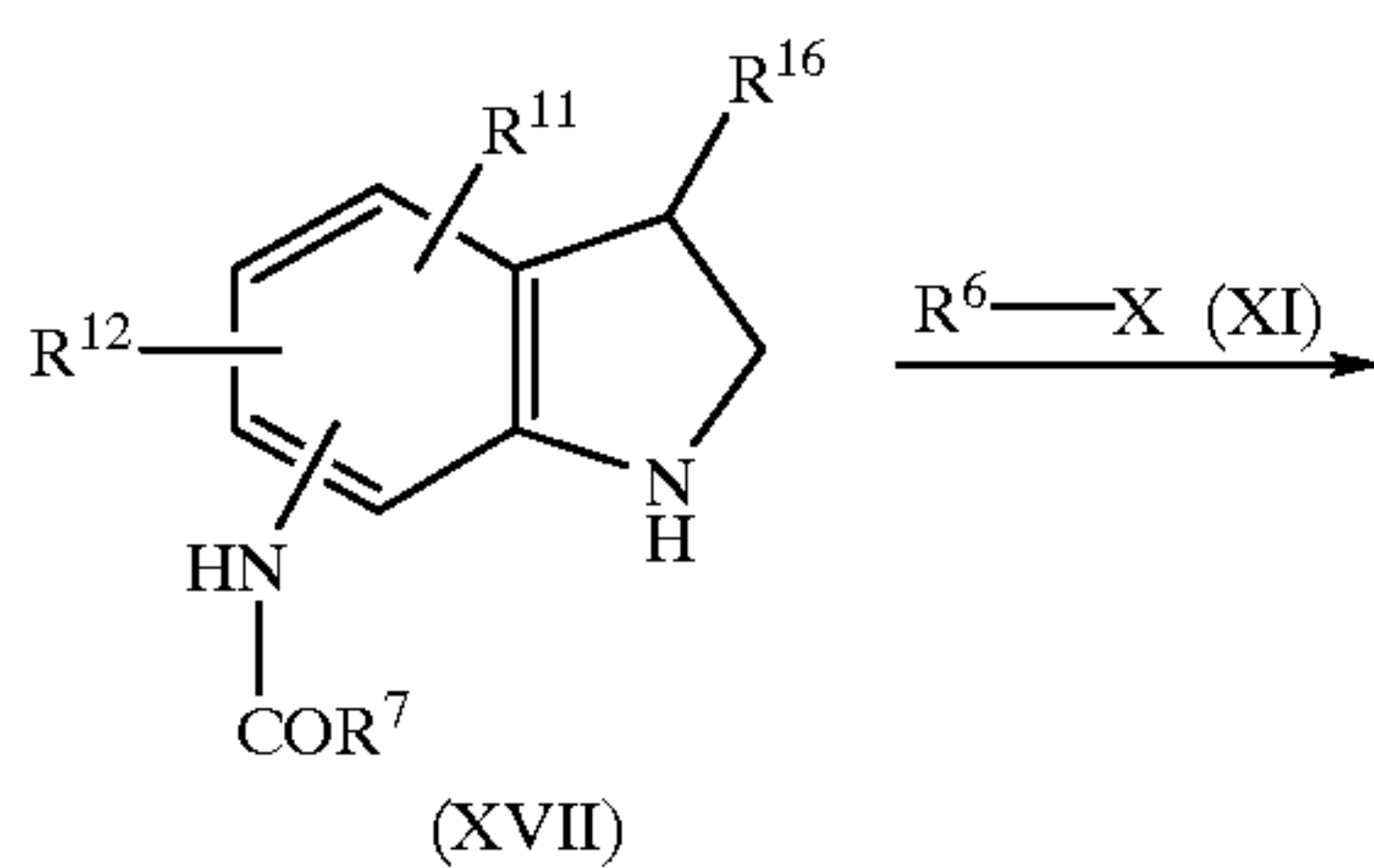
- 1) introduction of hydroxyl
acidic group or NR^9R^{10}
- 2) protection of hydroxyl,
acidic group or amino



- 1) introduction of nitro
- 2) reduction of nitro

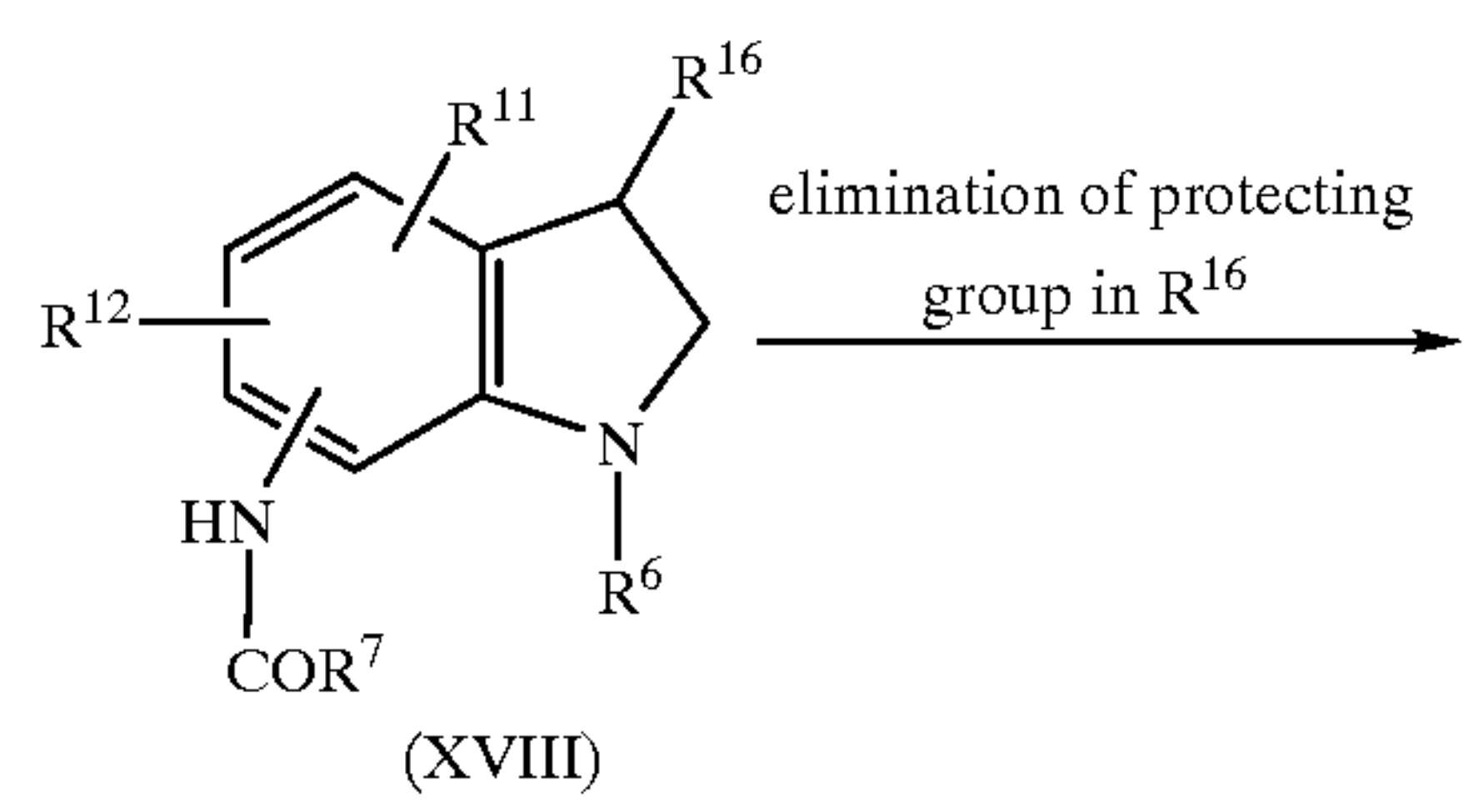
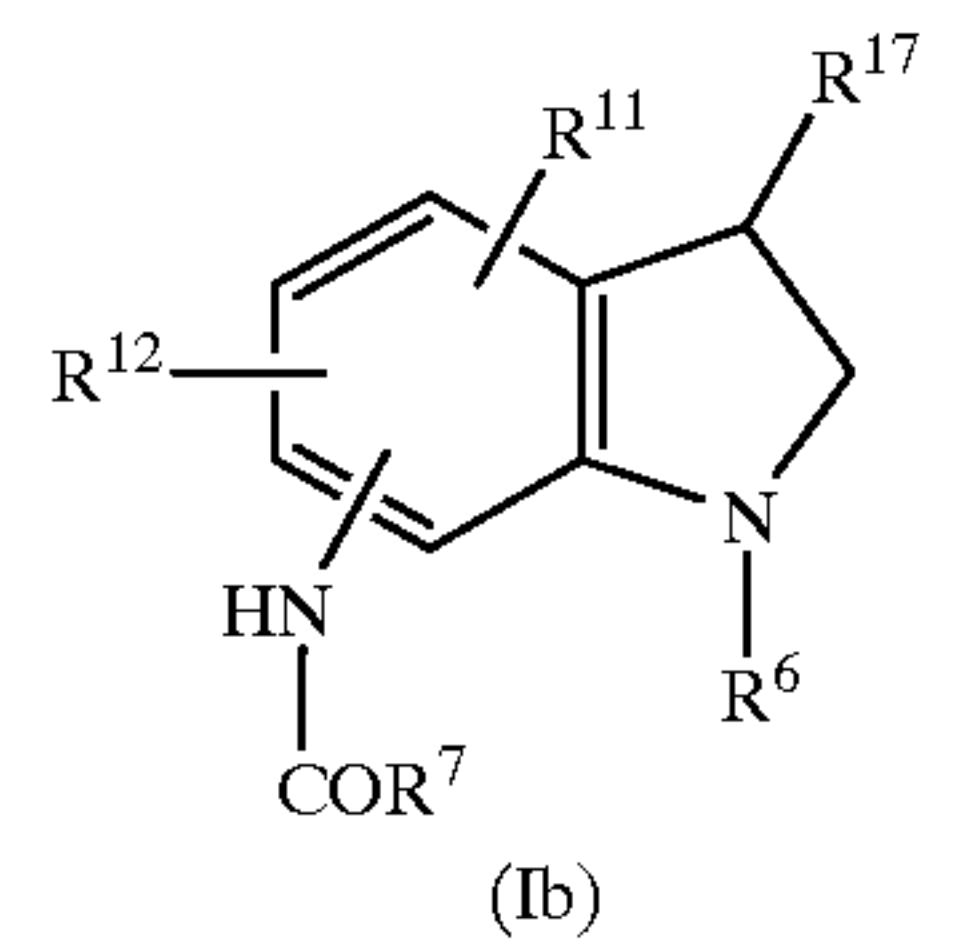


- R^{14}CO_2 (V) or its
reactive derivative
at carboxyl
or R^8NCO (VI)

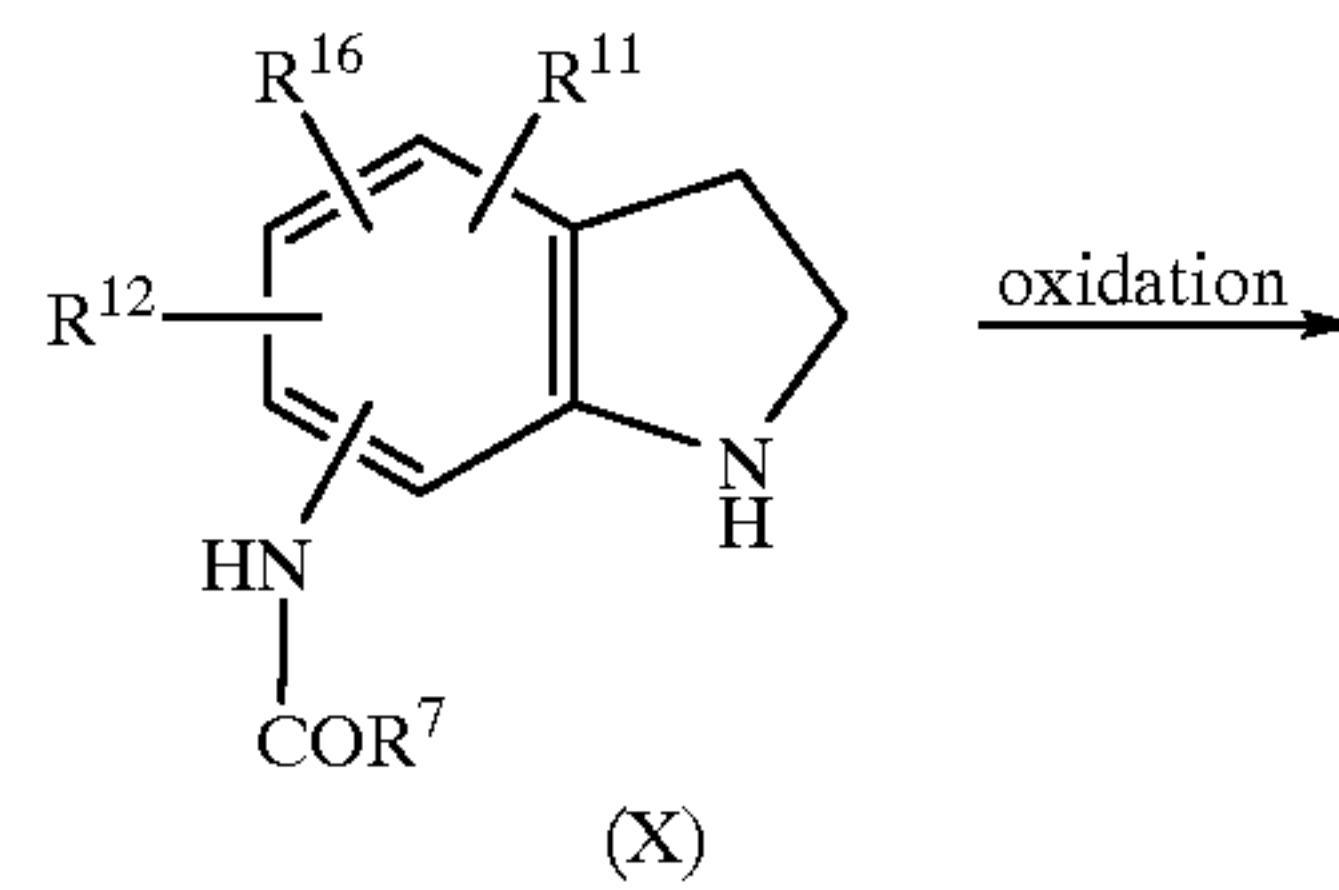
elimination
of R^{13}  $\text{R}^6\text{---X}$ (XI)

10

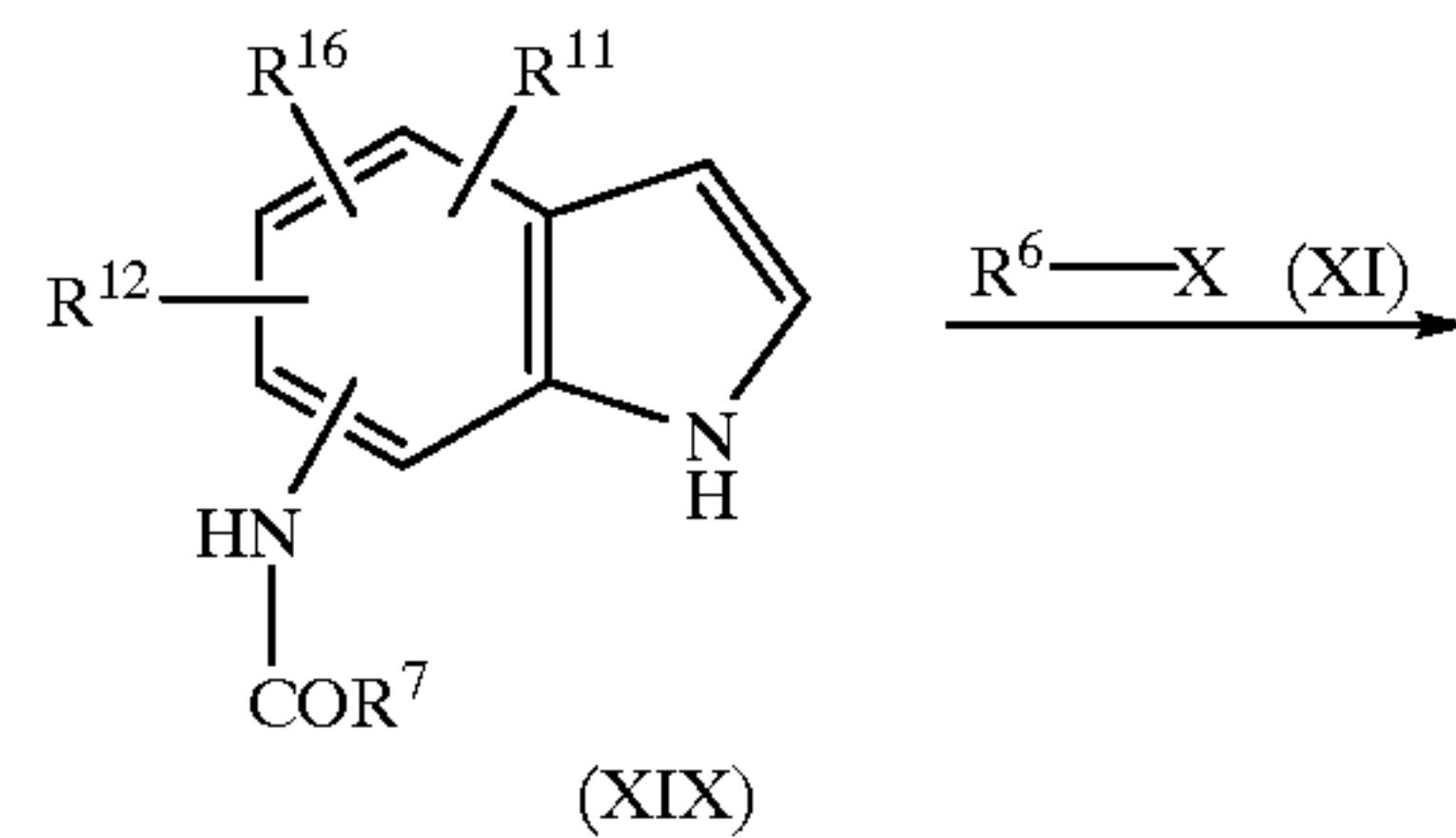
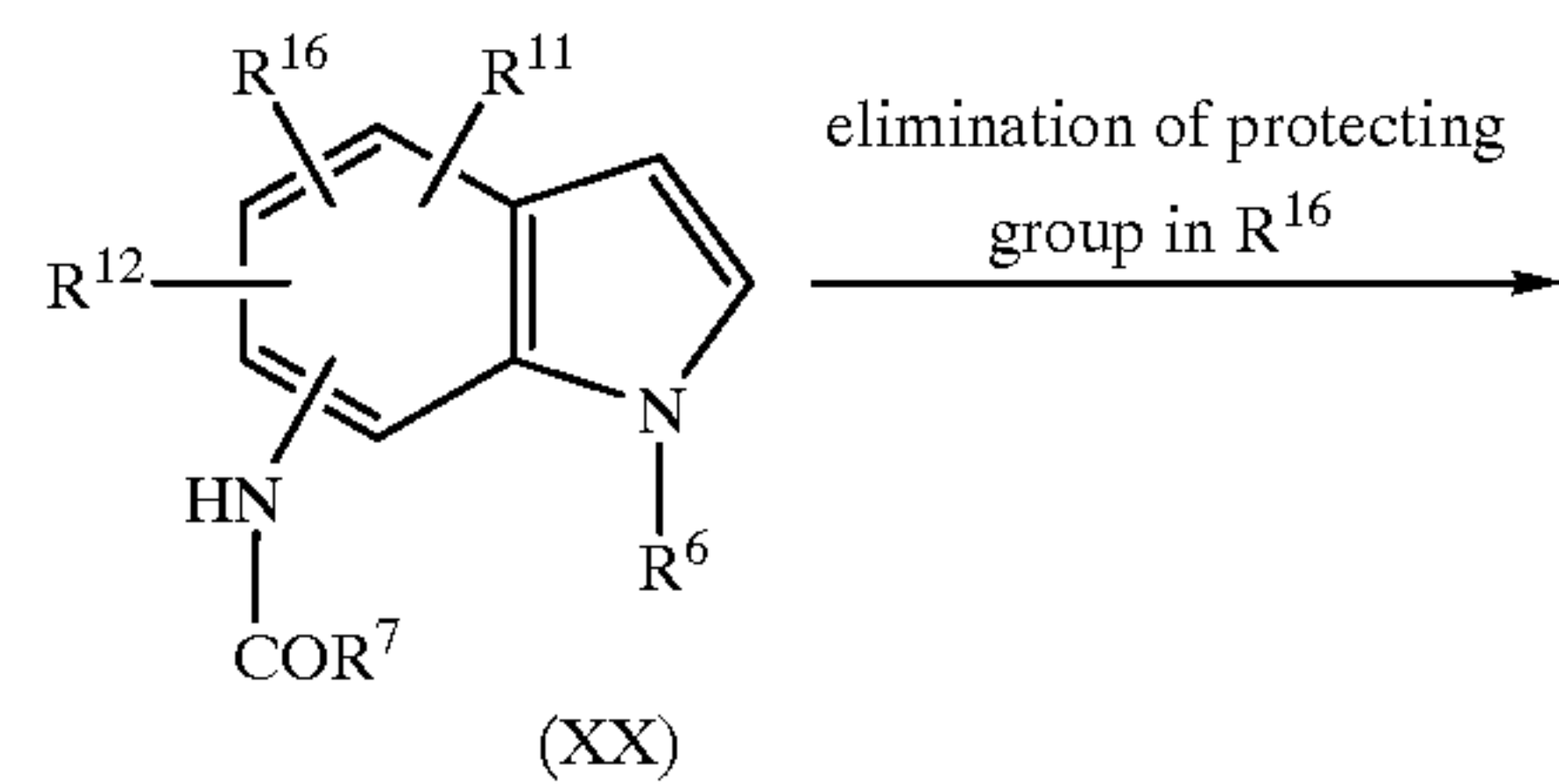
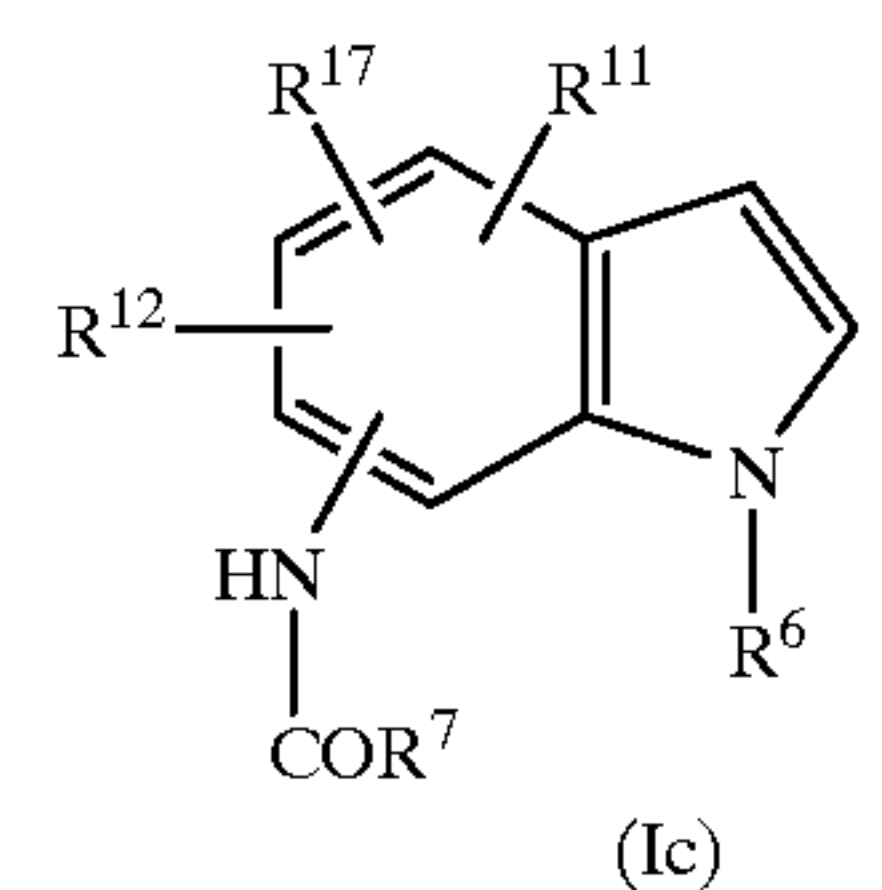
-continued

elimination of protecting
group in R^{16} 

Production Method 3



oxidation

 $\text{R}^6\text{---X}$ (XI)elimination of protecting
group in R^{16} 

5

10

15

20

25

30

35

40

45

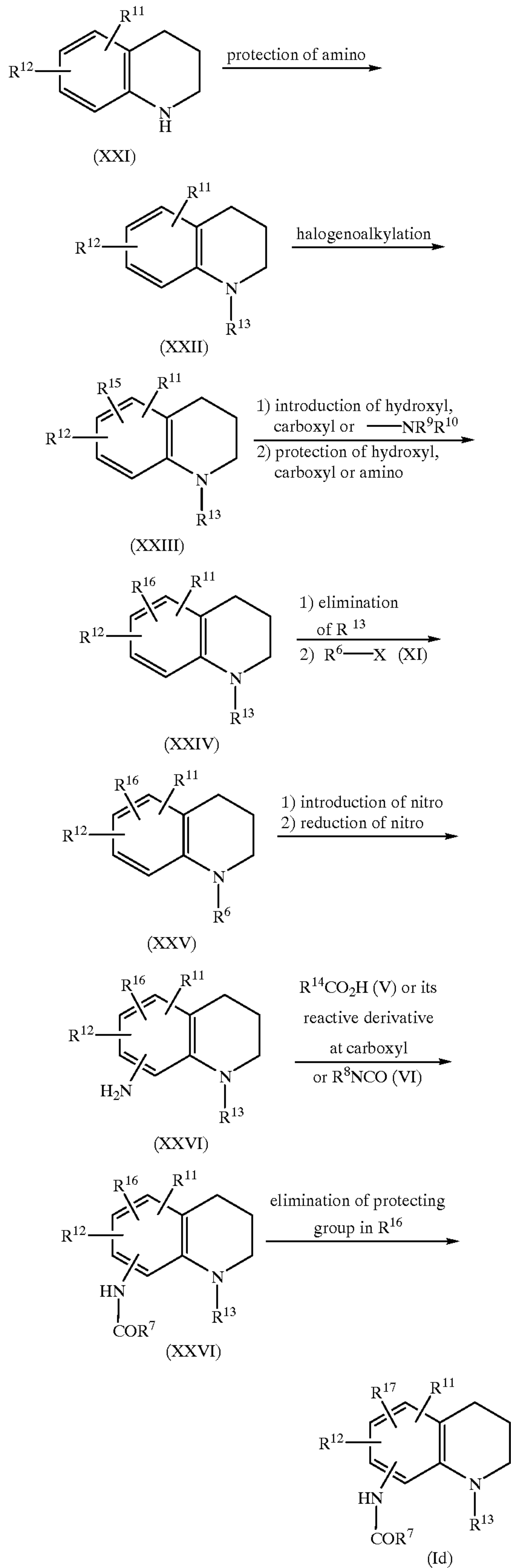
50

55

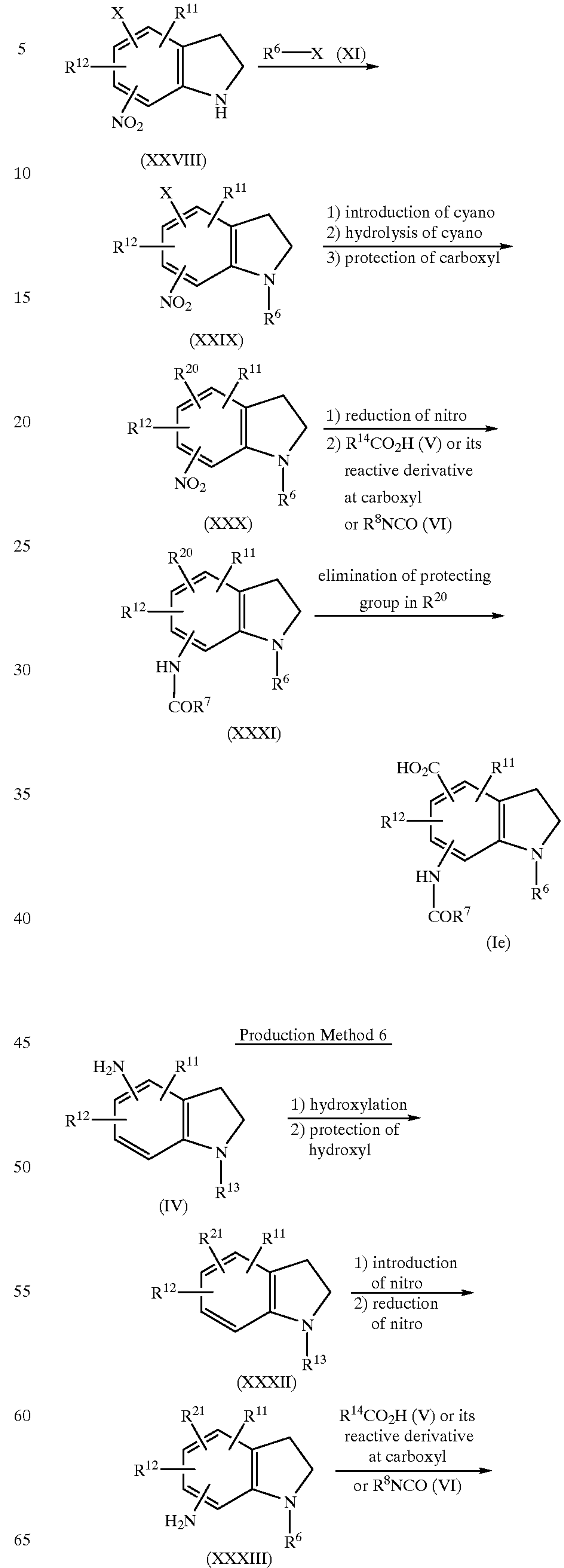
60

65

Production Method 4

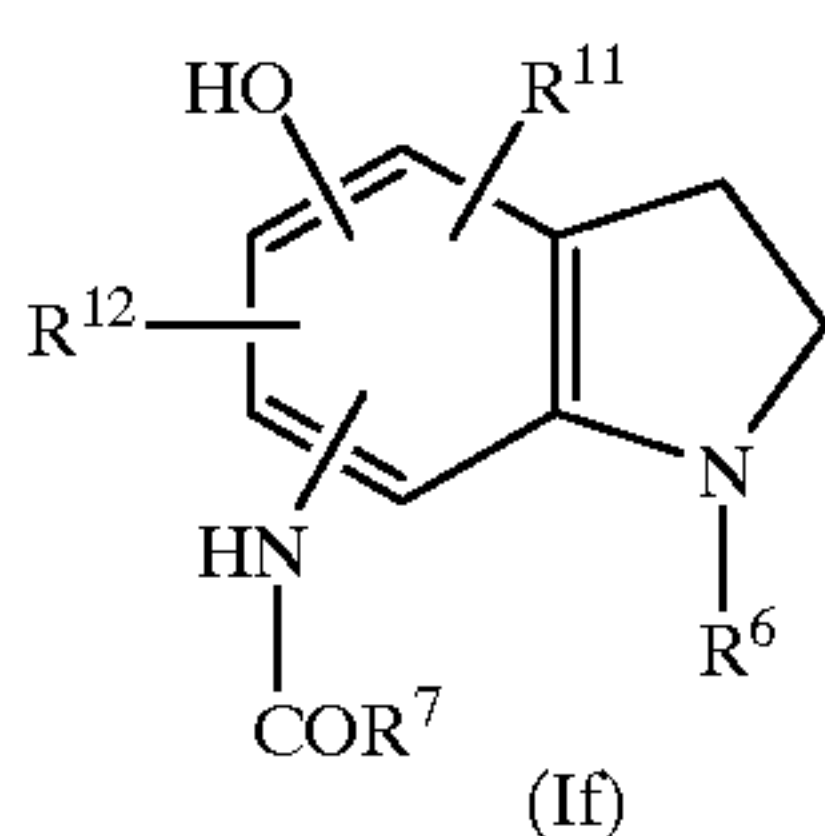
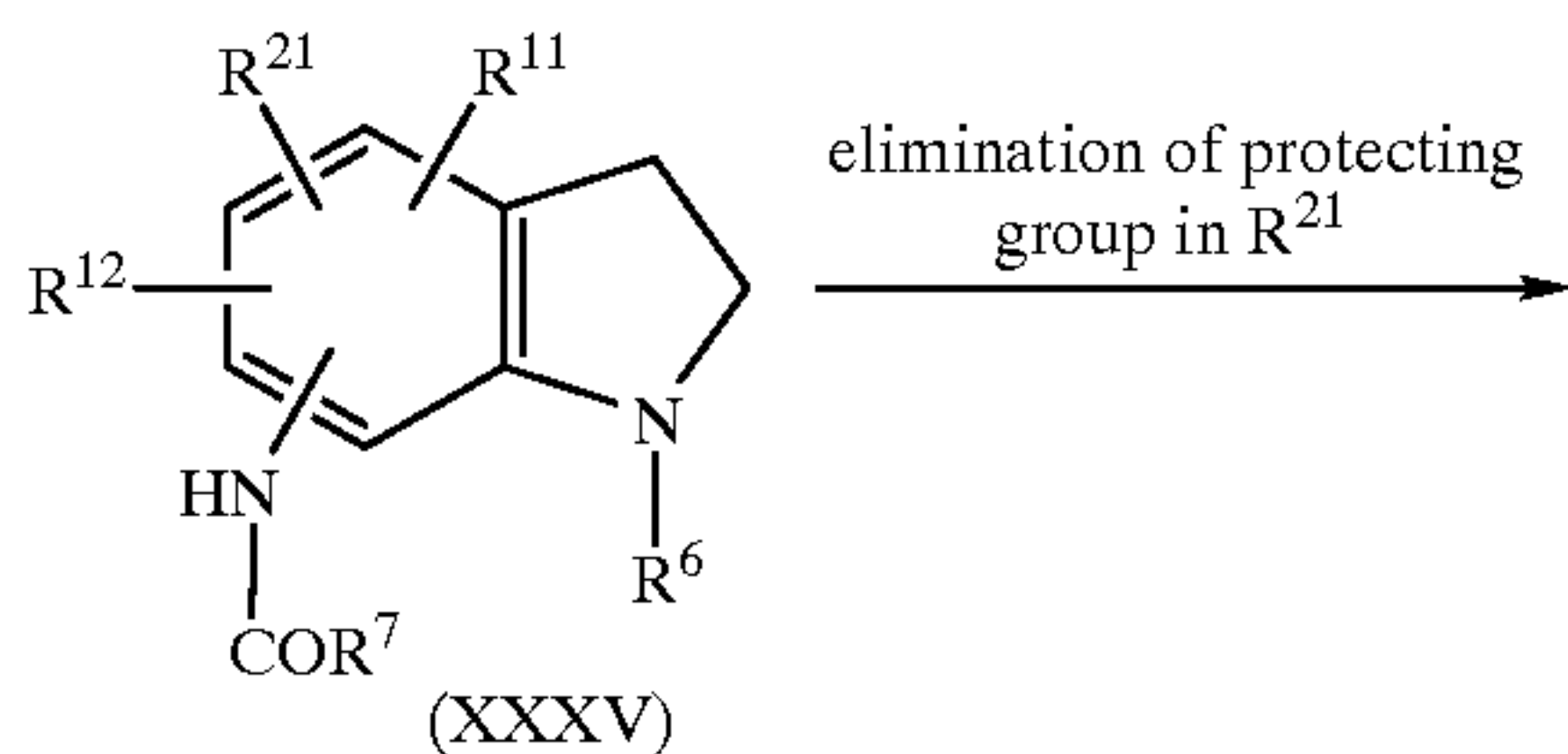
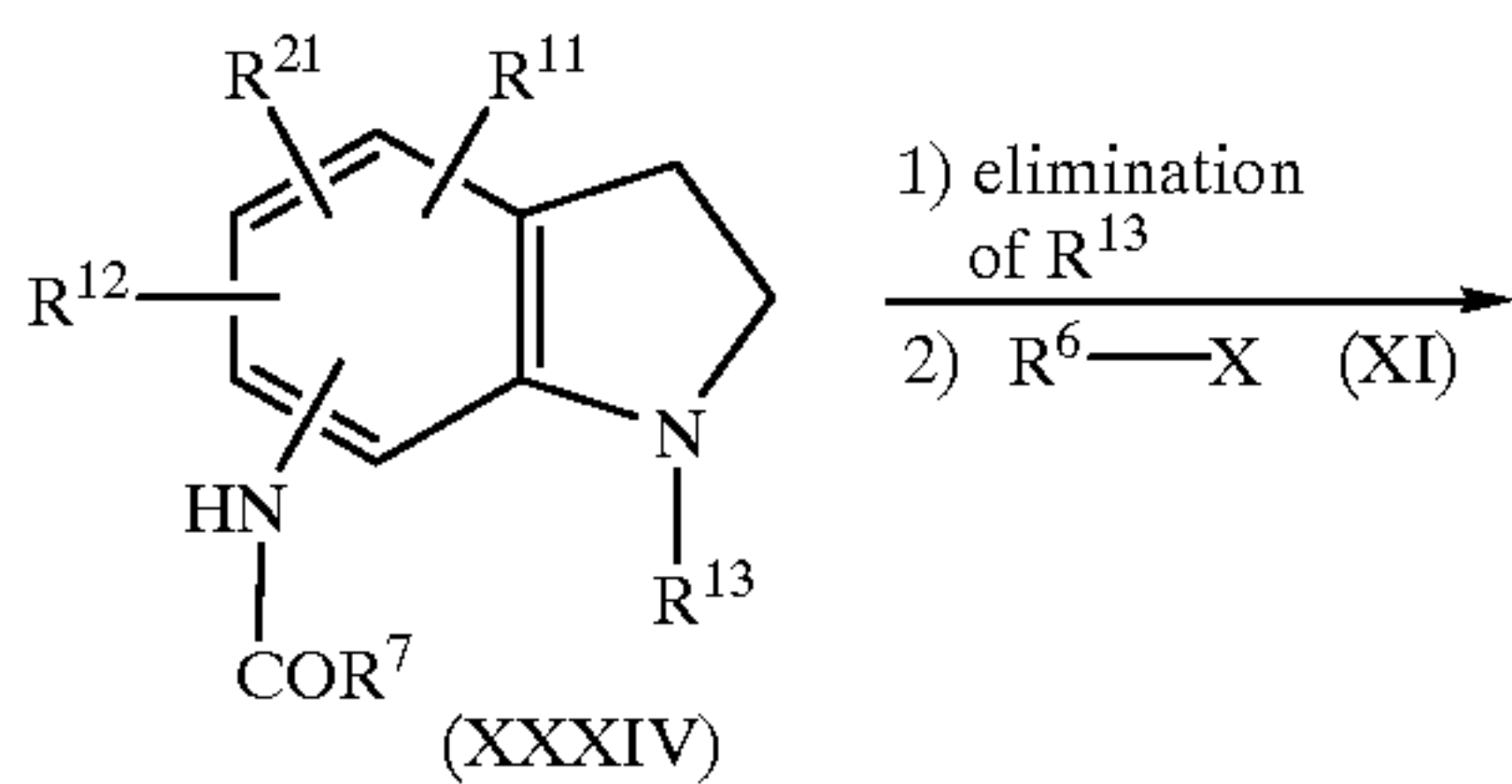


Production Method 5

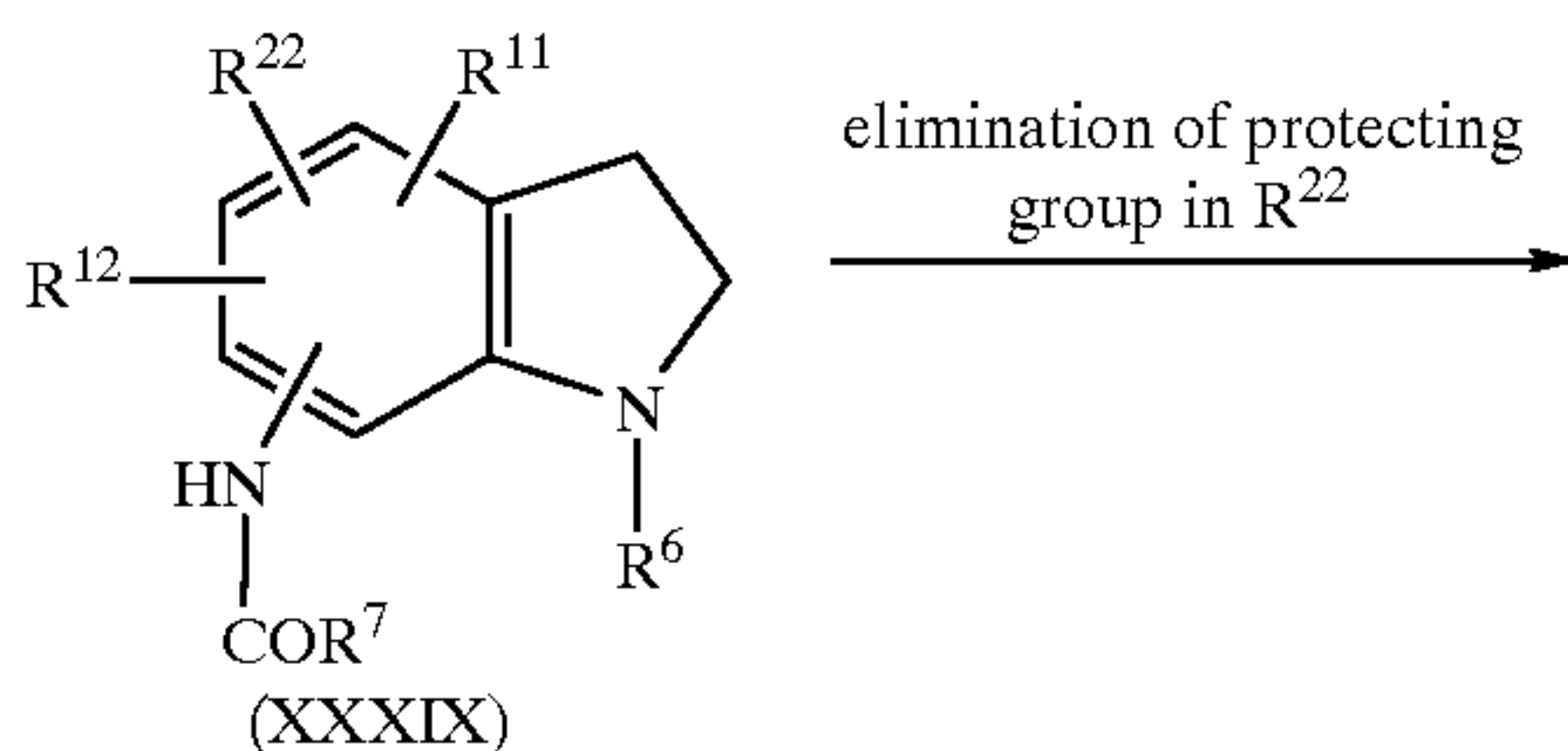
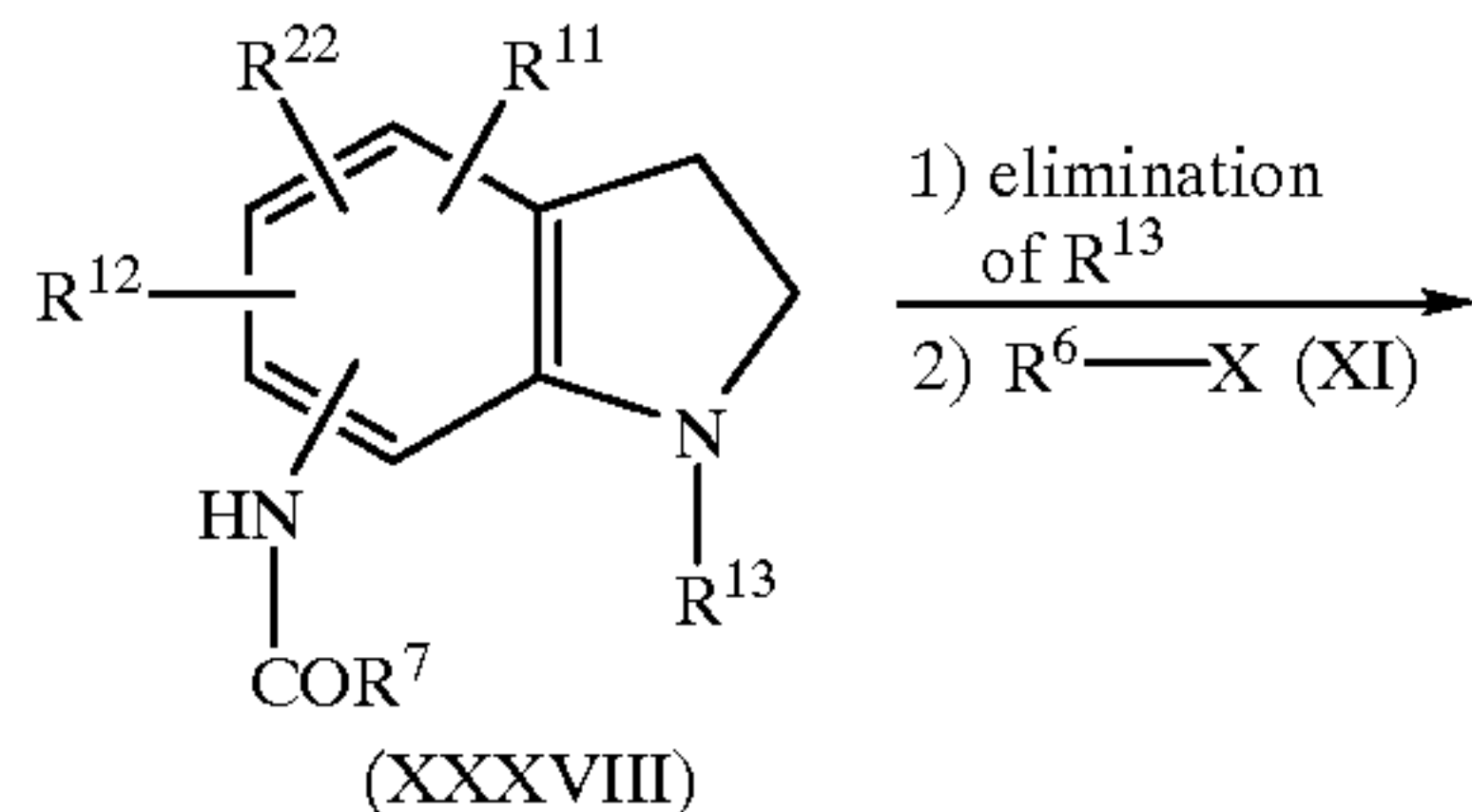
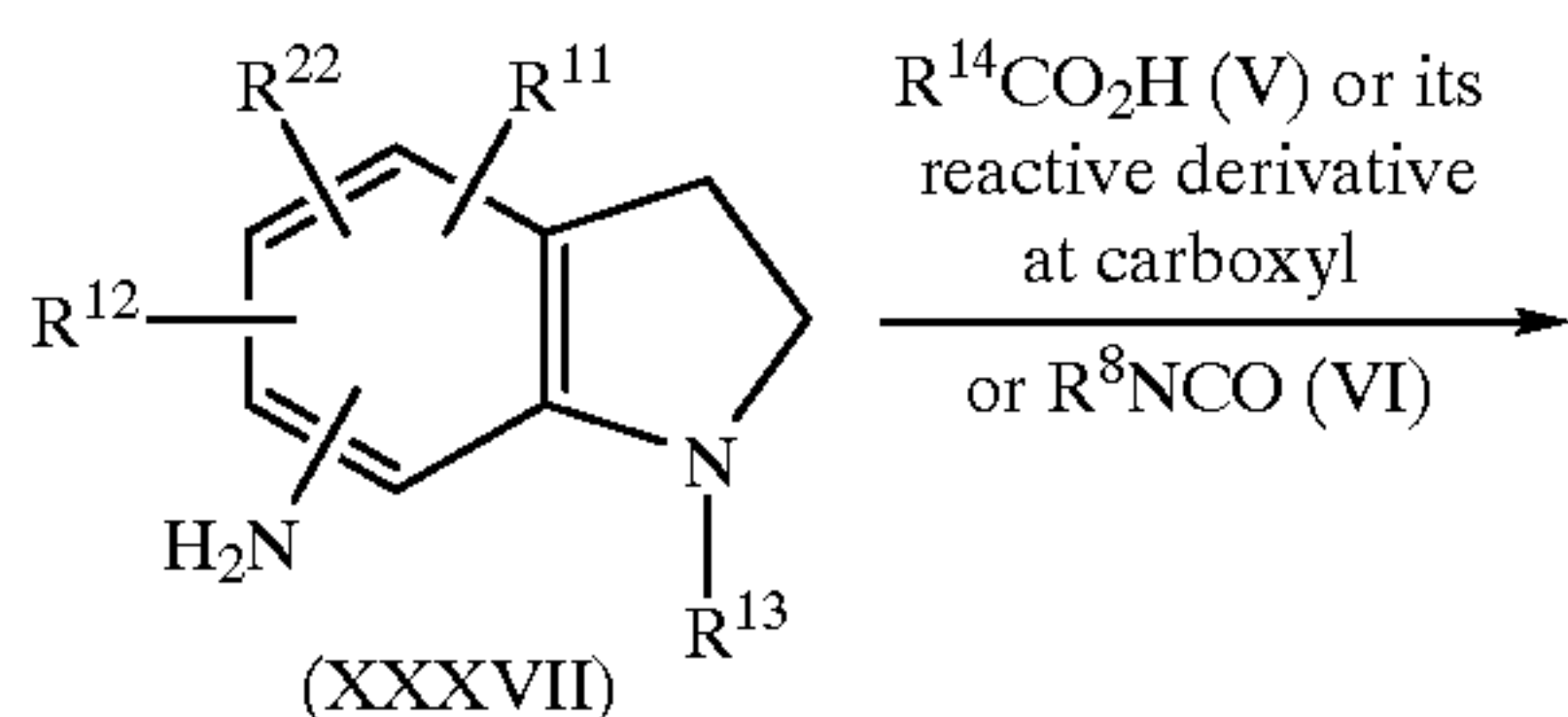
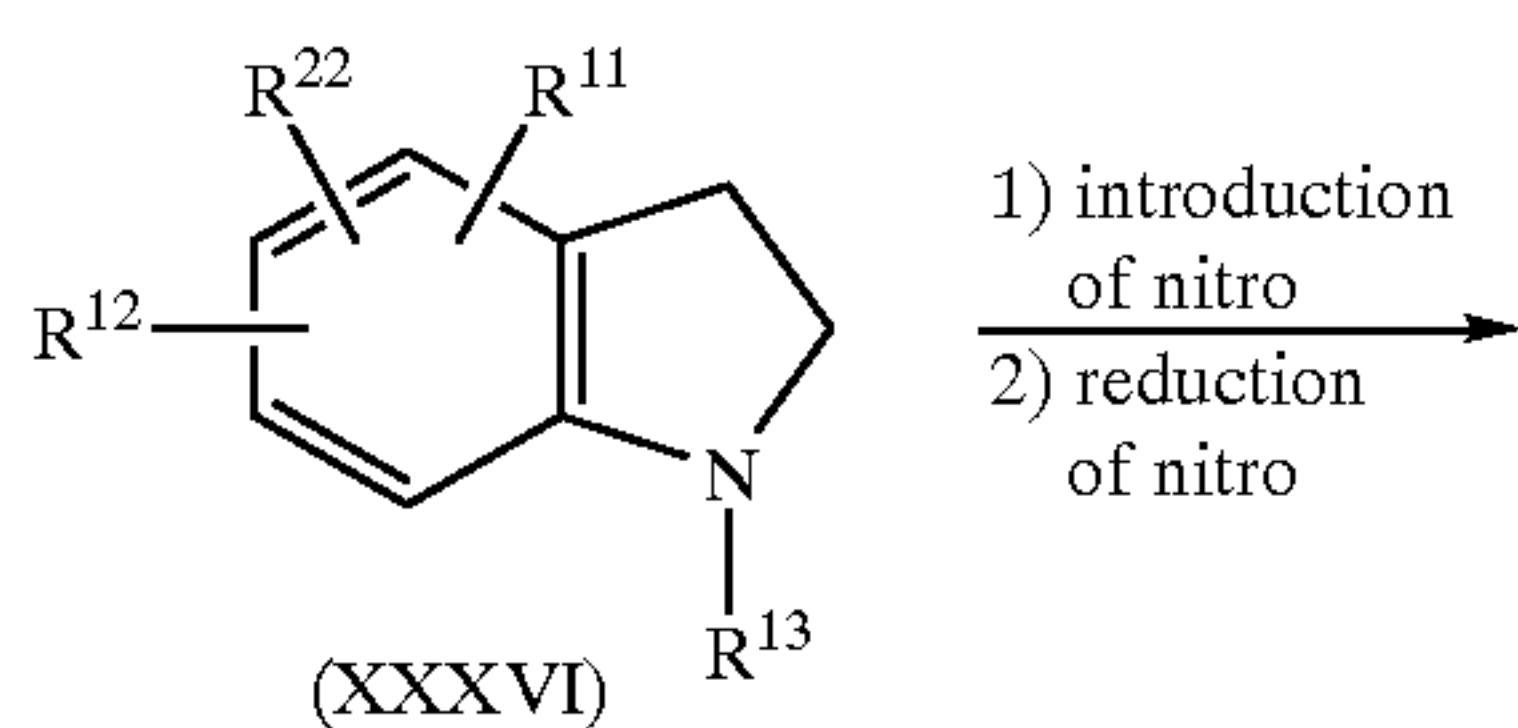
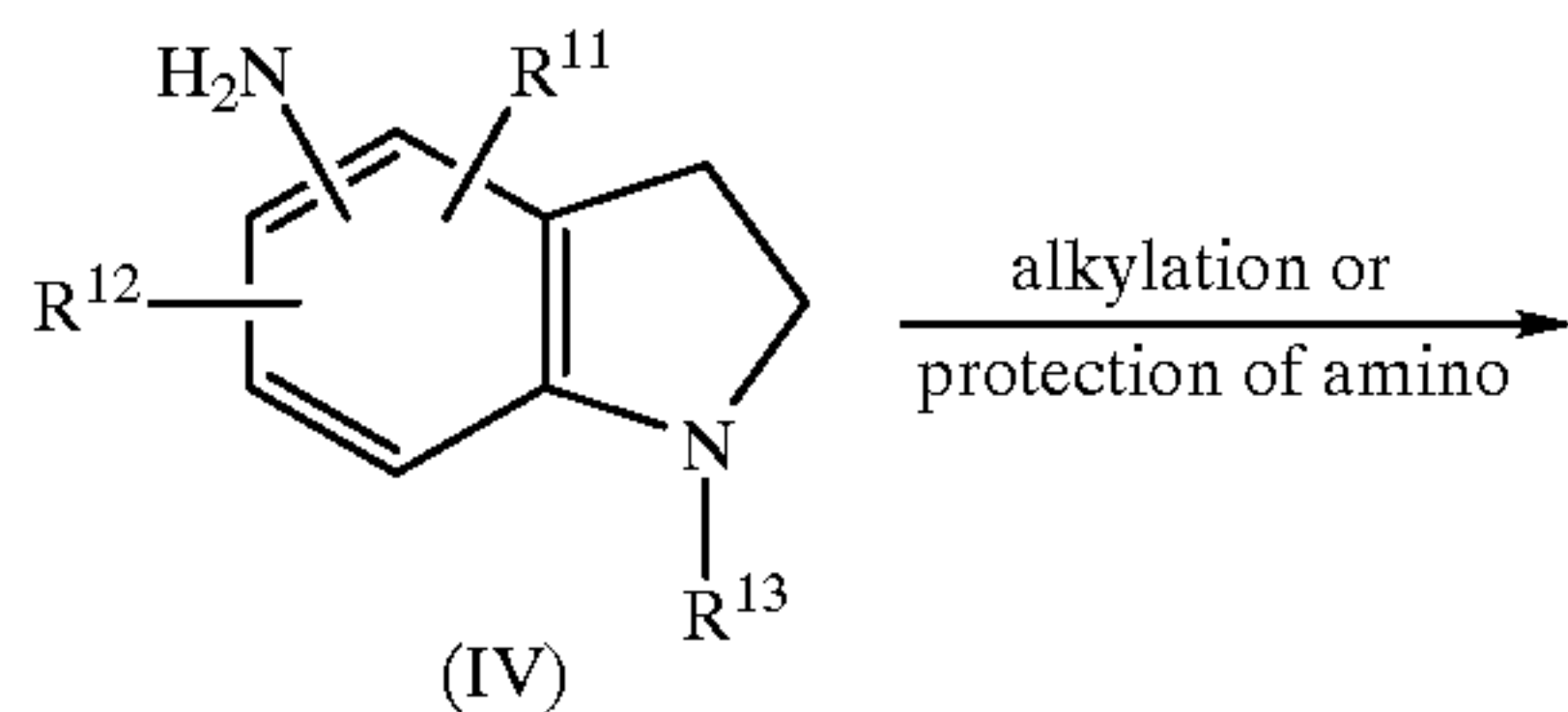


13

-continued

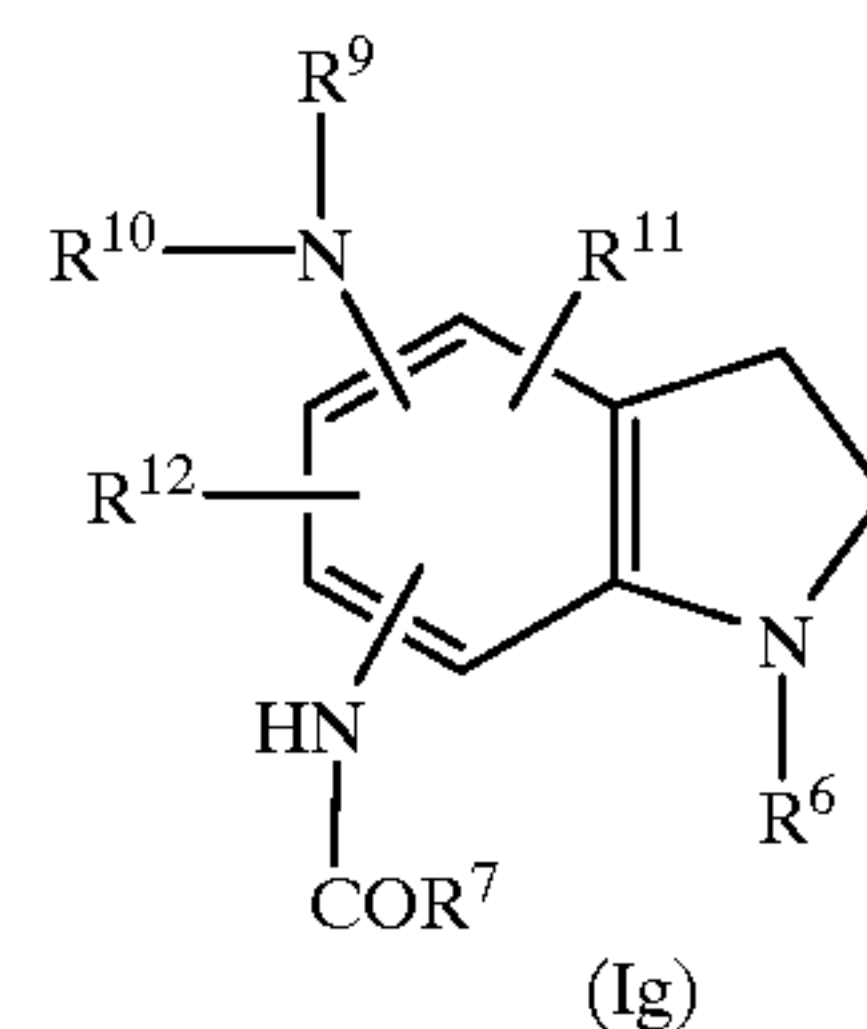


Production Method 7



14

-continued



5

10

15

20

25

30

35

40

45

50

55

60

65

In each of the above formulas, R⁶, R⁷, R⁸, R⁹ and R¹⁰ are each as defined above; R¹¹ and R¹² are each independently hydrogen atom, lower alkyl or lower alkoxy; R¹³ is amino protecting group; R¹⁴ is alkyl, alkoxyalkyl, alkylthioalkyl, cycloalkyl, cycloalkylalkyl, aryl or arylalkyl; R¹⁵ is alkyl or alkenyl substituted by halogen atom; R¹⁶ is alkyl or alkenyl substituted by hydroxy, protected hydroxy, acidic group, protected acidic group, alkoxy carbonyl or —NR¹⁸R¹⁹ wherein R¹⁸ and R¹⁹ are each independently hydrogen atom, lower alkyl or amino protecting group; R¹⁷ is alkyl or alkenyl substituted by hydroxy, acidic group, alkoxy carbonyl or —NR⁹R¹⁰; R²⁰ is protected carboxy; R²¹ is protected hydroxy; and R²² is —NR¹⁸R¹⁹ wherein R¹⁸ and R¹⁹ are as defined above.

Amino protecting group at R¹³, R¹⁸ and R¹⁹ is, for example, formyl, monochloroacetyl, dichloroacetyl, trifluoroacetyl, methoxycarbonyl, ethoxycarbonyl, benzyloxycarbonyl, p-nitrobenzyloxycarbonyl, diphenylmethyloxycarbonyl, methoxymethyloxycarbonyl, 2,2,2-trichloroethoxycarbonyl, trimethylsilyl, 2-methylsulfonylethylloxycarbonyl, tert-butoxycarbonyl or trityl.

Hydroxy protecting group at R¹⁶ and R²¹ is, for example, formyl, acetyl, monochloroacetyl, dichloroacetyl, trifluoroacetyl, methoxycarbonyl, ethoxycarbonyl, benzyloxycarbonyl, 2,2,2-trichloroethoxycarbonyl, benzoyl, trityl, tetrahydropyranyl, trimethylsilyl or the like.

Acidic group protecting group at R¹⁶ and R²⁰ is, when carboxy protecting group, for example, methyl, ethyl, n-propyl, isopropyl, n-butyl, sec-butyl, tert-butyl, tert-amyl, benzyl, p-nitrobenzyl, p-methoxybenzyl, benzhydryl, p-nitrophenyl, methoxymethyl, ethoxymethyl, benzyloxymethyl, methylthiomethyl, trityl, 2,2,2-trichloroethyl, trimethylsilyl, diphenylmethoxybenzenesulfonylmethyl, dimethylaminoethyl and the like.

The above-mentioned protecting groups can be removed by a method known per se, and the method for removing them may be determined according to the kind of the protecting group. Exemplified are a decomposition by an acid (e.g., that by an acid such as hydrochloric acid, trifluoroacetic acid and the like for formyl, tert-butoxycarbonyl, trityl, tetrahydropyranyl and the like); a decomposition by a base (e.g., that by a base such as sodium hydroxide, potassium hydroxide, sodium carbonate, sodium bicarbonate and the like for acetyl, dichloroacetyl, trifluoroacetyl and the like); and catalytic reduction (e.g., decomposition by palladium-carbon and the like for benzyl, benzyloxycarbonyl and the like). The production methods of the objective compounds of the present invention and starting material compound are described in detail in the following.

Production Method 1

The compound (IV) can be produced by reducing compound (III) [J. Eric Nordlander, et al., J. Org. Chem., 46, 778-782 (1981), Robin D. Clark, et al., Heterocycle, 22,

195–221 (1984), Vernon H. Brown, et al., *J. Heterocycle. Chem.*, 6(4), 539–543 (1969)] to introduce an indoline skeleton, protecting amino, introducing nitro on benzene ring by a method known per se, and reducing nitro using a catalyst such as palladium-carbon.

The compound (VII) can be produced by reacting compound (IV) with compound (V) or reactive derivative thereof at carboxy group, or compound (VI).

Said reaction is generally carried out in an inert solvent. Examples of the inert solvent include acetone, dioxane, acetonitrile, chloroform, benzene, methylene chloride, ethylene chloride, tetrahydrofuran, ethyl acetate, N,N-dimethylformamide, pyridine, water and mixed solvents thereof.

In addition, a base such as triethylamine, pyridine, 4-dimethylaminopyridine, potassium carbonate and the like can be used.

The reaction temperature is generally -10 – 160° C., preferably 0 – 60° C., and reaction time is generally from 30 min to 10 hr.

The compound (V) can be subjected to the instant reaction as a free carboxylic acid or a reactive derivative thereof, and the both modes are encompassed in the present invention. That is, it is used in this reaction as a free acid or a salt such as sodium, potassium, calcium, triethylamine, pyridine and the like, or as a reactive derivative such as its acid halide (e.g., acid chloride, acid bromide and the like), acid anhydride, mixed acid anhydride [e.g., substituted phosphoric acid (dialkyl phosphate and the like), alkyl carbonate (monoethylcarbonate and the like) and the like], active amide (amide with imidazole and the like), ester (cyanomethyl ester, 4-nitrophenyl ester etc.), and the like.

When compound (V) is used as a free acid or a salt in this reaction, a condensing agent is preferably used. Examples of the condensing agent include dehydrating agents such as N,N'-disubstituted carbodiimides (e.g., N,N'-dicyclohexylcarbodiimide); carbodiimide compounds (e.g., 1-ethyl-3-(3'-dimethylaminopropyl)carbodiimide, N-cyclohexyl-N'-morpholinoethyl carbodiimide and N-cyclohexyl-N'-(4-diethylaminocyclohexyl)carbodiimide); azolide compounds (e.g., N,N'-carbonyldiimidazole and N,N'-thionyl-diimidazole); and the like. When these condensing agents are used, the reaction is considered to proceed via a reactive derivative of carboxylic acid. The compound (VIII) can be produced by halogenoalkylation of compound (VII) [R.C. Fuson et al., *Org. React.*, 1, 63 (1969), G. A. Olah et al., "Friedel Crafts and Related Reactions" Vol. 2. 659 (1964)].

The compound (IX) can be produced by converting halogenoalkyl of compound (VIII) to hydroxy, an acidic group such as carboxy or a group of the formula $-\text{NR}^9\text{R}^{10}$ by a substituent conversion reaction known per se, and if necessary, introducing a corresponding protecting group.

The compound (XII) can be produced by eliminating the amino protecting group at R^{13} of compound (IX) by a method known per se to give compound (X) and by N-alkylation using compound (XI).

Said N-alkylation can be generally carried out in an inert solvent. Examples of the inert solvent include acetone, dioxane, acetonitrile, chloroform, benzene, methylene chloride, ethylene chloride, tetrahydrofuran, ethyl acetate, N,N-dimethylformamide, pyridine, water and mixed solvents thereof.

In addition, a base such as triethylamine, pyridine, 4-dimethylaminopyridine, potassium carbonate and the like can be used.

The reaction temperature is generally -10 – 100° C., preferably 0 – 60° C., and reaction time is generally from 30 min to 10 hr.

The compound (Ia) can be produced by eliminating the protecting group at R^{16} of compound (XII) by a method known per se.

Production Method 2

5 The compound (XIII) can be produced by hydroxyalkylation of compound (III) [Adof H. Phlipp., et al., *J. Med. Chem.*, 19(3), 391–395 (1976)], reducing, introducing an indoline skeleton, protecting amino, and halogenating hydroxy.

10 The compound (XIV) can be produced from compound (XIII) according to the method for obtaining compound (IX) from compound (VIII) as described in Production Method 1.

The compound (XV) can be produced from compound (XIV) by introducing nitro and reducing nitro by a method known per se.

15 The compound (XVI) can be produced from compound (XV) according to the method for obtaining compound (VII) from compound (IV) as described in Production Method 1.

The compound (Ib) can be produced from compound (XVI) via compound (XVII) and compound (XIII) according to the method for obtaining compound (Ia) from compound (IX) as described in Production Method 1.

Production Method 3

25 The compound (XIX) can be produced by oxidation of compound (X) by a method known per se (e.g., oxidation using chloranil, palladium-carbon and the like).

The compound (Ic) can be produced from compound (XIX) via compound (XX) according to the method for obtaining compound (Ia) from compound (X) as described in Production Method 1.

30 Production Method 4

The compound (XXI) can be produced by reducing 2,3-dihydroquinolin-4-one derivative [J. R Merchant, et al., *J. Chem. Soc. Perkin I*, 932–935 (1972)] using a reducing agent such as lithium aluminum hydride-aluminum chloride and the like.

35 The compound (XXIII) can be produced from compound (XXII) by protecting amino of compound (XXI) by a method known per se to give compound (XXII) and according to the method for obtaining compound (VIII) from compound (VII) as described in Production Method 1.

40 The compound (XXV) can be produced from compound (XXIII) via compound (XXIV) according to the method for obtaining compound (XII) from compound (VIII) via compound compound (IX) and compound (X) as described in Production Method 1.

The compound (XXVI) can be produced from compound (XXV) by introducing nitro and reducing nitro by a method known per se.

45 The compound (XXVII) can be produced from compound (XXVI) according to the method for obtaining compound (VII) from compound (IV) as described in Production Method 1.

50 The compound (Id) can be produced from compound (XXVII) according to the method for obtaining compound (Ia) from compound (XII) as described in Production Method 1.

Production Method 5

60 The compound (XXIX) can be produced from compound (XXVIII) (W. G. Gall, et al., *J. Org. Chem.*, 20, 1538 (1955)] according to the method for obtaining compound (XII) from compound (X) as described in Production Method 1.

The compound (XXX) can be produced by converting halogen of compound (XXIX) to cyano by a method known per se, hydrolysis of cyano, and introducing a protecting group into the obtained carboxy.

65 The compound (XXXI) can be produced from compound (XXX) by reducing nitro of compound (XXX) by a method

known per se, and according to the method for obtaining compound (VII) from compound (IV) as described in Production Method 1.

The compound (Ie) can be produced by eliminating the protecting group at R²⁰ of compound (XXXI) by a method known per se.

Production Method 6

The compound (XXXII) can be produced by converting amino of compound (IV) to hydroxy by a method known per se and introducing a protecting group into hydroxy.

The compound (XXXIII) can be produced from compound (XXXII) by introducing nitro and reducing nitro by a method known per se.

The compound (XXXIV) can be produced from compound (XXXIII) according to the method for obtaining compound (VII) from compound (IV) as described in Production Method 1.

The compound (XXXV) can be produced from compound (XXXIV) according to the method for obtaining compound (XII) from compound (IX) via compound (X) as described in Production Method 1.

The compound (If) can be produced by eliminating the protecting group at R²¹ of compound (XXXV) by a method known per se.

Production Method 7

The compound (XXXVI) can be produced by alkylation of amino or by introducing a protecting group of amino of compound (IV) by a method known per se.

The compound (XXXVII) can be produced from compound (XXXVI) by introducing nitro and reducing nitro by a method known per se.

The compound (XXXVIII) can be produced from compound (XXXVII) according to the method for obtaining compound (VII) from compound (IV) as described in Production Method 1.

The compound (XXXIX) can be produced from compound (XXXVIII) according to the method for obtaining compound (XII) from compound (IX) via compound (X) as described in Production Method 1.

The compound (Ig) can be produced by eliminating the protecting group at R²² of compound (XXXIX) by a method known per se.

The compound (I) of the present invention obtained by the above methods can be purified by a method conventionally known such as chromatography and recrystallization.

Said compound (I) can be converted to pharmaceutically acceptable salts by a method known per se.

A pharmaceutical composition containing the compound (I) of the present invention or a pharmaceutically acceptable salt thereof can further contain additives. Examples of the additive include excipients (e.g., starch, lactose, sugar, calcium carbonate and calcium phosphate), binders (e.g., starch, gum arabic, carboxymethylcellulose, hydroxypropylcellulose and crystalline cellulose), lubricants (e.g., magnesium stearate and talc), and disintegrators (e.g., carboxymethyl-cellulose calcium and talc), and the like.

The above-mentioned ingredients are mixed and the mixture is prepared into oral preparations such as capsules, tablets, fine granules, granules and dry syrups, or parenteral preparations such as injections and suppositories by a method known per se.

While the dose of the compound (I) of the present invention and pharmaceutically acceptable salts thereof varies depending on administration targets, symptoms and others, when, for example, orally administered to adult patients of hypercholesterolemia, it is generally 0.1 mg–50 mg/kg body weight per dose which is administered about 1 to 3 time(s) a day.

The compound (I) of the present invention and pharmaceutically acceptable salts thereof exhibit superior ACAT inhibitory activity and lipoperoxidation inhibitory activity in mammals (e.g., human, cow, horse, dog, cat, rabbit, rat, mouse, hamster etc.) and are useful as ACAT inhibitors and lipoperoxidation inhibitors. In other words, they are useful for the prophylaxis and treatment of arteriosclerosis, hyperlipemia, arteriosclerosis in diabetes, cerebrovascular and cardiovascular ischemic diseases, and the like.

The present invention is described in more detail by way of Examples, to which the present invention is not limited.

EXAMPLE 1

N-(1-Octyl-5-hydroxymethyl-4,6-dimethylindolin-7-yl)-2,2-dimethylpropanamide

(1) N-(1-Acetyl-5-chloromethyl-4,6-dimethylindolin-7-yl)-2,2-dimethylpropanamide (7.0 g) was dissolved in a mixed solvent (50 ml) of CH₃CN/DMF=1/1. Potassium acetate (12.0 g) was added and the mixture was stirred at 60° C. for 1 hr. CH₃CN was evaporated under reduced pressure and AcOEt (200 ml) was added. After washing with water, the mixture was dried over anhydrous sodium sulfate, and AcOEt was evaporated under reduced pressure. The residue was purified by silica gel column chromatography (eluent: CHCl₃/MeOH=1/0–10/1) to give 7.5 g of N-(1-acetyl-5-acetoxymethyl-4,6-dimethylindolin-7-yl)-2,2-dimethylpropanamide.

¹H-NMR (CDCl₃) δ:

1.27 (9H, s, —C(CH₃)₃), 2.04 (3H, s, OCOCH₃), 2.23, 2.26, 2.30 (9H, s×3, —CH₃×2, >NCOCH₃), 3.00 (2H, br, Indoline C₃—H), 4.05 (2H, br, Indoline C₂—H), 5.20 (2H, s, —CH₂O—), 9.10 (1H, br, >NH).

(2) N-(1-Acetyl-5-acetoxymethyl-4,6-dimethylindolin-7-yl)-2,2-dimethylpropanamide (7.5 g) was dissolved in EtOH (70 ml) and a solution of NaOH (8.3 g) in water (20 ml) was added, which was followed by refluxing for 10 hr. EtOH was evaporated under reduced pressure and CHCl₃ (200 ml) was added. After washing with water, the mixture was dried over anhydrous sodium sulfate and CHCl₃ was evaporated under reduced pressure. The residue was purified by silica gel column chromatography (eluent: CHCl₃/MeOH=1/0–10/1) to give 3.0 g of N-(5-hydroxymethyl-4,6-dimethylindolin-7-yl)-2,2-dimethylpropanamide.

¹H-NMR (CDCl₃) δ:

1.35 (9H, s, —C(CH₃)₃), 2.23, 2.26 (6H, s×2, —CH₃×2), 2.99 (2H, t, J=8.5 Hz, Indoline C₃—H), 3.58 (2H, t, J=8.5 Hz, Indoline C₂—H), 4.65 (2H, s, —CH₂OH), 7.10 (2H, br, OH, >NH).

(3) N-(5-Hydroxymethyl-4,6-dimethylindolin-7-yl)-2,2-dimethylpropanamide (1.5 g) was dissolved in DMF (15 ml) and 1-iodooctane (2.6 g) and K₂CO₃ (1.5 g) were added, which was followed by stirring under a nitrogen atmosphere at 50° C. for 2 hr. AcOEt (200 ml) was added, and the mixture was washed with water and dried over anhydrous sodium sulfate. AcOEt was evaporated under reduced pressure. The residue was purified by silica gel column chromatography (eluent: CHCl₃/MeOH=1/0–10/1) to give 1.0 g of the title compound.

IR (Nujol) cm⁻¹: 1652, 1600, 1508.

¹H-NMR (CDCl₃) δ:

0.70–1.10 (3H, br, —(CH₂)₇CH₃), 1.10–1.70 (12H, m, —CH₂(CH₂)₆CH₃), 1.37 (9H, s, —C(CH₃)₃), 2.14, 2.22 (6H, s×2, —H₃×2), 2.87 (2H, t, J=8.5 Hz, Indoline C₃—H), 3.14 (2H, t, J=7.5 Hz, >NCH₂—), 3.42 (2H, t, J=8.5 Hz, Indoline C₂—H), 4.62 (2H, s, CH₂OH), 6.86 (2H, br, OH, >NH).

N-(1-Octyl-5-dimethylaminomethyl-4,6-dimethylindolin-7-yl)-2,2-dimethylpropanamide

(1) N-(1-Acetyl-5-chloromethyl-4,6-dimethylindolin-7-yl)-2,2-dimethylpropanamide (2.0 g) was dissolved in CHCl_3 (40 ml) and $(\text{CH}_3)_2\text{NH}\cdot\text{HCl}$ (3.5 g) and K_2CO_3 (11.8 g) were added, which was followed by stirring at room temperature for 4 hr. CHCl_3 (300 ml) was added, and the mixture was washed successively with 2N-hydrochloric acid, 2N aqueous NaOH and saturated brine, and dried over anhydrous sodium sulfate. CHCl_3 was evaporated under reduced pressure. The residue was purified by silica gel column chromatography (eluent: $\text{CHCl}_3/\text{MeOH}=10/1-1/1$) to give 700 mg of N-(1-acetyl-5-dimethylaminomethyl-4,6-dimethylindolin-7-yl)-2,2-dimethylpropanamide.

$^1\text{H-NMR}$ (CDCl_3) δ :

1.26 (9H, s, $-\text{C}(\text{CH}_3)_3$), 2.12, 2.15 (6H, s $\times 2$, $-\text{CH}_3\times 2$), 2.24 (6H, s, $-\text{N}(\text{CH}_3)_2$), 2.31 (3H, s, $>\text{NCOCH}_3$), 3.00 (2H, br, Indoline C_3-H), 3.35 (2H, s, $>\text{NCH}_2-$), 4.15 (2H, br, Indoline C_2-H), 9.23 (1H, br, $>\text{NH}$).

(2) N-(1-Acetyl-5-dimethylaminomethyl-4,6-dimethylindolin-7-yl)-2,2-dimethylpropanamide (1.0 g) was dissolved in MeOH (10 ml) and a solution of NaOH (580 mg) in water (3 ml) was added, which was followed by stirring at 60° C. for 2 hr. MeOH was evaporated under reduced pressure and CHCl_3 (100 ml) was added. The mixture was washed with saturated brine and dried over anhydrous sodium sulfate. CHCl_3 was evaporated under reduced pressure to give 700 mg of N-(5-dimethylaminomethyl-4,6-dimethylindolin-7-yl)-2,2-dimethylpropanamide.

$^1\text{H-NMR}$ (CDCl_3) δ :

1.30 (9H, s, $-\text{C}(\text{CH}_3)_3$), 2.19 (12H, s, $-\text{CH}_3\times 2$, $-\text{N}(\text{CH}_3)_2$), 3.00 (2H, t, $J=8.5$ Hz, Indoline C_3-H), 3.28 (2H, s, $>\text{NCH}_2-$), 3.55 (2H, t, $J=8.5$ Hz, Indoline C_2-H), 4.40 (1H, br, $>\text{NH}$), 7.20 (1H, br, $>\text{NH}$).

(3) N-(5-Dimethylaminomethyl-4,6-dimethylindolin-7-yl)-2,2-dimethylpropanamide (700 mg) was dissolved in DMF (7 ml) and Na (P=60%, 160 mg) was added under a nitrogen atmosphere at 5° C. After stirring at the same temperature for 30 min, 1-iodooctane (240 mg) was added, which was followed by stirring at 30° C. for 3 hr. AcOEt (200 ml) was added, and the mixture was washed with water and dried over anhydrous sodium sulfate. AcOEt was evaporated under reduced pressure. The residue was purified by silica gel column chromatography (eluent: $\text{CHCl}_3/\text{MeOH}=10/1-3/1$) to give 500 mg of the title compound.

IR (Nujol) cm^{-1} : 1654, 1600.

$^1\text{H-NMR}$ (CDCl_3) δ :

0.70-1.10 (3H, br, $-(\text{CH}_2)_7\text{CH}_3$), 1.10-1.70 (12H, m, $-\text{CH}_2(\text{CH}_2)_6\text{CH}_3$), 1.33 (9H, s, $-\text{C}(\text{CH}_3)_3$), 2.00, 2.09 (6H, s $\times 2$, $-\text{CH}_3\times 2$), 2.23 (6H, s, $-\text{N}(\text{CH}_3)_2$), 2.85 (2H, t, $J=8.5$ Hz, Indoline C_3-H), 3.18 (2H, br-t, $>\text{NCH}_2-$), 3.31 (2H, s, $-\text{CH}_2\text{N}<$), 3.38 (2H, t, $J=8.5$ Hz, Indoline C_2-H), 6.84 (1H, br, $>\text{NH}$).

EXAMPLE 3

N-(1-Octyl-5-ethoxycarbonylmethyl-4,6-dimethylindolin-7-yl)-2,2-dimethylpropanamide

(1) 1-Acetyl-5-bromo-4,6-dimethyl-7-nitroindoline (30 g) was dissolved in a mixture (600 ml) of $\text{CHCl}_3/\text{MeOH}=1/1$ and 5% Pd-C (5.0 g) was added, which was followed by

catalytic hydrogenation at 35° C. The precipitate was collected by filtration together with Pd-C, and dissolved in CHCl_3 (300 ml). The mixture was washed with saturated aqueous solution of sodium hydrogencarbonate. The solvent was evaporated under reduced pressure from the filtrate and CHCl_3 (300 ml) was added. The mixture was washed with saturated aqueous solution of sodium hydrogencarbonate and combined with the layer of above-mentioned CHCl_3 . The combined CHCl_3 layer was washed with saturated brine and dried over anhydrous sodium sulfate. CHCl_3 was evaporated under reduced pressure and the residue was dissolved in CHCl_3 (150 ml). Thereto were successively added at 10° C. pivaloyl chloride (11.7 g) and Et_3N (10.8 g). The mixture was stirred at room temperature for 1 hr and CHCl_3 (200 ml) was added. The mixture was washed successively with 5% aqueous citric acid and water, and dried over anhydrous sodium sulfate. CHCl_3 was evaporated under reduced pressure and the obtained crude residue was washed with cool Et_2O (100 ml) to give 21 g of N-(1-acetyl-4,6-dimethylindolin-7-yl)-2,2-dimethylpropanamide.

IR (Nujol) cm^{-1} : 1676, 1639, 1581.

$^1\text{H-NMR}$ (CDCl_3) δ :

1.24 (9H, s, $-\text{C}(\text{CH}_3)_3$), 2.17 (6H, s, $-\text{CH}_3\times 2$), 2.30 (3H, s, $>\text{NCOCH}_3$), 2.99 (2H, t, $J=8.5$ Hz, Indoline C_3-H), 4.10 (2H, t, $J=8.5$ Hz, Indoline C_2-H), 6.87 (1H, s, Indoline C_5-H), 9.10 (1H, br, $>\text{NH}$).

(2) N-(1-Acetyl-4,6-dimethylindolin-7-yl)-2,2-dimethylpropanamide (20.0 g) was dissolved in conc. hydrochloric acid (100 ml), and 35% formalin (8.5 g) and zinc chloride (1.8 g) were added. The mixture was stirred at 40-50° C. for 2 hr while blowing hydrogen chloride therein. The reaction mixture was poured into ice water and extracted with CHCl_3 (400 ml). The CHCl_3 layer was washed twice with saturated brine and dried over anhydrous sodium sulfate. CHCl_3 was evaporated under reduced pressure to give 21 g of N-(1-acetyl-5-chlorooethyl-4,6-dimethylindolin-7-yl)-2,2-dimethylpropanamide.

IR (Nujol) cm^{-1} : 1679, 1645, 1587.

$^1\text{H-NMR}$ (CDCl_3) δ :

1.27 (9H, s, $-\text{C}(\text{CH}_3)_3$), 2.25 (3H, s, $-\text{CH}_3$), 2.30 (6H, s, $-\text{CH}_3$, $>\text{NCOCH}_3$), 3.00 (2H, br, Indoline C_3-H), 4.05 (2H, br, Indoline C_2-H), 4.68 (2H, s, $-\text{CH}_2\text{Cl}$), 9.16 (1H, br, $>\text{NH}$).

(3) N-(1-Acetyl-5-chloromethyl-4,6-dimethylindolin-7-yl)-2,2-dimethylpropanamide (21 g) was suspended in CH_3CN (150 ml), and NaCN (8.1 g) and 18-crown-6 (870 mg) were added, which was followed by refluxing for 15 hr. CH_3CN was evaporated under reduced pressure and CHCl_3 (300 ml) was added. The mixture was washed with water and dried over anhydrous sodium sulfate. CHCl_3 was evaporated under reduced pressure. The obtained residue was washed with boiling MeOH to give 15.5 g of N-(1-acetyl-5-cyanomethyl-4,6-dimethylindolin-7-yl)-2,2-dimethylpropanamide.

IR (Nujol) cm^{-1} : 2232, 1678, 1639.

$^1\text{H-NMR}$ (CDCl_3) δ :

1.27 (9H, s, $-\text{C}(\text{CH}_3)_3$), 2.26, 2.30, 2.40 (9H, s $\times 3$, $\text{CH}_3\times 2$, $>\text{NCOCH}_3$), 3.00 (2H, br, Indoline C_3-H), 3.66 (2H, s, $-\text{CH}_2\text{CN}$), 4.05 (2H, br, Indoline C_2-H), 9.21 (1H, br, $>\text{NH}$).

(4) N-(1-Acetyl-5-cyanomethyl-4,6-dimethylindolin-7-yl)-2,2-dimethylpropanamide (5.0 g) was suspended in n-PrOH (25 ml) and a solution of NaOH (9.6 g) in water (10 ml) was added, which was followed by stirring at 90° C. for 8 hr in an autoclave under a nitrogen atmosphere.

The aqueous layer was separated, and the organic layer was neutralized with 2N-hydrochloric acid. The solvent was evaporated under reduced pressure. The residue was suspended in EtOH (200 ml), and 10N HCl-EtOH (7.2 ml) was added, which was followed by refluxing for 1 hr. EtOH was evaporated under reduced pressure, and the mixture was neutralized with saturated aqueous solution of sodium hydrogencarbonate and extracted with AcOEt (200 ml). The AcOEt layer was washed with water and dried over anhydrous sodium sulfate. AcOEt was evaporated under reduced pressure and the residue was purified by silica gel column chromatography (eluent: CHCl₃/MeOH=1/0-20/1) to give 3.0 g of N-(5-ethoxycarbonylmethyl-4,6-dimethylindolin-7-yl)-2,2-dimethylpropanamide.

IR (Nujol)cm⁻¹: 1732, 1654.

¹H-NMR (CDCl₃) δ:

1.34 (9H, s, —C(CH₃)₃), 2.14, 2.18 (6H, s×2, —CH₃×2), 2.99 (2H, t, J=8.5 Hz, Indoline C₃—H), 3.56 (2H, t, J=8.5 Hz, Indoline C₂—H), 3.60 (2H, s, —CH₂CO₂—), 4.11 (2H, q, J=7.8 Hz, —CH₂CH₃), 4.20 (1H, br, >NH), 7.00 (1H, br, >NH).

(5) N-(5-Ethoxycarbonylmethyl-4,6-dimethylindolin-7-yl)-2,2-dimethylpropanamide (3.5 g) was dissolved in DMF (15 ml), and 1-iodooctane (5.0 g) and K₂CO₃ (2.9 g) were added, which was followed by stirring under a nitrogen atmosphere at 50° C. for 2 hr. AcOEt (200 ml) was added, and the mixture was washed with water and dried over anhydrous sodium sulfate. AcOEt was evaporated under reduced pressure. The residue was purified by silica gel column chromatography (eluent: CHCl₃/MeOH=1/0-50/1) to give 3.5 g of the title compound.

IR (Neat) cm⁻¹: 1732, 1654, 1600.

¹H-NMR (CDCl₃) δ:

0.70-1.10 (3H, br, —(CH₂)₇CH₃), 1.10-1.70 (15H, m, —CH₂CH₃, —CH₂(CH₂)₆CH₃), 1.33 (9H, s, —C(CH₃)₃), 2.04, 2.13 (6H, s×2, —CH₃×2), 2.87 (2H, t, J=8.5 Hz, Indoline C₃—H), 3.12 (2H, t, J=7.5 Hz, >NCH₂—), 3.39 (2H, t, J=8.5 Hz, Indoline C₂—H), 3.58 (2H, s, —CH₂CO₂—), 4.12 (2H, q, J=7.5 Hz, —CH₂CH₃), 6.79 (1H, br, >NH).

EXAMPLE 4

N-(1-Octyl-5-carboxymethyl-4,6-dimethylindolin-7-yl)-2,2-dimethylpropanamide

N-(1-Octyl-5-ethoxycarbonylmethyl-4,6-dimethylindolin-7-yl)-2,2-dimethylpropanamide (3.5 g) was dissolved in EtOH (50 ml) and a solution of NaOH (1.6 g) in water (20 ml) was added, which was followed by stirring at 60° C. for 1 hr. EtOH was evaporated under reduced pressure. The residue was dissolved in water (20 ml) and the mixture was washed with AcOEt (20 ml). The aqueous layer was neutralized with 2N-hydrochloric acid and extracted with AcOEt (50 ml). The AcOEt layer was washed with saturated brine and dried over anhydrous sodium sulfate. AcOEt was evaporated under reduced pressure to give 2.4 g of the title compound.

IR (Nujol)cm⁻¹: 1732, 1651, 1600.

¹H-NMR (CDCl₃) δ:

0.70-1.10 (3H, br, —(CH₂)₇CH₃), 1.10-1.70 (12H, m, —CH₂(CH₂)₆CH₃), 1.33 (9H, s, —C(CH₃)₃), 2.01, 2.15 (6H, s×2, —CH₃×2), 2.70-3.20 (4H, m, Indoline C₃—H, >NCH₂—), 3.41 (2H, t, J=8.5 Hz, Indoline C₂—H), 3.56 (2H, s, —CH₂CO₂H), 7.60 (1H, br, >NH), 7.90 (1H, br, —CO₂H).

EXAMPLE 5

N-(1-Octyl-5-carboxymethyl-4,6-dimethylindolin-7-yl)-2,2-dimethylpropanamide.hydrochloride

N-(1-Octyl-5-ethoxycarbonylmethyl-4,6-dimethylindolin-7-yl)-2,2-dimethylpropanamide (3.5 g) was

dissolved in EtOH (50 ml) and a solution of NaOH (1.6 g) in water (20 ml) was added, which was followed by stirring at 60° C. for 1 hr. EtOH was evaporated under reduced pressure. The residue was dissolved in water (20 ml) and the mixture was washed with AcOEt (20 ml). The aqueous layer was adjusted to pH 1-2 with hydrochloric acid and extracted with AcOEt (50 ml). The AcOEt layer was washed with saturated brine and dried over anhydrous sodium sulfate. AcOEt was evaporated under reduced pressure to give 2.0 g of the title compound.

IR (Nujol)cm⁻¹: 1722, 1654.

¹H-NMR (CDCl₃) δ:

0.70-1.10 (3H, br, —(CH₂)₇CH₃), 1.10-1.70 (12H, m, —CH₂(CH₂)₆CH₃), 1.39 (9H, s, —C(CH₃)₃), 2.06, 2.26 (6H, s×2, —CH₃×2), 2.90-3.30 (4H, m, Indoline C₃—H, >NCH₂—), 3.50-3.90 (2H, br-t, Indoline C₂—H), 3.72 (2H, s, —CH₂CO₂H), 6.00-7.00 (1H, br, HCl), 9.05 (2H, br, >NH, —CO₂H).

EXAMPLE 6

N-(1-Octyl-5-carboxymethyl-4,6-dimethylindolin-7-yl)-2,2-dimethylpropanamide.sulfate

N-(1-Octyl-5-ethoxycarbonylmethyl-4,6-dimethylindolin-7-yl)-2,2-dimethylpropanamide (4.0 g) was dissolved in EtOH (57 ml) and a solution of NaOH (1.8 g) in water (23 ml) was added, which was followed by stirring at 60° C. for 1 hr. EtOH was evaporated under reduced pressure. The residue was dissolved in water (30 ml) and the mixture was washed with AcOEt (30 ml). The aqueous layer was adjusted to pH 1-2 with sulfuric acid and extracted with AcOEt (50 ml). The AcOEt layer was washed with saturated brine and dried over anhydrous sodium sulfate. AcOEt was evaporated under reduced pressure to give 2.5 g of the title compound.

IR (Nujol)cm⁻¹: 1718, 1654, 1637.

¹H-NMR (CDCl₃) δ:

0.70-1.10 (3H, br, —(CH₂)₇CH₃), 1.10-1.70 (12H, m, —CH₂(CH₂)₆CH₃), 1.33 (9H, s, —C(CH₃)₃), 2.02, 2.16 (6H, s×2, —CH₃×2), 2.80-3.30 (4H, m, Indoline C₃—H, >NCH₂—), 3.30-3.70 (2H, br-t, Indoline C₂—H), 3.59 (2H, s, CH₂CO₂H), 6.00-7.00 (2H, br, H₂SO₄), 7.20 (1H, br, —CO₂H), 8.30 (1H, br, >NH).

EXAMPLE 7

N-(1-Octyl-5-carboxymethyl-4,6-dimethylindolin-7-yl)-2,2-dimethylpropanamide.nitrate

N-(1-Octyl-5-ethoxycarbonylmethyl-4,6-dimethylindolin-7-yl)-2,2-dimethylpropanamide (3.0 g) was dissolved in EtOH (42 ml) and a solution of NaOH (1.4 g) in water (17 ml) was added, which was followed by stirring at 60° C. for 1 hr. EtOH was evaporated under reduced pressure. The residue was dissolved in water (20 ml) and the mixture was washed with AcOEt (20 ml). The aqueous layer was adjusted to pH 1-2 with nitric acid and extracted with AcOEt (50 ml). The AcOEt layer was washed with saturated brine and dried over anhydrous sodium sulfate. AcOEt was evaporated under reduced pressure to give 2.0 g of the title compound.

IR (Nujol)cm⁻¹: 1724, 1654

¹H-NMR (CDCl₃) δ:

0.70-1.10 (3H, br, —(CH₂)₇CH₃), 1.10-1.70 (12H, m, —CH₂(CH₂)₆CH₃), 1.33 (9H, s, —(CH₃)₃), 2.02, 2.21 (6H, s×2, CH₃×2), 2.80-3.30 (4H, m, Indoline C₃—H, >NCH₂—), 3.50-3.80 (2H, br-t, Indoline C₂—H), 3.64 (2H, s, CH₂CO₂H), 6.00-7.00 (1H, br, HNO₃), 9.03 (2H, br, >NH, —CO₂H).

EXAMPLE 8

N-(1-Octyl-5-carboxymethyl-4,6-dimethylindolin-7-yl)-2,2-dimethylpropanamide.sodium Salt

N-(1-Octyl-5-ethoxycarbonylmethyl-4,6-dimethylindolin-7-yl)-2,2-dimethylpropanamide (3.5 g) was dissolved in EtOH (50 ml) and a solution of NaOH (1.6 g) in water (20 ml) was added, which was followed by stirring at 60° C. for 1 hr. EtOH was evaporated under reduced pressure. The residue was dissolved in water (20 ml) and the mixture was adsorbed onto DIA ION® HP-21 (70 ml). After washing with water, the mixture was eluted with 50% aqueous methanol. The objective fraction was concentrated under reduced pressure. The residue was freeze-dried to give 1.0 g of the title-compound.

IR (Nujol)cm⁻¹: 1630, 1605.

¹H-NMR (CDCl₃) δ:

0.70–1.10 (3H, br, —(CH₂)₇CH₃), 1.10–1.70 (12H, m, —CH₂(CH₂)₆CH₃), 1.38 (9H, s, —C(CH₃)₃), 1.93, 2.08 (6H, s×2, —CH₃×2), 2.70–3.20 (4H, m, Indoline C₃—H, >NCH₂—), 3.30–3.40 (2H, br-t, Indoline C₂—H), 3.15 (2H, s, —CH₂CO₂Na), 8.54 (1H, br, >NH).

EXAMPLE 9

N-[(1-Octyl-3-(2-hydroxyethyl)-4,6-dimethylindolin-7-yl)]-2,2-dimethylpropanamide

(1) 4,6-Dimethylindole (130 g) was dissolved in Et₂O (130 ml), and oxalyl chloride (23.0 g) was dropwise added at 0° C. The mixture was stirred at room temperature for 5 hr, and Et₂O was evaporated under reduced pressure. EtOH (200 ml) was added to the residue and the mixture was stirred at room temperature for 15 hr. EtOH was evaporated under reduced pressure. The residue was dissolved in CHCl₃ (200 ml). After washing with water, the mixture was dried over anhydrous sodium sulfate. CHCl₃ was evaporated under reduced pressure. The obtained residue was added to a suspension of LiAlH₄ (17.0 g) in Et₂O (200 ml), which was followed by refluxing for 2 hr. The reaction mixture was poured into ice water and extracted with AcOEt (200 ml). The AcOEt layer was washed with water and dried over anhydrous sodium sulfate. AcOEt was evaporated under reduced pressure. The residue was purified by silica gel column chromatography (eluent: CHCl₃/MeOH=50/1–10/1) to give 13.0 g of 3-(2-hydroxyethyl)-4,6-dimethylindole.

IR (Nujol)cm⁻¹: 1456, 1377.

¹H-NMR (CDCl₃) δ:

2.39, 2.63 (6H, s×2, —CH₃×2), 3.13 (2H, t, J=7.0 Hz, —CH₂CH₂OH), 3.86 (2H, t, J=7.0 Hz, —CH₂CH₂OH), 6.69 (1H, s, Indole C₅—H), 6.91 (2H, m, Indole C₂—H, C₇—H), 6.92 (1H, br, —OH), 7.90 (1H, br, >NH).

(2) 3-(2-Hydroxyethyl)-4,6-dimethylindole (13.0 g) was dissolved in AcOH (100 ml) and NaBH₃CN (8.7 g) was added by portions under ice-cooling. After stirring at the same temperature for 1 hr, the reaction mixture was poured into ice water and neutralized with aqueous NaOH. The mixture was extracted with CHCl₃ (200 ml). The CHCl₃ layer was washed with water and dried over anhydrous sodium sulfate. CHCl₃ was evaporated under reduced pressure. The residue was dissolved in benzene (100 ml), and Ac₂O (15 g) and Et₃N (8.3 g) were added, which was followed by stirring at room temperature for 1 hr. AcOEt (200 ml) was added and the mixture was washed successively with saturated aqueous solution of sodium hydrogencarbonate, 5% aqueous citric acid and

saturated brine, and dried over anhydrous sodium sulfate.

The solvent was evaporated under reduced pressure. The residue was purified by silica gel column chromatography (eluent: CHCl₃/MeOH=50/1–10/1) to give 13.0 g of 1-acetyl-3-(2-acetoxyethyl)-4,6-dimethylindoline.

IR (Nujol)cm⁻¹: 1652, 1460.

¹H-NMR (CDCl₃) δ:

1.60–2.20 (2H, m, —CH₂CH₂O—), 2.04 (3H, s, —OCOCH₃), 2.24 (3H, s, >NCOCH₃), 2.24, 2.30 (6H, s×2, —CH₃×2), 3.34 (1H, m, Indoline C₃—H), 3.94 (2H, m, Indoline C₂—H), 4.12 (2H, t, J=7.1 Hz, —CH₂CH₂O—), 6.67 (1H, s, Indoline C₅—H), 7.90 (1H, s, Indoline C₇—H).

(3) 1-Acetyl-3-(2-acetoxyethyl)-4,6-dimethylindoline (2.0 g) was dissolved in AcOH (40 ml) and Br₂ (1.9 g) was added, which was followed by stirring at room temperature for 30 min. The reaction mixture was poured into ice water and precipitate was collected by filtration. The precipitate was dissolved in CHCl₃, and the mixture was washed with water and dried over anhydrous sodium sulfate. CHCl₃ was evaporated under reduced pressure. The residue was purified by silica gel column chromatography (eluent: CHCl₃/MeOH=50/1–10/1) to give 2.7 g of crude crystals of 1-acetyl-3-(2-acetoxyethyl)-5-bromo-4,6-dimethylindoline. The crude crystals were added by portions to a mixture of nitric acid (0.47 ml), AcOH (10 ml) and conc. hydrochloric acid (10 ml) under ice-cooling, and the mixture was stirred at the same temperature for 4 hr. The reaction mixture was poured into ice water and precipitate was collected by filtration. The precipitate was dissolved in CHCl₃. After washing with water, the mixture was dried over anhydrous sodium sulfate and CHCl₃ was evaporated under reduced pressure. The residue was purified by silica gel column chromatography (eluent: CHCl₃/MeOH=50/1–10/1) to give 1.4 g of 1-acetyl-3-(2-acetoxyethyl)-5-bromo-4,6-dimethyl-7-nitroindoline.

¹H-NMR (DMSO-d₆) δ:

1.60–2.20 (2H, m, —CH₂CH₂O—), 1.99 (3H, s, —OCOCH₃), 2.21 (3H, s, >NCOCH₃), 2.38 (6H, s, —CH₃×2), 3.40 (1H, m, Indoline C₃—H), 4.11 (2H, t, J=7.0 Hz, —CH₂CH₂O—), 4.14 (2H, d, J=8.5 Hz, Indoline C₂—H).

(4) 1-Acetyl-3-(2-acetoxyethyl)-5-bromo-4,6-dimethyl-7-nitroindoline (1.4 g) was dissolved in benzene (20 ml) and 5% Pd-C (500 mg) was added, which was followed by catalytic hydrogenation at room temperature under atmospheric pressure. Pd-C was filtered off and benzene was evaporated under reduced pressure. The residue was dissolved in CHCl₃ (50 ml) and the mixture was washed successively with saturated aqueous solution of sodium hydrogencarbonate and saturated brine, and dried over anhydrous sodium sulfate. Pivaloyl chloride (440 mg) and Et₃N (448 mg) were added to the obtained solution and the mixture was stirred at room temperature for 30 min. The mixture was washed successively with 5% aqueous citric acid and saturated brine, and dried over anhydrous sodium sulfate. CHCl₃ was evaporated under reduced pressure. The residue was purified by silica gel column chromatography (eluent: CHCl₃/MeOH=50/1–10/1) to give 1.0 g of N-[1-acetyl-3-(2-acetoxyethyl)-4,6-dimethylindolin-7-yl]-2,2-dimethylpropanamide.

IR (Nujol)cm⁻¹: 1730, 1649.

¹H-NMR (CDCl₃) δ:

1.27 (9H, s, —C(CH₃)₃), 1.60–2.20 (2H, m, —CH₂CH₂O—), 2.06 (3H, s, —OCOCH₃), 2.17, 2.22 (6H, s, —CH₃×2), 2.30 (3H, s, >NCOCH₃), 3.10 (1H, m, Indoline C₃—H), 4.03 (2H, d, J=8.5 Hz, Indoline C₂—H), 4.14 (1H, t, J=7.0 Hz, —CH₂CH₂O—), 6.88 (1H, s, Indoline C₅—H), 9.00 (1H, br, >NH)

(5) N-[1-Acetyl-3-(2-acetoxyethyl)-4,6-dimethylindolin-7-yl]-2,2-dimethylpropanamide (4.0 g) was dissolved in EtOH (40 ml) and a solution of NaOH (2.2 g) in water (10 ml) was added, which was followed by stirring at 60° C. for 10 hr. EtOH was evaporated under reduced pressure, and CHCl₃ (100 ml) was added. After washing with water, the mixture was dried over anhydrous sodium sulfate, and CHCl₃ was evaporated under reduced pressure. The residue was purified by silica gel column chromatography (eluent: CHCl₃/MeOH=50/1-10/1) to give 1.6 g of N-[3-(2-hydroxyethyl)-4,6-dimethylindolin-7-yl]-2,2-dimethylpropanamide.

¹H-NMR (CDCl₃) δ:

1.34 (9H, s, —C(CH₃)₃), 1.60-2.20 (2H, m, —CH₂CH₂OH), 2.17, 2.19 (6H, s×2, —CH₃×2), 3.20-3.80 (7H, m, Indoline C₂-H, C₃-H, >NH, —CH₂CH₂OH), 6.45 (1H, s, Indoline C₅-H), 7.20 (1H, br, —CONH—).

(6) N-[3-(2-Hydroxyethyl)-4,6-dimethylindolin-7-yl]-2,2-dimethylpropanamide (1.6 g) was dissolved in DMF (15 ml) and 1-iodooctane (3.9 g) and K₂CO₃ (2.3 g) were added, which was followed by stirring at 70° C. for 10 hr. AcOEt (200 ml) was added, and the mixture was washed with water and dried over anhydrous sodium sulfate. AcOEt was evaporated under reduced pressure. The residue was purified by silica gel column chromatography (eluent: benzene/AcOEt=5/1-1/2) to give 300 mg of the title compound.

IR (Nujol)cm⁻¹: 1645, 1600.

¹H-NMR (CDCl₃) δ:

0.70-1.00 (3H, br-t, —(CH₂)₆CH₃), 1.33 (9H, s, —(CH₃)₃), 1.00-2.00 (14H, m, —(CH₂)₆CH₃, —CH₂CH₂OH), 2.07, 2.16 (6H, s×2, —CH₃×2), 2.60-3.60 (8H, m, Indoline C₂-H, C₃-H, >NCH₂—, —CH₂OH), 6.44 (1H, s, Indoline C₅-H), 6.78 (1H, br, —CONH—).

EXAMPLE 10

N-[(1-Octyl-3-(2-methoxycarbonylethyl)-4,6-dimethylindolin-7-yl)]-2,2-dimethylpropanamide

(1) 1-Acetyl-3-(2-acetoxyethyl)-4,6-dimethylindoline (2.0 g) was dissolved in a mixture of CHCl₃/MeOH=1/1 (25 ml), and a solution of NaOH (1.5 g) in water (5 ml) was added, which was followed by stirring at room temperature for 1 hr. The solvent was evaporated under reduced pressure. CHCl₃ (100 ml) was added, and the mixture was washed with water and dried over anhydrous sodium sulfate. CHCl₃ was evaporated under reduced pressure. The residue was purified by silica gel column chromatography (eluent: CHCl₃/MeOH=50/1-10/1) to give 1.2 g of 1-acetyl-3-(2-hydroxyethyl)-4,6-dimethylindoline.

¹H-NMR (CDCl₃) δ:

1.60-2.00 (3H, m, —CH₂CH₂OH), 2.26, 2.30, 2.39 (9H, s×3, —CH₃×2, >NCOCH₃), 3.50 (1H, m, Indoline C₃-H), 3.77 (2H, t, J=7.0 Hz, —CH₂CH₂OH), 3.97 (2H, m, Indoline C₂-H), 6.67 (1H, s, Indoline C₅-H), 7.89 (1H, s, Indoline C₇-H).

(2) 1-Acetyl-3-(2-hydroxyethyl)-4,6-dimethylindoline (7.0 g) and CBr₄ (9.9 g) were dissolved in CH₃CN (70 ml), and Ph₃P (9.4 g) was added, which was followed by stirring at room temperature for 30 min. CH₃CN was evaporated under reduced pressure. AcOEt (100 ml) was added, and the mixture was washed with water and dried over anhydrous sodium sulfate. AcOEt was evaporated under reduced pressure. The residue was purified by silica gel column chromatography (eluent: benzene/AcOEt=50/1-10/1) to give 5.4 g of 1-acetyl-3-(2-bromoethyl)-4,6-dimethylindoline.

IR (Nujol)cm⁻¹: 1650, 1460.

¹H-NMR (CDCl₃) δ:

1.80-2.20 (2H, m, —CH₂CH₂Br), 2.23, 2.26, 2.30 (9H, s×3, —CH₃×2, >NCOCH₃), 3.42 (2H, t, J=7.0 Hz, —CH₂CH₂Br), 3.20-3.60 (1H, m, Indoline C₃-H), 4.00 (2H, m, Indoline C₂-H), 6.68 (1H, s, Indoline C₅-H), 7.89 (1H, s, Indoline C₇-H).

(3) 1-Acetyl-3-(2-bromoethyl)-4,6-dimethylindoline (5.4 g), NaCN (3.7 g) and 18-crown-6 (480 mg) were suspended in CH₃CN (50 ml), and the suspension was refluxed for 15 hr. CH₃CN was evaporated under reduced pressure. CHCl₃ (100 ml) was added, and the mixture was washed with water and dried over anhydrous sodium sulfate. CHCl₃ was evaporated under reduced pressure. The residue was purified by silica gel column chromatography (eluent: CHCl₃/MeOH=50/1-10/1) to give 4.5 g of 1-acetyl-3-(2-cyanoethyl)-4,6-dimethylindoline.

IR (Nujol)cm⁻¹: 2364, 1647.

¹H-NMR (CDCl₃) δ:

1.70-2.20 (2H, m, —CH₂CH₂CN), 2.26, 2.31 (9H, s×3, —CH₃×2, >NCOCH₃), 2.20-2.40 (2H, m, —CH₂CH₂CN), 3.44 (1H, m, Indoline C₃-H), 3.70-4.20 (2H, m, Indoline C₂-H), 6.69 (1H, s, Indoline C₅-H), 7.90 (1H, s, Indoline C₇-H).

(4) 1-Acetyl-3-(2-cyanoethyl)-4,6-dimethylindoline (4.5 g) was dissolved in EtOH (150 ml), and a solution of KOH (10.4 g) in water (50 ml) was added, which was followed by refluxing for 15 hr. EtOH was evaporated under reduced pressure, and the aqueous layer was adjusted to weak acidic with 6N hydrochloric acid and extracted with CHCl₃ (100 ml). The CHCl₃ layer was washed with water and dried over anhydrous sodium sulfate. CHCl₃ was evaporated under reduced pressure. The residue was dissolved in CHCl₃ (20 ml) and Ac₂O (1.9 g) was added, which was followed by stirring at room temperature for 1 hr. CHCl₃ (100 ml) was added, and the mixture was washed with water and dried over anhydrous sodium sulfate. CHCl₃ was evaporated under reduced pressure. The residue was purified by silica gel column chromatography (eluent: CHCl₃/MeOH=50/1-10/1) to give 3.4 g of 1-acetyl-3-(2-carboxyethyl)-4,6-dimethylindoline.

¹H-NMR (CDCl₃) δ:

1.60-2.20 (2H, m, —CH₂CH₂CO₂H), 2.26, 2.29 (9H, s×3, —CH₃×2, >NCOCH₃), 2.20-2.40 (2H, m, —CH₂CH₂CO₂H), 3.37 (1H, m, Indoline C₃-H), 3.80-4.10 (2H, m, Indoline C₂-H), 6.68 (1H, s, Indoline C₅-H), 7.50 (1H, br, —CO₂H), 7.88 (1H, s, Indoline C₇-H).

(5) 1-Acetyl-3-(2-carboxyethyl)-4,6-dimethylindoline (3.4 g) was dissolved in EtOH (50 ml) and 10N HCl-EtOH (3.9 ml) was added, which was followed by refluxing for 30 min. EtOH was evaporated under reduced pressure and AcOEt (100 ml) was added. After washing with water, the mixture was dried over anhydrous sodium sulfate. AcOEt was evaporated under reduced pressure. The residue was purified by silica gel column chromatography (eluent: CHCl₃/MeOH=50/1-10/1) to give 3.3 g of 1-acetyl-3-(2-ethoxycarbonylethyl)-4,6-dimethylindoline.

¹H-NMR (CDCl₃) δ:

1.24 (3H, t, J=7.1 Hz, —CH₂CH₃), 1.60-2.20 (2H, m, —CH₂CH₂CO₂—), 2.22, 2.27, 2.30 (9H, s×3, —CH₃×2, >NCOCH₃), 2.00, 2.20 (2H, m, —CH₂CH₂CO₂—), 3.10-3.30 (1H, m, Indoline C₃-H), 3.90 (2H, m, Indoline C₂-H), 4.10 (2H, q, J=7.1 Hz, —CH₂CH₃), 6.76 (1H, s, Indoline C₅-H), 7.90 (1H, s, Indoline C₇-H).

(6) 1-Acetyl-3-(2-ethoxycarbonylethyl)-4,6-dimethylindoline (3.3 g) was dissolved in AcOH (30 ml)

and Br₂ (0.93 ml) was added, which was followed by stirring for 30 min. The reaction mixture was poured into ice water and precipitated crude crystals were collected by filtration. The obtained crystals were dissolved in CHCl₃ (100 ml). After washing with water, the mixture was dried over anhydrous sodium sulfate. CHCl₃ was evaporated under reduced pressure. The residue was purified by silica gel column chromatography (eluent: CHCl₃/MeOH=50/1-10/1) to give 3.0 g of 1-acetyl-5-bromo-3-(2-ethoxycarbonylethyl)-4,6-dimethylindoline.

IR (Nujol)cm⁻¹: 1729, 1641.

¹H-NMR (CDCl₃) δ:

1.24 (3H, t, J=7.1 Hz, —CH₂CH₃), 1.60-2.20 (2H, m, —CH₂CH₂CO₂—), 2.00-2.20 (2H, m, —CH₂CH₂CO₂—), 2.21 (3H, s, >NCOCH₃), 2.36, 2.39 (6H, s×2, —CH₃×2), 3.10-3.60 (1H, m, Indoline C₃—H), 3.90 (2H, m, Indoline C₂—H), 4.10 (2H, q, J=7.1 Hz, —CH₂CH₃), 8.08 (1H, s, Indoline C₇—H).

(7) To a mixture of AcOH (10 ml), conc. sulfuric acid (10 ml) and nitric acid (0.55 ml) was added by portions 1-acetyl-5-bromo-3-(2-ethoxycarbonylethyl)-4,6-dimethylindoline (3.0 g) at 0° C., and the mixture was stirred at the same temperature for 5 hr. The reaction mixture was poured into ice water and extracted with CHCl₃ (100 ml). After washing with water, the mixture was dried over anhydrous sodium sulfate. CHCl₃ was evaporated under reduced pressure. The residue was purified by silica gel column chromatography (eluent: CHCl₃/MeOH=50/1-10/1) to give 2.7 g of 1-acetyl-5-bromo-3-(2-ethoxycarbonylethyl)-4,6-dimethyl-7-nitroindoline.

¹H-NMR (CDCl₃) δ:

1.26 (3H, t, J=7.1 Hz, —CH₂CH₃), 1.60-2.20 (2H, m, —CH₂CH₂CO₂—), 2.00-2.20 (2H, m, —CH₂CH₂CO₂—), 2.23 (3H, s, >NCOCH₃), 2.44, 2.47 (6H, s×2, —CH₃×2), 3.10-3.60 (1H, m, Indoline C₃—H), 4.00 (2H, m, Indoline C₂—H), 4.10 (2H, q, J=7.1 Hz, —CH₂CH₃).

(8) 1-Acetyl-5-bromo-3-(2-ethoxycarbonylethyl)-4,6-dimethyl-7-nitroindoline (2.7 g) was dissolved in benzene (100 ml), and 5% Pd-C (500 mg) was added, which was followed by catalytic hydrogenation at room temperature under atmospheric pressure. PdC was filtered off and benzene was evaporated under reduced pressure. CHCl₃ (100 ml) was added to the residue, and the mixture was washed successively with saturated aqueous solution of sodium hydrogencarbonate and saturated brine and dried over anhydrous sodium sulfate. CHCl₃ was evaporated under reduced pressure. The residue was dissolved in CHCl₃ (20 ml) and pivaloyl chloride (790 mg) and Et₃N (80 mg) were added, which was followed by stirring at room temperature for 30 min. CHCl₃ (100 ml) was added, and the mixture was washed successively with 5% aqueous citric acid and saturated brine and dried over anhydrous sodium sulfate. CHCl₃ was evaporated under reduced pressure. The residue was purified by silica gel column chromatography (eluent: CHCl₃/MeOH=50/1-10/1) to give 2.6 g of N-[1-acetyl-3-(2-ethoxycarbonylethyl)-4,6-dimethylindolin-7-yl]-2,2-dimethylpropanamide.

¹H-NMR (CDCl₃) δ:

1.25 (9H, s, —C(CH₃)₃), 1.26 (3H, t, J=7.1 Hz, —CH₂CH₃), 1.60-2.20 (2H, m, —CH₂CH₂CO₂—), 2.00-2.20 (2H, m, —CH₂CH₂CO₂—), 2.17, 2.20, 2.27 (9H, s×3, —CH₃×2, >NCOCH₃), 3.00-3.20 (1H, m, Indoline C₃—H), 3.90 (2H, m, Indoline C₂—H), 4.10 (2H, q, J=7.1 Hz, —CH₂CH₃), 6.88 (1H, s, Indoline C₅—H), 9.00 (1H, br, —CONH—).

(9) N-[1-Acetyl-3-(2-ethoxycarbonylethyl)-4,6-dimethylindolin-7-yl]-2,2-dimethylpropanamide (2.6 g)

was dissolved in EtOH (40 ml), and a solution of KOH (1.3 g) in water (10 ml) was added, which was followed by refluxing for 20 hr. EtOH was evaporated under reduced pressure, and the mixture was adjusted to pH 5 with 2N hydrochloric acid and extracted with CHCl₃ (100 ml). The CHCl₃ layer was washed with water and dried over anhydrous sodium sulfate. CHCl₃ was evaporated under reduced pressure to give 1.5 g of N-[3-(2-carboxyethyl)-4,6-dimethylindolin-7-yl]-2,2-dimethylpropanamide.

¹H-NMR (CDCl₃) δ:

1.33 (9H, s, —C(CH₃)₃), 1.60-2.20 (2H, m, —CH₂CH₂CO₂H), 2.14, 2.26 (6H, s×3, —CH₃×2), 2.20-2.40 (2H, m, —CH₂CH₂CO₂H), 3.10-3.80 (3H, m, Indoline C₂—H, C₃—H), 6.44 (1H, s, Indoline C₅—H), 6.74 (2H, br, —CO₂H, >NH).

(10) N-[3-(2-Carboxyethyl)-4,6-dimethylindolin-7-yl]-2,2-dimethylpropanamide (1.5 g) was dissolved in AcOEt (10 ml) and a solution of CH₂N₂ in ether was added. AcOEt (100 ml) was added, and after washing with water, the mixture was dried over anhydrous sodium sulfate. AcOEt was evaporated under reduced pressure. The residue was purified by silica gel column chromatography (eluent: CHCl₃/MeOH=50/1-10/1) to give 1.0 g of N-[3-(2-methoxycarbonylethyl)-4,6-dimethylindolin-7-yl]-2,2-dimethylpropanamide.

¹H-NMR (CDCl₃) δ:

1.34 (9H, s, —C(CH₃)₃), 1.60-2.20 (2H, m, —CH₂CH₂CO₂—), 2.15, 2.23 (6H, s×2, —CH₃×2), 2.20-2.40 (2H, m, —CH₂CH₂CO₂CH₃), 3.10-3.80 (3H, m, Indoline C₂—H, C₃—H), 3.64 (2H, s, —CO₂CH₃), 6.40 (1H, s, Indoline C₅—H), 7.05 (1H, br, >NH).

(11) N-[3-(2-Methoxycarbonylethyl)-4,6-dimethylindolin-7-yl]-2,2-dimethylpropanamide (1.0 g) was dissolved in DMF (10 ml) and 1-iodooctane (1.44 g) and K₂CO₃ (830 mg) were added, which was followed by stirring at 40° C. for 10 hr. AcOEt (100 ml) was added, and after washing with water, the mixture was dried over anhydrous sodium sulfate. AcOEt was evaporated under reduced pressure. The residue was purified by silica gel column chromatography (eluent: benzene/AcOEt=20/1-5/1) to give 1.1 g of the title compound.

IR (Nujol) cm⁻¹: 1730, 1620.

¹H-NMR (CDCl₃) δ:

0.70-1.00 (3H, br-t, —(CH₂)₆CH₃), 1.32 (9H, s, —C(CH₃)₃), 1.00-1.60 (12H, m, —(CH₂)₆CH₃), 1.60-2.20 (2H, m, —CH₂CH₂CO₂—), 2.05, 2.18 (6H, s×2, —CH₃×2), 2.20-2.40 (2H, m, —CH₂CH₂CO₂CH₃), 3.10-3.80 (5H, m, Indoline C₂—H, C₃—H, >NCH₂—), 3.64 (3H, s, —CO₂CH₃), 6.38 (1H, s, Indoline C₅—H), 6.70 (1H, br, —CONH—).

EXAMPLE 11

N-[(1-Octyl-3-(2-carboxyethyl)-4,6-dimethylindolin-7-yl)]-2,2-dimethylpropanamide

N-[(1-Octyl-3-(2-methoxycarbonylethyl)-4,6-dimethylindolin-7-yl)]-2,2-dimethylpropanamide (1.1 g) was dissolved in EtOH (10 ml) and a solution of NaOH (494 mg) in water (3 ml) was added, which was followed by stirring at room temperature for 30 min. EtOH was evaporated under reduced pressure and CHCl₃ (50 ml) was added. After washing successively with 5% aqueous citric acid and saturated brine, the mixture was dried over anhydrous sodium sulfate. CHCl₃ was evaporated under reduced pressure. The residue was purified by silica gel column chromatography (eluent: CHCl₃/MeOH=50/1-10/1) to give 800 mg of the title compound.

IR (Nujol) cm^{-1} : 1700, 1680.

$^1\text{H-NMR}$ (CDCl_3) δ :

0.70–1.00 (3H, br-t, $-(\text{CH}_2)_7\text{CH}_3$), 1.38 (9H, s, $-\text{C}(\text{CH}_3)_3$), 1.00–1.60 (12H, m, $-(\text{CH}_2)_6\text{CH}_3$), 1.60–2.20 (2H, m, $-\text{CH}_2\text{CH}_2\text{CO}_2\text{H}$), 2.07, 2.16 (6H, s \times 2, $-\text{CH}_3\times$ 2), 2.20–2.40 (2H, m, $\text{CH}_2\text{CH}_2\text{CO}_2\text{H}$), 3.10–3.80 (3H, m, Indoline C_2-H , C_3-H), 3.27 (2H, br-t, $>\text{NCH}_2-$), 6.45 (1H, s, Indoline C_5-H), 7.20 (1H, br, $-\text{CONH}-$), 7.60 (1H, br, $-\text{CO}_2\text{H}$).

EXAMPLE 12

N-(1-Octyl-5-carboxymethyl-4,6-dimethylindol-7-yl)-2,2-dimethylpropanamide

(1) N-(5-ethoxycarbonylmethyl-4,6-dimethylindolin-7-yl)-2,2-dimethylpropanamide (1.0 g) was dissolved in xylene (75 ml), and 10% Pd-C (250 mg) was added, which was followed by refluxing for 1 hr. Pd-C was filtered off and xylene was evaporated under reduced pressure. The residue was purified by silica gel column chromatography (eluent: benzene- CHCl_3) to give 0.9 g of N-(5-ethoxycarbonylmethyl-4,6-dimethylindol-7-yl)-2,2-dimethylpropanamide.

IR (Nujol) cm^{-1} : 1732, 1629.

$^1\text{H-NMR}$ (CDCl_3) δ :

1.23 (3H, t, $J=7.0$ Hz, $-\text{CH}_2\text{CH}_3$), 1.40 (9H, s, $-\text{C}(\text{CH}_3)_3$), 2.32 (3H, s, $-\text{CH}_3$), 2.52 (3H, s, $-\text{CH}_3$), 3.80 (2H, m, $-\text{CH}_2\text{CO}_2-$), 4.13 (2H, q, $J=7.0$ Hz, $-\text{CH}_2\text{CH}_3$), 6.50 (1H, t, $J=2.0$ Hz, Indole C_3-H), 7.11 (1H, t, $J=2.0$ Hz, Indole C_2-H), 7.35 (1H, br, $-\text{CONH}-$), 8.88 (1H, br, $>\text{NH}$).

(2) N-(5-Ethoxycarbonylmethyl-4,6-dimethylindol-7-yl)-2,2-dimethylpropanamide (1.45 g) was dissolved in DMF (10 ml) and NaH (P=60%, 132 mg) was added under a nitrogen atmosphere, which was followed by stirring at room temperature for 1 hr. Then, 1-iodooctane (1.06 g) was added and the mixture was stirred at the same temperature for 2 hr. The reaction mixture was poured into ice water. The mixture was extracted with AcOEt

(100 ml), washed with water and dried over anhydrous sodium sulfate. AcOEt was evaporated under reduced pressure. The residue was purified by silica gel column chromatography (eluent: benzene/AcOEt-1/0–1/1) to give 1.02 g of N-(1-octyl-5-ethoxycarbonylmethyl-4,6-dimethylindol-7-yl)-2,2-dimethylpropanamide.

IR (Nujol) cm^{-1} : 1735, 1651.

$^1\text{H-NMR}$ (CDCl_3) δ :

0.70–1.10 (3H, br-t, $-(\text{CH}_2)_7\text{CH}_3$), 1.10–1.70 (15H, m, $-\text{CH}_2\text{CH}_3$, $-(\text{CH}_2)_6\text{CH}_3$), 1.38 (9H, s, $-\text{C}(\text{CH}_3)_3$), 2.21 (3H, s, $-\text{CH}_3$), 2.47 (3H, s, $-\text{CH}_3$), 3.79 (2H, m, $-\text{CH}_2\text{CO}_2-$), 3.90–4.30 (4H, m, $-\text{CH}_2\text{CH}_3$, $>\text{NCH}_2-$), 6.42 (1H, t, $J=3.5$ Hz, Indole C_3-H), 6.91 (1H, t, $J=3.5$ Hz, Indole C_2-H), 7.12 (1H, br, $-\text{CONH}-$).

(3) N-(1-Octyl-5-ethoxycarbonylmethyl-4,6-dimethylindol-7-yl)-2,2-dimethylpropanamide (3.5 g) was dissolved in EtOH (50 ml), and a solution of NaOH (1.6 g) in water (20 ml) was added, which was followed by stirring at 60° C. for 1 hr. EtOH was evaporated under reduced pressure, and the residue was dissolved in water (20 ml), and washed with AcOEt (10 ml). The aqueous layer was neutralized with 2N HCl and extracted with AcOEt (50 ml). The AcOEt layer was washed successively with saturated brine and dried over anhydrous sodium sulfate. AcOEt was evaporated under reduced pressure to give 2.0 g of the title compound.

IR (Nujol) cm^{-1} : 1705, 1647.

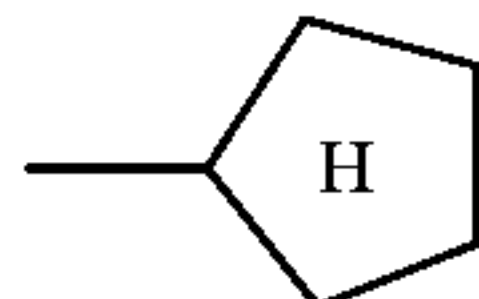
$^1\text{H-NMR}$ (CDCl_3) δ :

0.70–1.10 (3H, br, $-(\text{CH}_2)_7\text{CH}_3$), 1.10–1.70 (12H, m, $-\text{CH}_2(\text{CH}_2)_6\text{CH}_3$), 1.33 (9H, s, $-\text{C}(\text{CH}_3)_3$), 2.10 (3H, s, $-\text{CH}_3$), 2.39 (3H, s, $-\text{CH}_3$), 3.65 (1H, br, $-\text{CO}_2\text{H}$), 4.07 (2H, br-t, $>\text{NCH}_2-$), 4.15 (2H, s, $-\text{CH}_2\text{CO}_2-$), 6.38 (1H, t, $J=3.5$ Hz, Indole C_3-H), 6.89 (1H, t, $J=3.5$ Hz, Indole C_2-H), 7.25 (1H, br, $-\text{CONH}-$).

EXAMPLES 13–119

According to the method as described in any of the above-mentioned Examples 1–12, the compounds of Tables 1–9 were obtained.

TABLE 1

Example	R ¹	R ²	R ³	R ⁷	R ⁶
13	$-\text{CH}_3$	$-\text{CH}_2\text{CO}_2\text{H}$	$-\text{CH}_3$	$-\text{C}(\text{CH}_3)_3$	$-(\text{CH}_2)_4\text{CH}_3$
14	$-\text{CH}_3$	$-\text{CH}_2\text{CO}_2\text{H}$	$-\text{CH}_3$	$-\text{C}(\text{CH}_3)_3$	
15	$-\text{CH}_3$	$-\text{CH}_2\text{CO}_2\text{H}$	$-\text{CH}_3$	$-\text{C}(\text{CH}_3)_3$	$-(\text{CH}_2)_2\text{CH}(\text{CH}_3)_2$
16	$-\text{CH}_3$	$-\text{CH}_2\text{CO}_2\text{H}$	$-\text{CH}_3$	$-\text{C}(\text{CH}_3)_3$	$-\text{CH}_2\text{CH}=\text{C}(\text{CH}_3)_2$
17	$-\text{CH}_3$	$-\text{CH}_2\text{CO}_2\text{H}$	$-\text{CH}_3$	$-\text{C}(\text{CH}_3)_3$	$-(\text{CH}_2)_2\text{OCH}_2\text{CH}_3$
18	$-\text{CH}_3$	$-\text{CH}_2\text{CO}_2\text{H}$	$-\text{CH}_3$	$-\text{C}(\text{CH}_3)_3$	$-(\text{CH}_2)_5\text{CH}_3$

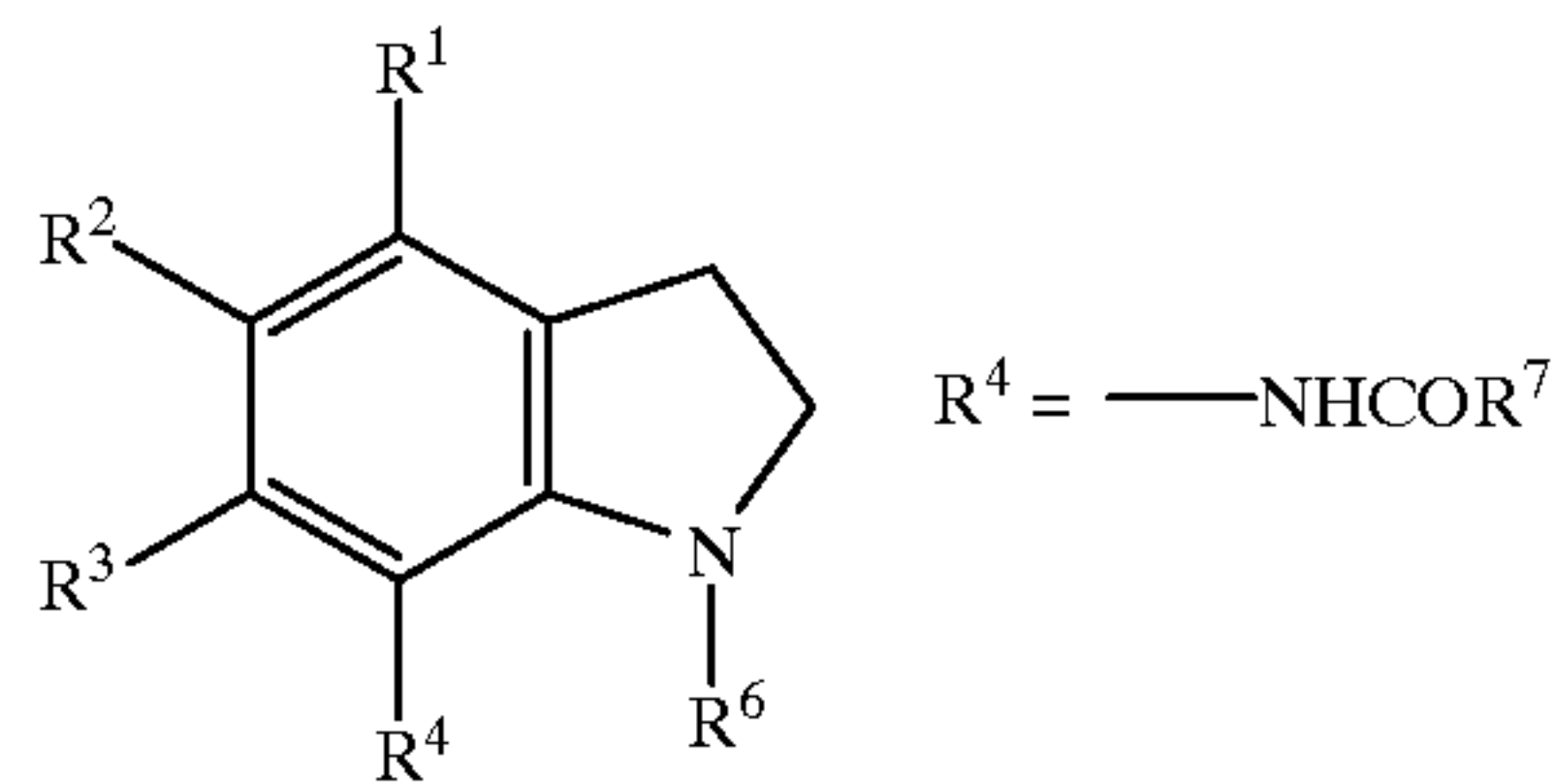
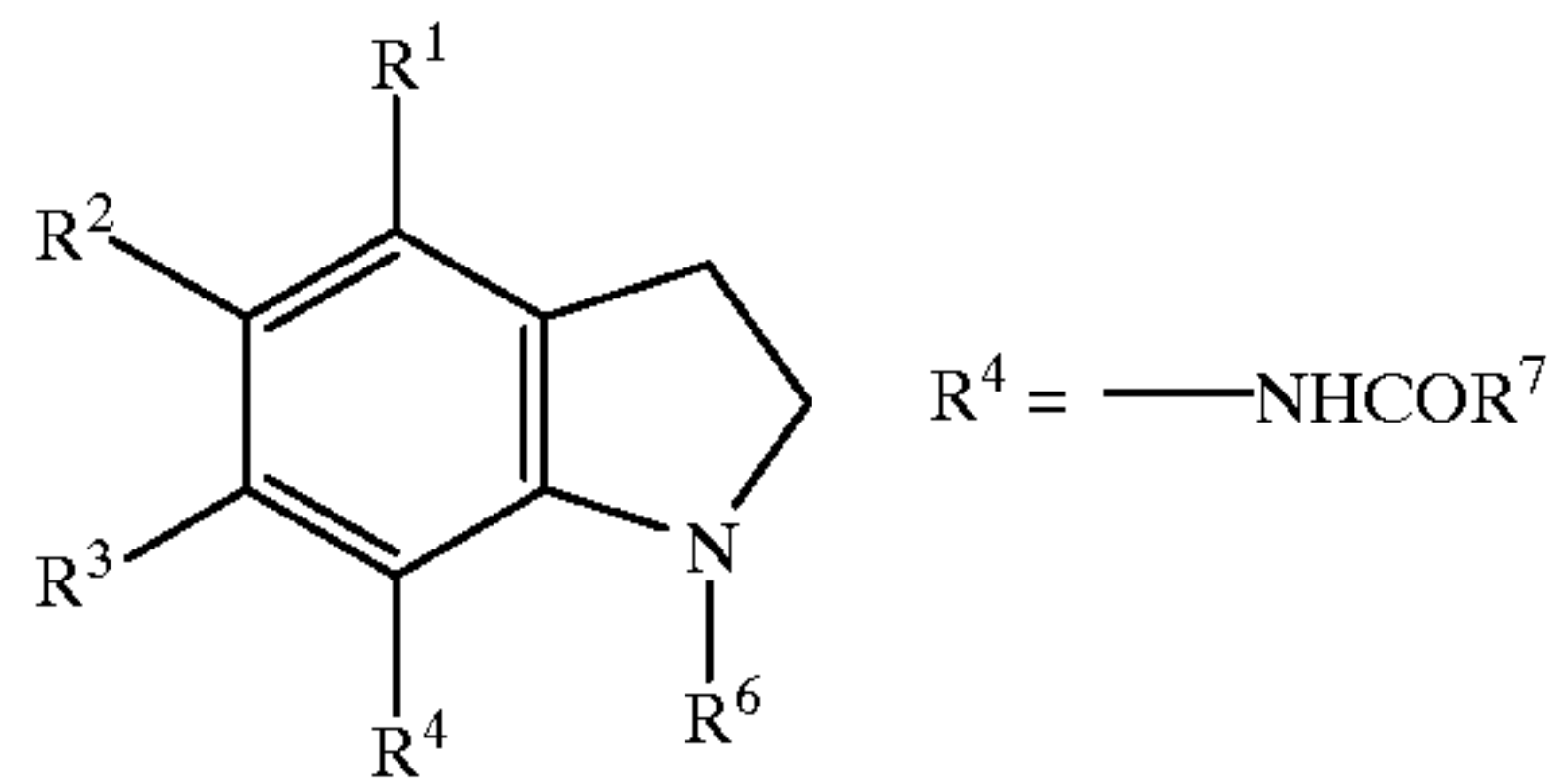


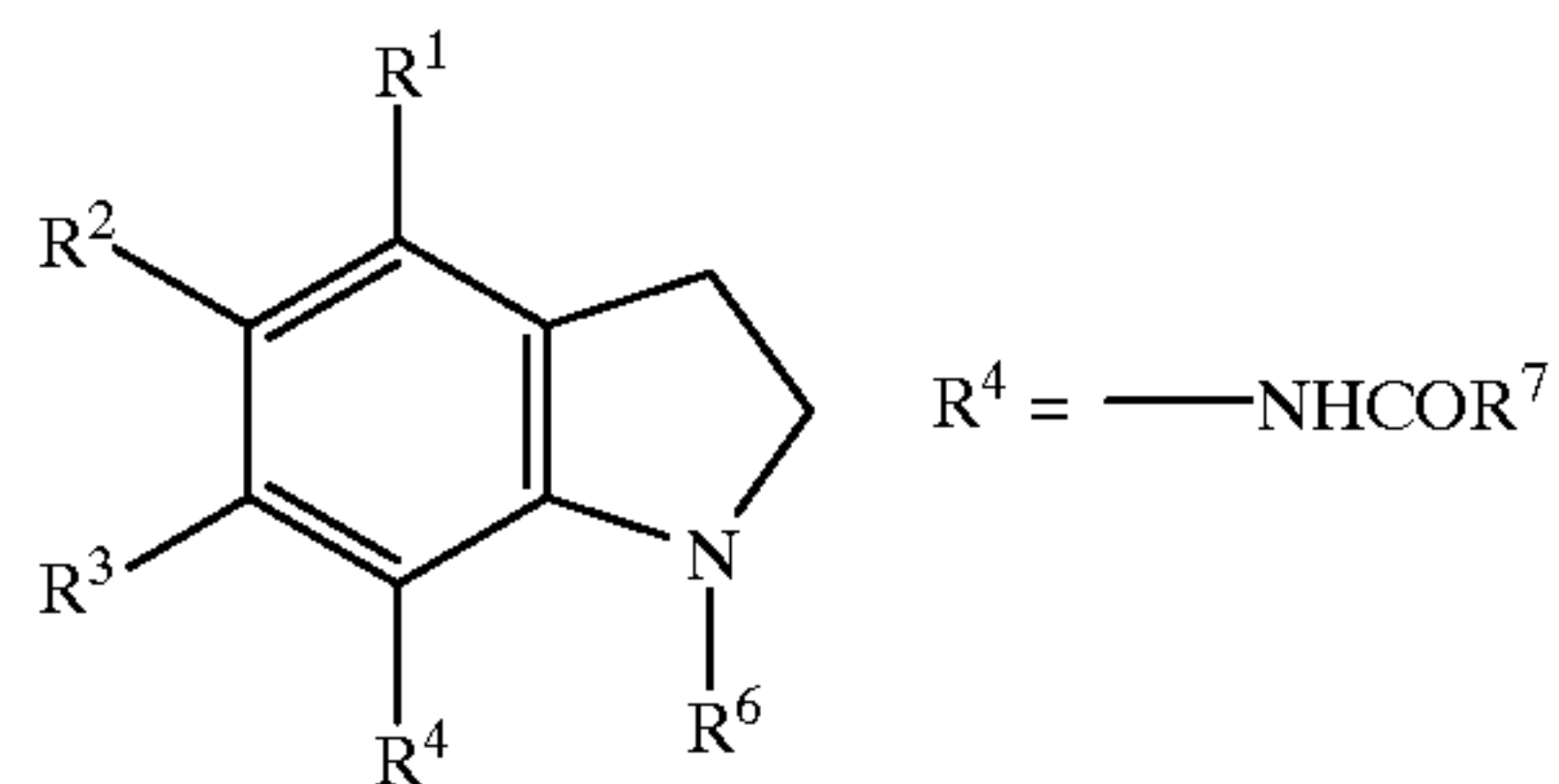
TABLE 1-continued



Example	R ¹	R ²	R ³	R ⁷	R ⁶
19	—CH ₃	—CH ₂ CO ₂ H	—CH ₃	—C(CH ₃) ₃	
20	—CH ₃	—CH ₂ CO ₂ H	—CH ₃	—C(CH ₃) ₃	
21	—CH ₃	—CH ₂ CO ₂ H	—CH ₃	—C(CH ₃) ₃	—(CH ₂) ₃ CH(CH ₃) ₂
22	—CH ₃	—CH ₂ CO ₂ H	—CH ₃	—C(CH ₃) ₃	—CH ₂ CH(CH ₂ CH ₃) ₂
23	—CH ₃	—CH ₂ CO ₂ H	—CH ₃	—C(CH ₃) ₃	—(CH ₂) ₂ O(CH ₂) ₂ CH ₃
24	—CH ₃	—CH ₂ CO ₂ H	—CH ₃	—C(CH ₃) ₃	—(CH ₂) ₆ CH ₃
25	—CH ₃	—CH ₂ CO ₂ H	—CH ₃	—C(CH ₃) ₃	
26	—CH ₃	—CH ₂ CO ₂ H	—CH ₃	—C(CH ₃) ₃	—(CH ₂) ₄ CH(CH ₃) ₂

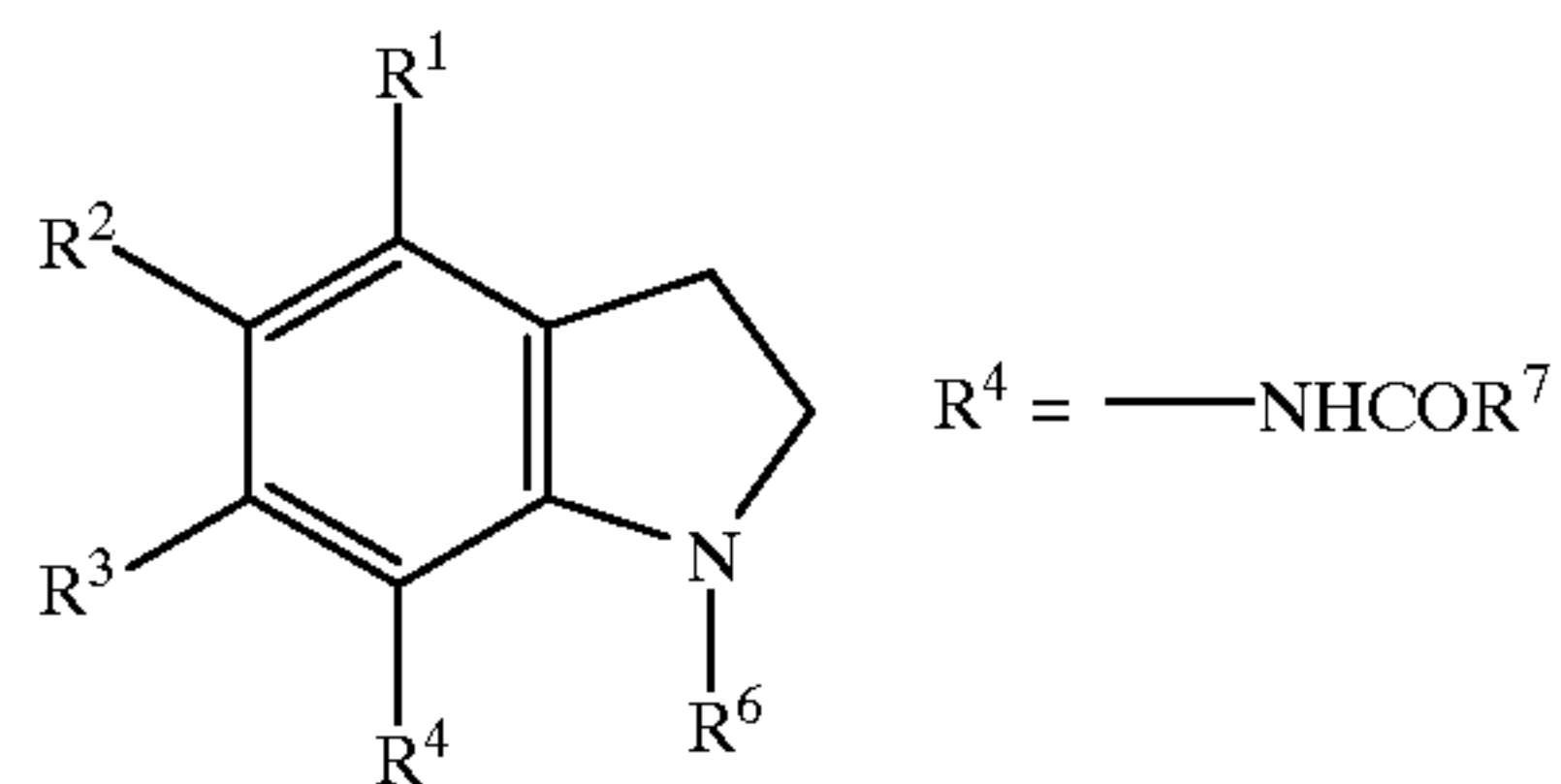
35

TABLE 2



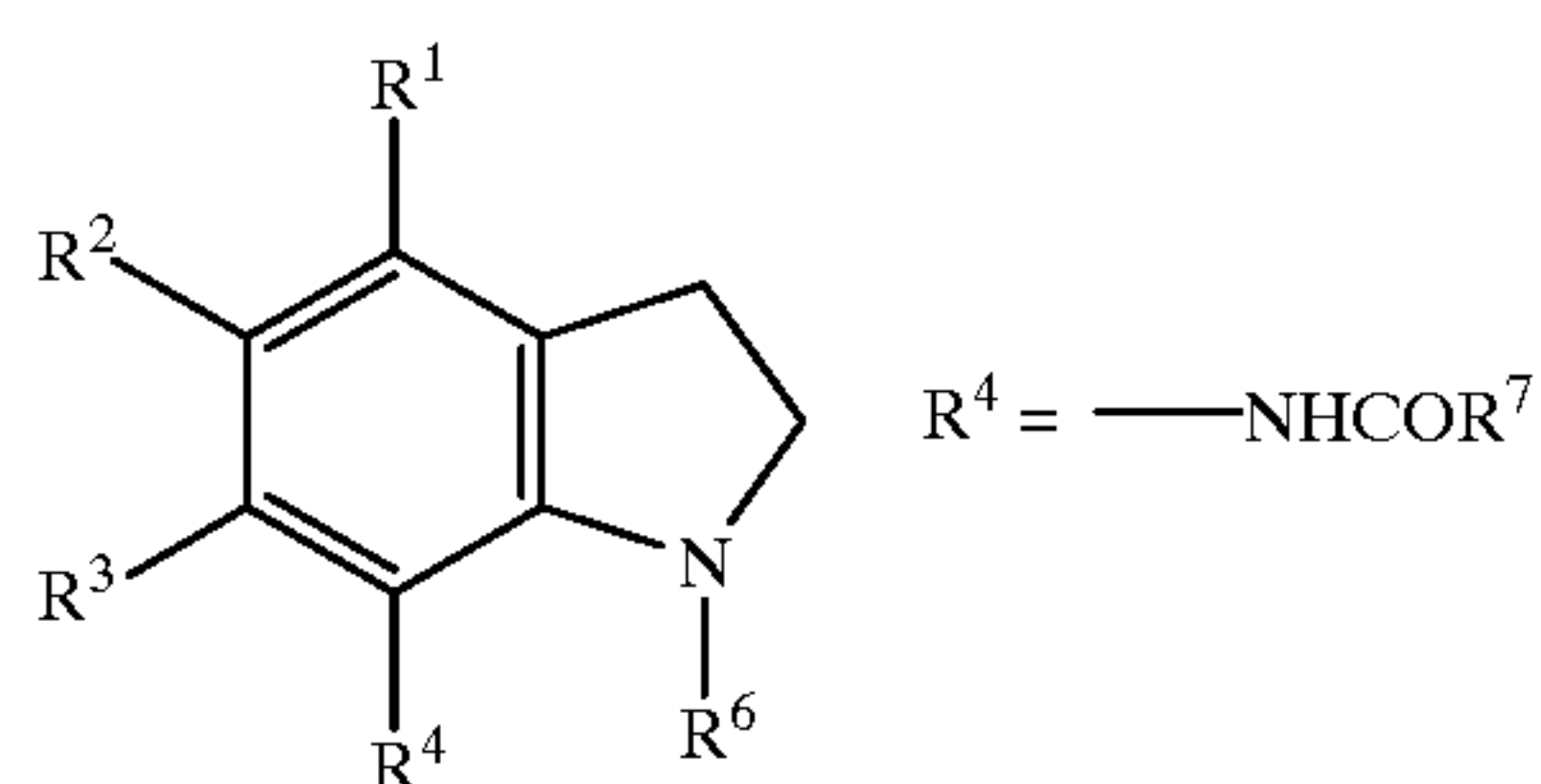
Example	R ¹	R ²	R ³	R ⁷	R ⁶
27	—CH ₃	—CH ₂ CO ₂ H	—CH ₃	—C(CH ₃) ₃	—(CH ₂) ₂ CH(CH ₂ CH ₃) ₂
28	—CH ₃	—CH ₂ CO ₂ H	—CH ₃	—C(CH ₃) ₃	—(CH ₂) ₂ O(CH ₂) ₃ CH ₃
29	—CH ₃	—CH ₂ CO ₂ H	—CH ₃	—C(CH ₃) ₃	
30	—CH ₃	—CH ₂ CO ₂ H	—CH ₃	—C(CH ₃) ₃	⁵⁵ —(CH ₂) ₅ CH(CH ₃) ₂
31	—CH ₃	—CH ₂ CO ₂ H	—CH ₃	—C(CH ₃) ₃	—(CH ₂) ₃ CH(CH ₂ CH ₃) ₂
32	—CH ₃	—CH ₂ CO ₂ H	—CH ₃	—C(CH ₃) ₃	—(CH ₂) ₂ O(CH ₂) ₄ CH ₃
33	—CH ₃	—CH ₂ CO ₂ H	—CH ₃	—C(CH ₃) ₃	—(CH ₂) ₈ CH ₃
34	—CH ₃	—CH ₂ CO ₂ H	—CH ₃	—C(CH ₃) ₃	—(CH ₂) ₆ CH(CH ₃) ₂
35	—CH ₃	—CH ₂ CO ₂ H	—CH ₃	—C(CH ₃) ₃	—(CH ₂) ₄ CH(CH ₂ CH ₃) ₂
36	—CH ₃	—CH ₂ CO ₂ H	—CH ₃	—C(CH ₃) ₃	—(CH ₂) ₉ CH ₃
37	—CH ₃	—CH ₂ CO ₂ H	—CH ₃	—C(CH ₃) ₃	—(CH ₂) ₇ CH(CH ₃) ₂
38	—CH ₃	—CH ₂ CO ₂ H	—CH ₃	—C(CH ₃) ₃	—(CH ₂) ₁₀ CH ₃
39	—CH ₃	—CH ₂ CO ₂ H	—CH ₃	—C(CH ₃) ₃	—(CH ₂) ₈ CH(CH ₃) ₂
40	—CH ₃	—CH ₂ CO ₂ H	—CH ₃	—C(CH ₃) ₃	—(CH ₂) ₁₁ CH ₃
41	—CH ₃	—CH ₂ CO ₂ H	—CH ₃	—C(CH ₃) ₃	—(CH ₂) ₉ CH(CH ₃) ₂

TABLE 3



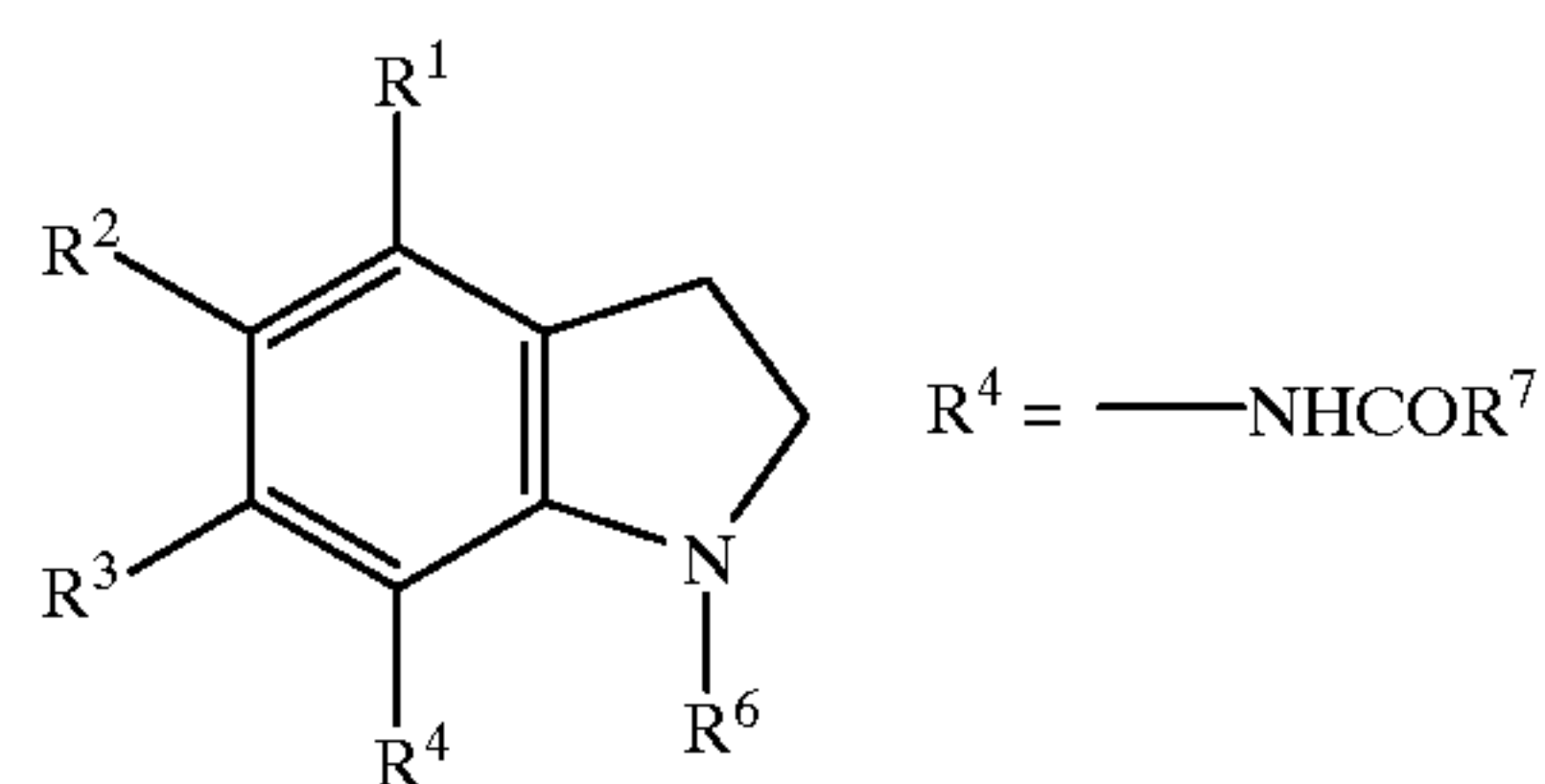
Example	R ¹	R ²	R ³	R ⁷	R ⁶
42	—CH ₃	—CH ₂ CO ₂ H	—CH ₃	—C(CH ₃) ₂ C ₄ H ₉	—(CH ₂) ₅ CH ₃
43	—CH ₃	—CH ₂ CO ₂ H	—CH ₃	—C(CH ₃) ₂ C ₄ H ₉	—(CH ₂) ₆ CH ₃
44	—CH ₃	—CH ₂ CO ₂ H	—CH ₃	—C(CH ₃) ₂ C ₄ H ₉	—(CH ₂) ₇ CH ₃
45	—CH ₃	—CH ₂ CO ₂ H	—CH ₃	—C(CH ₃) ₂ C ₆ H ₁₃	—(CH ₂) ₅ CH ₃
46	—CH ₃	—CH ₂ CO ₂ H	—CH ₃	—C(CH ₃) ₂ C ₆ H ₁₃	—(CH ₂) ₆ CH ₃
47	—CH ₃	—CH ₂ CO ₂ H	—CH ₃	—C(CH ₃) ₂ C ₆ H ₁₃	—(CH ₂) ₇ CH ₃
48	—CH ₃	—CH ₂ CO ₂ H	—CH ₃	—C(CH ₃) ₂ C ₈ H ₁₇	—(CH ₂) ₅ CH ₃
49	—CH ₃	—CH ₂ CO ₂ H	—CH ₃	—C(CH ₃) ₂ C ₈ H ₁₇	—(CH ₂) ₆ CH ₃
50	—CH ₃	—CH ₂ CO ₂ H	—CH ₃	—C(CH ₃) ₂ C ₈ H ₁₇	—(CH ₂) ₇ CH ₃
51	—CH ₂ CH ₃	—CH ₂ CO ₂ H	—CH ₂ CH ₃	—C(CH ₃) ₃	—(CH ₂) ₅ CH ₃
52	—CH ₂ CH ₃	—CH ₂ CO ₂ H	—CH ₂ CH ₃	—C(CH ₃) ₃	—(CH ₂) ₆ CH ₃
53	—CH ₂ CH ₃	—CH ₂ CO ₂ H	—CH ₂ CH ₃	—C(CH ₃) ₃	—(CH ₂) ₇ CH ₃
54	—CH ₂ CH ₃	—CH ₂ CO ₂ H	—CH ₂ CH ₃	—C(CH ₃) ₃	—(CH ₂) ₈ CH ₃
55	—CH ₂ CH ₃	—CH ₂ CO ₂ H	—CH ₂ CH ₃	—C(CH ₃) ₃	—(CH ₂) ₉ CH ₃
56	—OCH ₃	—CH ₂ CO ₂ H	—OCH ₃	—C(CH ₃) ₃	—(CH ₂) ₅ CH ₃
57	—OCH ₃	—CH ₂ CO ₂ H	—OCH ₃	—C(CH ₃) ₃	—(CH ₂) ₆ CH ₃
58	—OCH ₃	—CH ₂ CO ₂ H	—OCH ₃	—C(CH ₃) ₃	—(CH ₂) ₇ CH ₃
59	—OCH ₃	—CH ₂ CO ₂ H	—OCH ₃	—C(CH ₃) ₃	—(CH ₂) ₈ CH ₃
60	—OCH ₃	—CH ₂ CO ₂ H	—OCH ₃	—C(CH ₃) ₃	—(CH ₂) ₉ CH ₃
61	—CH ₃	—CH ₂ OH	—CH ₃	—C(CH ₃) ₃	—(CH ₂) ₅ CH ₃
62	—CH ₃	—CH ₂ OH	—CH ₃	—C(CH ₃) ₃	—(CH ₂) ₆ CH ₃

TABLE 4



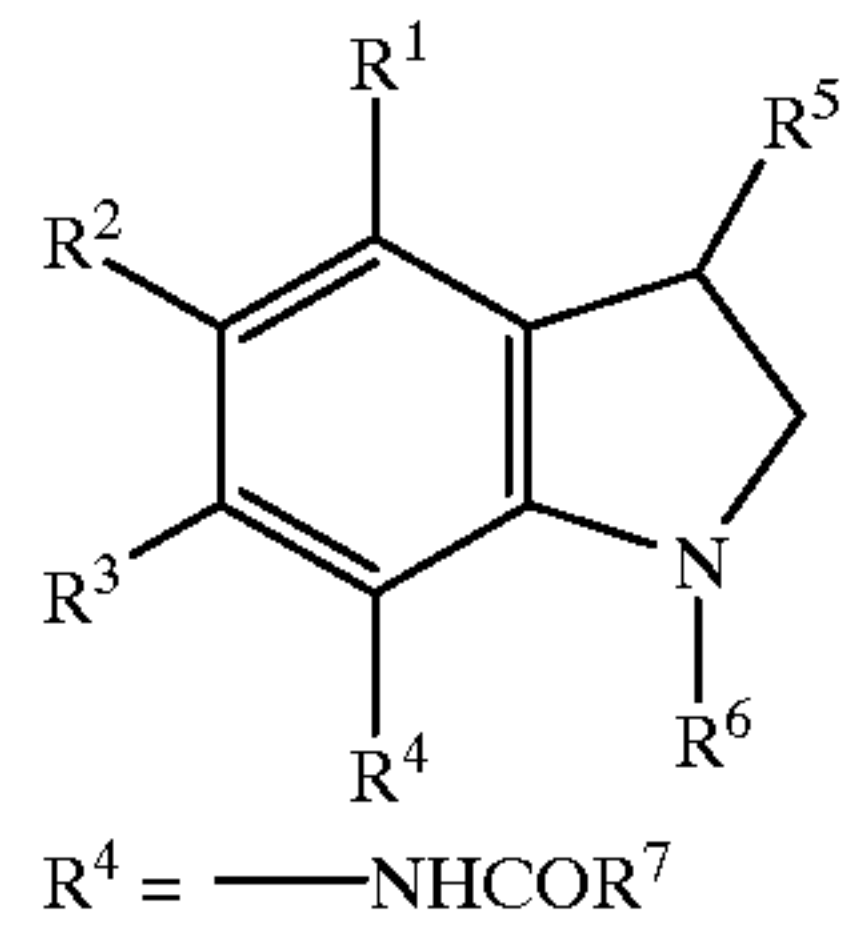
Ex-ample	R ¹	R ²	R ³	R ⁷	R ⁶
63	—CH ₃	—CH ₂ OH	—CH ₃	—C(CH ₃) ₃	—(CH ₂) ₈ CH ₃
64	—CH ₃	—CH ₂ OH	—CH ₃	—C(CH ₃) ₃	—(CH ₂) ₉ CH ₃
65	—CH ₃	—CH ₂ N(CH ₃) ₂	—CH ₃	—C(CH ₃) ₃	—(CH ₂) ₅ CH ₃
66	—CH ₃	—CH ₂ N(CH ₃) ₂	—CH ₃	—C(CH ₃) ₃	—(CH ₂) ₆ CH ₃
67	—CH ₃	—CH ₂ N(CH ₃) ₂	—CH ₃	—C(CH ₃) ₃	—(CH ₂) ₈ CH ₃
68	—CH ₃	—CH ₂ N(CH ₃) ₂	—CH ₃	—C(CH ₃) ₃	—(CH ₂) ₉ CH ₃
69	—H	—CH ₂ CO ₂ H	—CH ₃	—C(CH ₃) ₃	—(CH ₂) ₅ CH ₃
70	—H	—CH ₂ CO ₂ H	—CH ₃	—C(CH ₃) ₃	—(CH ₂) ₆ CH ₃
71	—H	—CH ₂ CO ₂ H	—CH ₃	—C(CH ₃) ₃	—(CH ₂) ₇ CH ₃
72	—H	—CH ₂ CO ₂ H	—CH ₃	—C(CH ₃) ₃	—(CH ₂) ₈ CH ₃
73	—H	—CH ₂ CO ₂ H	—CH ₃	—C(CH ₃) ₃	—(CH ₂) ₉ CH ₃
74	—H	—CH ₂ OH	—CH ₃	—C(CH ₃) ₃	—(CH ₂) ₅ CH ₃

TABLE 4-continued



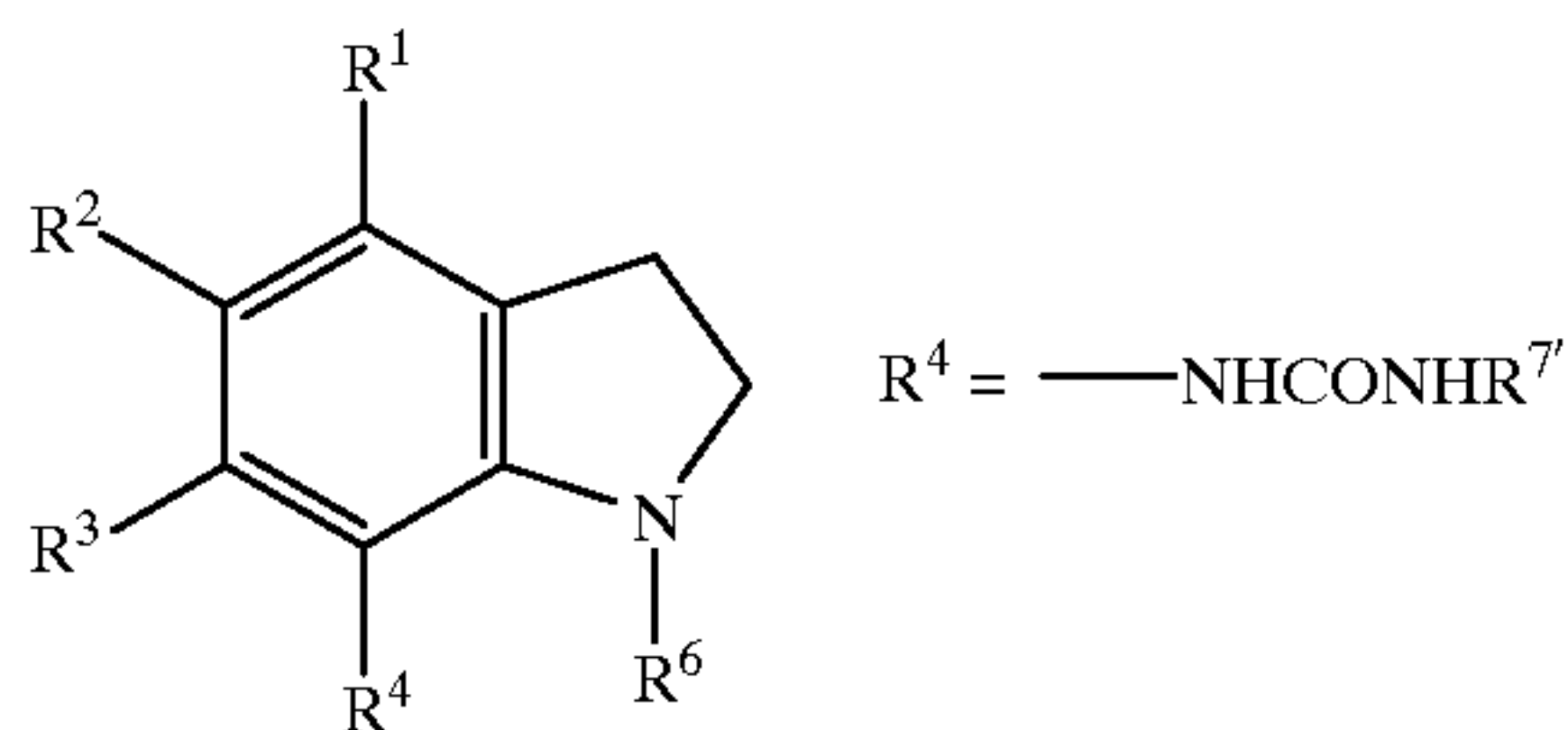
Ex-ample	R ¹	R ²	R ³	R ⁷	R ⁶
75	—H	—CH ₂ OH	—CH ₃	—C(CH ₃) ₃	—(CH ₂) ₆ CH ₃
76	—H	—CH ₂ OH	—CH ₃	—C(CH ₃) ₃	—(CH ₂) ₇ CH ₃
77	—H	—CH ₂ OH	—CH ₃	—C(CH ₃) ₃	—(CH ₂) ₈ CH ₃
78	—H	—CH ₂ OH	—CH ₃	—C(CH ₃) ₃	—(CH ₂) ₉ CH ₃
79	—H	—CH ₂ N(CH ₃) ₂	—CH ₃	—C(CH ₃) ₃	—(CH ₂) ₅ CH ₃
80	—H	—CH ₂ N(CH ₃) ₂	—CH ₃	—C(CH ₃) ₃	—(CH ₂) ₆ CH ₃
81	—H	—CH ₂ N(CH ₃) ₂	—CH ₃	—C(CH ₃) ₃	—(CH ₂) ₇ CH ₃
82	—H	—CH ₂ N(CH ₃) ₂	—CH ₃	—C(CH ₃) ₃	—(CH ₂) ₈ CH ₃
83	—H	—CH ₂ N(CH ₃) ₂	—CH ₃	—C(CH ₃) ₃	—(CH ₂) ₉ CH ₃

TABLE 5



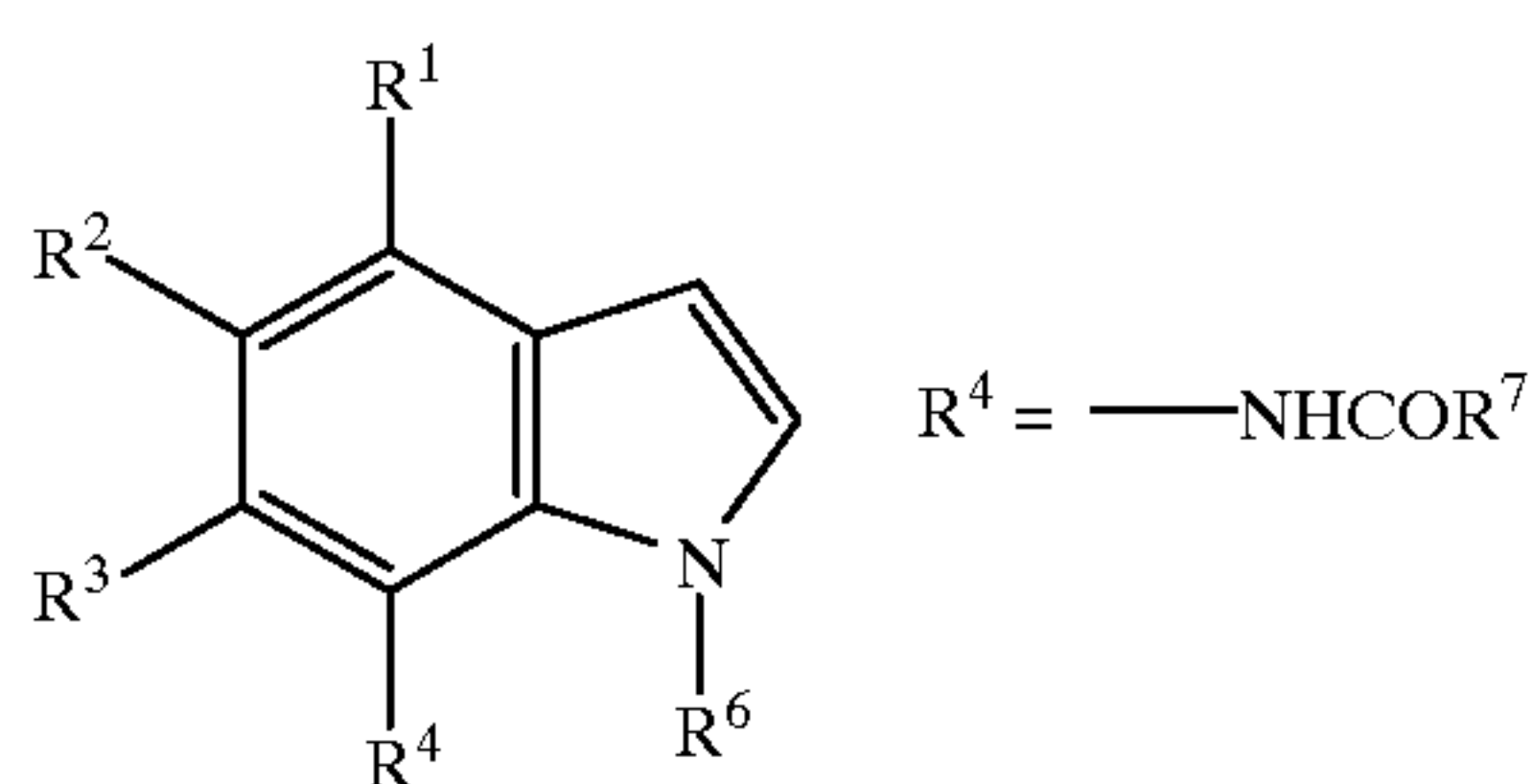
Example	R ¹	R ²	R ³	R ⁷	R ⁵	R ⁶
84	—CH ₃	—H	—CH ₃	—C(CH ₃) ₃	—(CH ₂) ₂ CO ₂ H	—(CH ₂) ₅ CH ₃
85	—CH ₃	—H	—CH ₃	—C(CH ₃) ₃	—(CH ₂) ₂ CO ₂ H	—(CH ₂) ₆ CH ₃
86	—CH ₃	—H	—CH ₃	—C(CH ₃) ₃	—(CH ₂) ₂ OH	—(CH ₂) ₅ CH ₃
87	—CH ₃	—H	—CH ₃	—C(CH ₃) ₃	—(CH ₂) ₂ OH	—(CH ₂) ₆ CH ₃
88	—CH ₃	—H	—CH ₃	—C(CH ₃) ₃	—(CH ₂) ₂ N(CH ₃) ₂	—(CH ₂) ₅ CH ₃
89	—CH ₃	—H	—CH ₃	—C(CH ₃) ₃	—(CH ₂) ₂ N(CH ₃) ₂	—(CH ₂) ₆ CH ₃
90	—CH ₃	—H	—CH ₃	—C(CH ₃) ₃	—(CH ₂) ₂ N(CH ₃) ₂	—(CH ₂) ₇ CH ₃

TABLE 6



Example	R ¹	R ²	R ³	R ⁷	R ⁶
91	—CH ₃	—CH ₂ CO ₂ H	—CH ₃	—(CH ₂) ₃ CH ₃	—(CH ₂) ₇ CH ₃
92	—CH ₃	—CH ₂ CO ₂ H	—CH ₃	—(CH ₂) ₃ CH ₃	—(CH ₂) ₈ CH ₃
93	—CH ₃	—CH ₂ CO ₂ H	—CH ₃	—(CH ₂) ₃ CH ₃	—(CH ₂) ₉ CH ₃
94	—CH ₂ CH ₃	—CH ₂ CO ₂ H	—CH ₂ CH ₃	—(CH ₂) ₃ CH ₃	—(CH ₂) ₇ CH ₃
95	—CH ₂ CH ₃	—CH ₂ CO ₂ H	—CH ₂ CH ₃	—(CH ₂) ₃ CH ₃	—(CH ₂) ₈ CH ₃
96	—CH ₂ CH ₃	—CH ₂ CO ₂ H	—CH ₂ CH ₃	—(CH ₂) ₃ CH ₃	—(CH ₂) ₉ CH ₃
97	—OCH ₃	—CH ₂ CO ₂ H	—OCH ₃	—(CH ₂) ₃ CH ₃	—(CH ₂) ₇ CH ₃
98	—OCH ₃	—CH ₂ CO ₂ H	—OCH ₃	—(CH ₂) ₃ CH ₃	—(CH ₂) ₈ CH ₃
99	—OCH ₃	—CH ₂ CO ₂ H	—OCH ₃	—(CH ₂) ₃ CH ₃	—(CH ₂) ₉ CH ₃

TABLE 7



Example	R ¹	R ²	R ³	R ⁷	R ⁶
100	—CH ₃	—CH ₂ CO ₂ H	—CH ₃	—C(CH ₃) ₃	—(CH ₂) ₈ CH ₃
101	—CH ₃	—CH ₂ CO ₂ H	—CH ₃	—C(CH ₃) ₃	—(CH ₂) ₉ CH ₃
102	—CH ₂ CH ₃	—CH ₂ CO ₂ H	—CH ₂ CH ₃	—C(CH ₃) ₃	—(CH ₂) ₇ CH ₃
103	—CH ₂ CH ₃	—CH ₂ CO ₂ H	—CH ₂ CH ₃	—C(CH ₃) ₃	—(CH ₂) ₈ CH ₃
104	—CH ₂ CH ₃	—CH ₂ CO ₂ H	—CH ₂ CH ₃	—C(CH ₃) ₃	—(CH ₂) ₉ CH ₃
105	—OCH ₃	—CH ₂ CO ₂ H	—OCH ₃	—C(CH ₃) ₃	—(CH ₂) ₇ CH ₃
106	—OCH ₃	—CH ₂ CO ₂ H	—OCH ₃	—C(CH ₃) ₃	—(CH ₂) ₈ CH ₃
107	—OCH ₃	—CH ₂ CO ₂ H	—OCH ₃	—C(CH ₃) ₃	—(CH ₂) ₉ CH ₃

TABLE 8

$R^4 = \text{---NHCOR}^7$

Example	R^1	R^2	R^3	R^7	R^6
108	—CH ₃	—CH ₂ CO ₂ H	—CH ₃	—(CH ₂) ₂ OCH ₃	—(CH ₂) ₇ CH ₃
109	—CH ₃	—CH ₂ CO ₂ H	—CH ₃	—(CH ₂) ₂ SCH ₃	—(CH ₂) ₇ CH ₃
110	—CH ₃	—CH ₂ CO ₂ H	—CH ₃		—(CH ₂) ₇ CH ₃
111	—CH ₃	—CH ₂ CO ₂ H	—CH ₃		—(CH ₂) ₇ CH ₃
112	—CH ₃	—CH ₂ CO ₂ H	—CH ₃		—(CH ₂) ₇ CH ₃
113	—CH ₃	—CH ₂ CO ₂ H	—CH ₃		—(CH ₂) ₇ CH ₃
114	—CH ₃	—CH ₂ CO ₂ H	—CH ₃	—C(CH ₃) ₃	—(CH ₂) ₂ S(CH ₂) ₃ CH ₃
115	—CH ₃	—CH ₂ CO ₂ H	—CH ₃	—C(CH ₃) ₃	
116	—H	—CH ₂ CO ₂ Et	—CH ₃	—C(CH ₃) ₃	—(CH ₂) ₇ CH ₃

TABLE 9

$R^4 = \text{---NHCOR}^7$

Example	R^1	R^2	R^4	R^7	R^6
117	—CH ₂ CO ₂ H	—CH ₃	—CH ₃	—C(CH ₃) ₃	—(CH ₂) ₅ CH ₃
118	—CH ₂ CO ₂ H	—CH ₃	—CH ₃	—C(CH ₃) ₃	—(CH ₂) ₈ CH ₃
119	—CH ₂ CO ₂ H	—CH ₃	—CH ₃	—C(CH ₃) ₃	—(CH ₂) ₁₀ CH ₃

The ¹H-NMR values of the compound of the above Examples 13–119 are shown in the following.

Example 13: 0.7–1.1 (3H, br-t), 1.1–1.7 (6H, m), 1.33 (9H, s), 2.01 (3H, s), 2.15 (3H, s), 2.70–3.10 (4H, m), 3.41 (2H, t), 3.56 (2H, s), 7.6–8.1 (2H, br).

Example 14: 0.70–1.70 (8H, m), 1.1–1.7 (6H, m), 1.33 (9H, s), 2.01 (3H, s), 2.15 (3H, s), 2.70–3.10 (3H, m), 3.41 (2H, t), 3.56 (2H, s), 7.6–8.1 (2H, br).

Example 15: 0.87 (6H, d), 1.1–1.8 (3H, m), 1.33 (9H, s), 2.01 (3H, s), 2.15 (3H, s), 2.70–3.10 (4H, m), 3.41 (2H, t), 3.56 (2H, s), 7.6–8.1 (2H, br).

Example 16: 1.65 (6H, s), 1.33 (9H, s), 2.01 (3H, s), 2.15 (3H, s), 2.70–3.10 (4H, m), 3.41 (2H, t), 3.56 (2H, s), 5.20 (1H, br-t), 7.6–8.1 (2H, br).

Example 17: 1.59 (3H, t), 1.33 (9H, s), 2.01 (3H, s), 2.15 (3H, s), 2.70–3.10 (4H, m), 3.3–3.6 (6H, m), 3.56 (2H, s), 7.6–8.1 (2H, br).

Example 18: 0.7–1.1 (3H, br-t), 1.1–1.7 (8H, m), 1.33 (9H, s), 2.01 (3H, s), 2.15 (3H, s), 2.70–3.10 (4H, m), 3.41 (2H, t), 3.56 (2H, s), 7.6–8.1 (2H, br).

Example 19: 0.7–1.70 (10H, m), 1.33 (9H, s), 2.01 (3H, s), 2.15 (3H, s), 2.70–3.10 (3H, m), 3.41 (2H, t), 3.56 (2H, s), 7.6–8.1 (2H, br).

Example 20: 0.7–1.70 (9H, m), 1.33 (9H, s), 2.01 (3H, s), 2.15 (3H, s), 2.70–3.10 (4H, m), 3.41 (2H, t), 3.56 (2H, s), 7.6–8.1 (2H, br).

Example 21: 0.87 (6H, d), 1.1–1.8 (5H, m), 1.33 (9H, s), 2.01 (3H, s), 2.15 (3H, s), 2.70–3.10 (4H, m), 3.41 (2H, t), 3.56 (2H, s), 7.6–8.1 (2H, br).

Example 22: 0.7–1.0 (6H, br-t), 1.0–1.7 (5H, m), 1.33 (9H, s), 2.01 (3H, s), 2.15 (3H, s), 2.70–3.10 (4H, m), 3.41 (2H, t), 3.56 (2H, s), 7.6–8.1 (2H, br).

Example 106: 0.70–1.10 (3H, br-t), 1.10–1.70 (14H, m), 1.33 (9H, s), 3.60 (3H, s), 3.65 (3H, s), 3.71 (2H, br), 3.99 (2H, br-t), 4.15 (2H, s), 6.15 (1H, d), 6.70 (1H, d).

Example 107: 0.70–1.10 (3H, br-t), 1.10–1.70 (16H, m), 1.33 (9H, s), 3.60 (3H, s), 3.65 (3H, s), 3.71 (2H, br), 3.99 (2H, br-t), 4.15 (2H, s), 6.15 (1H, d), 6.70 (1H, d).

Example 108: 0.70–1.10 (3H, br-t), 1.10–2.00 (15H, m), 2.01 (3H, s), 2.15 (3H, s), 2.70–3.10 (4H, m), 3.37 (3H, s), 3.40 (2H, t), 3.41 (2H, t), 3.56 (2H, s), 7.60–8.10 (2H, br).

Example 109: 0.70–1.10 (3H, br-t), 1.10–2.00 (15H, m), 2.01 (3H, s), 2.15 (3H, s), 2.17 (3H, s), 2.45 (2H, s), 2.70–3.10 (4H, m), 3.41 (2H, t), 3.56 (2H, s), 7.60–8.10 (2H, br).

Example 110: 0.70–1.10 (3H, br-t), 1.10–2.00 (23H, m), 2.01 (3H, s), 2.70–3.10 (4H, m), 3.41 (2H, t), 3.56 (2H, s), 7.60–8.10 (2H, br).

Example 111: 0.70–1.10 (3H, br-t), 1.10–2.00 (25H, m), 2.01 (3H, s), 2.15 (3H, s), 2.70–3.10 (4H, m), 3.41 (2H, t), 3.56 (2H, s), 7.60–8.10 (2H, br).

Example 112: 0.70–1.10 (3H, br-t), 1.10–1.70 (12H, m), 2.01 (3H, s), 2.15 (3H, s), 2.70–3.10 (4H, m), 3.41 (2H, t), 3.56 (2H, s), 7.30–7.80 (3H, m), 7.60–8.10 (2H, br), 8.12 (2H, d).

Example 113: 0.70–1.10 (3H, br-t), 1.10–1.70 (12H, m), 2.01 (3H, s), 2.15 (3H, s), 2.70–3.10 (4H, m), 3.41 (2H, t), 3.53 (2H, s), 3.56 (2H, s), 7.30 (5H, s), 7.60–8.10 (2H, br).

Example 114: 1.59 (3H, br-t), 1.10–1.70 (4H, m), 1.33 (9H, s), 2.01 (3H, s), 2.15 (3H, s), 2.10–2.50 (4H, m), 2.70–3.10 (4H, m), 3.41 (2H, t), 3.56 (2H, s), 7.60–8.10 (2H, br).

Example 115: 1.33 (9H, s), 2.01 (3H, s), 2.15 (3H, s), 3.02 (2H, t), 3.41 (2H, t), 3.56 (2H, s), 4.30 (2H, s), 7.30 (5H, s), 7.60–8.10 (2H, br).

Example 116: 0.70–1.10 (3H, br-t), 1.10–1.60 (15H, m), 1.34 (9H, s), 2.02 (3H, s), 2.90 (2H, t), 3.13 (2H, t), 3.38 (2H, t), 3.50 (2H, s), 4.12 (2H, q), 6.80 (1H, br), 6.85 (1H, s).

Example 117: 0.70–1.10 (3H, br-t), 1.10–2.00 (8H, m), 1.23 (9H, s), 2.07 (3H, s), 2.24 (3H, s), 2.70–3.10 (4H, m), 3.39 (2H, t), 3.35 (2H, s), 6.60–7.50 (2H, br).

Example 118: 0.70–1.10 (3H, br-t), 1.10–2.00 (12H, m), 1.23 (9H, s), 2.07 (3H, s), 2.24 (3H, s), 2.70–3.10 (4H, m), 3.39 (2H, t), 3.35 (2H, s), 6.60–7.50 (2H, br).

Example 119: 0.70–1.10 (3H, br-t), 1.10–2.00 (16H, m), 1.23 (9H, s), 2.07 (3H, s), 2.24 (3H, s), 2.70–3.10 (4H, m), 3.39 (2H, t), 3.35 (2H, s), 6.60–7.50 (2H, br).

N-(1-Octyl-5-carboxyethyl-4,6-dimethylindolin-7-yl)-2,2-dimethylpropanamide

(1) N-(1-Octyl-5-chloroethyl-4,6-dimethylindolin-7-yl)-2,2-dimethylpropanamide (3.0 g) was dissolved in CH₃CN (30 ml), and NaCH (3.7 g) and 18-crown-6 (0.1 g) were added, which was followed by refluxing for 17 hr under a nitrogen atmosphere. CH₃CN was evaporated under reduced pressure, and water (100 ml) was added to the obtained residue. The mixture was extracted twice with AcOEt (100 ml). The AcOEt layer was washed with saturated brine (100 ml) and dried over anhydrous sodium sulfate, and AcOEt was evaporated under reduced pressure. The obtained residue was purified by silica gel column chromatography (eluent: AcOEt/benzene=1/10–1/5) to give 1.14 g of N-(1-octyl-5-cyanoethyl-4,6-dimethylindolin-7-yl)-2,2-dimethylpropanamide.

IR (Nujol)cm⁻¹: 2243, 1647, 1601.

¹H-NMR (CDCl₃) σ :

0.88 (3H, br-t, J=6.0 Hz, —(CH₂)₇CH₃), 1.10–1.90 (12H, m, —CH₂(CH₂)₆CH₃), 1.33 (9H, s, —C(CH₃)₃), 2.05, 2.15 (3H \times 2, s \times 2, indoline C_{4,6} —CH₃), 2.38 (2H, t, J=7 Hz, —CH₂CN), 2.70–3.30 (6H, m, indoline C₃—H₂, >NCH₂—, —CH₂CH₂CN), 3.41 (2H, t, J=9 Hz, indoline C₂—H₂), 6.81 (1H, br, —CONH—).

(2) N-(1-Octyl-5-cyanoethyl-4,6-dimethylindolin-7-yl)-2,2-dimethylpropanamide (1.14 g) was dissolved in EtOH (26 ml), and a solution of NaOH (1.1 g) in water (7.5 ml) was added, which was followed by refluxing for 14 hr under a nitrogen atmosphere. EtOH was evaporated under reduced pressure. The obtained residue was dissolved in warm water (30 ml) and washed with ArOEt (30 ml). The aqueous layer was neutralized with 2N HCl and extracted with CHCl₃ (50 ml). CHCl₃ layer was evaporated under reduced pressure to give 830 mg of the title compound.

IR (Nujol)cm⁻¹: 1724, 1655, 1618.

¹H-NMR (CDCl₃) σ :

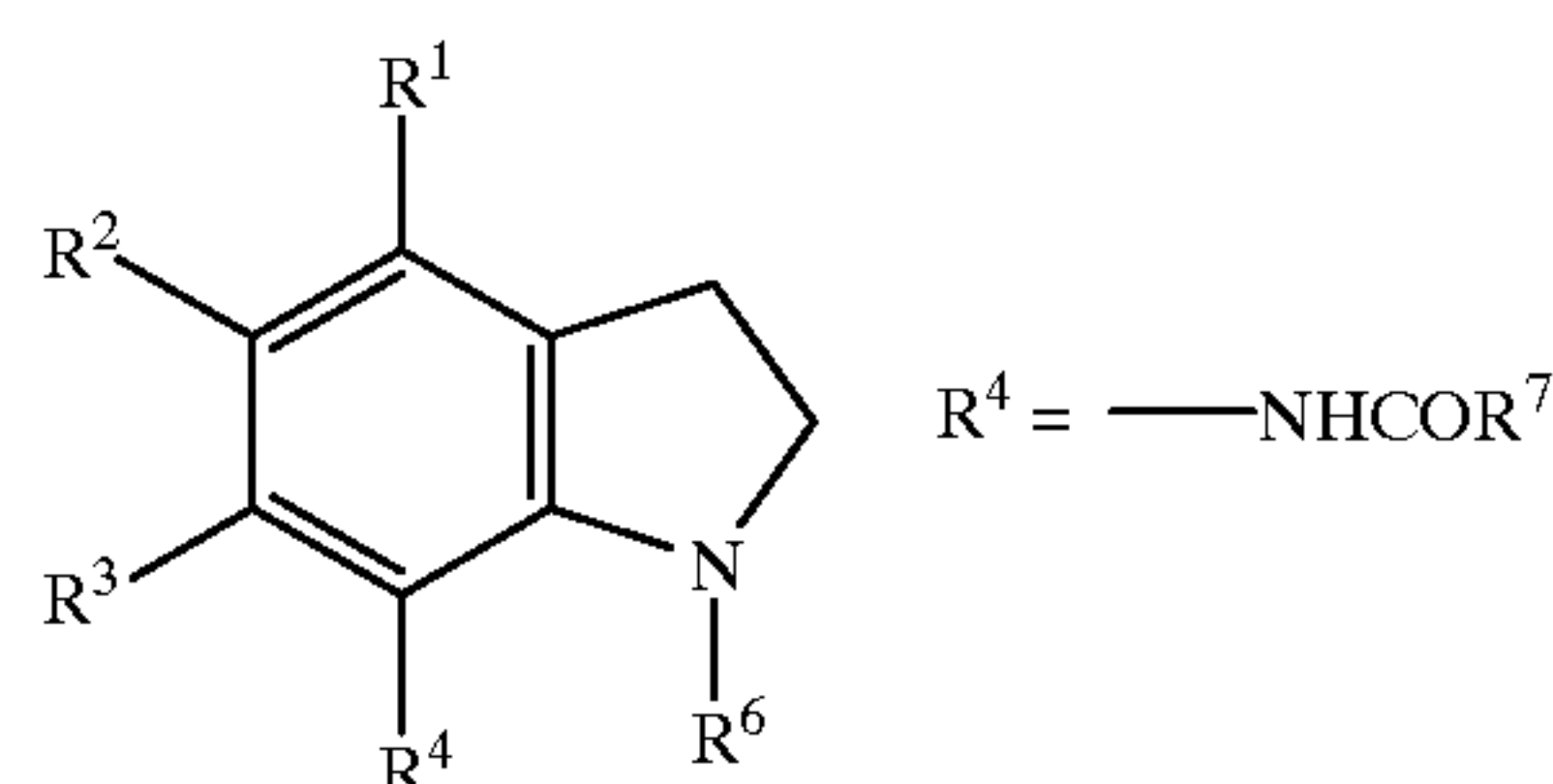
0.86 (3H, br-t, J=5.0 Hz, —(CH₂)₇CH₃), 1.10–2.10 (12H, m, —CH₂(CH₂)₆CH₃), 1.42 (9H, s, —C(CH₃)₃), 2.12, 2.26 (3H \times 2, s \times 2, indoline C_{4,6} —CH₃), 2.30–2.60 (2H, m, —CH₂O₂—), 2.90–3.40 (6H, m, indoline C₃—H₂, >NCH₂—, —CH₂CH₂CO₂—), 3.78 (1H, br, indoline C₂—H₂), 7.70 (1H, br —CO₂H), 9.91 (1H, br, —CONH—).

EXAMPLES 121–123

The compounds of Table 10 were obtained according to the method of the above Example 120.

TABLE 10

Example	R ¹	R ²	R ³	R ⁷	R ⁶
121	—CH ₃	—CH ₂ CO ₂ H	—CH ₃	—C(CH ₃) ₃	—(CH ₂) ₆ S(CH ₂) ₃ CH ₃
122	—CH ₃	—CH ₂ CO ₂ H	—CH ₃	—C(CH ₃) ₃	—(CH ₂) ₃ S(CH ₂) ₃ CH ₃
123	—CH ₃	—(CH ₂) ₃ CO ₂ H	—CH ₃	—C(CH ₃) ₃	—(CH ₂) ₇ CH ₃



The $^1\text{H-NMR}$ values of the compounds of the above Examples 121–123 are shown in the following.

Example 121: 0.91 (3H, br-t), 1.00–1.80 (12H, m), 1.37 (9H, s), 1.93 (3H, s), 2.06 (3H, s), 2.47 (4H, br-t), 3.00 (4H, br), 3.30–3.90 (4H, m), 8.60–9.90 (2H, br).

Example 122: 0.90 (3H, br-t), 1.00–1.80 (6H, m), 2.08 (3H, s), 2.21 (3H, s), 2.48 (4H, br-t), 2.90–3.40 (4H, m), 3.40–3.80 (2H, m), 3.61 (2H, s), 7.34 (1H, br), 8.48 (1H, br).

Example 123: 0.86 (3H, br-t), 1.00–1.50 (12H, m), 1.42 (9H, s), 2.00–2.90 (6H, m), 2.11 (3H, s), 2.23 (3H, s), 2.90–3.30 (4H, m), 3.70 (2H, br), 6.10 (1H, br), 9.21 (1H, br).

EXAMPLE 124

N-(1-Octyl-6-ethoxycarbonylmethyl-5,7-dimethyl-1,2,3,4-tetrahydroquinolin-8-yl)-2,2-dimethylpropanamide

(1) 3,5-Xylidine (5.0 g) and acrylonitrile (2.3 g) were dissolved in acetic acid (2 ml), and the mixture was stirred at 60° C. for 20 hr. Ethyl acetate (200 ml) was added to the reaction mixture and neutralized with saturated aqueous solution of sodium hydrogencarbonate. The mixture was washed with water and dried over anhydrous sodium sulfate. The solvent was evaporated under reduced pressure. The residue was purified by silica gel column chromatography (eluent: ethyl acetate/benzene=1/10–1/3) to give 4.5 g of oily β -(3,5-dimethylanilino)propionitrile.

IR (Nujol) cm^{-1} ; 2248, 1602.

$^1\text{H-NMR}$ (CDCl_3) δ ;

2.24 (6H, s, $\text{C}_{3,5}\text{—CH}_3$), 2.60 (2H, t, $J=7.5$ Hz, $\text{—CH}_2\text{CH}_2\text{CN}$), 3.48 (2H, t, $J=7.5$ Hz, $\text{—CH}_2\text{CH}_2\text{CN}$), 3.90 (1H, br, $>\text{NH}$), 6.24 (2H, s, $\text{C}_{2,6}\text{—H}$), 6.43 (1H, s, $\text{C}_4\text{—H}$).

(2) β -(3,5-Dimethylanilino)propionitrile (4.5 g) was dissolved in ethanol (50 ml), and a solution of NaOH (5.1 g) in water (25 ml) was added, which was followed by refluxing for 4 hr. The solvent was evaporated under reduced pressure. 2N Hydrochloric acid was added to adjust the residue acidic, and the mixture was washed with chloroform (100 ml). The aqueous layer was concentrated to about 20 ml and allowed to stand. The precipitated crystals were collected by filtration and dried to give 4.0 g of β -(3,5-dimethylanilino)propionic acid.

IR (Nujol) cm^{-1} ; 1560.

$^1\text{H-NMR}$ (DMSO-d_6) δ ;

2.29 (6H, s, $\text{C}_{3,5}\text{—CH}_3$), 2.73 (2H, t, $J=7.5$ Hz, $\text{—CH}_2\text{CH}_2\text{CO—}$), 3.44 (2H, t, $J=7.5$ Hz, $\text{—CH}_2\text{CH}_2\text{CO—}$), 7.0 (3H, s, $\text{C}_{2,4,6}\text{—H}$), 9.80 (2H, br, $\text{—CO}_2\text{H}$, $>\text{NH}$).

(3) β -(3,5-Dimethylanilino)propionic acid (1.2 g) was added by portions to sulfuric acid (60° C., 12 ml), and the mixture was stirred at the same temperature for 0.5 hr. The reaction mixture was poured into ice water (100 ml) and extracted with chloroform (100 ml). After washing with water, the chloroform layer was dried over anhydrous sodium sulfate. The solvent was evaporated under reduced pressure. The residue was purified by silica gel column chromatography (eluent: ethyl acetate/benzene=1/5–1/1) to give 750 mg of 5,7-dimethylquinolone as crystals.

IR (Nujol) cm^{-1} ; 1645, 1614.

$^1\text{H-NMR}$ (CDCl_3) δ ;

2.19 (3H, s, $\text{C}_5\text{—CH}_3$), 2.57 (3H, s, $\text{C}_7\text{—CH}_3$), 2.63 (2H, t, $J=7.5$ Hz, $\text{C}_3\text{—H}_2$), 3.49 (2H, t, $J=7.5$ Hz, $\text{C}_2\text{—H}_2$), 4.39 (1H, br, $>\text{NH}$), 6.32 (2H, s, $\text{C}_{6,8}\text{—H}$).

(4) Lithium aluminum hydride (687 mg) was suspended in ether (16 ml), and aluminum chloride (4.2 g) was added.

A solution of 5,7-dimethylquinolone (1.6 g) in ether (16 ml) was dropwise added and the mixture was refluxed for 0.5 hr. The reaction mixture was poured into ice water (100 ml) and extracted with chloroform (100 ml). After washing with water, the chloroform layer was dried over anhydrous sodium sulfate. The solvent was evaporated under reduced pressure. The obtained 5,7-dimethyl-1,2,3,4-tetrahydroquinoline was dissolved in chloroform (30 ml), and acetic anhydride (929 mg) was added, which was followed by stirring at room temperature for 1 hr. Chloroform (100 ml) was added to the reaction mixture, and the mixture was washed successively with saturated aqueous solution of sodium hydrogencarbonate and water and dried over anhydrous sodium sulfate. The solvent was evaporated under reduced pressure. The residue was purified by silica gel column chromatography (eluent: ethyl acetate/benzene=1/5–1/1) to give 1.5 g of oily 1-acetyl-5,7-dimethyl-1,2,3,4-tetrahydroquinoline.

IR (Nujol) cm^{-1} ; 1625, 1614.

$^1\text{H-NMR}$ (CDCl_3) δ ;

1.70–2.10 (2H, m, $\text{C}_3\text{—H}_2$), 2.21 (6H, s \times 2, —OCH_3 , Ar—CH_3), 2.29 (3H, s, Ar—CH_3), 2.54 (2H, t, $J=7.1$ Hz, $\text{C}_4\text{—H}_2$), 3.77 (2H, t, $J=7.1$ Hz, $\text{C}_2\text{—H}_2$), 6.83 (2H, s, $\text{C}_{6,8}\text{—H}$).

(5) 1-Acetyl-5,7-dimethyl-1,2,3,4-tetrahydroquinoline (3.0 g) was dissolved in conc. hydrochloric acid (6 ml), and 35% formaldehyde solution (2.5 g) and zinc chloride (400 mg) were added. The mixture was stirred at 40–50° C. for 2 hr while blowing hydrogen chloride. The reaction mixture was poured into ice water (100 ml) and extracted with chloroform (100 ml). After washing with water, the chloroform layer was dried over anhydrous sodium sulfate. The solvent was evaporated under reduced pressure. The obtained 1-acetyl-6-chloromethyl-5,7-dimethyl-1,2,3,4-tetrahydroquinoline was dissolved in acetonitrile (30 ml), and sodium cyanide (3.6 g) and 18-crown-6 (780 mg) were added, which was followed by refluxing for 5 hr. The solvent was evaporated under reduced pressure, and the residue was extracted with chloroform (100 ml). After washing with water, the chloroform layer was dried over anhydrous sodium sulfate. The solvent was evaporated under reduced pressure. The residue was purified by silica gel column chromatography (eluent: chloroform-chloroform/methanol=10/1) to give 2.4 g of oily 1-acetyl-6-cyanomethyl-5,7-dimethyl-1,2,3,4-tetrahydroquinoline.

IR (Nujol) cm^{-1} ; 2248, 1650.

$^1\text{H-NMR}$ (CDCl_3) δ ;

1.80–2.20 (2H, m, $\text{C}_3\text{—H}_2$), 2.21, 2.29 (3H \times 2, s \times 2, $\text{C}_{5,7}\text{—CH}_3$), 2.37 (3H, s, —COCH_3), 2.68 (2H, t, $J=7.5$ Hz, $\text{C}_4\text{—H}_2$), 3.66 (2H, s, $\text{—CH}_2\text{CN}$), 3.76 (2H, t, $J=7.5$ Hz, $\text{C}_2\text{—H}_2$), 7.00 (1H, s, $\text{C}_8\text{—H}$).

(6) 1-Acetyl-6-cyanomethyl-5,7-dimethyl-1,2,3,4-tetrahydroquinoline (2.7 g) was dissolved in ethanol (30 ml), and a solution of NaOH (4.4 g) in water (10 ml) was added, which was followed by refluxing for 10 hr under nitrogen. The solvent was evaporated under reduced pressure, and the residue was extracted with chloroform (100 ml). After washing with water, the chloroform layer was dried over anhydrous sodium sulfate. The solvent was evaporated under reduced pressure. The obtained 6-carbamoylmethyl-5,7-dimethyl-1,2,3,4-tetrahydroquinoline was dissolved in N,N-dimethylformamide (10 ml), and octyl bromide (1.6 g), potassium carbonate (1.2 g) and potassium iodide (166 mg) were added, which was followed by stirring at 40° C. for 10 hr in nitrogen. The reaction mixture was extracted

with ethyl acetate (100 ml). After washing with water, the ethyl acetate layer was dried over anhydrous sodium sulfate. The solvent was evaporated under reduced pressure. The residue was purified by silica gel column chromatography (eluent: chloroform/methanol=50/1-10/1) to give 600 mg of 1-octyl-6-carbamoylmethyl-5,7-dimethyl-1,2,3,4-tetrahydroquinoline as crystals.

IR (Nujol) cm^{-1} ; 1654, 1624.

$^1\text{H-NMR}$ (CDCl_3) δ ;

0.60-1.10 (3H, br-t, $-(\text{CH}_2)_7\text{CH}_3$), 1.10-1.80 (12H, m, $-(\text{CH}_2)_6\text{CH}_3$), 1.80-2.10 (2H, m, C_3-H_2), 2.16, 2.24 (3H \times 2, s \times 2, $\text{C}_{5,7}-\text{CH}_3$), 2.63 (2H, t, $J=7.5$ Hz, C_4-H_2), 3.00-3.50 (4H, m, C_2-H_2 , $>\text{NCH}_2-$), 3.57 (2H, s, $-\text{CH}_2\text{CO}-$), 3.44 (2H, br, $-\text{CONH}_2$), 6.35 (1H, s, C_8-H).

(7) 1-Octyl-6-carbamoylmethyl-5,7-dimethyl-1,2,3,4-tetrahydroquinoline (2.5 g) was dissolved in n-propanol (50 ml) and a solution of NaOH (3.0 g) in water (30 ml) was added, which was followed by stirring at 130° C. for 20 hr under nitrogen. The organic layer of the reaction mixture was separated and the solvent was evaporated under reduced pressure. The residue was dissolved in water (300 ml) and washed with ethyl acetate (100 ml). The aqueous layer was adjusted to pH 1-2 with 6N hydrochloric acid and extracted with chloroform (200 ml). The chloroform layer was dried over anhydrous sodium sulfate. The solvent was evaporated under reduced pressure. The obtained 1-octyl-6-carboxymethyl-5,7-dimethyl-1,2,3,4-tetrahydroquinoline was dissolved in ethanol (50 ml), and conc. hydrochloric acid (4 ml) was added, which was followed by stirring at 70° C. for 1 hr. The solvent was evaporated under reduced pressure. The residue was neutralized with saturated aqueous solution of sodium hydrogencarbonate and extracted with chloroform (100 ml). After washing with water, the chloroform layer was dried over anhydrous sodium sulfate. The solvent was evaporated under reduced pressure. The residue was purified by silica gel column chromatography (eluent: benzene) to give 1.0 g of oily 1-octyl-6-ethoxycarbonylmethyl-5,7-dimethyl-1,2,3,4-tetrahydroquinoline.

IR (Nujol) cm^{-1} ; 1732, 1599.

$^1\text{H-NMR}$ (CDCl_3) δ ;

0.70-1.00 (3H, br-t, $-(\text{CH}_2)_7\text{CH}_3$), 1.10-1.80 (15H, m, $-(\text{CH}_2)_6\text{CH}_3$, $-\text{COCH}_2\text{CH}_3$), 1.80-2.10 (2H, m, C_3-H_2), 2.12, 2.26 (3H \times 2, s \times 2, $\text{C}_{5,7}-\text{CH}_3$), 2.62 (2H, t, $J=7.5$ Hz, C_4-H_2), 3.00-3.30 (4H, m, C_2-H_2 , $>\text{NCH}_2-$), 3.59 (2H, s, $-\text{CH}_2\text{CO}-$), 4.13 (2H, q, $J=7.0$ Hz, $-\text{COCH}_2-$), 6.33 (1H, s, C_8-H).

(8) 1-Octyl-6-ethoxycarbonylmethyl-5,7-dimethyl-1,2,3,4-tetrahydroquinoline (1.0 g) was dissolved in acetic anhydride (5 ml), and a solution of 70% nitric acid (517 mg) in acetic anhydride (3 ml) was dropwise added, which was followed by stirring at the same temperature for 0.5 hr. The reaction mixture was poured into ice water (50 ml), neutralized with saturated aqueous solution of sodium hydrogencarbonate, and extracted with chloroform (50 ml). After washing with water, the chloroform layer was dried over anhydrous sodium sulfate. The solvent was evaporated under reduced pressure. The residue was purified by silica gel column chromatography (eluent: n-hexane-ethyl acetate/n-hexane=1/5) to give 700 mg of oily 1-octyl-6-ethoxycarbonylmethyl-5,7-dimethyl-8-nitro-1,2,3,4-tetrahydroquinoline.

IR (Nujol) cm^{-1} ; 1732, 1527.

$^1\text{H-NMR}$ (CDCl_3) δ ;

0.70-1.00 (3H, br-t, $-(\text{CH}_2)_7\text{CH}_3$), 1.10-1.70 (15H, m, $-(\text{CH}_2)_6\text{CH}_3$, $-\text{COCH}_2\text{CH}_3$), 1.80-2.10 (2H, m, C_3-H_2),

2.16 (6H, s, $\text{C}_{5,7}-\text{CH}_3$), 2.64 (2H, t, $J=7.5$ Hz, C_4-H_2), 2.70-3.20 (4H, m, C_2-H_2 , $>\text{NCH}_2-$), 3.65 (2H, s, $-\text{CH}_2\text{CO}-$), 4.13 (2H, q, $J=7.0$ Hz, $-\text{COCH}_2-$).

(9) 1-Octyl-6-ethoxycarbonylmethyl-5,7-dimethyl-8-nitro-1,2,3,4-tetrahydroquinoline (700 mg) was dissolved in ethanol (500 ml), and 10% palladium-carbon (200 mg) was added. The mixture was subjected to hydrogenation at room temperature under atmospheric pressure. 10% Palladium-carbon was filtered off and the solvent was evaporated under reduced pressure. The obtained 1-octyl-6-ethoxycarbonylmethyl-5,7-dimethyl-8-amino-1,2,3,4-tetrahydroquinoline was dissolved in chloroform (50 ml). Pivaloyl chloride (207 mg) and triethylamine (192 mg) were added under ice-cooling, and the mixture was stirred at the same temperature for 1 hr. The reaction mixture was washed successively with 5% aqueous citric acid and water, and dried over anhydrous sodium sulfate. The solvent was evaporated under reduced pressure. The residue was purified by silica gel column chromatography (eluent: chloroform-chloroform/methanol=10/1) to give 230 mg of oily title compound.

IR (Nujol) cm^{-1} ; 1732, 1483.

$^1\text{H-NMR}$ (CDCl_3) δ ;

0.70-1.00 (3H, br-t, $-(\text{CH}_2)_7\text{CH}_3$), 1.10-1.70 (15H, m, $-(\text{CH}_2)_6\text{CH}_3$, $-\text{COCH}_2\text{CH}_3$), 1.35 (9H, s, $-\text{C}(\text{CH}_3)_3$), 1.80-2.10 (2H, m, C_3-H_2), 2.05, 2.11 (3H \times 2, s \times 2, $\text{C}_{5,7}-\text{CH}_3$), 2.40-2.70 (4H, m, C_4-H_2 , $>\text{NCH}_2-$), 2.80-2.90 (2H, m, C_2-H_2), 3.68 (2H, s, $-\text{CH}_2\text{CO}-$), 4.14 (2H, q, $J=7.0$ Hz, $-\text{COCH}_2-$), 7.35 (1H, br, $-\text{CONH}-$).

EXAMPLE 125

N-(1-Octyl-6-carboxymethyl-5,7-dimethyl-1,2,3,4-tetrahydroquinolin-8-yl)-2,2-dimethylpropanamide

N-(1-Octyl-6-ethoxycarbonylmethyl-5,7-dimethyl-1,2,3,4-tetrahydroquinolin-8-yl)-2,2-dimethylpropanamide (230 mg) was dissolved in ethanol (5 ml), and a solution of NaOH (100 mg) in water (2 ml) was added, which was followed by stirring at 50° C. for 1 hr. The solvent of the reaction mixture was evaporated under reduced pressure. The residue was dissolved in water (50 ml) and washed with ethyl acetate (20 ml). The aqueous layer was adjusted to pH 1-2 with 2N sulfuric acid and extracted with chloroform. The chloroform layer was dried over anhydrous sodium sulfate. The solvent was evaporated under reduced pressure to give 130 mg of powdery title compound.

TLC; Silica gel 60F254 Art. 5714 (Merck), CHCl_3 -MeOH (10:1), R_f value 0.5.

IR (Nujol) cm^{-1} ; 1732, 1722.

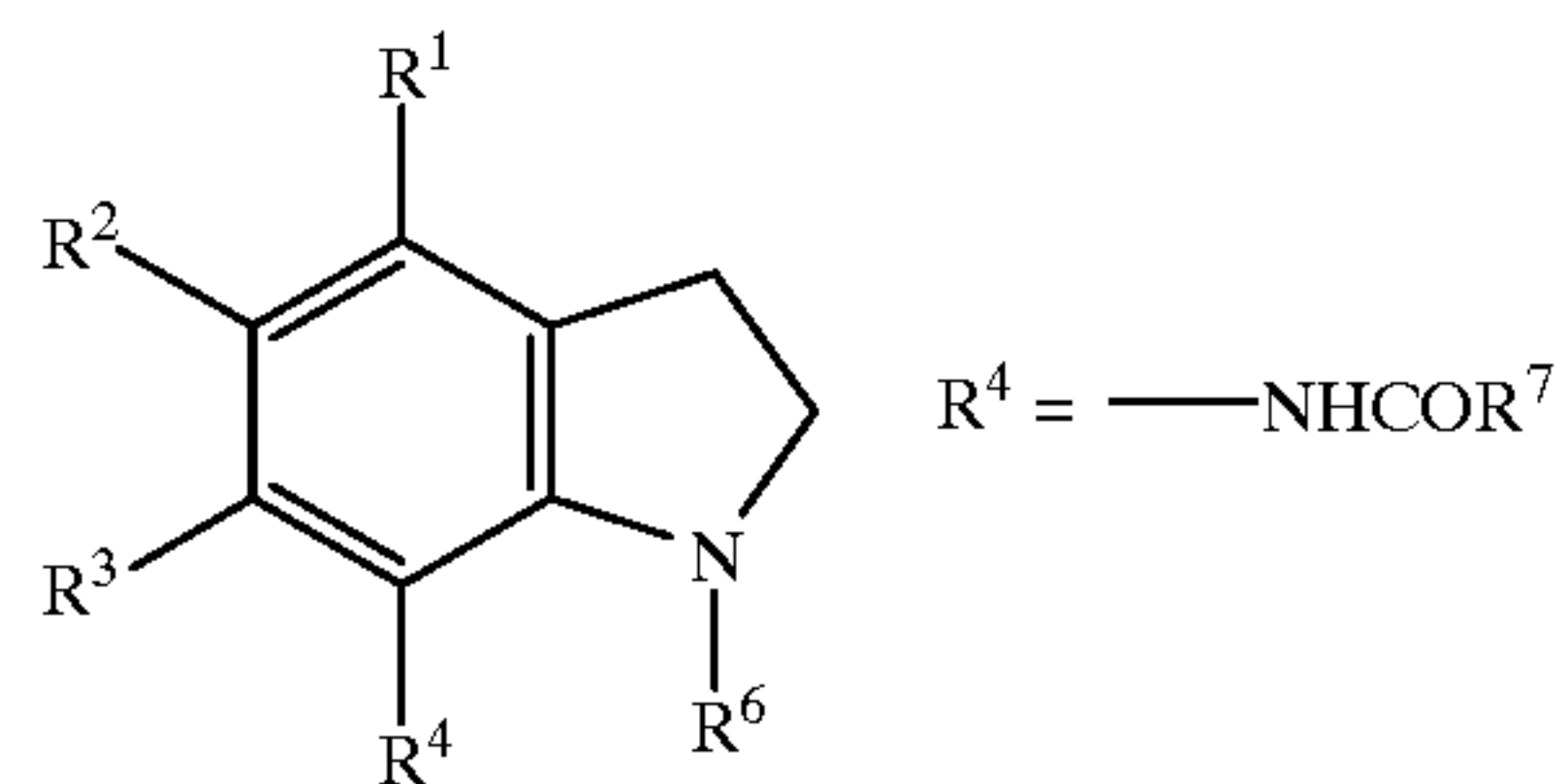
$^1\text{H-NMR}$ (CDCl_3) δ ;

0.70-1.00 (3H, br-t, $-(\text{CH}_2)_7\text{CH}_3$), 1.10-1.70 (12H, m, $-(\text{CH}_2)_6\text{CH}_3$), 1.35 (9H, s, $-\text{C}(\text{CH}_3)_3$), 1.80-2.10 (2H, m, C_3-H_2), 2.10 (6H, s, $\text{C}_{5,7}-\text{CH}_3$), 2.40-2.70 (4H, m, C_4-H_2 , $>\text{NCH}_2-$), 2.80-2.90 (2H, m, C_2-H_2), 3.68 (2H, s, $-\text{CH}_2\text{CO}-$), 7.35 (1H, br, $-\text{CONH}-$), 9.50 (2H, br, $\frac{1}{2}\text{H}_2\text{SO}_4$, $-\text{CO}_2\text{H}$).

EXAMPLES 126-154

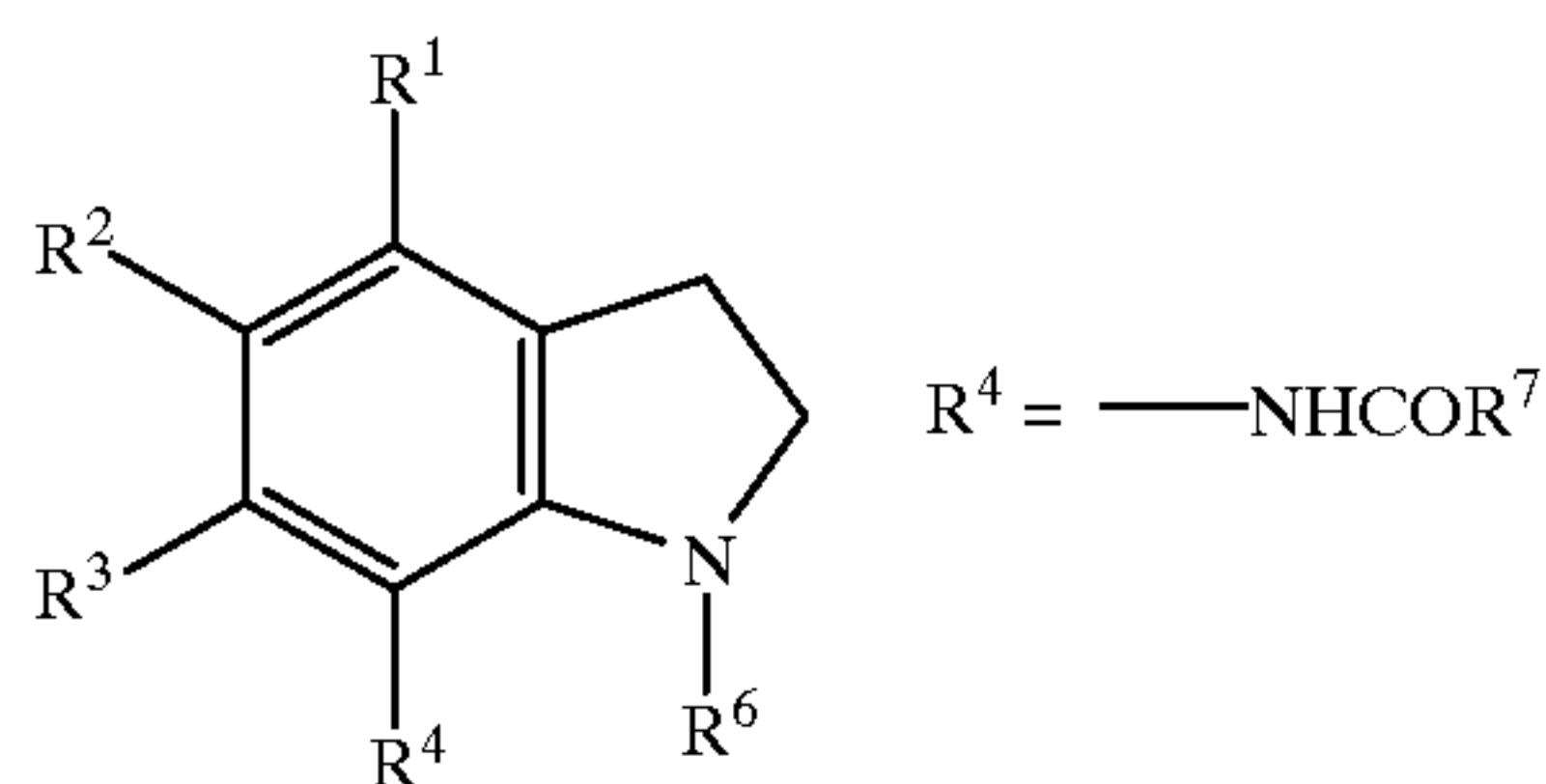
The compounds of Tables 11 and 12 were obtained according to the method of the above Example 124.

TABLE 11



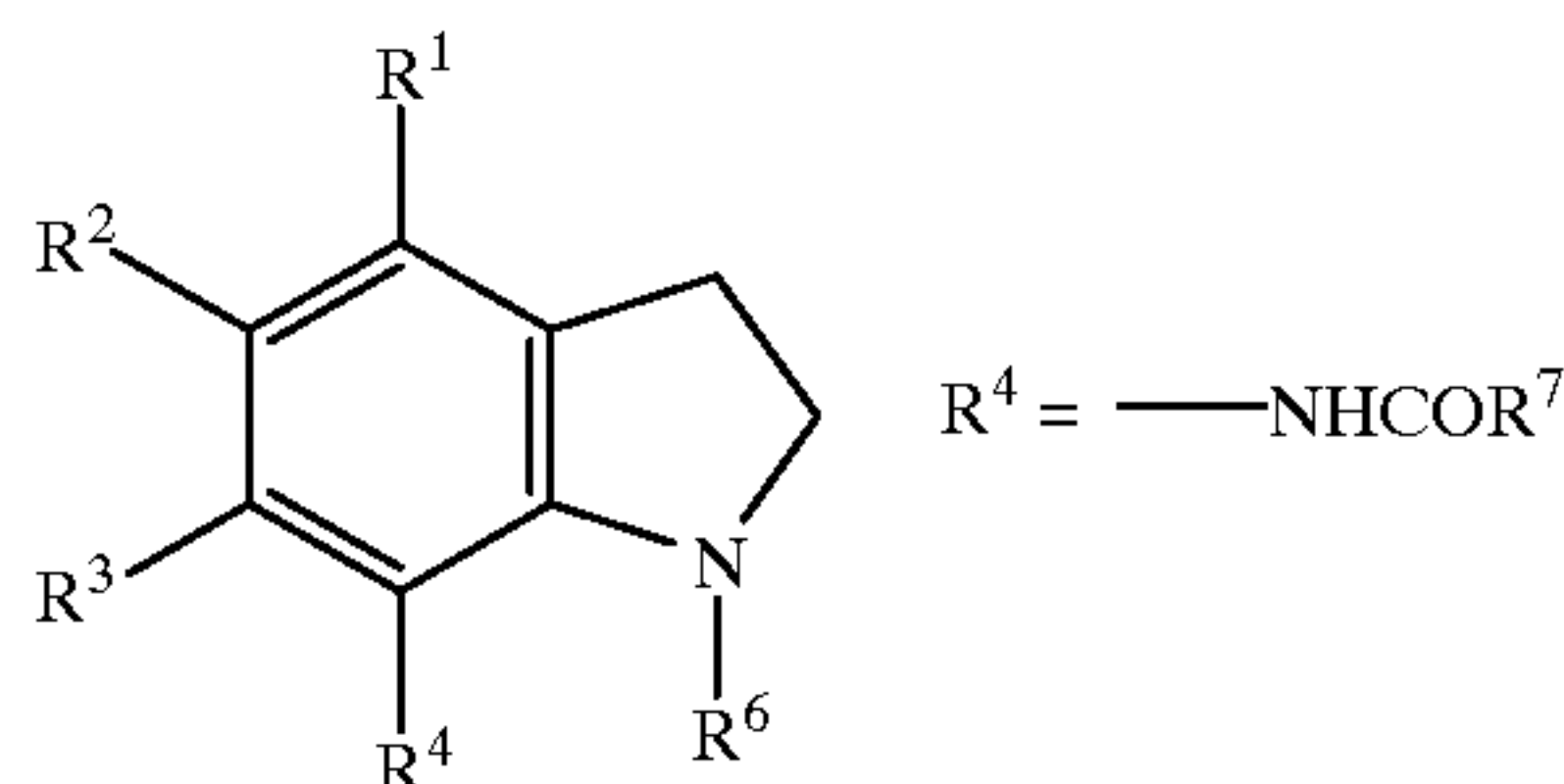
Example	R ¹	R ²	R ³	R ⁷	R ⁶
126	-CH ₃	-CH ₂ CO ₂ H	-CH ₃	-C(CH ₃) ₃	-(CH ₂) ₅ CH ₃
127	-CH ₃	-CH ₂ CO ₂ H	-CH ₃	-C(CH ₃) ₃	-CH ₂ CH(CH ₂ CH ₃) ₂
128	-CH ₃	-CH ₂ CO ₂ H	-CH ₃	-C(CH ₃) ₃	-(CH ₂) ₆ CH ₃
129	-CH ₃	-CH ₂ CO ₂ H	-CH ₃	-C(CH ₃) ₃	
130	-CH ₃	-CH ₂ CO ₂ H	-CH ₃	-C(CH ₃) ₃	-(CH ₂) ₂ CH(CH ₂ CH ₃) ₂
131	-CH ₃	-CH ₂ CO ₂ H	-CH ₃	-C(CH ₃) ₃	-(CH ₂) ₂ O(CH ₂) ₃ CH ₃
132	-CH ₃	-CH ₂ CO ₂ H	-CH ₃	-C(CH ₃) ₃	-(CH ₂) ₂ S(CH ₂) ₃ CH ₃
133	-CH ₃	-CH ₂ CO ₂ H	-CH ₃	-C(CH ₃) ₃	
134	-CH ₃	-CH ₂ CO ₂ H	-CH ₃	-C(CH ₃) ₃	-(CH ₂) ₃ CH(CH ₂ CH ₃) ₂
135	-CH ₃	-CH ₂ CO ₂ H	-CH ₃	-C(CH ₃) ₃	-(CH ₂) ₃ O(CH ₂) ₃ CH ₃
136	-CH ₃	-CH ₂ CO ₂ H	-CH ₃	-C(CH ₃) ₃	-(CH ₂) ₃ S(CH ₂) ₃ CH ₃
137	-CH ₃	-CH ₂ CO ₂ H	-CH ₃	-C(CH ₃) ₃	-(CH ₂) ₈ CH ₃
138	-CH ₃	-CH ₂ CO ₂ H	-CH ₃	-C(CH ₃) ₃	-(CH ₂) ₉ CH ₃
139	-CH ₂ CH ₃	-CH ₂ CO ₂ H	-CH ₂ CH ₃	-C(CH ₃) ₃	-(CH ₂) ₅ CH ₃
140	-CH ₂ CH ₃	-CH ₂ CO ₂ H	-CH ₂ CH ₃	-C(CH ₃) ₃	-(CH ₂) ₇ CH ₃
141	-CH ₂ CH ₃	-CH ₂ CO ₂ H	-CH ₂ CH ₃	-C(CH ₃) ₃	-(CH ₂) ₉ CH ₃

TABLE 12



Example	R ¹	R ²	R ³	R ⁷	R ⁶
142	-OCH ₃	-CH ₂ CO ₂ H	-OCH ₃	-C(CH ₃) ₃	-(CH ₂) ₅ CH ₃
143	-OCH ₃	-CH ₂ CO ₂ H	-OCH ₃	-C(CH ₃) ₃	-(CH ₂) ₇ CH ₃
144	-OCH ₃	-CH ₂ CO ₂ H	-OCH ₃	-C(CH ₃) ₃	-(CH ₂) ₉ CH ₃
145	-CH ₃	-CH ₂ OH	-CH ₃	-C(CH ₃) ₃	-(CH ₂) ₅ CH ₃
146	-CH ₃	-CH ₂ OH	-CH ₃	-C(CH ₃) ₃	-(CH ₂) ₇ CH ₃
147	-CH ₃	-CH ₂ OH	-CH ₃	-C(CH ₃) ₃	-(CH ₂) ₉ CH ₃
148	-CH ₃	-CH ₂ CO ₂ H	-CH ₃	-C(CH ₃) ₂ (CH ₂) ₃ CH ₃	-(CH ₂) ₇ CH ₃
149	-CH ₃	-CH ₂ CO ₂ H	-CH ₃	-C(CH ₃) ₂ (CH ₂) ₅ CH ₃	-(CH ₂) ₇ CH ₃
150	-CH ₃	-CH ₂ CO ₂ H	-CH ₃		-(CH ₂) ₇ CH ₃
151	-CH ₃	-CH ₂ CO ₂ H	-CH ₃		-(CH ₂) ₇ CH ₃
152	-CH ₃	-CH ₂ CO ₂ H	-CH ₃	-NH(CH ₂) ₃ CH ₃	-(CH ₂) ₅ CH ₃

TABLE 12-continued



Example	R ¹	R ²	R ³	R ⁷	R ⁶
153	—CH ₃	—CH ₂ CO ₂ H	—CH ₃	—NH(CH ₂) ₃ CH ₃	—(CH ₂) ₇ CH ₃
154	—CH ₃	—CH ₂ CO ₂ H	—CH ₃	—NH(CH ₂) ₃ CH ₃	—(CH ₂) ₉ CH ₃

The ¹H-NMR values of the compounds of the above Examples 126–154 are shown in the following.

Example 126: 0.70–1.00 (3H, br-t), 1.10–1.70 (8H, m), 1.35 (9H, s), 1.80–2.10 (2H, m), 2.10 (6H, s), 2.40–2.70 (4H, m), 2.80–2.90 (2H, m), 3.68 (2H, s), 7.35 (1H, br), 9.50 (2H, br).

Example 127: 0.70–1.00 (6H, br-t), 1.10–1.70 (5H, m), 1.35 (9H, s), 1.80–2.10 (2H, m), 2.10 (6H, s), 2.40–2.70 (4H, m), 2.80–2.90 (2H, m), 3.68 (2H, s), 7.35 (1H, br), 9.50 (2H, br).

Example 128: 0.70–1.00 (3H, br-t), 1.10–1.70 (10H, m), 1.35 (9H, s), 1.80–2.10 (2H, m), 2.10 (6H, s), 2.40–2.70 (4H, m), 2.80–2.90 (2H, m), 3.68 (2H, s), 7.35 (1H, br), 9.50 (2H, br).

Example 129: 0.80–1.70 (11H, m), 1.35 (9H, s), 1.80–2.10 (2H, m), 2.10 (6H, s), 2.40–2.70 (4H, m), 2.80–2.90 (2H, m), 3.68 (2H, s), 7.35 (1H, br), 9.50 (2H, br).

Example 130: 0.70–1.00 (6H, br-t), 1.10–1.70 (7H, m), 1.35 (9H, s), 1.80–2.10 (2H, m), 2.10 (6H, s), 2.40–2.70 (4H, m), 2.80–2.90 (2H, m), 3.68 (2H, s), 7.35 (1H, br), 9.50 (2H, br).

Example 131: 0.70–1.10 (3H, br-t), 1.10–1.70 (4H, m), 1.35 (9H, s), 1.80–2.10 (2H, m), 2.10 (6H, s), 2.40–2.70 (4H, m), 2.80–2.90 (2H, m), 3.30–3.60 (4H, m), 3.68 (2H, s), 7.35 (1H, br), 9.50 (2H, br).

Example 132: 0.70–1.10 (3H, br-t), 1.10–1.70 (4H, m), 1.35 (9H, s), 1.80–2.10 (2H, m), 2.10 (6H, s), 2.40–2.70 (4H, m), 2.80–2.90 (2H, m), 3.20–3.50 (4H, m), 3.68 (2H, s), 7.35 (1H, br), 9.50 (2H, br).

Example 133: 0.80–1.70 (13H, m), 1.35 (9H, s), 1.80–2.10 (2H, m), 2.10 (6H, s), 2.40–2.70 (4H, m), 2.80–2.90 (2H, m), 3.68 (2H, s), 7.35 (1H, br), 9.50 (2H, br).

Example 134: 0.70–1.00 (6H, br-t), 1.10–1.70 (9H, m), 1.35 (9H, s), 1.80–2.10 (2H, m), 2.10 (6H, s), 2.40–2.70 (4H, m), 2.80–2.90 (2H, m), 3.68 (2H, s), 7.35 (1H, br), 9.50 (2H, br).

Example 135: 0.70–1.10 (3H, br-t), 1.10–1.70 (6H, m), 1.35 (9H, s), 1.80–2.10 (2H, m), 2.10 (6H, s), 2.40–2.70 (4H, m), 2.80–2.90 (2H, m), 3.30–3.60 (4H, m), 3.68 (2H, s), 7.35 (1H, br), 9.50 (2H, br).

Example 136: 0.70–1.10 (3H, br-t), 1.10–1.70 (6H, m), 1.35 (9H, s), 1.80–2.10 (2H, m), 2.10 (6H, s), 2.40–2.70 (4H, m), 2.80–2.90 (2H, m), 3.20–3.50 (4H, m), 3.68 (2H, s), 7.35 (1H, br), 9.50 (2H, br).

Example 137: 0.70–1.10 (3H, br-t), 1.10–1.70 (14H, m), 1.35 (9H, s), 1.80–2.10 (2H, m), 2.10 (6H, s), 2.40–2.70 (4H, m), 2.80–2.90 (2H, m), 3.68 (2H, s), 7.35 (1H, br), 9.50 (2H, br).

Example 138: 0.70–1.10 (3H, br-t), 1.10–1.70 (16H, m), 1.35 (9H, s), 1.80–2.10 (2H, m), 2.10 (6H, s), 2.40–2.70 (4H, m), 2.80–2.90 (2H, m), 3.68 (2H, s), 7.35 (1H, br), 9.50 (2H, br).

Example 139: 0.70–1.10 (3H, br-t), 1.10–1.70 (14H, m), 1.35 (9H, s), 1.80–2.10 (2H, m), 2.40 (2H, q), 2.43 (2H, q), 2.40–2.70 (4H, m), 2.80–2.90 (2H, m), 3.68 (2H, s), 7.35 (1H, br), 9.50 (2H, br).

Example 140: 0.70–1.10 (3H, br-t), 1.10–1.70 (18H, m), 1.35 (9H, s), 1.80–2.10 (2H, m), 2.40 (2H, q), 2.43 (2H, q), 2.40–2.70 (4H, m), 2.80–2.90 (2H, m), 3.68 (2H, s), 7.35 (1H, br), 9.50 (2H, br).

Example 141: 0.70–1.10 (3H, br-t), 1.10–1.70 (22H, m), 1.35 (9H, s), 1.80–2.10 (2H, m), 2.40 (2H, q), 2.43 (2H, q), 2.40–2.70 (4H, m), 2.80–2.90 (2H, m), 3.68 (2H, s), 7.35 (1H, br), 9.50 (2H, br).

Example 142: 0.70–1.10 (3H, br-t), 1.10–1.70 (8H, m), 1.35 (9H, s), 1.80–2.10 (2H, m), 2.40–2.70 (4H, m), 2.80–2.90 (2H, m), 3.52 (2H, s), 3.73 (3H, s), 3.77 (3H, s), 7.35 (1H, br), 9.50 (2H, br).

Example 143: 0.70–1.10 (3H, br-t), 1.10–1.70 (12H, m), 1.35 (9H, s), 1.80–2.10 (2H, m), 2.40–2.70 (4H, m), 2.80–2.90 (2H, m), 3.52 (2H, s), 3.73 (3H, s), 3.77 (3H, s), 7.35 (1H, br), 9.50 (2H, br).

Example 144: 0.70–1.10 (3H, br-t), 1.10–1.70 (16H, m), 1.35 (9H, s), 1.80–2.10 (2H, m), 2.40–2.70 (4H, m), 2.80–2.90 (2H, m), 3.52 (2H, s), 3.73 (3H, s), 3.77 (3H, s), 7.35 (1H, br), 9.50 (2H, br).

Example 145: 0.70–1.10 (3H, br-t), 1.10–1.70 (8H, m), 1.35 (9H, s), 1.80–2.10 (2H, m), 2.17 (3H, s), 2.23 (3H, s), 2.40–2.70 (4H, m), 2.80–2.90 (2H, m), 4.65 (2H, s), 7.35 (1H, br), 9.50 (2H, br).

Example 146: 0.70–1.10 (3H, br-t), 1.10–1.70 (12H, m), 1.35 (9H, s), 1.80–2.10 (2H, m), 2.17 (3H, s), 2.23 (3H, s), 2.40–2.70 (4H, m), 2.80–2.90 (2H, m), 4.65 (2H, s), 7.35 (1H, br), 9.50 (2H, br).

Example 147: 0.70–1.10 (3H, br-t), 1.10–1.70 (16H, m), 1.35 (9H, s), 1.80–2.10 (2H, m), 2.17 (3H, s), 2.23 (3H, s), 2.40–2.70 (4H, m), 2.80–2.90 (2H, m), 4.65 (2H, s), 7.35 (1H, br), 9.50 (2H, br).

Example 148: 0.70–1.00 (6H, br-t), 1.10–1.70 (18H, m), 1.35 (6H, s), 1.80–2.10 (2H, m), 2.10 (6H, s), 2.40–2.70 (4H, m), 2.80–2.90 (2H, m), 3.68 (2H, s), 7.35 (1H, br), 9.50 (2H, br).

Example 149: 0.70–1.00 (6H, br-t), 1.10–1.70 (22H, m), 1.35 (6H, s), 1.80–2.10 (2H, m), 2.10 (6H, s), 2.40–2.70 (4H, m), 2.80–2.90 (2H, m), 3.68 (2H, s), 7.35 (1H, br), 9.50 (2H, br).

Example 150: 0.70–1.10 (3H, br-t), 1.10–2.00 (27H, m), 2.10 (6H, s), 2.40–2.70 (4H, m), 2.80–2.90 (2H, m), 3.68 (2H, s), 7.35 (1H, br), 9.50 (2H, br).

Example 151: 0.70–1.10 (3H, br-t), 1.10–1.70 (12H, m), 1.80–2.10 (2H, m), 2.10 (6H, s), 2.40–2.70 (4H, m), 2.80–2.90 (2H, m), 3.53 (2H, s), 3.68 (2H, s), 7.30 (5H, s), 7.35 (1H, br), 9.50 (2H, br).

Example 152: 0.70–1.10 (6H, br-t), 1.10–1.70 (12H, m), 1.80–2.10 (2H, m), 2.10 (6H, s), 2.40–2.90 (8H, m), 3.68 (2H, s), 7.35 (1H, br), 9.50 (2H, br).

Example 153: 0.70–1.10 (6H, br-t), 1.10–1.70 (16H, m), 1.80–2.10 (2H, m), 2.10 (6H, s), 2.40–2.90 (8H, m), 3.68 (2H, s), 7.35 (1H, br), 9.50 (2H, br).

Example 154: 0.70–1.10 (6H, br-t), 1.10–1.70 (20H, m), 1.80–2.10 (2H, m), 2.10 (6H, s), 2.40–2.90 (8H, m), 3.68 (2H, s), 7.35 (1H, br), 9.50 (2H, br).

EXAMPLE 155

N-(1-Octyl-5-carboxy-6-methylindolin-7-yl)-2,2-dimethylpropanamide

(1) 5-Bromo-7-methyl-7-nitroindoline (3.6 g) was dissolved in N,N-dimethylformamide (36 ml), and sodium hydride (677 mg) was added, which was followed by stirring at room temperature for 0.5 hr. 1-Iodoctane (3.4 g) was added to the reaction mixture and the mixture was stirred at the same temperature for 24 hr. Ethyl acetate (200 ml) was added to the reaction mixture, and the mixture was washed with water and dried over anhydrous sodium sulfate. Ethyl acetate was evaporated under reduced pressure. The residue was purified by gel column chromatography (eluent: ethyl acetate/n-hexane=1/100–1/50) to give 4.0 g of oily 1-octyl-5-bromo-6-methyl-7-nitroindoline.

IR (Nujol)cm⁻¹; 1610, 1568.

¹H-NMR (CDCl₃) δ;

0.88 (3H, br-t, J=7 Hz, —(CH₂)₇CH₃), 1.00–1.70 (12H, m, —CH₂(CH₂)₆—), 2.25 (3H, s, indoline C₆—CH₃), 2.93 (2H, t, J=8 Hz, indoline C₃—H₂), 2.94 (2H, t, J=7 Hz, >NCH₂—), 3.57 (2H, t, J=8 Hz, indoline C₂—H₂), 7.19 (1H, s, indoline C₄—H).

(2) 1-Octyl-5-bromo-6-methyl-7-nitroindoline (4.0 g) was dissolved in N-methylpyrrolidone (40 ml), and copper cyanide (1.9 g) was added, which was followed by stirring at 190° C. for 1 hr. Ethyl acetate (100 ml) and water (100 ml) were added to the reaction mixture. The insoluble matter was filtered off. The ethyl acetate layer was washed with water and dried over anhydrous sodium sulfate. Ethyl acetate was evaporated under reduced pressure. The residue was purified by silica gel column chromatography (eluent: ethyl acetate/n-hexane=1/5–1/3) to give 2.4 g of oily 1-octyl-5-cyano-6-methyl-7-nitroindoline.

IR (Nujol)cm⁻¹; 2214, 1620.

¹H-NMR (CDCl₃) δ;

0.88 (3H, br-t, J=7 Hz, —(CH₂)₇CH₃), 1.00–1.70 (12H, m, —CH₂(CH₂)₆—), 2.38 (3H, s, indoline C₆—CH₃), 3.03 (2H, t, J=8 Hz, indoline C₃—H₂), 3.04 (2H, t, J=7 Hz, >NCH₂—), 3.73 (2H, t, J=8 Hz, indoline C₂—H₂), 7.15 (1H, s, indoline C₄—H).

(3) 1-Octyl-5-cyano-6-methyl-7-nitroindoline (2.4 g) was dissolved in n-propanol and a solution of NaOH (3.0 g) in water (10 ml) was added, which was followed by refluxing for 20 hr. n-Propanol was evaporated under reduced pressure and ethyl acetate (100 ml) was added to the residue. The mixture was washed with water and dried over anhydrous sodium sulfate. Ethyl acetate was evaporated under reduced pressure. The residue was purified by

silica gel column chromatography (eluent: ethyl acetate/benzene=1/5–1/1) to give 1.4 g of 1-octyl-5-carboxy-6-methyl-7-nitroindoline as crystals.

IR (Nujol)cm⁻¹; 1679, 1620.

¹H-NMR (CDCl₃) δ;

0.88 (3H, br-t, J=7 Hz, —(CH₂)₇CH₃), 1.00–1.70 (12H, m, —CH₂(CH₂)₆—), 2.47 (3H, s, indoline C₆—CH₃), 3.02 (2H, t, J=8 Hz, indoline C₃—H₂), 3.03 (2H, t, J=7 Hz, >NCH₂—), 3.69 (2H, t, J=8 Hz, indoline C₂—H₂), 5.00 (1H, br, —CO₂H), 7.73 (1H, s, indoline C₄—H).

(4) 1-Octyl-5-carboxy-6-methyl-7-nitroindoline (1.4 g) was dissolved in methanol (30 ml), and conc. sulfuric acid (4.1 g) was added, which was followed by refluxing for 4 hr. Methanol was evaporated under reduced pressure. Ethyl acetate (100 ml) was added to the residue. The mixture was washed with water and dried over anhydrous sodium sulfate. Ethyl acetate was evaporated under reduced pressure. The residue was purified by silica gel column chromatography (eluent: chloroform/methanol=1/0–10/1) to give 750 mg of 1-octyl-5-methoxycarbonyl-6-methyl-7-nitroindoline as crystals.

IR (Nujol) cm⁻¹; 1679, 1620.

¹H-NMR (CDCl₃) δ;

0.88 (3H, br-t, J=7 Hz, —(CH₂)₇CH₃), 1.00–1.70 (12H, m, —CH₂(CH₂)₆—), 2.43 (3H, s, indoline C₆—CH₃), 3.00 (2H, t, J=8 Hz, indoline C₃—H₂), 3.02 (2H, t, J=7 Hz, >NCH₂—), 3.66 (2H, t, J=8 Hz, indoline C₂—H₂), 3.82 (3H, s, —CO₂CH₃), 7.62 (1H, s, indoline C₂—H).

(5) 1-Octyl-5-methoxycarbonyl-6-methyl-7-nitroindoline (750 mg) was dissolved in ethanol (50 ml), and 10% palladium-carbon (150 mg), which was followed by hydrogenation at 40° C. for 15 hr. 10% Palladium-carbon was filtered off and ethanol was evaporated under reduced pressure. Chloroform (100 ml) was added to the residue. The mixture was washed with water and dried over anhydrous sodium sulfate. Chloroform was evaporated under reduced pressure. The obtained 1-octyl-7-amino-5-methoxycarbonyl-6-methylindoline was dissolved in chloroform (10 ml). Pivaloyl chloride (310 mg) and triethylamine (286 mg) were added under ice-cooling, which was followed by stirring at room temperature for 1 hr. Chloroform (50 ml) was added to the reaction mixture. The mixture was washed successively with 5% aqueous citric acid and water, and dried over anhydrous sodium sulfate. Chloroform was evaporated under reduced pressure. The residue was purified by silica gel column chromatography (eluent: chloroform/methanol=1/0–20/1) to give 580 mg of oily N-(1-octyl-5-methoxycarbonyl-6-methylindolin-7-yl)-2,2-dimethylpropanamide.

IR (Nujol)cm⁻¹; 1708, 1651.

¹H-NMR (CDCl₃) δ;

0.87 (3H, br-t, J=7 Hz, —(CH₂)₇CH₃), 1.00–1.70 (12H, m, —CH₂(CH₂)₆—), 1.34 (9H, s, —C(CH₃)₃), 2.39 (3H, s, indoline C₆—CH₃), 2.93 (2H, t, J=8 Hz, indoline C₃—H₂), 3.25 (2H, t, J=7 Hz, >NCH₂—), 3.51 (2H, t, J=8 Hz, indoline C₂—H₂), 3.79 (3H, s, —CO₂CH₃), 6.76 (1H, br, —CONH—), 7.55 (1H, s, indoline C₄—H).

(6) N-(1-Octyl-5-methoxycarbonyl-6-methylindolin-7-yl)-2,2-dimethylpropanamide (580 mg) was dissolved in methanol (10 ml) and a solution of NaOH (290 mg) in water (5 ml) was added, which was followed by stirring at 60° C. for 4 hr. Methanol was evaporated under reduced pressure. Water (50 ml) was added to the residue and the mixture was washed with ethyl acetate (20 ml). The aqueous layer was adjusted to pH 6–7 with 2N sulfuric acid and extracted with chloroform (100 ml). The chloroform layer was washed with water and dried over

anhydrous sodium sulfate. Chloroform was evaporated under reduced pressure to give 380 mg of the title compound.

IR (Nujol)cm⁻¹; 1668, 1645, 1615.

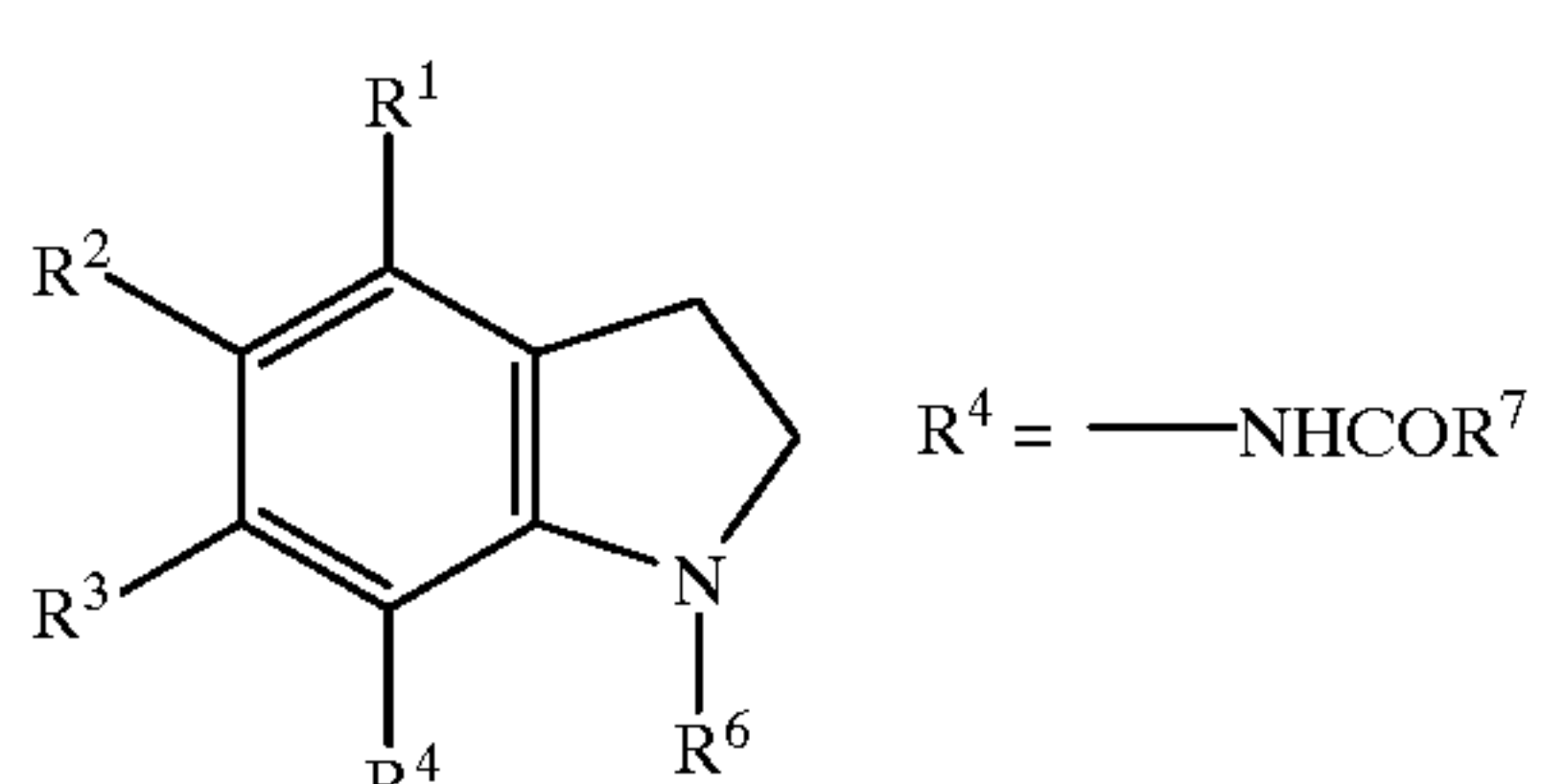
¹H-NMR (CDCl₃) δ;

0.79 (3H, br, —(CH₂)₇CH₃), 0.80–1.80 (12H, m, —CH₂ (CH₂)₆), 1.34 (9H, s, —C(CH₃)₃), 2.38 (3H, s, indoline C₆—H₃), 2.94 (2H, t, J=8 Hz, indoline C₃—H₂), 3.27 (2H, t, J=7 Hz, >NCH₂—), 3.54 (2H, t, J=8 Hz, indoline C₂—H₂), 6.80 (2H, br, —CONH—, —CO₂H), 7.67 (1H, s, indoline C₄—H).

EXAMPLES 156–160

The compounds of Table 13 were obtained according to the method of the above Example 155.

TABLE 13



Example	R ¹	R ²	R ³	R ⁷	R ⁶
156	—H	—CO ₂ H	—CH ₃	—C(CH ₃) ₃	—(CH ₂) ₅ CH ₃
157	—H	—CO ₂ H	—CH ₃	—C(CH ₃) ₃	—(CH ₂) ₉ CH ₃
158	—CH ₃	—CO ₂ H	—CH ₃	—C(CH ₃) ₃	—(CH ₂) ₅ CH ₃
159	—CH ₃	—CO ₂ H	—CH ₃	—C(CH ₃) ₃	—(CH ₂) ₇ CH ₃
160	—CH ₃	—CO ₂ H	—CH ₃	—C(CH ₃) ₃	—(CH ₂) ₉ CH ₃

The ¹H-NMR values of the compounds of the above Examples 156–160 are shown in the following.

Example 156: 0.79 (3H, br-t), 0.80–1.80 (8H, m), 1.34 (9H, s), 2.38 (3H, s), 2.94 (2H, t), 3.27 (2H, t), 3.54 (2H, t), 6.80 (2H, br), 7.67 (1H, s).

Example 157: 0.79 (3H, br-t), 0.80–1.80 (16H, m), 1.34 (9H, s), 2.38 (3H, s), 2.94 (2H, t), 3.27 (2H, t), 3.54 (2H, t), 6.80 (2H, br), 7.67 (1H, s).

Example 158: 0.79 (3H, br-t), 0.80–1.80 (8H, m), 1.33 (9H, s), 2.40 (3H, s), 2.45 (3H, s), 2.95 (2H, t), 3.26 (2H, t), 3.54 (2H, t), 6.80 (2H, br).

Example 159: 0.79 (3H, br-t), 0.80–1.80 (12H, m), 1.33 (9H, s), 2.40 (3H, s), 2.45 (3H, s), 2.95 (2H, t), 3.26 (2H, t), 3.54 (2H, t), 6.80 (2H, br).

Example 160: 0.79 (3H, br-t), 0.80–1.80 (16H, m), 1.33 (9H, s), 2.40 (3H, s), 2.45 (3H, s), 2.95 (2H, t), 3.26 (2H, t), 3.54 (2H, t), 6.80 (2H, br).

With the aim of demonstrating the superior properties of the compound of the present invention, ACAT inhibitory activity, serum total cholesterol reducing effect, in vitro plasma lipoperoxidation inhibitory activity, ex vivo plasma lipoperoxidation inhibitory activity, solubility in water at pH 6.8 and plasma concentration on oral administration were determined.

Experimental Example 1

ACAT Inhibitory Activity

A high cholesterol feed [a feed added with cholesterol (1%), Clea Japan, Inc.] was fed to male Japanese white rabbits weighing 2–2.5 kg at 100 g per day and the rabbits were bred for 4 weeks. The rabbits were killed by bleeding

under anesthesia and small intestine was removed. The mucosal membrane of small intestine was peeled, collected and homogenated. The homogenate was centrifuged at 4° C. and 10,000 rpm for 15 min. The obtained supernatant was further centrifuged at 4° C. and 41,000 rpm for 30 minutes to give microsomal fractions. The microsomal suspension as an enzyme sample, dimethyl sulfoxide (DMSO, 5 μl) or a test compound dissolved in DMSO (test compound solution 5 μl), and reaction substrate [1-¹⁴C]-oleoyl CoA were added to 0.15M phosphate buffer to the total amount of 500 μl. After incubation at 37° C. for 7 minutes, a chloroform-methanol mixture was added to stop the reaction. Water was added thereto and mixed, and chloroform layer was separated. The solvent was evaporated to dryness, and the residue was re-dissolved in n-hexane. The mixture was subjected to thin layer chromatography using a silica gel plate. The spots of cholesteryl oleate on the silica gel plate were scraped, and quantitatively assayed on a liquid scintillation counter. The ACAT inhibitory activity of the test compound was expressed as a proportion (%) of inhibition of cholesteryl oleate, namely, the proportion of inhibition of cholesteryl oleate production as compared to control, the results of which are shown in Table 14.

TABLE 14

Test compound	ACAT inhibition (%)
Example 1	99.2
Example 3	92.5
Example 4	93.6
Example 36	94.0
Example 40	92.7
Example 76	94.7
Example 116	92.0
Example 120	92.3
Example 121	92.5
Example 122	92.0
Example 125	93.0
YM-750	92.0

YM-750: 1-cycloheptyl-1-[(2-fluorenyl)methyl]-3-(2,4,6-trimethyl-phenyl) urea

Experimental Example 2

Serum Total Cholesterol Reducing Effect

Male Wistar rats weighing 180–200 g were bred under free access to a high cholesterol feed [added with cholesterol (1%), cholic acid (0.5%) and coconut oil (10%), Clea Japan, Inc.] for 3 days, during which period a test compound (3 mg/kg and 10 mg/kg) suspended in 5% gum arabic solution was forcibly administered once a day orally for 3 days. Only 5% gum arabic solution was administered to control animals. After final administration, the test animals were fasted and blood was taken 5 hours later. The serum total cholesterol level was determined using a commercially available assay kit (cholesterol-CII-Test Wako, Wako Pure Chemical Industries, Ltd.). The activity of the test compound was expressed as a proportion (%) of reduction of serum total cholesterol level, namely, the proportion of reduction of serum total cholesterol as compared to control, the results of which are shown in Table 15.

TABLE 15

Test compound	Reduction (%) of serum total cholesterol	
	3 mg/kg/day	10 mg/kg/day
Example 1	52.8	57.1
Example 3	54.2	61.2
Example 4	58.8	57.5
Example 18	45.1	56.6
Example 25	45.0	52.3
Example 36	60.0	58.9
Example 40	51.3	56.2
Example 71	26.5	52.3
Example 81	31.7	53.8
Example 116	26.5	50.9
Example 120	45.8	44.6
Example 121	87.8	48.1
Example 122	88.2	50.0
Example 125	30.2	47.9
Example 155	55.2	58.5
Example 159	53.8	57.5
YM-750	37.7	46.4

YM-750: 1-cycloheptyl-1-[(2-fluorenyl)methyl]-3-(2,4,6-trimethyl-phenyl) urea

Experimental Example 3

In vitro Plasma Lipoperoxidation Inhibitory Activity

Under ether anesthesia, blood was taken from male Wister rats weighing 160–190 g that had been fasted for 16 hours, and heparinized plasma was separated by conventional method. DMSO (10 μ l) or a test compound (final concentration 10^{-5} M) dissolved in DMSO (test compound solution 10 μ l) was added to plasma (1.0 ml), and the mixture was incubated at 37° C. for 5 minutes. Distilled water (10 μ l) or aqueous solution (10 μ l) of copper sulfate (final concentration 1M) was added, followed by incubation at 37° C. for 4 minutes. After incubation, the concentration of lipid peroxide in the sample was determined using a commercially available assay kit (Lipoperoxide Test Wako, Wako Pure Chemical Industries, Ltd.). Specifically, lipid peroxide in the sample was allowed to develop color by thiobarbiturate method and assayed as malondialdehyde. The activity of the test compound was expressed as a proportion (%) of inhibition of malondialdehyde production, namely, the proportion of inhibition of malondialdehyde production as compared to control, the results of which are shown in Table 16.

TABLE 16

Test compound	Inhibition (%) of plasma lipoperoxidation
Example 1	51.7
Example 3	49.2
Example 4	51.2
Example 11	44.5
Example 18	44.0
Example 25	63.5
Example 36	41.5
Example 71	48.1
Example 76	51.7
Example 81	47.1
Example 116	45.5
Example 121	41.6
Example 125	48.0
Example 155	47.7
Example 159	48.3

Experimental Example 4

Ex vivo Plasma Lipoperoxidation Inhibitory Activity

A test compound suspended in 5% gum arabic solution was forcibly administered orally to male Wister rats weigh-

ing 160–190 g that had been fasted for 16 hr. Only 5% gum arabic solution was administered to control animals. At 1 hour after administration, blood was taken under ether anesthesia and heparinized plasma was separated by conventional method. The plasma (1.0 ml) was processed in the same manner as in Experimental Example 3 and the amount of produced malondialdehyde was determined. The activity of the test compound was expressed as a proportion (%) of inhibition of malondialdehyde production, namely, the proportion of inhibition of malondialdehyde production as compared to control, the results of which are shown in Table 17.

TABLE 17

Dose	Inhibition (%) of plasma lipoperoxidation			
	Example 4	Example 18	Example 36	Probucol
10 mg/kg	39.0	27.1	41.6	—
100 mg/kg	—	—	—	15.4

Probucol: 4,4-isopropylidenedithiobis(2,6-di-t-butylphenol)

Experimental Example 5

Solubility

A pulverized test compound (10 mg) was added to buffer (1 ml, pH 6.8), and the mixture was shaken for 1 hr at 25° C. The mixture was passed through a membrane filter and the concentration of the test compound in the filtrate was determined by high performance liquid chromatography, the results of which are shown in Table 18.

Table 18

Test compound	Solubility (mg/ml)
Example 4	6.9
Example 18	7.3
Example 25	0.8
Example 36	4.2
Example 71	0.1
YM-750	<0.01

YM-750: 1-cycloheptyl-1-[(2-fluorenyl)methyl]-3-(2,4,6-trimethyl-phenyl) urea

Experimental Example 6

Oral Administration

A test compound (30 mg/kg) suspended in 5% gum arabic solution was forcibly administered orally to male Wister rats weighing 200–250 g that had been fasted for 16 hr. At 0.5, 1, 2, 4 and 6 hours after administration, blood was taken and heparinized plasma was separated by conventional method. The concentration of the test compound in the plasma was determined by high performance liquid chromatography, the results of which are shown in Table 19.

TABLE 19

Test compound	Highest concentration in plasma (μ g/ml)
Example 4	1.4
Example 36	2.2

Experimental Example 7

Oral Administration

A test compound (30 mg/kg) suspended in 5% gum arabic solution was forcibly administered orally to male SD rats

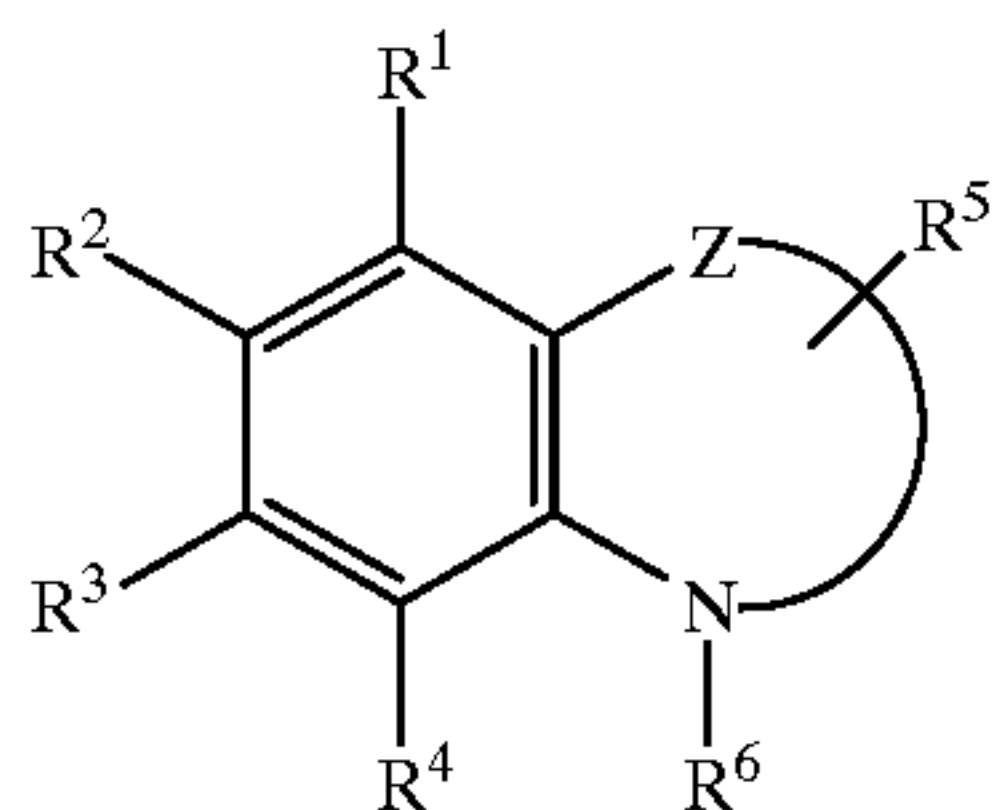
weighing 200–250 g that had been fasted for 16 hr. At 0.5, 1, 2, 4 and 6 hours after administration, blood was taken and heparinized plasma was separated by conventional method. The concentration of the test compound in the plasma was determined by high performance liquid chromatography, the results of which are shown in Table 20.

TABLE 20

Test compound	Highest concentration in plasma ($\mu\text{g/ml}$)
Example 4	13.6
Example 36	12.2

What is claimed is:

1. A heterocyclic compound of the formula (I)



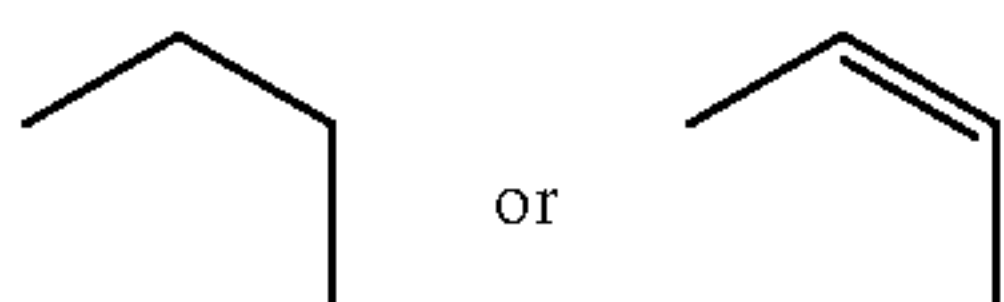
wherein

one of R^1 , R^2 and R^5 is hydroxy, carboxy, alkoxy-carbonyl, a group of the formula $-\text{NR}^9\text{R}^{10}$ wherein R^9 and R^{10} are each independently hydrogen atom or lower alkyl, or alkyl or alkenyl substituted by hydroxy, carboxy, sulfonic acid group or phosphoric acid group, alkoxy-carbonyl or a group of the formula $-\text{NR}^9\text{R}^{10}$ wherein R^9 and R^{10} are each independently hydrogen atom or lower alkyl, and the other two are each independently hydrogen atom, lower alkyl or lower alkoxy;

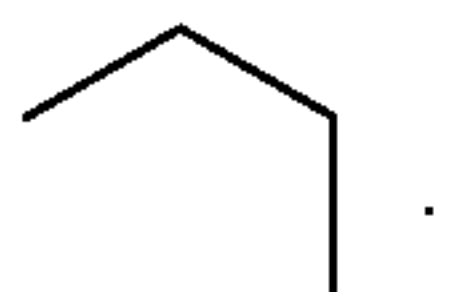
either R^3 or R^4 is a group of the formula $-\text{NHCOR}^7$ wherein R^7 is alkyl, alkoxyalkyl, alkylthioalkyl, cycloalkyl, cycloalkylalkyl, aryl, arylalkyl or a group of the formula $-\text{NHR}^8$ wherein R^8 is alkyl, cycloalkyl, cycloalkylalkyl, aryl or arylalkyl, and the other is hydrogen atom, lower alkyl or lower alkoxy;

R^6 is alkyl, alkenyl, alkoxyalkyl, alkylthioalkyl, cycloalkyl, cycloalkylalkyl or arylalkyl; and

Z is

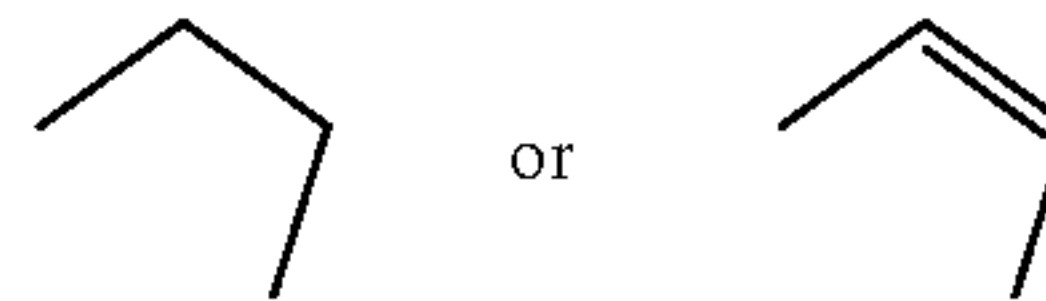


or a pharmaceutically acceptable salt thereof, provided that when one of R^1 , R^2 and R^5 is carboxy or alkoxy-carbonyl, Z should be a group of the formula



2. The heterocyclic compound of claim 1, wherein, in the formula (I), one of R^1 , R^2 and R^5 is alkyl or alkenyl substituted by hydroxy, carboxy, sulfonic acid group or phosphoric acid group, alkoxy-carbonyl or a group of the formula $-\text{NR}^9\text{R}^{10}$ wherein R^9 and R^{10} are each independently hydrogen atom or lower alkyl, and the other two are each independently hydrogen atom, lower alkyl or lower alkoxy, or a pharmaceutically acceptable salt thereof.

3. The heterocyclic compound of claim 2, wherein, in the formula (I), Z is



or a pharmaceutically acceptable salt thereof.

4. The heterocyclic compound of claim 3, wherein, in the formula (I), one of R^1 , R^2 and R^5 is alkyl substituted by hydroxy, carboxy, alkoxy-carbonyl or a group of the formula $-\text{NR}^9\text{R}^{10}$ wherein R^9 and R^{10} are each independently lower alkyl, and the other two are each independently hydrogen atom, lower alkyl or lower alkoxy, and either R^3 or R^4 is a group of the formula $-\text{NHCOR}^7$ wherein R^7 is alkyl, alkoxyalkyl, alkylthioalkyl, cycloalkyl, cycloalkylalkyl, aryl, arylalkyl or a group of the formula $-\text{NHR}^8$ wherein R^8 is alkyl, and the other is hydrogen atom, lower alkyl or lower alkoxy, or a pharmaceutically acceptable salt thereof.

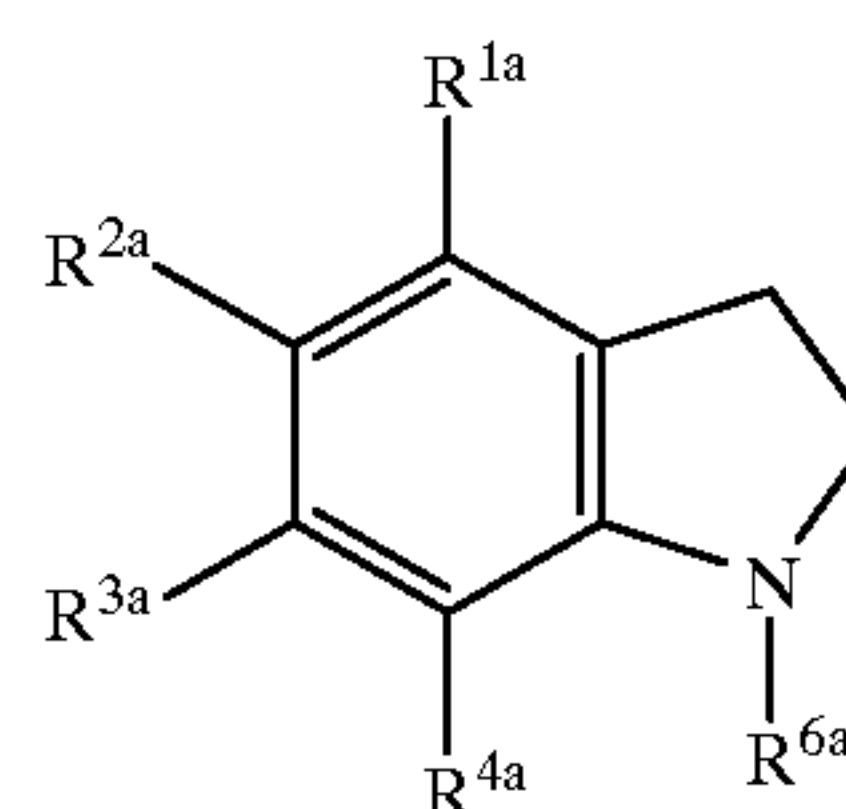
5. The heterocyclic compound of claim 4, wherein, in the formula (I), R^1 and R^3 are each independently hydrogen atom, lower alkyl or lower alkoxy, either R^2 or R^5 is alkyl substituted by hydroxy, carboxy, alkoxy-carbonyl or a group of the formula $-\text{NR}^9\text{R}^{10}$ wherein R^9 and R^{10} are each independently lower alkyl, and the other is hydrogen atom, lower alkyl or lower alkoxy, and R^4 is a group of the formula $-\text{NHCOR}^7$ wherein R^7 is alkyl, alkoxyalkyl, alkylthioalkyl, cycloalkyl, cycloalkylalkyl, aryl, arylalkyl or a group of the formula $-\text{NHR}^8$ wherein R^8 is alkyl, or a pharmaceutically acceptable salt thereof.

6. The heterocyclic compound of claim 5, wherein, in the formula (I), either R^2 or R^5 is alkyl substituted by hydroxy, carboxy, alkoxy-carbonyl or a group of the formula $-\text{NR}^9\text{R}^{10}$ wherein R^9 and R^{10} are each independently lower alkyl, and the other is hydrogen atom, or a pharmaceutically acceptable salt thereof.

7. The heterocyclic compound of claim 6, wherein, in the formula (I), R^1 and R^3 are each independently hydrogen atom or lower alkyl, either R^2 or R^5 is alkyl substituted by hydroxy, carboxy, alkoxy-carbonyl or a group of the formula $-\text{NR}^9\text{R}^{10}$ wherein R^9 and R^{10} are each independently lower alkyl, and the other is hydrogen atom, R^4 is a group of the formula $-\text{NHCOR}^7$ wherein R^7 is alkyl, cycloalkyl or cycloalkylalkyl, and R^6 is alkyl, cycloalkyl or cycloalkylalkyl, or a pharmaceutically acceptable salt thereof.

8. The heterocyclic compound of claim 7, wherein, in the formula (I), R^2 is alkyl substituted by hydroxy, carboxy, alkoxy-carbonyl or a group of the formula $-\text{NR}^9\text{R}^{10}$ wherein R^9 and R^{10} are each independently lower alkyl, and R^5 is hydrogen atom, or a pharmaceutically acceptable salt thereof.

9. The heterocyclic compound of claim 8, which is represented by the formula (IIa)



(IIa)

wherein R^{1a} is hydrogen atom or lower alkyl, R^{3a} is lower alkyl, R^{2a} is alkyl substituted by hydroxy or carboxy, R^{4a} is

61

a group of the formula —NHCOR^{7a} wherein R^{7a} is alkyl, cycloalkyl or cycloalkylalkyl, and R^{6a} is alkyl, cycloalkyl or cycloalkylalkyl, or a pharmaceutically acceptable salt thereof.

10. The heterocyclic compound of claim 9, wherein, in the formula (IIa), R^{1a} is hydrogen atom or lower alkyl, R^{3a} is lower alkyl, R^{2a} is alkyl substituted by hydroxy or carboxy, R^{4a} is a group of the formula —NHCOR^{7a} wherein R^{7a} is alkyl, and R^{6a} is alkyl, or a pharmaceutically acceptable salt thereof.

11. The heterocyclic compound of claim 10, wherein the compound of the formula (IIa) is selected from the group consisting of:

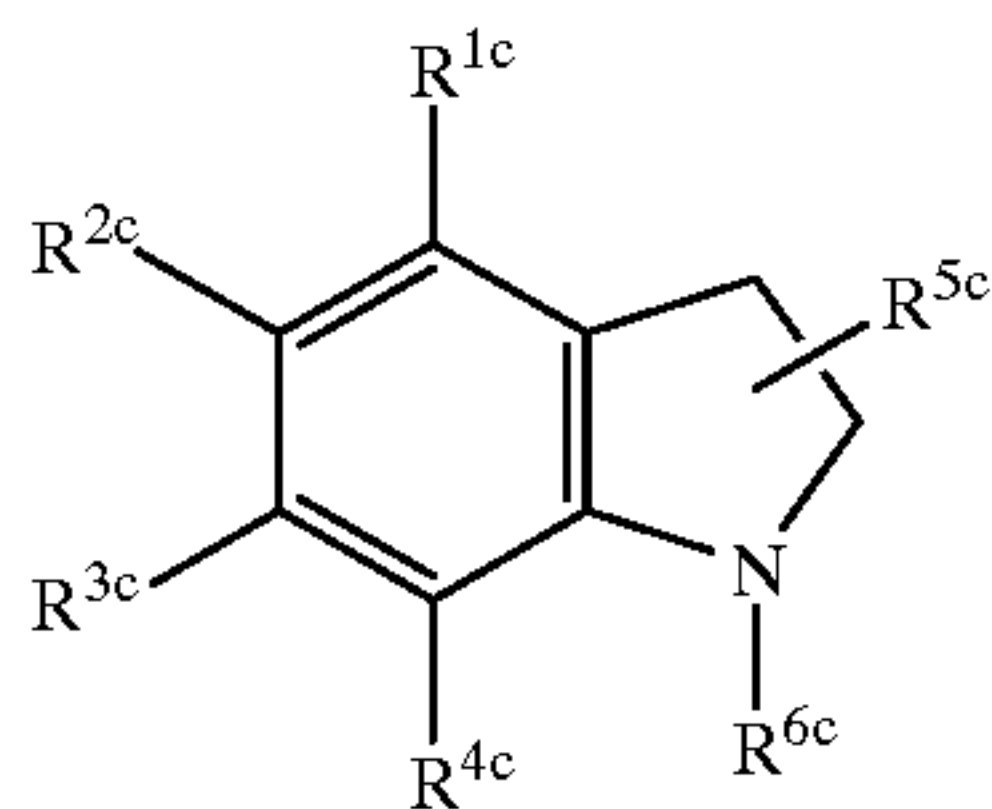
- (1) N-(1-hexyl-5-carboxyethyl-4,6-dimethylindolin-7-yl)-2,2-dimethylpropanamide,
- (2) N-(1-heptyl-5-carboxymethyl-4,6-dimethylindolin-7-yl)-2,2-dimethylpropanamide,
- (3) N-(1-octyl-5-carboxymethyl-4,6-dimethylindolin-7-yl)-2,2-dimethylpropanamide,
- (4) N-(1-nonyl-5-carboxymethyl-4,6-dimethylindolin-7-yl)-2,2-dimethylpropanamide,
- (5) N-(1-decyl-5-carboxymethyl-4,6-dimethylindolin-7-yl)-2,2-dimethylpropanamide,
- (6) N-(1-undecyl-5-carboxymethyl-4,6-dimethylindolin-7-yl)-2,2-dimethylpropanamide,
- (7) N-(1-dodecyl-5-carboxymethyl-4,6-dimethylindolin-7-yl)-2,2-dimethylpropanamide,
- (8) N-(1-hexyl-5-hydroxymethyl-6-methylindolin-7-yl)-2,2-dimethylpropanamide,
- (9) N-(1-hexyl-5-hydroxymethyl-4,6-dimethylindolin-7-yl)-2,2-dimethylpropanamide,
- (10) N-(1-heptyl-5-hydroxymethyl-6-methylindolin-7-yl)-2,2-dimethylpropanamide,
- (11) N-(1-heptyl-5-hydroxymethyl-4,6-dimethylindolin-7-yl)-2,2-dimethylpropanamide,
- (12) N-(1-octyl-5-hydroxymethyl-6-methylindolin-7-yl)-2,2-dimethylpropanamide, and
- (13) N-(1-octyl-5-hydroxymethyl-4,6-dimethylindolin-7-yl)-2,2-dimethylpropanamide,

or a pharmaceutically acceptable salt thereof.

12. The heterocyclic compound of claim 1, wherein, in the formula (I), one of R^1 , R^2 and R^5 is hydroxy, carboxy, alkoxy carbonyl or a group of the formula $\text{—NR}^9\text{R}^{10}$ wherein R^9 and R^{10} are each independently hydrogen atom or lower alkyl, and the other two are each independently hydrogen atom, lower alkyl or lower alkoxy, or a pharmaceutically acceptable salt thereof.

13. The heterocyclic compound of claim 12, which is represented by the formula (IIc)

(IIc)



62

wherein one of R^{1c} , R^{2c} and R^{5c} is hydroxy, carboxy, alkoxy carbonyl or a group of the formula $\text{—NR}^{9c}\text{R}^{10c}$ wherein R^{9c} and R^{10c} are each independently hydrogen atom or lower alkyl and the other two are each independently hydrogen atom, lower alkyl or lower alkoxy, either R^{3c} or R^{4c} is a group of the formula —NHCOR^{7c} wherein R^{7c} is alkyl, alkoxyalkyl, alkylthioalkyl, cycloalkyl, cycloalkylalkyl, aryl, arylalkyl or a group of the formula —NHR^{8c} wherein R^{8c} is alkyl, cycloalkyl, cycloalkylalkyl, aryl or arylalkyl and the other is hydrogen atom, lower alkyl or lower alkoxy, and R^{6c} is alkyl, alkenyl, alkoxyalkyl, alkylthioalkyl, cycloalkyl, cycloalkylalkyl or arylalkyl, or a pharmaceutically acceptable salt thereof.

14. The heterocyclic compound of claim 13, wherein, in the formula (IIc), R^{1c} and R^{3c} are each independently hydrogen atom, lower alkyl or lower alkoxy, R^{2c} is carboxy, R^{4c} is a group of the formula —NHCOR^{7c} wherein R^{7c} is alkyl, cycloalkyl or cycloalkylalkyl, R^{5c} is hydrogen atom, and R^{6c} is alkyl, cycloalkyl or cycloalkylalkyl, or a pharmaceutically acceptable salt thereof.

15. The heterocyclic compound of claim 14, wherein, in the formula (IIc), R^{1c} is hydrogen atom or lower alkyl, R^{3c} is lower alkyl, R^{2c} is carboxyl, R^{4c} is a group of the formula —NHCOR^{7c} wherein R^{7c} is alkyl, R^{5c} is hydrogen atom, and R^{6c} is alkyl, or a pharmaceutically acceptable salt thereof.

16. The heterocyclic compound of claim 15, wherein the compound of the formula (IIc) is selected from the group consisting of:

- (1) N-(1-hexyl-5-carboxy-6-methylindolin-7-yl)-2,2-dimethylpropanamide,
- (2) N-(1-octyl-5-carboxy-6-methylindolin-7-yl)-2,2-dimethylpropanamide,
- (3) N-(1-decyl-5-carboxy-6-methylindolin-7-yl)-2,2-dimethylpropanamide,
- (4) N-(1-hexyl-5-carboxy-4,6-dimethylindolin-7-yl)-2,2-dimethylpropanamide,
- (5) N-(1-octyl-5-carboxy-4,6-dimethylindolin-7-yl)-2,2-dimethylpropanamide, and
- (6) N-(1-decyl-5-carboxy-4,6-dimethylindolin-7-yl)-2,2-dimethylpropanamide,

or a pharmaceutically acceptable salt thereof.

17. A pharmaceutical composition comprising an effective amount of a heterocyclic compound of claim 1 or a pharmaceutically acceptable salt thereof.

18. A method of inhibiting acyl-CoA:cholesterol acyltransferase in a patient in need of same which comprises administering to such patient the composition of claim 17.

19. A method of inhibiting lipoperoxidation in a patient in need of same which comprises administering to such patient the composition of claim 17.

* * * * *

UNITED STATES PATENT AND TRADEMARK OFFICE
CERTIFICATE OF CORRECTION

PATENT NO. : 6,063,806
DATED : May 16, 2000
INVENTOR(S) : Shoji Kamiya et al.

Page 1 of 1

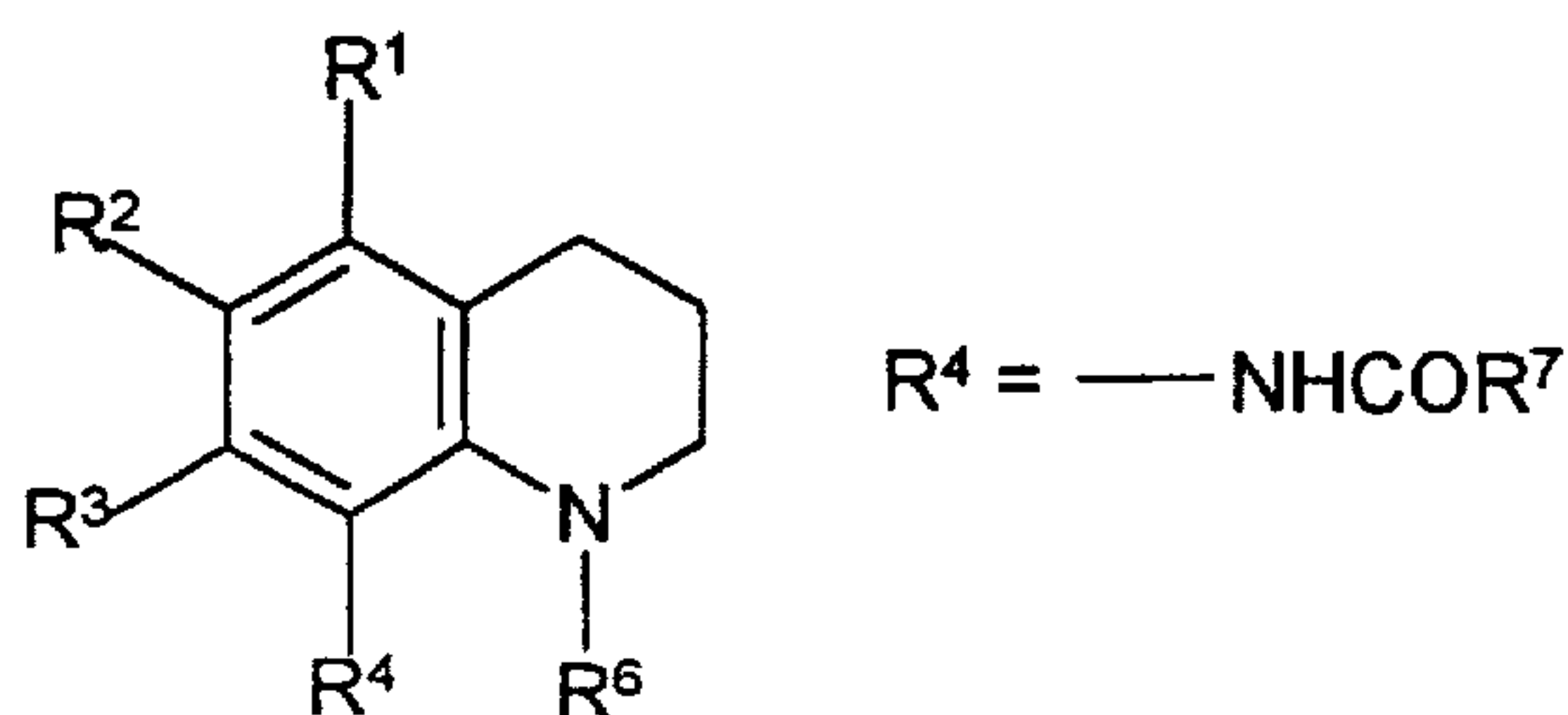
It is certified that error appears in the above-identified patent and that said Letters Patent is hereby corrected as shown below:

Column 3,

Line 64, change "phosphonic" to -- phosphoric --.

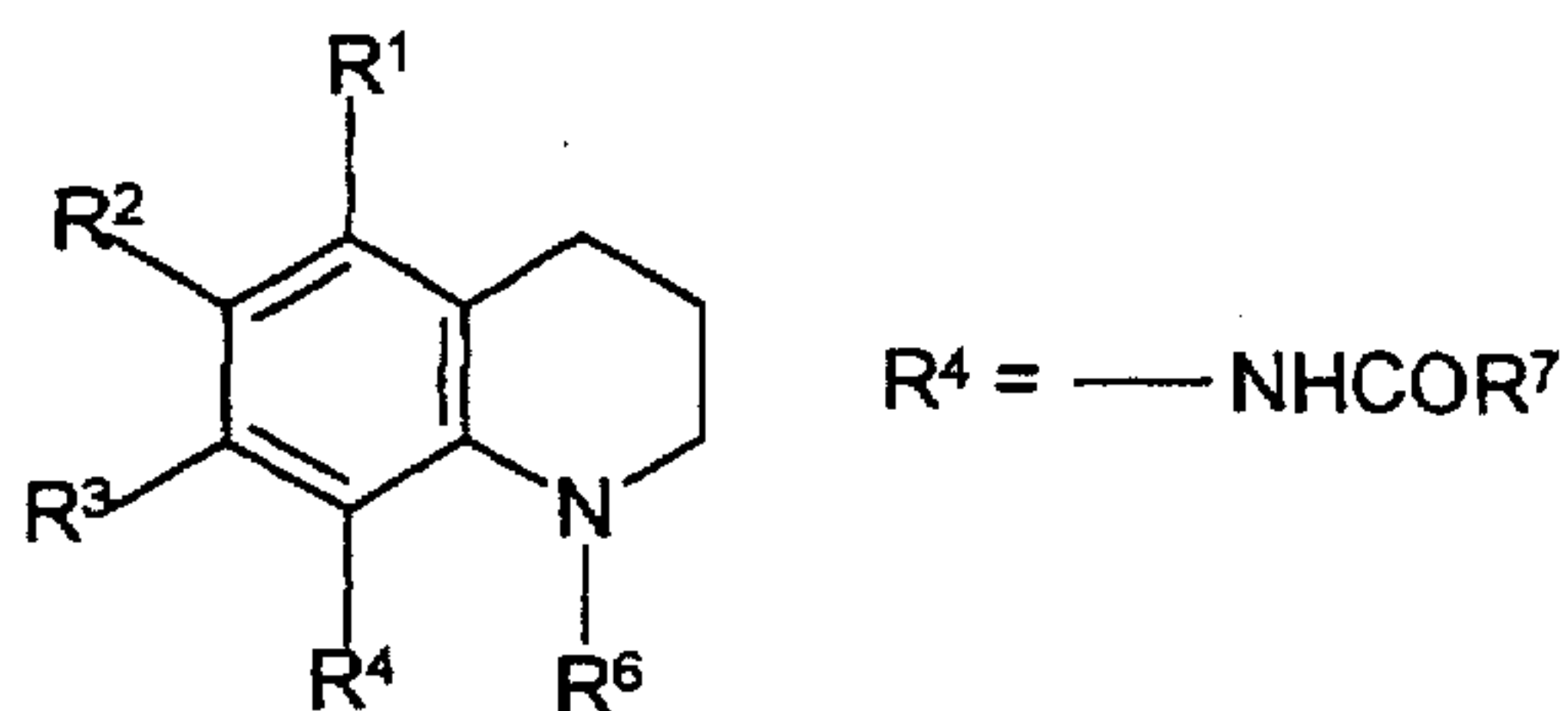
Column 49,

Tables 11 and 12, line 1 thereof, rewrite the formula as:



Column 51,

Table 12, line 1 thereof, rewrite the formula as:



Signed and Sealed this

Eighth Day of January, 2002

Attest:

Attesting Officer

JAMES E. ROGAN
Director of the United States Patent and Trademark Office