



US005930472A

United States Patent [19] Smith

[11] Patent Number: **5,930,472**
[45] Date of Patent: **Jul. 27, 1999**

[54] **METHOD AND APPARATUS IN A WIRELESS COMMUNICATION SYSTEM FOR SPLITTING A BROWSER FUNCTIONALITY BETWEEN A WIRELESS CLIENT AND AN INFRASTRUCTURE PORTION**

[75] Inventor: **Dwight Randall Smith**, Grapevine, Tex.

[73] Assignee: **Motorola, Inc.**, Schaumburg, Ill.

[21] Appl. No.: **09/069,678**

[22] Filed: **Apr. 29, 1998**

[51] Int. Cl.⁶ **G06F 17/00; G06F 13/00; G06F 17/30; G06F 5/01**

[52] U.S. Cl. **395/200.33; 395/200.49; 395/200.76; 713/200; 713/201**

[58] Field of Search 395/188.01, 187.01, 395/186, 200.33, 200.47, 200.48, 200.49, 200.59, 200.76, 200.64, 200.65; 711/118, 164; 707/104, 516; 370/381

[56] **References Cited**

U.S. PATENT DOCUMENTS

5,287,487	2/1994	Priem et al.	395/425
5,305,389	4/1994	Palmer	381/1
5,442,633	8/1995	Perkins et al.	370/94.1
5,572,643	11/1996	Judson	395/793
5,673,322	9/1997	Pepe et al.	380/49
5,701,451	12/1997	Rogers et al.	395/600
5,737,536	4/1998	Herrmann et al.	395/200.59
5,737,560	4/1998	Yohanan	395/349
5,737,619	4/1998	Judson	395/761
5,748,892	5/1998	Richardson	395/200.3
5,757,159	5/1998	Kikinis	395/200.76
5,764,889	6/1998	Ault et al.	395/186
5,774,660	6/1998	Brendel et al.	395/200.31

5,787,254	7/1998	Maddalozzo, Jr. et al.	395/200.58
5,802,292	9/1998	Mogul	395/200.33
5,852,717	12/1998	Bhide et al.	395/200.33
5,857,201	1/1999	Wright, Jr. et al.	707/104
5,862,348	1/1999	Pedersen	395/200.59
5,864,676	1/1999	Beer et al.	395/200.59
5,864,852	1/1999	Luotonen	707/10
5,864,854	1/1999	Boyle	707/10

OTHER PUBLICATIONS

Kiuchi et al., "C—HTTP—The Development of a Secure, Closed HTTP—Based Network on the Internet", IEEE, pp. 54–75, 1996.

Goddard et al., "Web Vector: Agents with URLs", IEEE, pp. 100–105, 1997.

Kindlund, "Navigating the Applet—Browser Divide", IEEE, pp. 22–25, 1997.

Puliafito et al., "Increasing Application Accessibility through Java", pp. 70–77, 1998.

Primary Examiner—Robert W. Beausoliel, Jr.

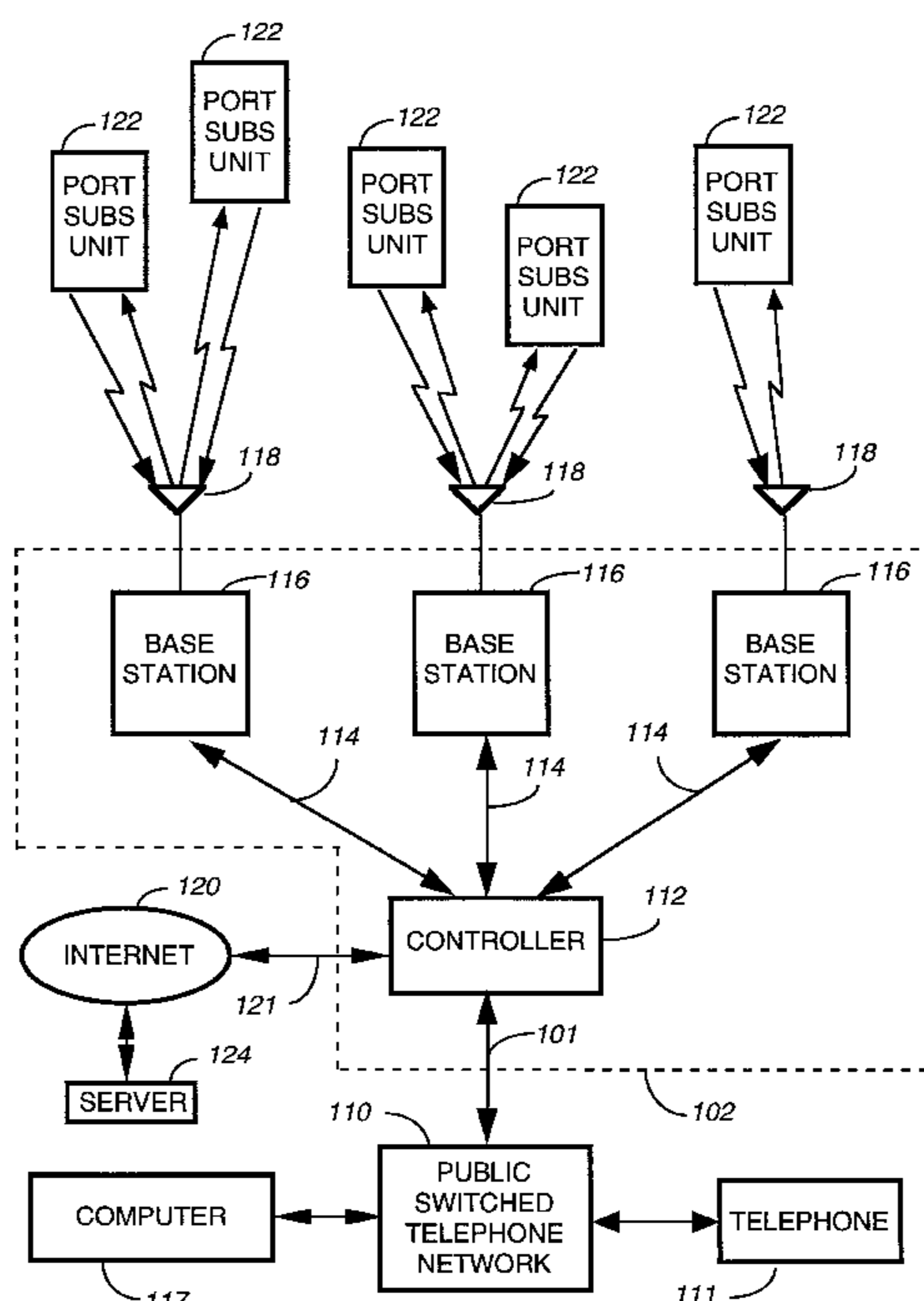
Assistant Examiner—Andy Nguyen

Attorney, Agent, or Firm—R. Louis Breeden

[57] **ABSTRACT**

A browser functionality is split between a wireless client (122) and an infrastructure portion (102) of a wireless communication system. The infrastructure portion sends (412) to the wireless client a response from a server (124) to an earlier request originated (404) by the wireless client, the response modified by the infrastructure portion to comprise a placeholder for an additional data element needed to complete the response. Without a need for a further request from the wireless client, the infrastructure portion then originates (414) a request to the server for the additional data element and forwards (418) the additional data element to the wireless client when received from the server.

21 Claims, 5 Drawing Sheets



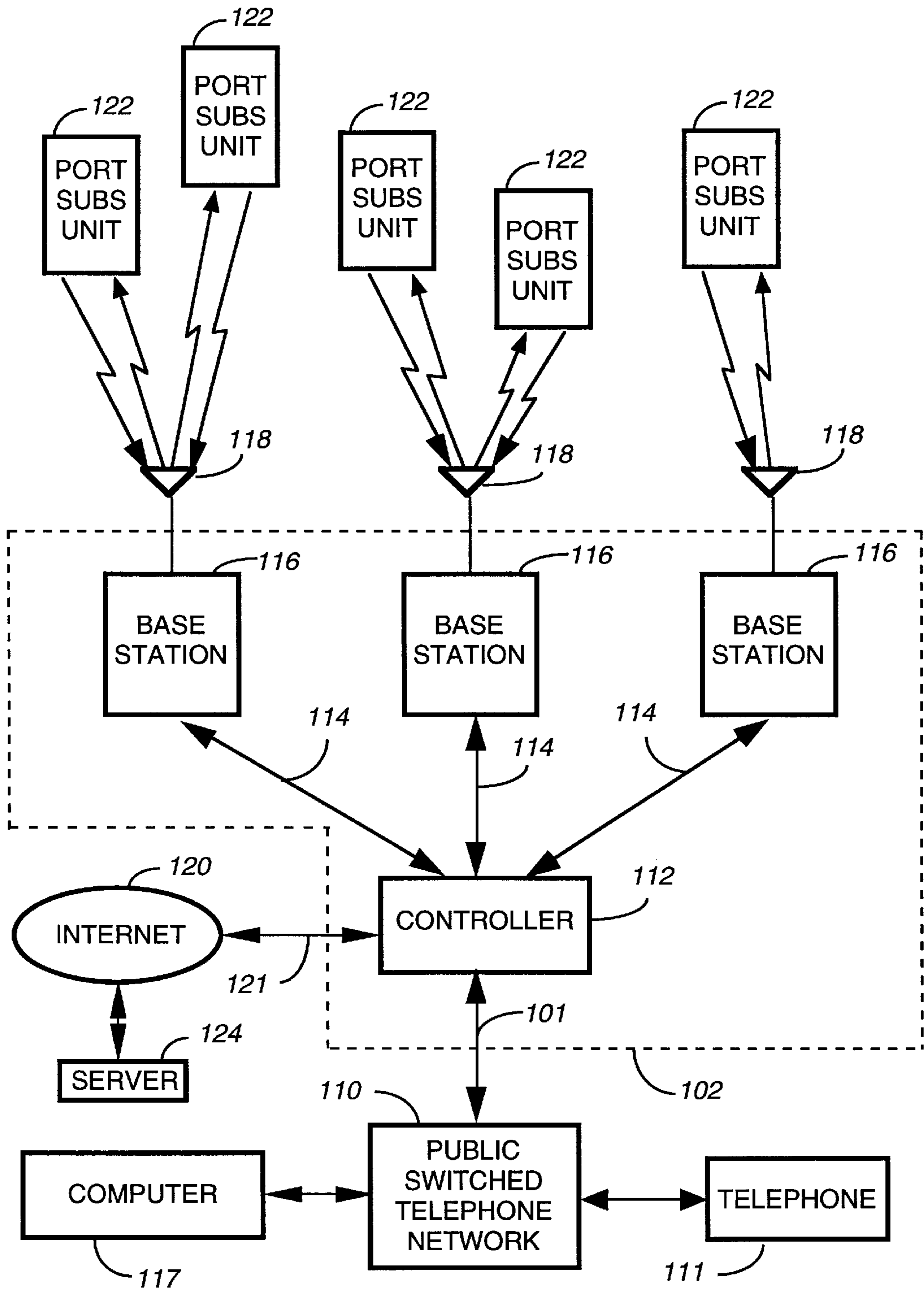
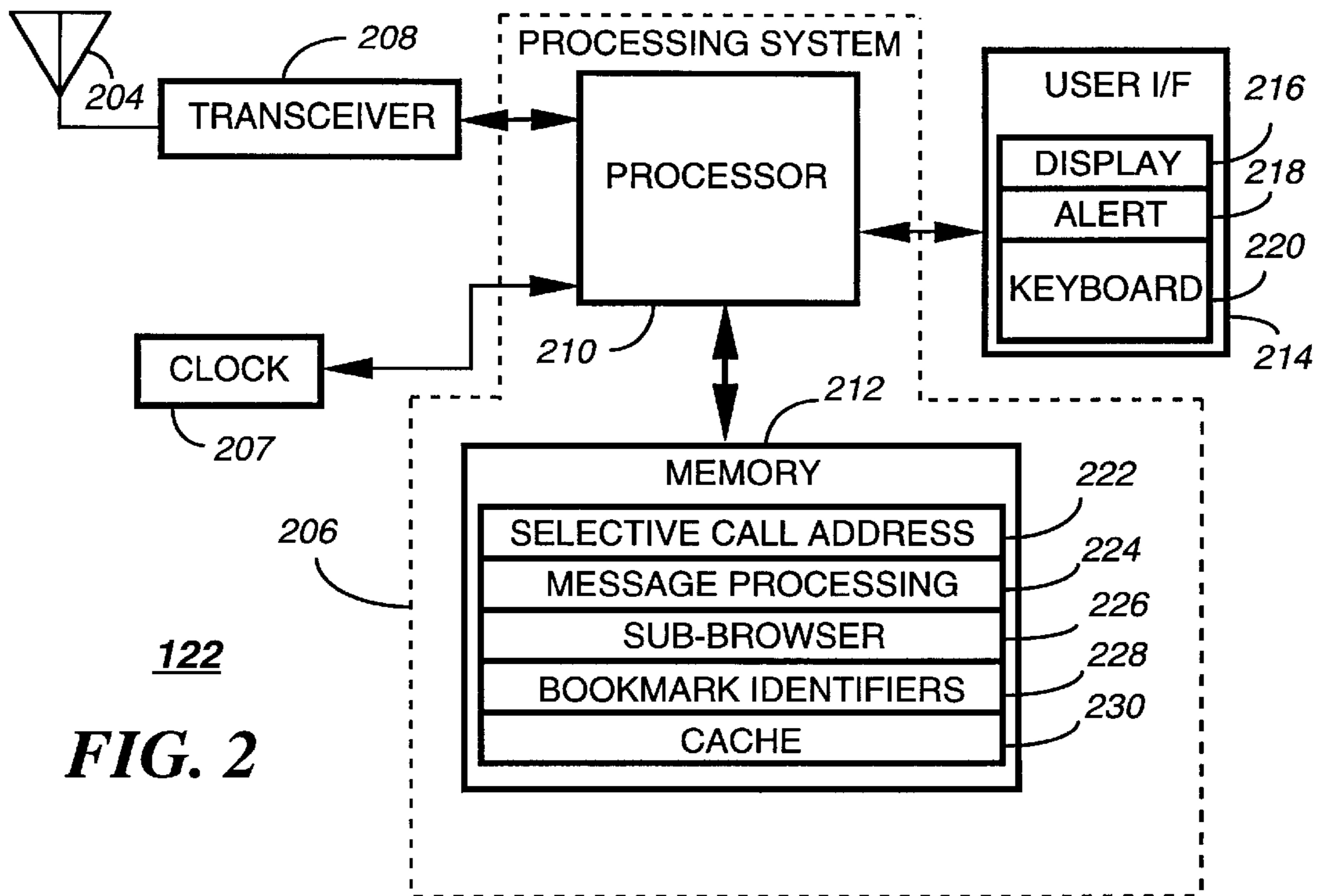
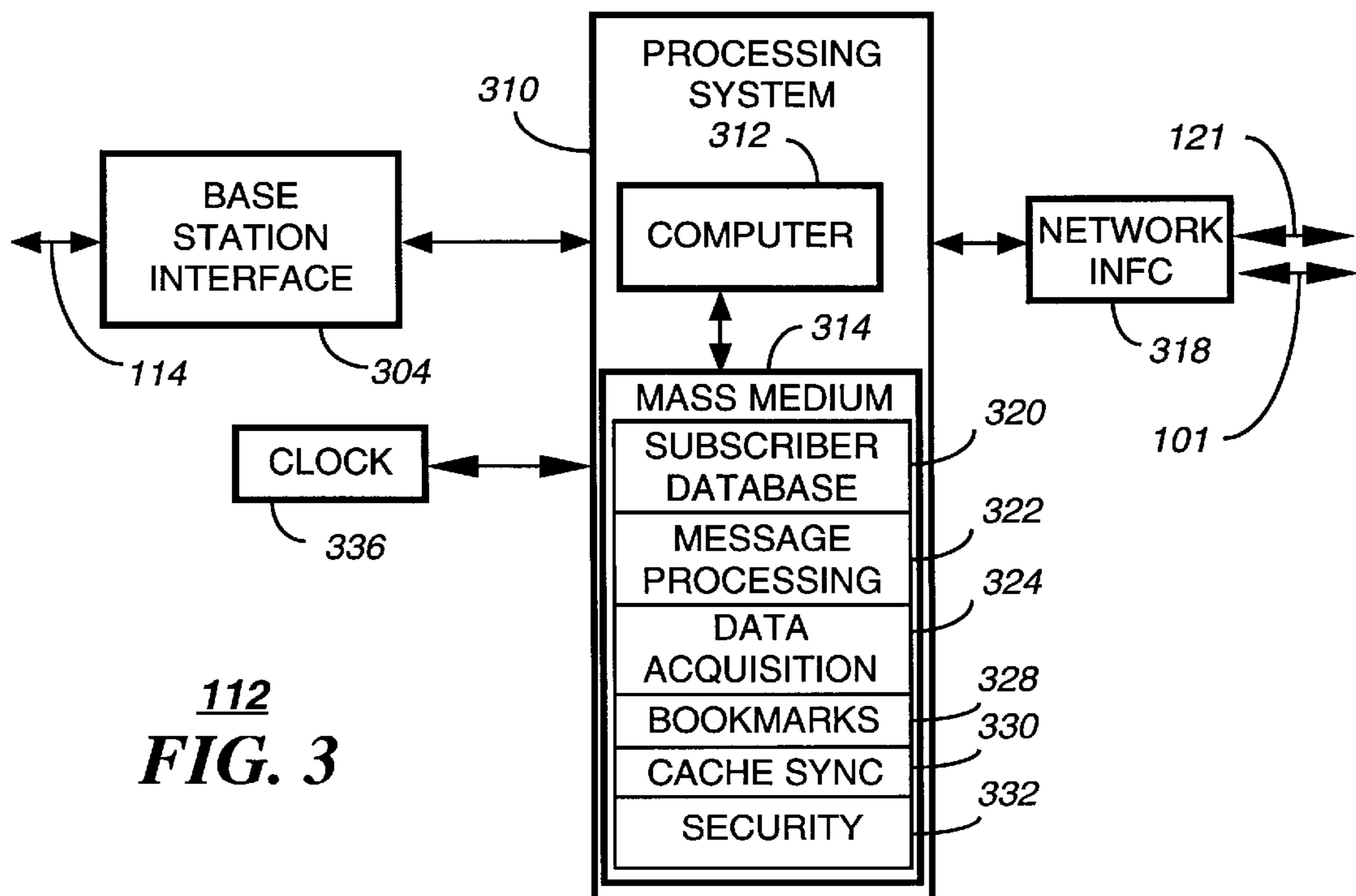


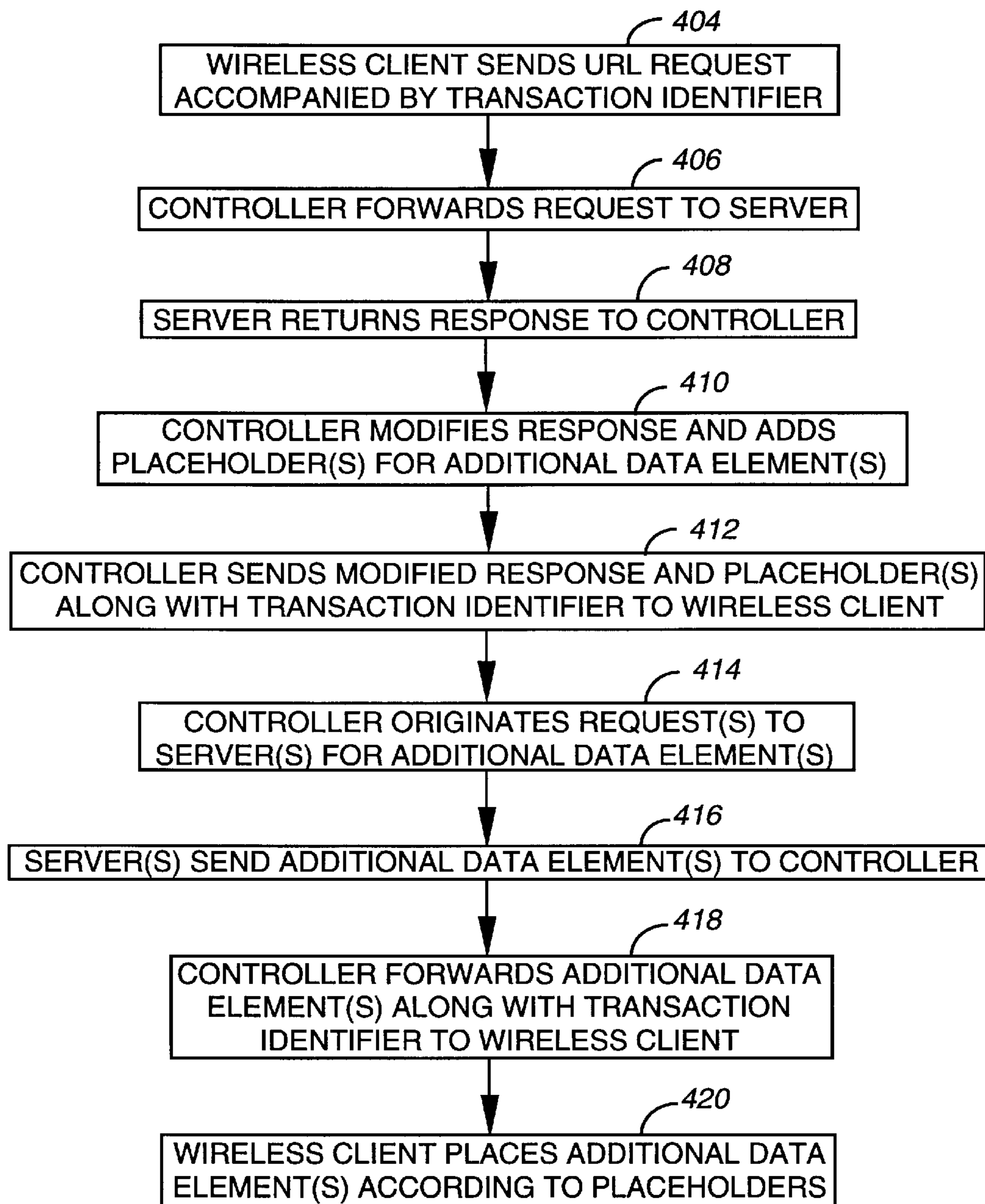
FIG. 1



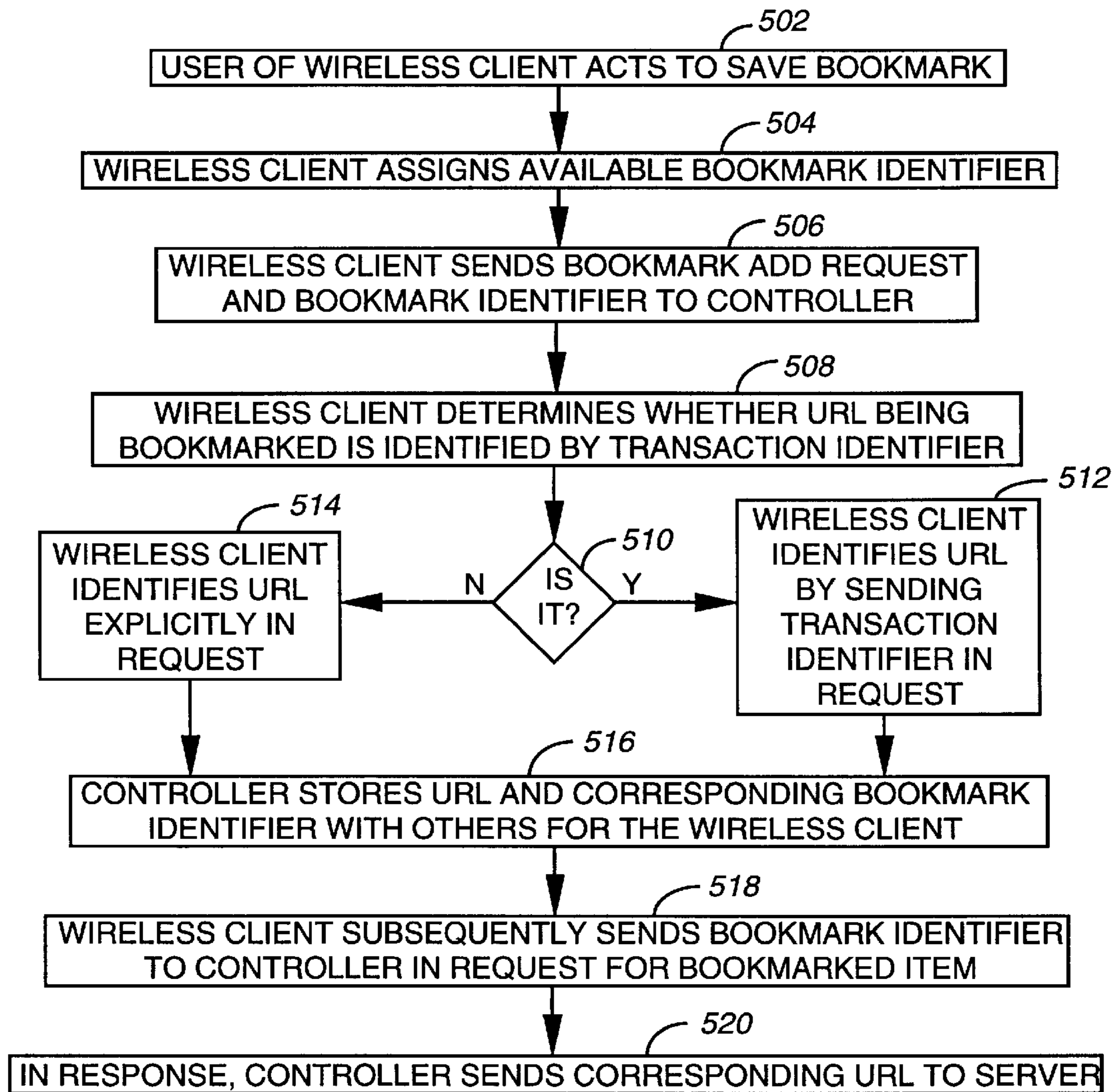
122
FIG. 2



112
FIG. 3



400
FIG. 4



500
FIG. 5

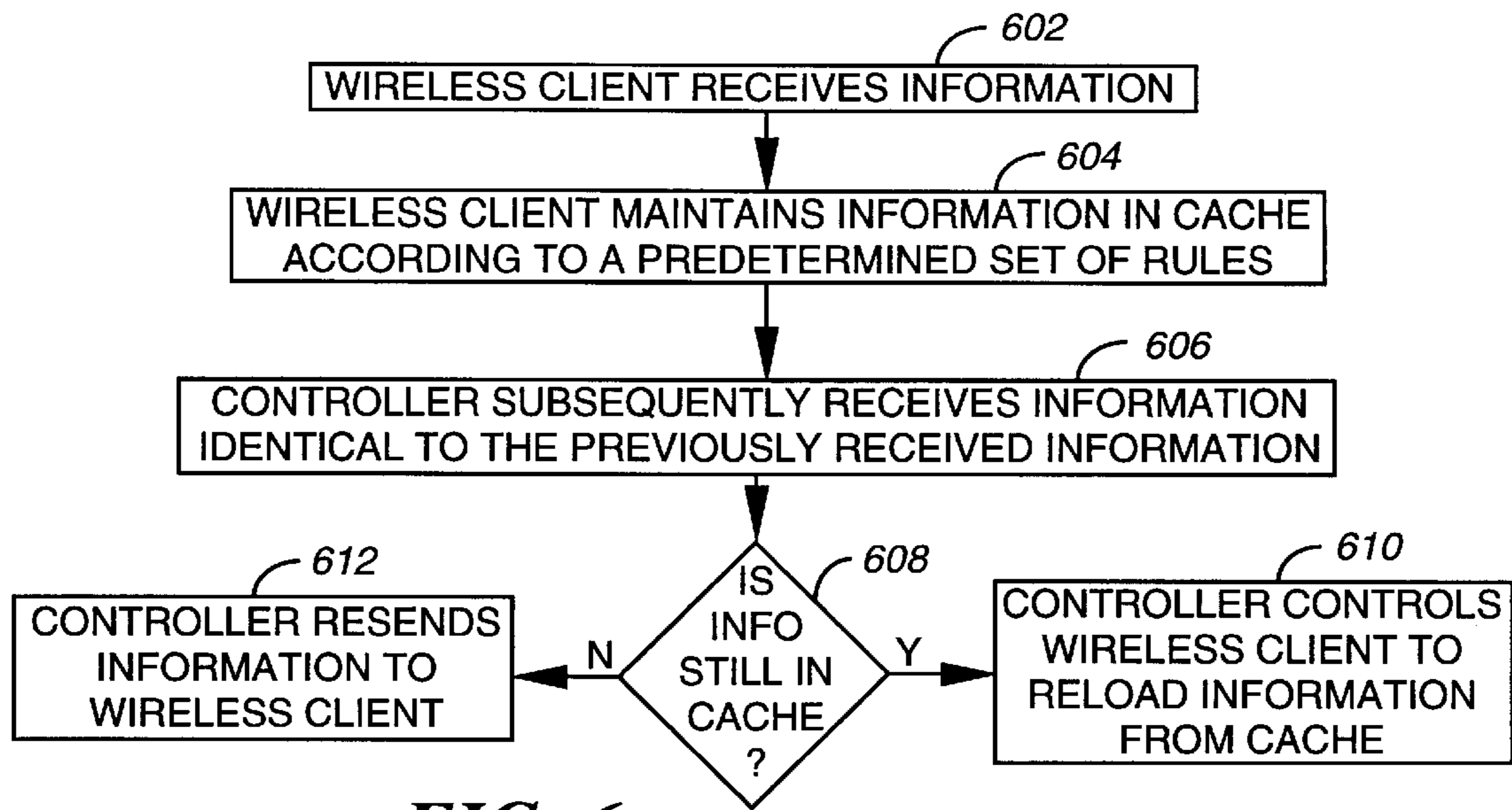


FIG. 6

600



FIG. 7

700

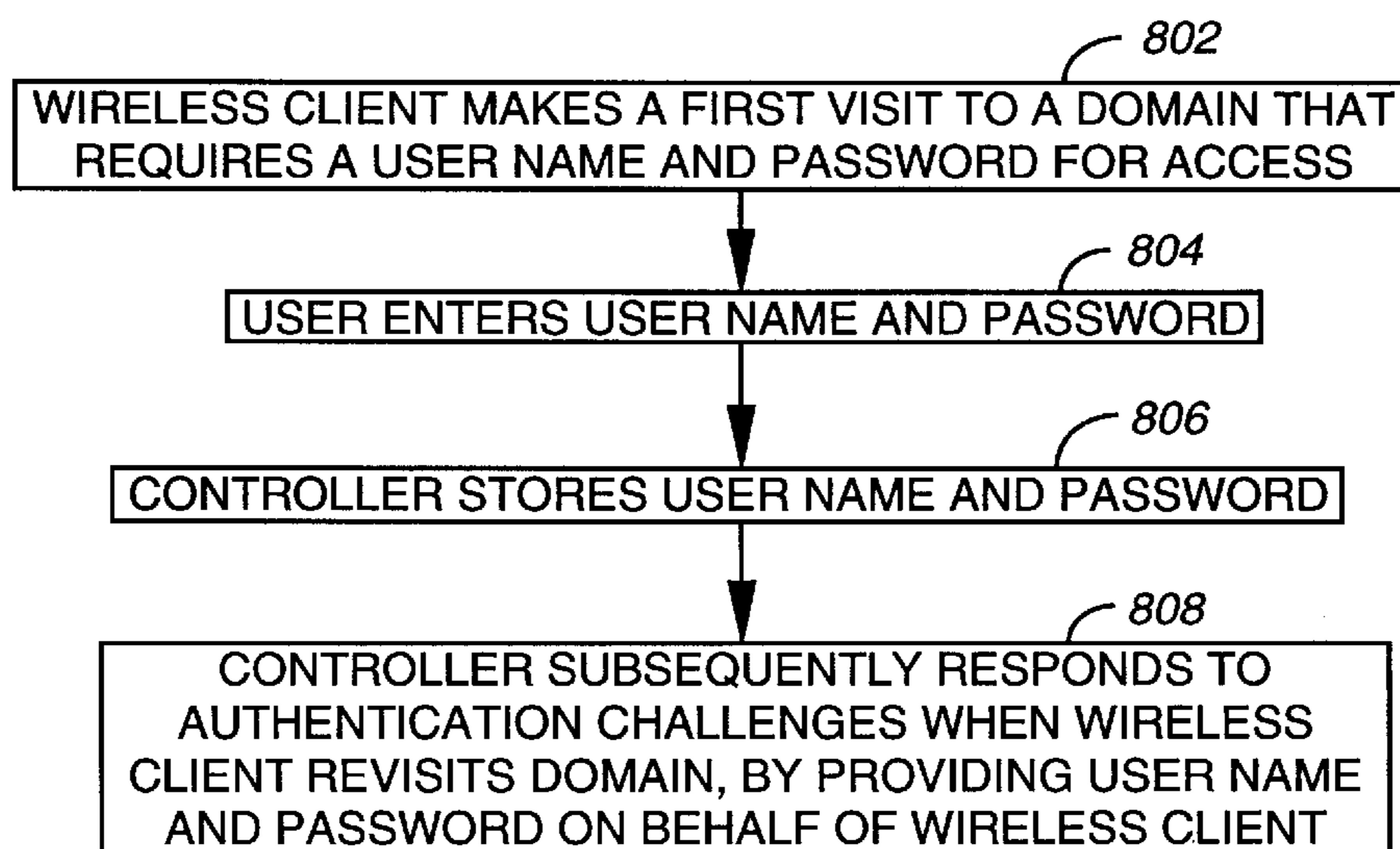


FIG. 8

800

**METHOD AND APPARATUS IN A WIRELESS
COMMUNICATION SYSTEM FOR
SPLITTING A BROWSER FUNCTIONALITY
BETWEEN A WIRELESS CLIENT AND AN
INFRASTRUCTURE PORTION**

FIELD OF THE INVENTION

This invention relates in general to wireless communication systems, and more specifically to a method and apparatus in a wireless communication system for splitting a browser functionality between a wireless client and an infrastructure portion of the system.

BACKGROUND OF THE INVENTION

Traditional browser activities have involved client requests for data from various servers via a network such as the Internet. Specifically the expectation has been that HyperText Markup Language (HTML) formatted information will be acquired using HyperText Transfer Protocol (HTTP). Examination of retrieved data can result in additional requests to the same or different servers.

Such activities, when performed by a wireless client, will involve multiple end-to-end transactions that generally have high latency. The result is a high turn-around time for transactions, producing annoyingly slow response time.

Thus, what is needed is a method and apparatus for removing latency from the multiple transactions needed to acquire data by a wireless client. Ideally, the method and apparatus will bring the response time of wireless data acquisition close to that of data acquisition in a wired system.

SUMMARY OF THE INVENTION

An aspect of the present invention is a method in a wireless communication system for splitting a browser functionality between a wireless client and an infrastructure portion of the wireless communication system. The method comprises the step of sending, to the wireless client by the infrastructure portion, a response from a server to an earlier request originated by the wireless client, the response modified by the infrastructure portion to comprise a placeholder for an additional data element needed to complete the response. The method further comprises the steps of originating, by the infrastructure portion without a need for a further request from the wireless client, a request to the server for the additional data element; and forwarding, by the infrastructure portion, the additional data element to the wireless client when received from the server.

Another aspect of the present invention is a controller in a wireless communication system for splitting a browser functionality between a wireless client and the controller. The controller comprises a network interface for communicating with a server, and a processing system coupled to the network interface for processing communications with the server. The controller further comprises a base station interface coupled to the processing system for controlling a base station. The processing system is programmed to send to the wireless client a response from the server to an earlier request originated by the wireless client, the response modified to comprise a placeholder for an additional data element needed to complete the response. The processing system is further programmed to originate, without a need for a further request from the wireless client, a request to the server for the additional data element; and to forward the additional data element to the wireless client when received from the server.

Another aspect of the present invention is a portable subscriber unit in a wireless communication system for splitting a browser functionality between the portable subscriber unit and an infrastructure portion of the wireless communication system. The portable subscriber unit comprises a transceiver for communicating with the infrastructure portion, and a processing system coupled to the transceiver for controlling the transceiver. The portable subscriber unit further comprises a user interface coupled to the processing system for interfacing with a user. The processing system is programmed to receive, through the infrastructure portion, a response from a server to an earlier request originated by the portable subscriber unit, the response modified by the infrastructure portion to comprise a placeholder for an additional data element needed to complete the response. The processing system is further programmed to rely upon the infrastructure portion to originate, without a need for a further request from the portable subscriber unit, a request to the server for the additional data element; and to accept from the infrastructure portion the additional data element when received from the server.

BRIEF DESCRIPTION OF THE DRAWINGS

FIG. 1 is an electrical block diagram of an exemplary wireless communication system in accordance with the present invention.

FIG. 2 is an electrical block diagram of an exemplary portable subscriber unit in accordance with the present invention.

FIG. 3 is an electrical block diagram of an exemplary controller in accordance with the present invention.

FIGS. 4-8 are flow diagrams depicting operation of the exemplary wireless communication system in accordance with the present invention.

DETAILED DESCRIPTION OF THE DRAWINGS

Referring to FIG. 1, an electrical block diagram depicts an exemplary wireless communication system in accordance with the present invention comprising an infrastructure portion **102** including a controller **112** and a plurality of conventional base stations **116**, the communication system also including a plurality of portable subscriber units **122** (also referred to herein as "wireless clients"). The base stations **116** preferably communicate with the portable subscriber units **122** utilizing conventional radio frequency (RF) techniques, and are coupled by conventional communication links **114** to the controller **112**, which controls the base stations **116**.

The hardware of the controller **112** is preferably a combination of the Wireless Messaging Gateway (WMG™) Administrator! paging terminal, and the RF-Conductor!™ message distributor manufactured by Motorola, Inc. The software of the controller **112** is modified in accordance with the present invention. The hardware of the base stations **116** is preferably a combination of the RF-Orchestra! transmitter and RF-Audience!™ receivers manufactured by Motorola, Inc. The portable subscriber units **122** are preferably similar to PageWriter™ 2000 data messaging units, also manufactured by Motorola, Inc., and having software modified in accordance with the present invention. It will be appreciated that other similar hardware can be utilized as well for the controller **112**, the base stations **116**, and the portable subscriber units **122**.

Each of the base stations **116** transmits RF signals to the portable subscriber units **122** via an antenna **118**. The base

stations **116** preferably each receive RF signals from the plurality of portable subscriber units **122** via the antenna **118**. The RF signals transmitted by the base stations **116** to the portable subscriber units **122** (outbound messages) comprise selective call addresses identifying the portable subscriber units **122**, and data messages originated by a caller, as well as commands originated by the controller **112** for adjusting operating parameters of the radio communication system. The RF signals preferably transmitted by the portable subscriber units **122** to the base stations **116** (inbound messages) comprise responses that include scheduled messages, such as positive acknowledgments (ACKs) and negative acknowledgments (NAKs), and unscheduled messages, such as registration requests.

The controller **112** preferably is coupled by telephone links **101** to a public switched telephone network (PSTN) **110** for receiving selective call message originations therefrom. Selective call originations comprising data messages from the PSTN **110** can be generated, for example, from a conventional telephone **111** or a conventional computer **117** coupled to the PSTN **110**. In addition, the controller **112** preferably is coupled through a conventional communication link **121** to the Internet **120** for acquiring data, e.g., web pages, from at least one server **124** also coupled to the Internet.

The over-the-air protocol utilized for outbound and inbound messages is preferably selected from Motorola's well-known FLEX™ family of digital selective call signaling protocols. These protocols utilize well-known error detection and error correction techniques and are therefore tolerant to bit errors occurring during transmission, provided that the bit errors are not too numerous. It will be appreciated that other suitable protocols can be used as well.

FIG. 2 is an electrical block diagram of an exemplary portable subscriber unit **122** (also known as a "wireless client") in accordance with the present invention. The portable subscriber unit **122** comprises an antenna **204** for intercepting an outbound message and for transmitting an inbound message. The antenna **204** is coupled to a conventional transceiver **208** for receiving the outbound message and for transmitting the inbound message. The transceiver **208** is coupled to a processing system **206** for processing the outbound and inbound messages and for controlling the portable subscriber unit **122** in accordance with the present invention. A user interface **214** preferably is also coupled to the processing system **206** for interfacing with a user. The user interface **214** comprises a conventional display **216** for displaying the inbound and outbound messages, a conventional alert element **218** for alerting the user when the outbound message arrives, and a conventional keyboard **220** for generating the inbound message and for controlling the portable subscriber unit **122**. A conventional clock **207** is also coupled to the processing system **206** for supporting time keeping requirements of the portable subscriber unit **122**.

The processing system **206** comprises a conventional processor **210** and a conventional memory **212**. The memory **212** comprises software elements and other variables for programming the processing system **206** in accordance with the present invention. The memory **212** preferably includes a selective call address **222** to which the portable subscriber unit **122** is responsive. In addition, the memory **212** includes a message processing element **224** for programming the processing system **206** to process messages through well-known techniques. The memory **212** further comprises a sub-browser **226** for handling activities such as requests for

information from the Internet, and the organization and display of the information when received. To reduce latency, the data acquisition functionality and selected other functionalities normally resident in a traditional browser have been split between the sub-browser **226** and the controller **112** in accordance with the present invention, as is described further below. The memory **212** also includes space for bookmark identifiers **228** and a cache **230** for storing previously received data, such as image data.

FIG. 3 is an electrical block diagram depicting an exemplary controller **112** in accordance with the present invention. The controller **112** comprises a network interface **318** for receiving a message from a message originator via the telephone links **101**. The network interface **318** also preferably communicates with the at least one server **124** via the communication link **121** to the Internet **120**. It will be appreciated that, alternatively, more than one network interface **318** can be utilized, and that different network interfaces **318** can be utilized for receiving the message and for communicating with the at least one server **124**.

The network interface **318** is coupled to a processing system **310** for controlling and communicating with the network interface **318**. The processing system is coupled to a base station interface **304** for controlling and communicating with the base stations **116** via the communication links **114**. The processing system **310** is also coupled to a conventional clock **336** for providing a timing signal to the processing system **310**. The processing system **310** comprises a conventional computer **312** and a conventional mass medium **314**, e.g., a magnetic disk drive, programmed with information and operating software in accordance with the present invention. The mass medium **314** comprises a conventional subscriber database **320** for storing profiles defining service for subscribers using the system. The mass medium **314** further comprises a message processing element **322** for processing messages through well-known techniques.

The mass medium **314** also includes a data acquisition element **324** for programming the processing system to acquire needed data elements from the server **124** on behalf of the portable subscriber unit **122**, in accordance with the present invention. The mass medium **314** further comprises a bookmarks area **328** for storing bookmarked universal resource locators (URLs) and corresponding identifiers for wireless clients. In addition, the mass medium **314** includes a cache synchronization element **330** for programming the processing system **310** to maintain synchronization with information cached in the wireless clients, in accordance with a set of predetermined rules. Preferably, the portable subscriber unit **122** and the controller **112** periodically communicate cache control information with one another to achieve and maintain cache synchronization through well-known techniques. The mass medium **314** also includes a security area **332** for storing "cookies" (e.g., information identifying a visited site and recording selected actions taken during the visit) and security certificates, such as encryption keys, on behalf of the wireless clients. In addition, the security area **332** preferably stores user name and password information for domains visited by the wireless clients.

Referring to FIG. 4, a flow diagram **400** depicts a data acquisition operation of the exemplary wireless communication system in accordance with the present invention. First, one of the portable subscriber units **122** (i.e., one of the wireless clients) sends **404** a URL request accompanied by a transaction identifier:

For example,
Request from client—GET <http://www.quote.com/?stock=MOT REQID=89 FC>.

5

The controller **112** forwards **406** the request to the server **124**, and the server **124** returns **408** a response to the controller **112**, through well-known techniques. The controller modifies **410** the response and adds one or more placeholders for one or more additional data elements that will be required for completion. A placeholder is preferably an efficiently transmitted marker for designating where the additional data element(s) are to be placed relative to other data in the response. The controller then sends **412** the modified response and placeholder(s), along with the transaction identifier to the wireless client:

For example,

Initial response from controller

```
DATA 89FC:00 LEN=234 HOLDERS=3
<<<data with placeholder(s)>>>
```

Next, the controller **112** originates **414** at least one request to the at least one server **124** for the additional data element(s). (It will be appreciated that several different servers **124** may sometimes need to be accessed.) In response, the at least one server **124** sends **416** the additional data element(s) to the controller **112**. The controller **112** then forwards **418** the additional data element(s), along with the transaction identifier to the wireless client:

For example,

Placeholder data #1 -	DATA 89FC:01 LEN=3244 <<<data>>>
Placeholder data #2 -	DATA 89FC:02 LEN=980 <<<data>>>
Placeholder data #3 -	DATA 89FC:03 LEN=2196 <<<data>>>

(The HTML control items, e.g., DATA, LEN=, HOLDERS=, preferably are tokenized for efficient over-the-air transmission.)

In response, the wireless client places **420** the additional data element(s) according to the placeholder(s) to complete the data acquisition. The technique described above advantageously removes latency from the multiple transactions that can be needed to acquire data by a wireless client. Only a single request is required by the wireless client to acquire the data corresponding to the requested URL. By moving the data acquisition functionality into the controller **112** whenever possible, the present invention advantageously reduces the response time of wireless acquisition to near that of a wired system.

Referring to FIG. 5, a flow diagram **500** depicts a bookmarking operation of the exemplary wireless communication system in accordance with the present invention. The flow begins with the user of the wireless client acting **502** to save a bookmark. This can be accomplished, for example, through a predetermined key sequence on the keyboard **220**. In response, the processing system **206** of the wireless client assigns **504** an available bookmark identifier. The processing system **206** then sends **506** a bookmark add request and bookmark identifier to the controller. In sending the bookmark add request, the processing system determines **508**, **510** whether the URL being bookmarked is identified by the transaction identifier, as in step **404** of the flow diagram **400**. If so, the processing system **206** identifies the URL by sending **512** the transaction identifier in the bookmark add request:

For example,

Request by client—BKADD BKID=24 BKREQ=89 FC

6

Response by agent—BKADD NEW

(set to 'http://www.quote.com/?stock=MOT').

On the other hand, if in steps **508**, **510** the processing system determines that the URL is not identified by a transaction identifier, then the processing system **206** identifies the URL explicitly in the bookmark add request:

For example,

Request by client—BKADD BKID=24

BKURL='http://www.mot.com/curnews'

Response by agent—BKADD CHG

Regardless how the URL is identified, the processing system **310** of the controller **112** stores **516** the URL and the corresponding bookmark identifier with other bookmarks and identifiers for the wireless client, so that in the future the wireless client will be able to access the URL by sending **518** only the bookmark identifier. In response, the controller **112** sends **520** the corresponding URL to the server **124** on behalf of the wireless client. The technique depicted in the flow diagram **500** advantageously reduces inbound traffic and latency by minimizing the amount of inbound data for requesting frequently accessed URLs. This is because the bookmark identifiers preferably are much shorter, e.g., two characters, than an explicit URL, which can be twenty characters or longer.

Referring to FIG. 6, a flow diagram **600** depicts a caching operation of the exemplary wireless communication system in accordance with the present invention. The flow begins with the wireless client receiving **602** information forwarded through the controller **112**. In response, the wireless client maintains **604** the information in the cache **230** according to a predetermined set of rules, e.g., deletion rules affected by the age of the information and the amount of free cache memory available. Subsequently, the controller **112** receives **606** new information for the wireless client that is identical to the previously received and forwarded information. The controller **112**, for example, can detect identical information by maintaining a record of headers identifying data sent to the wireless client. The controller **112** determines **608**, from the predetermined set of rules, whether the information is still in the cache **230**. If so, the controller **112** controls **610** the wireless client to reload the information from the cache **230**, thereby advantageously eliminating the need for retransmitting the information over the wireless link. On the other hand, if the predetermined set of rules indicate in step **608** that the information has been deleted from the cache **230**, then the controller resends **612** the information to the wireless client. It will be appreciated that to maintain cache synchronization, the controller **112** and the wireless client can periodically communicate cache control information through well-known techniques.

Referring to FIG. 7, a flow diagram **700** depicts a security operation of the exemplary wireless communication system in accordance with the present invention. The flow begins with the controller **112** receiving **702** a cookie or security certificate for the wireless client. In response, the controller **112** stores **704** the received cookie or security certificate for interacting with the server **124** on behalf of the wireless client. This technique advantageously eliminates the wireless traffic that would result if the wireless client itself handled cookies and security certificates in a traditional manner.

Referring to FIG. 8, a flow diagram **800** depicts an authentication operation of the exemplary wireless communication system in accordance with the present invention. The flow begins with the wireless client making **802** a first visit to a domain that requires a user name and password for access. In response, the user obtains and enters **804** a user

name and password. The controller **112** stores **806** the user name and password for the wireless client in the mass medium **314** for future reference. Preferably, the user name and password are stored in a coded field which has been encrypted for security. When the wireless client subsequently revisits the domain, the controller **112** responds **808** to authentication challenges by providing the user name and password on behalf of the wireless client, advantageously eliminating authentication traffic over the wireless link.

Thus, it should be clear from the preceding disclosure that the present invention provides a method and apparatus for removing latency from the multiple transactions needed to acquire data by a wireless client. Advantageously, the method and apparatus brings the response time of wireless data acquisition close to that of data acquisition in a wired system. Many modifications and variations of the present invention are possible in light of the above teachings. For example, although the browser functionality has been depicted, by way of example, as split between the wireless client and the controller **112** of the wireless communication system, the browser functionality can, alternatively, be split between the wireless client and the base stations **116**, or between the wireless client and an additional intermediate controller (not shown), or between the wireless client and a plurality of infrastructure entities. Practicing the present invention via the base stations **116** or via an intermediate controller, or via other infrastructure entities also removes browser traffic from the wireless links, so that latency and turn-around time are advantageously minimized. Thus, it is to be understood that, within the scope of the appended claims, the invention can be practiced other than as described herein above.

What is claimed is:

1. A method in a wireless communication system for splitting a browser functionality between a wireless client and an infrastructure portion of the wireless communication system, the method comprising the steps of:

sending, to the wireless client by the infrastructure portion, a response from a server to an earlier request originated by the wireless client, the response modified by the infrastructure portion to comprise a placeholder for an additional data element needed to complete the response;

originating, by the infrastructure portion without a need for a further request from the wireless client, a request to the server for the additional data element; and forwarding, by the infrastructure portion, the additional data element to the wireless client when received from the server.

2. The method of claim **1**, further comprising the steps of: storing, in the infrastructure portion, uniform resource locators (URLs) and corresponding bookmark identifiers; and

sending, to the server by the infrastructure portion, one of the URLs in response to receiving from the wireless client a corresponding one of the bookmark identifiers.

3. The method of claim **1**, further comprising the steps of: maintaining, in the wireless client, a cache of previously received information held according to a set of predetermined rules; and

controlling the wireless client, by the infrastructure portion, to reload the previously received information from the cache when the infrastructure portion has received new information identical to the previously received information and determines from the set of predetermined rules that the wireless client still has the previously received information in the cache.

4. The method of claim **1**, further comprising the step of communicating cache control information between the wireless client and the infrastructure portion to achieve cache synchronization.

5. The method of claim **1**, further comprising the steps of: sending, by the wireless client, a request accompanied by a transaction identifier; and

returning, by the infrastructure portion, the transaction identifier with a response and placeholder data associated with the request.

6. The method of claim **1**, further comprising the step of holding, by the infrastructure portion, cookies and security certificates on behalf of the wireless client.

7. The method of claim **1**, further comprising the steps of: holding, by the infrastructure portion, user name and password information for a domain visited by the wireless client; and

responding, by the infrastructure portion, to authentication challenges when the wireless client revisits the domain, by providing the user name and password information on behalf of the wireless client.

8. A controller in a wireless communication system for splitting a browser functionality between a wireless client and the controller, comprising:

a network interface for communicating with a server;

a processing system coupled to the network interface for processing communications with the server;

a base station interface coupled to the processing system for controlling a base station,

wherein the processing system is programmed to:

send to the wireless client a response from the server to an earlier request originated by the wireless client, the response modified to comprise a placeholder for an additional data element needed to complete the response;

originate, without a need for a further request from the wireless client, a request to the server for the additional data element; and

forward the additional data element to the wireless client when received from the server.

9. The controller of claim **8**, wherein the processing system is further programmed to:

store, in the controller, uniform resource locators (URLs) and corresponding bookmark identifiers; and

send, to the server, one of the URLs in response to receiving from the wireless client a corresponding one of the bookmark identifiers.

10. The controller of claim **8**,

wherein the wireless client maintains a cache of previously received information held according to a set of predetermined rules; and

wherein the processing system is further programmed to control the wireless client to reload the previously received information from the cache when the processing system has received new information identical to the previously received information and determines from the set of predetermined rules that the wireless client still has the previously received information in the cache.

11. The controller of claim **8**, wherein the processing system is further programmed to

communicate cache control information between the wireless client and the controller to achieve cache synchronization.

- 12.** The controller of claim **8**,
 wherein the wireless client is arranged to send a request
 accompanied by a transaction identifier, and
 wherein the processing system is further programmed to
 return the transaction identifier with a response and
 placeholder data associated with the request. 5
- 13.** The controller of claim **8**, wherein the processing
 system is further programmed to
 hold cookies and security certificates on behalf of the
 wireless client. 10
- 14.** The controller of claim **8**, wherein the processing
 system is further programmed to:
 hold user name and password information for a domain
 visited by the wireless client; and 15
 respond to authentication challenges when the wireless
 client revisits the domain, by providing the user name
 and password information on behalf of the wireless
 client.
- 15.** A portable subscriber unit in a wireless communica-
 tion system for splitting a browser functionality between the
 portable subscriber unit and an infrastructure portion of the
 wireless communication system, the portable subscriber unit
 comprising:
 a transceiver for communicating with the infrastructure 25
 portion;
 a processing system coupled to the transceiver for con-
 trolling the transceiver; and
 a user interface coupled to the processing system for
 interfacing with a user, 30
 wherein the processing system is programmed to:
 receive, through the infrastructure portion, a response
 from a server to an earlier request originated by the
 portable subscriber unit, the response modified by 35
 the infrastructure portion to comprise a placeholder
 for an additional data element needed to complete
 the response;
 rely upon the infrastructure portion to originate, with-
 out a need for a further request from the portable 40
 subscriber unit, a request to the server for the addi-
 tional data element; and
 accept from the infrastructure portion the additional
 data element when received from the server.
- 16.** The portable subscriber unit of claim **15**, wherein the
 processing system is further programmed to:

- send to the infrastructure portion a bookmark identifier
 corresponding to a uniform resource locator (URL)
 stored in the infrastructure portion; and
 rely upon the infrastructure portion to send to the server
 the corresponding URL in response to receiving the
 bookmark identifier.
- 17.** The portable subscriber unit of claim **15**, wherein the
 processing system is further programmed to:
 maintain a cache of previously received information held
 according to a set of predetermined rules; and
 be controlled by the infrastructure portion to reload the
 previously received information from the cache when
 the infrastructure portion has received new information
 identical to the previously received information and
 determines from the set of predetermined rules that the
 portable subscriber unit still has the previously received
 information in the cache.
- 18.** The portable subscriber unit of claim **15**, wherein the
 processing system is further programmed to
 communicate cache control information between the por-
 table subscriber unit and the infrastructure portion to
 achieve cache synchronization.
- 19.** The portable subscriber unit of claim **15**, wherein the
 processing system is further programmed to:
 sending a request accompanied by a transaction identifier;
 and
 receive the transaction identifier from the infrastructure
 portion with a response and placeholder data associated
 with the request.
- 20.** The portable subscriber unit of claim **15**, wherein the
 processing system is further programmed to
 rely upon the infrastructure portion to hold cookies and
 security certificates on behalf of the portable subscriber
 unit.
- 21.** The portable subscriber unit of claim **15**, wherein the
 processing system is further programmed to rely upon the
 infrastructure portion to:
 hold user name and password information for a domain
 visited by the portable subscriber unit; and
 respond to authentication challenges when the portable
 subscriber unit revisits the domain by providing the
 user name and password information on behalf of the
 portable subscriber unit.

* * * * *