



US005523507A

United States Patent [19][11] **Patent Number:** **5,523,507**

Reagen et al.

[45] **Date of Patent:** ***Jun. 4, 1996**[54] **PROCESS OF TRIMERIZING AND OLIGOMERIZING OLEFINS USING CHROMIUM COMPOUNDS**[75] Inventors: **William K. Reagen**, Stillwater, Minn.;
Ted M. Pettijohn; **Jeffrey W. Freeman**, both of Bartlesville, Okla.[73] Assignee: **Phillips Petroleum Company**,
Bartlesville, Okla.[*] Notice: The term of this patent shall not extend
beyond the expiration date of Pat. No.
5,331,070.[21] Appl. No.: **290,048**[22] Filed: **Jul. 29, 1994****Related U.S. Application Data**[62] Division of Ser. No. 109,858, Aug. 20, 1993, Pat. No.
5,376,612, which is a continuation of Ser. No. 807,292, Dec.
13, 1991, abandoned, which is a continuation-in-part of Ser.
No. 698,639, May 10, 1991, abandoned, which is a continu-
ation-in-part of Ser. No. 454,554, Dec. 21, 1989, abandoned,
which is a continuation-in-part of Ser. No. 392,688, Aug. 10,
1989, abandoned.[51] Int. Cl.⁶ **C07C 2/30**[52] U.S. Cl. **585/513; 585/511; 585/512;**
585/522; 585/523[58] **Field of Search** **585/511, 513,**
585/516, 522, 523, 527, 529, 700, 512[56] **References Cited****U.S. PATENT DOCUMENTS**

2,935,495	5/1960	Kennedy	526/159
3,100,764	8/1963	Jezi et al.	260/93.7
3,231,550	1/1966	Manyik et al.	260/88.2
3,242,299	3/1966	Manyik et al.	252/42.9

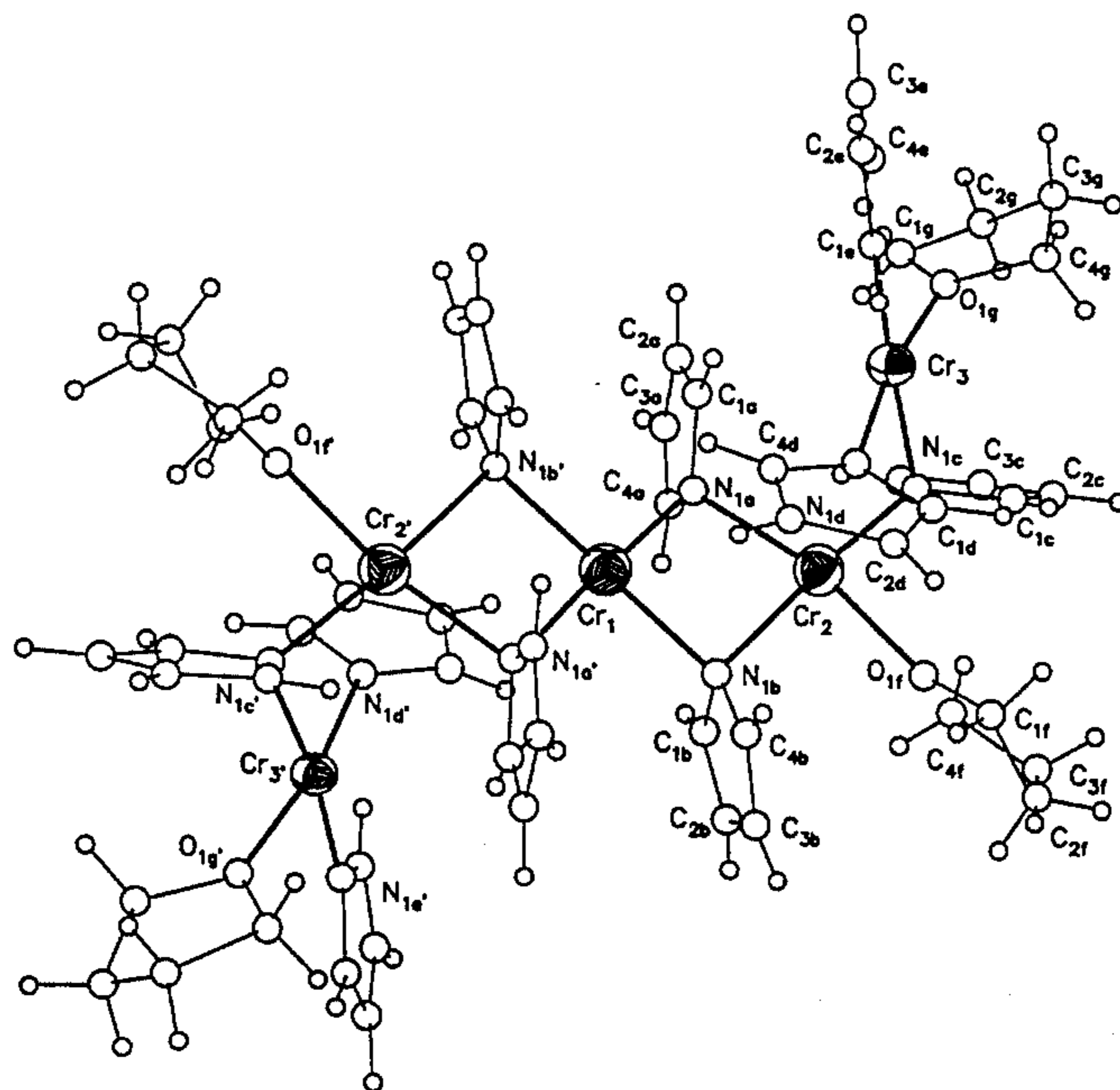
3,300,458	1/1967	Manyik et al.	260/88.2
3,347,840	10/1967	Manyik et al.	260/94.9
3,534,006	10/1970	Kamaishi et al.	260/80.78
4,224,181	9/1980	Langer, Jr.	526/142
4,451,573	5/1984	Ikegami et al.	502/113
4,603,184	7/1986	Sato et al.	526/142
4,668,808	5/1987	Smith	556/12
4,668,838	5/1987	Briggs	585/513
4,716,206	12/1987	Fujita et al.	526/139
4,721,762	1/1988	Commerene et al.	526/75
4,806,513	2/1989	McDaniel et al.	502/107
4,814,308	3/1989	Konrad et al.	502/107
5,331,070	7/1994	Pettijohn et al.	526/105
5,331,104	7/1994	Reagen et al.	585/512
5,340,785	8/1994	Reagen et al.	502/109
5,360,879	11/1994	Reagen et al.	526/129

FOREIGN PATENT DOCUMENTS

2253029 12/1973 France .

OTHER PUBLICATIONSMorrison, R. T., et al., *Organic Chemistry* (3rd Edition),
"Functional Derivatives of Carboxylic Acids" (1973), p.
658.*Primary Examiner*—Romulo H. Delmendo
Attorney, Agent, or Firm—Lynda S. Jolly[57] **ABSTRACT**

Novel chromium-containing compounds, such as, for example, chromium pyrrolides, are prepared by forming a mixture of a chromium salt, a metal amide, and an electron pair donor solvent, such as, for example, an ether. These novel chromium-containing, or chromium pyrrolide, compounds can be used either unsupported or supported on an inorganic oxide support, with a metal alkyl and an unsaturated hydrocarbon, to trimerize, oligomerize, and/or polymerize olefins.

28 Claims, 9 Drawing Sheets

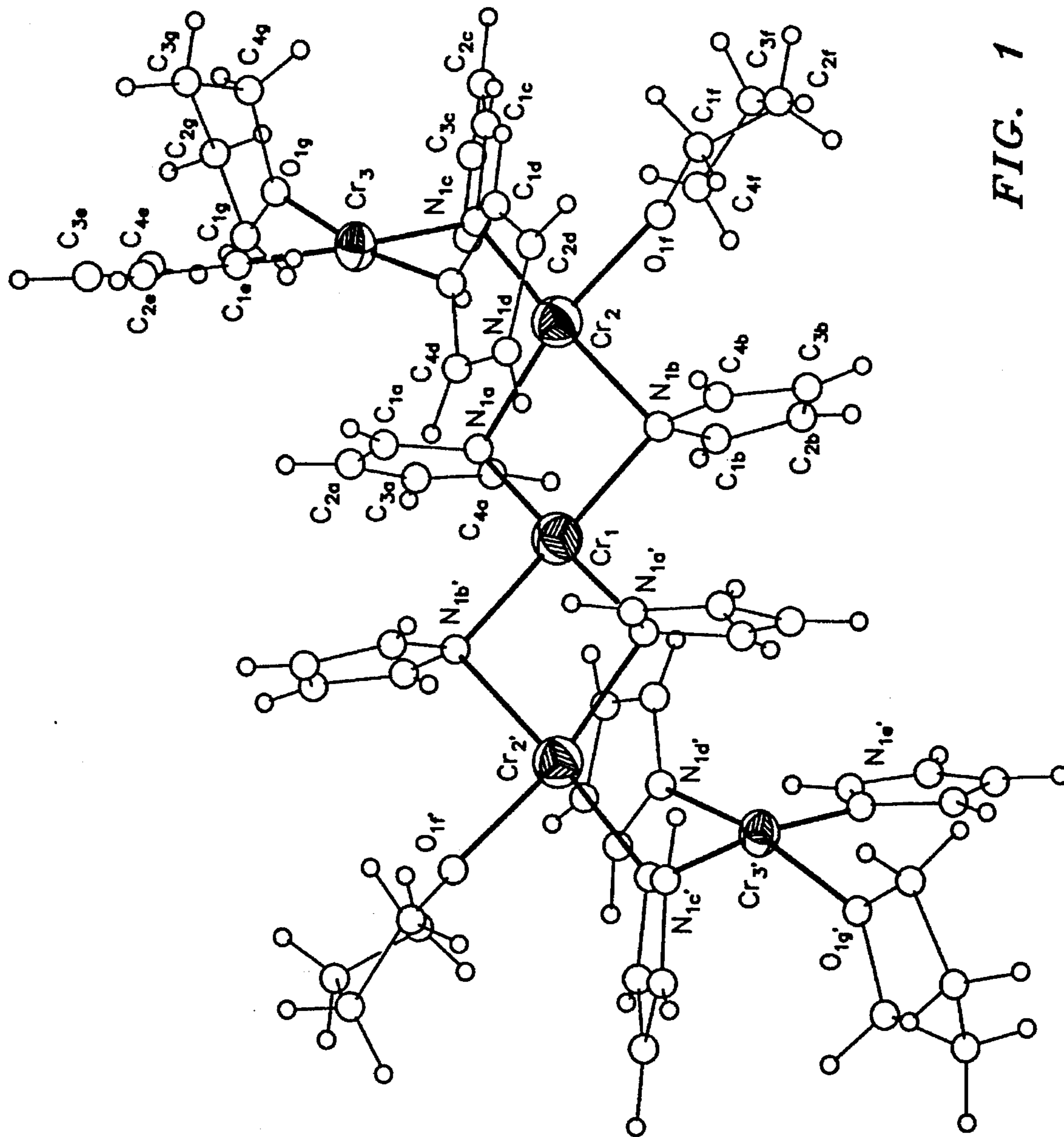


FIG. 1

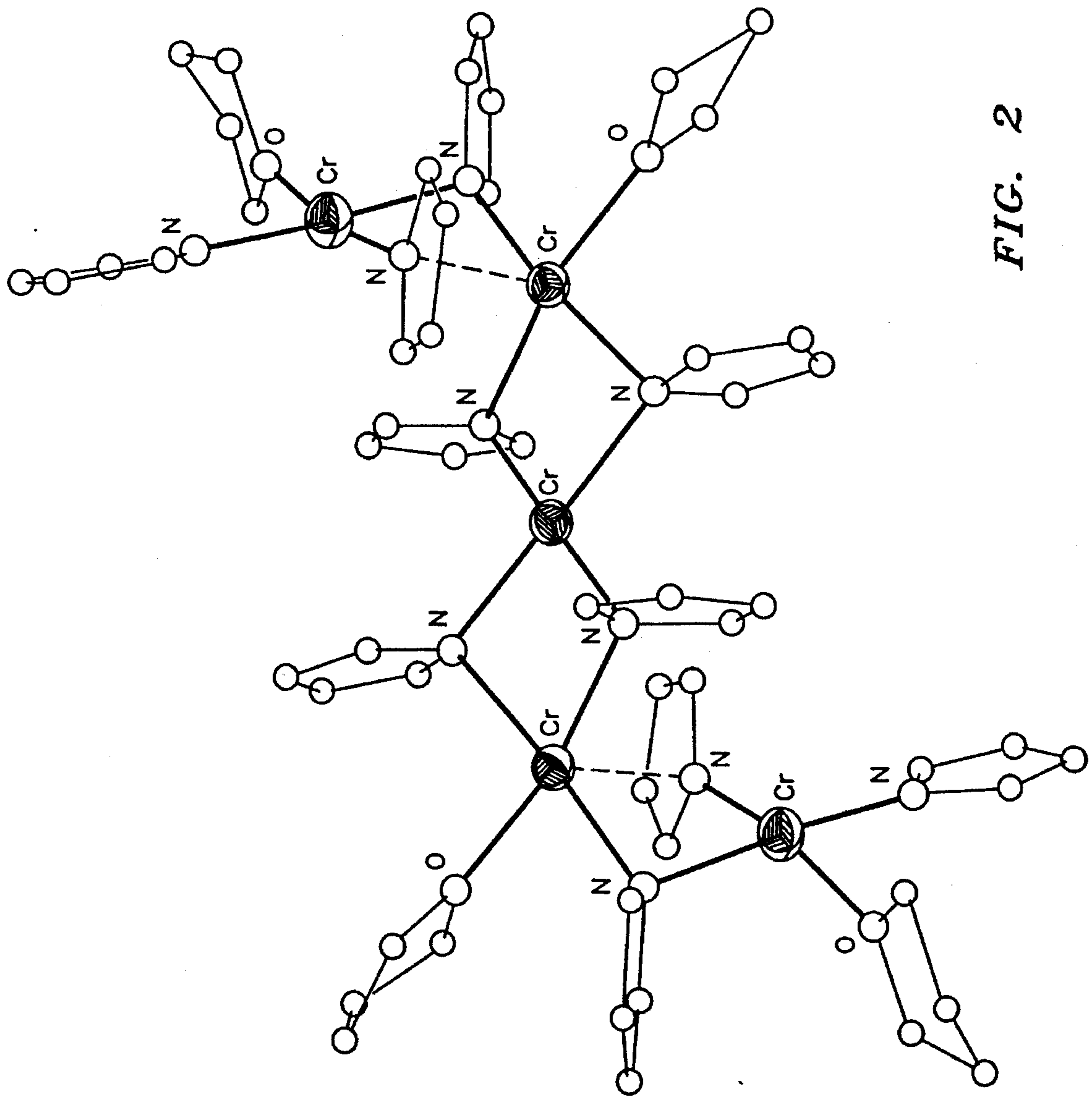


FIG. 2

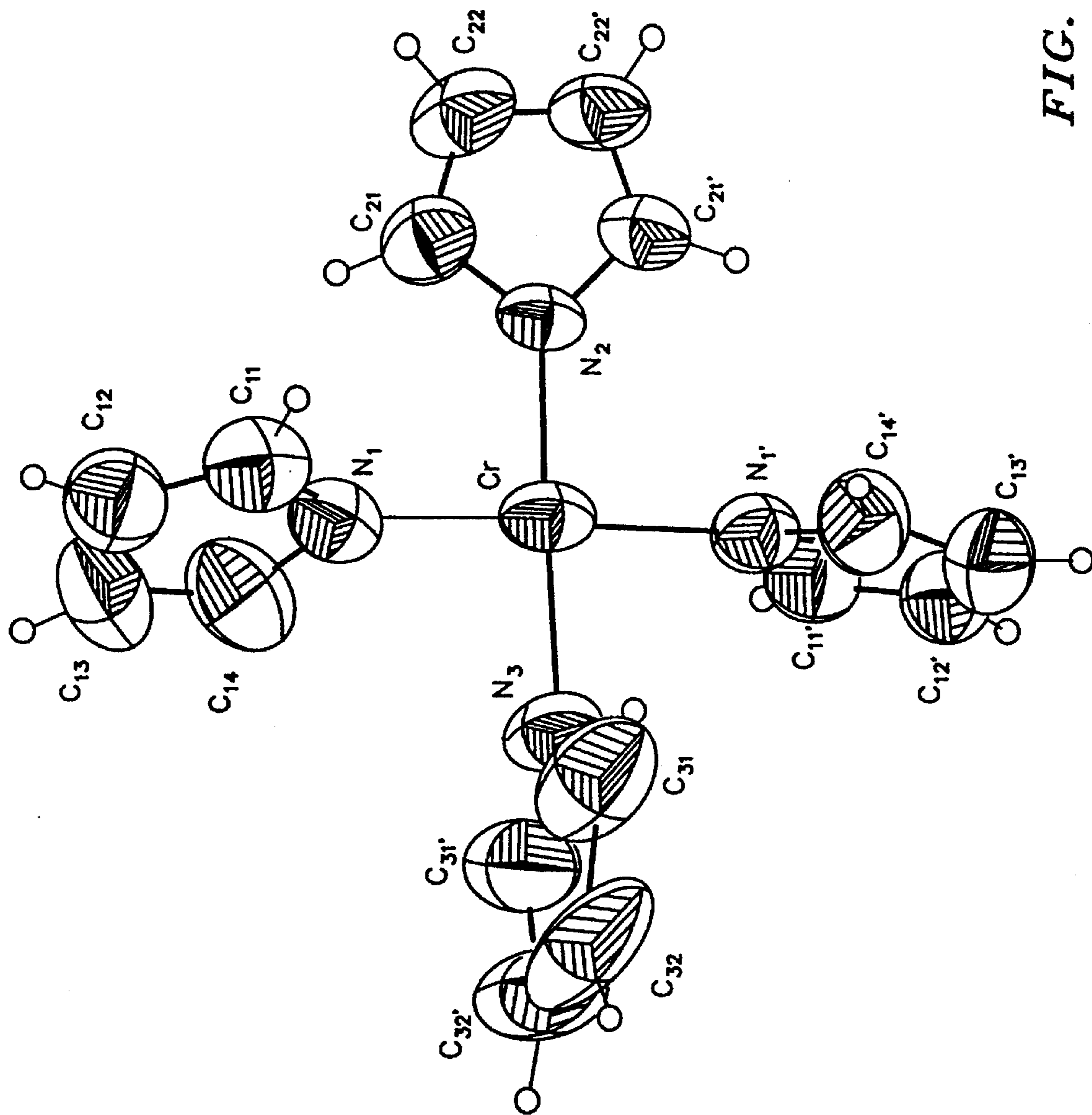


FIG. 3

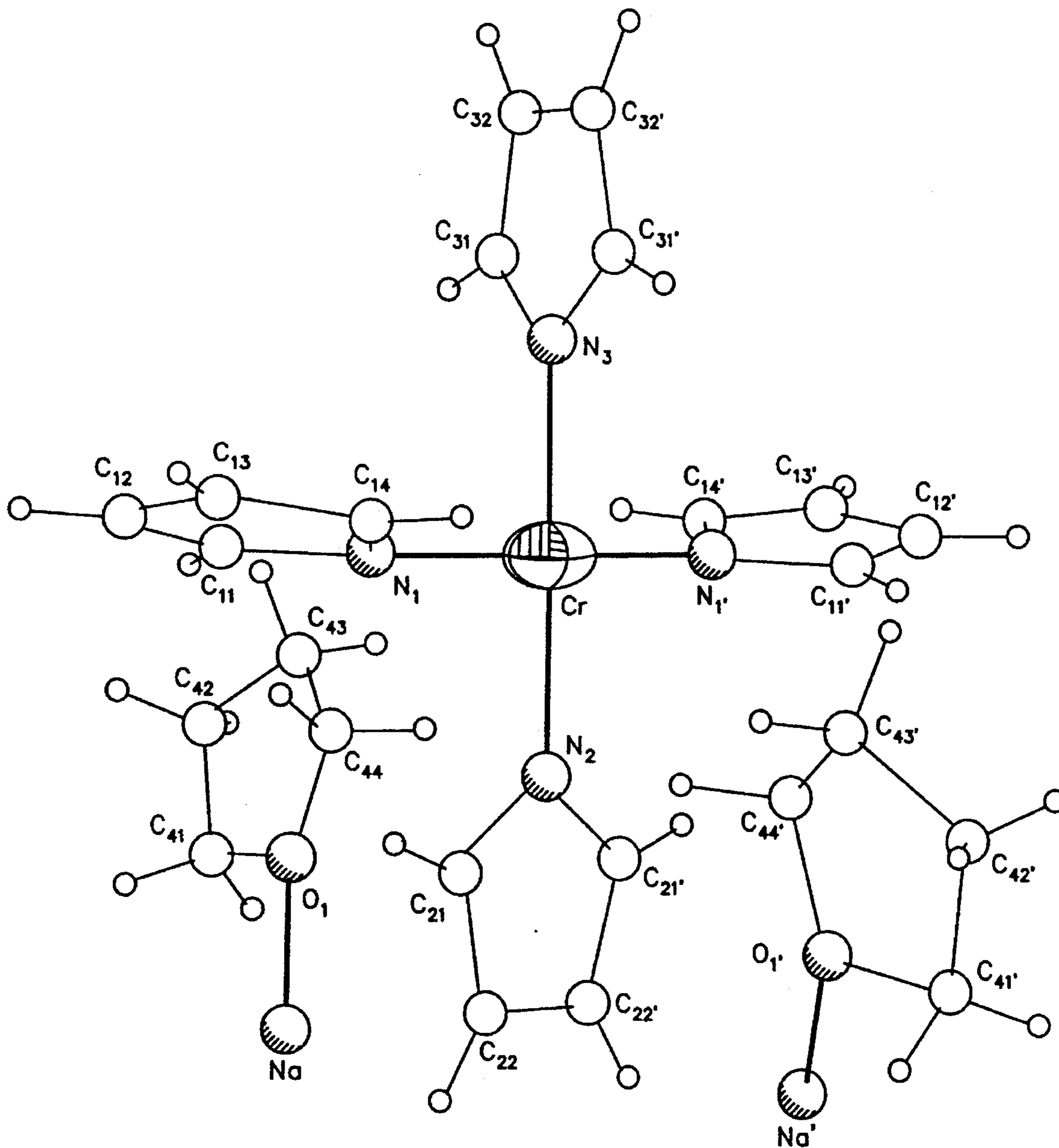


FIG. 4

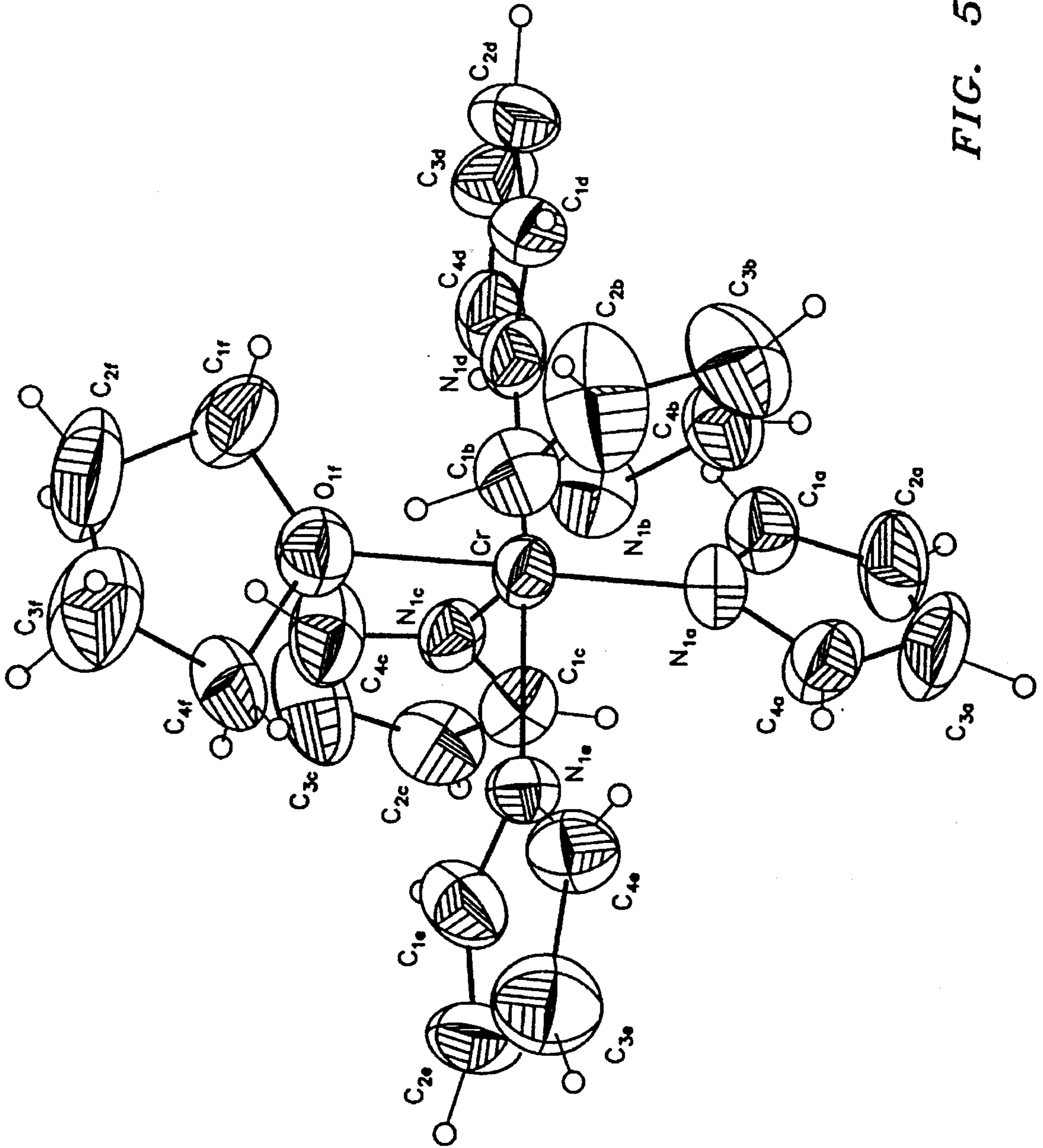


FIG. 5

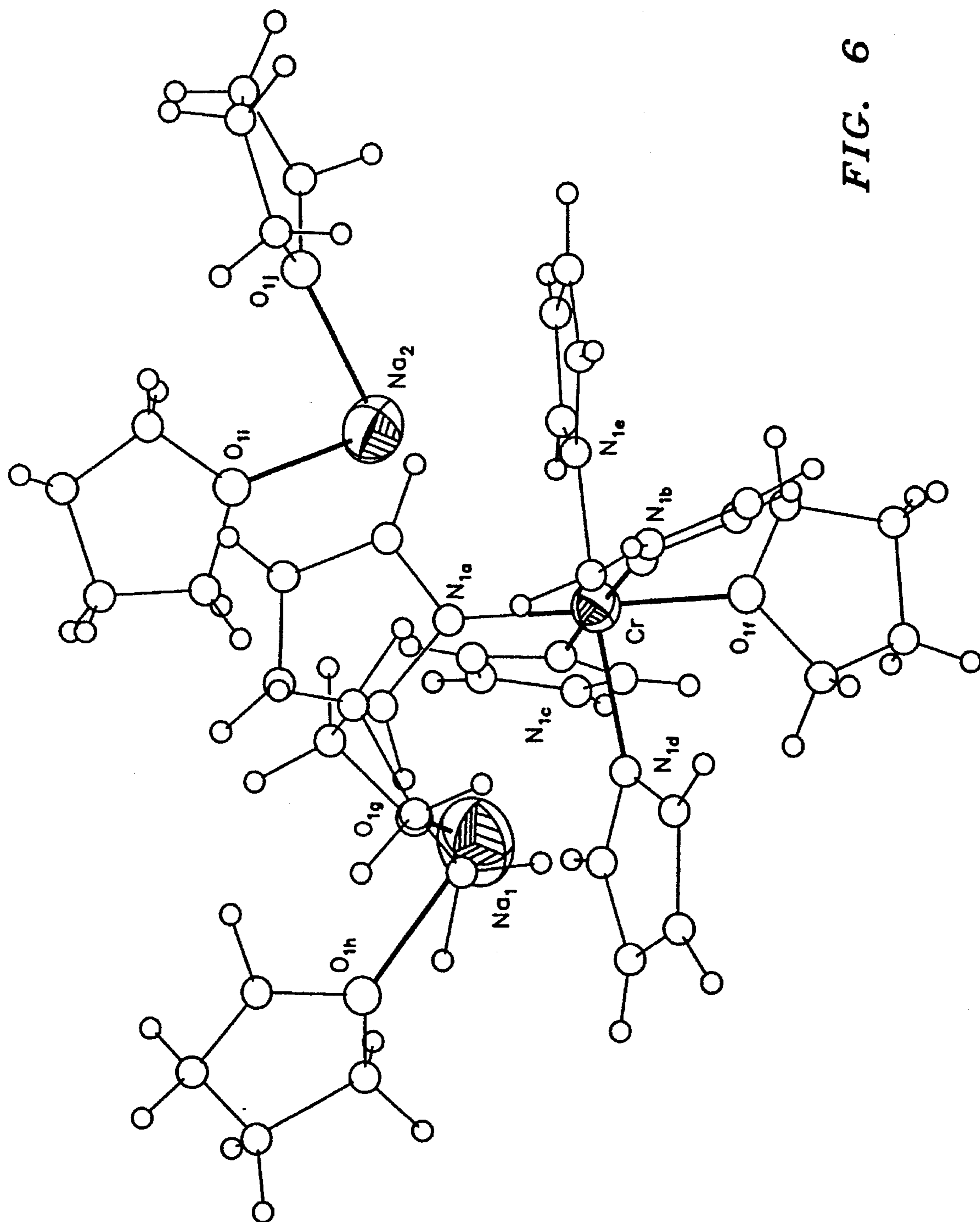


FIG. 6

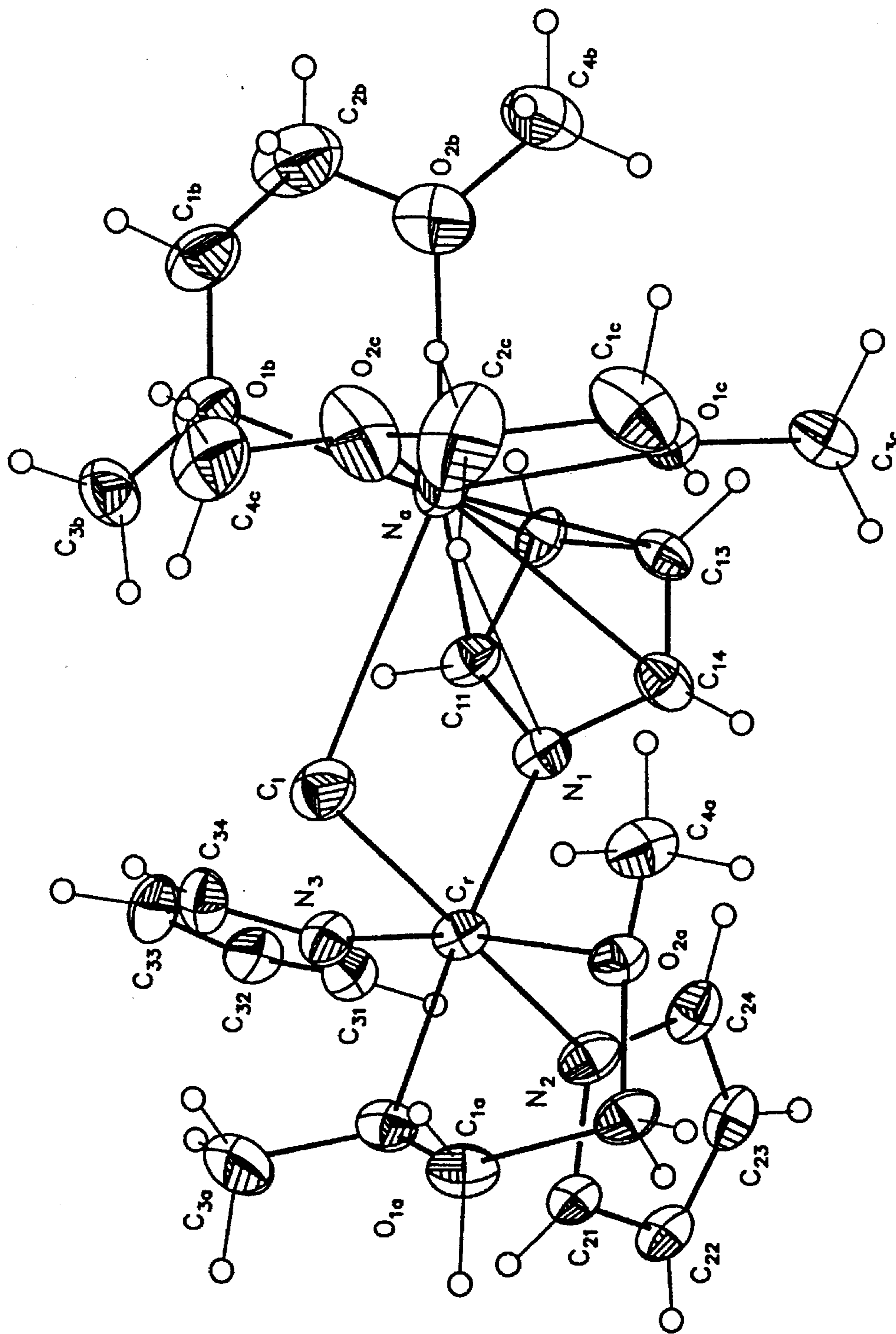


FIG. 7

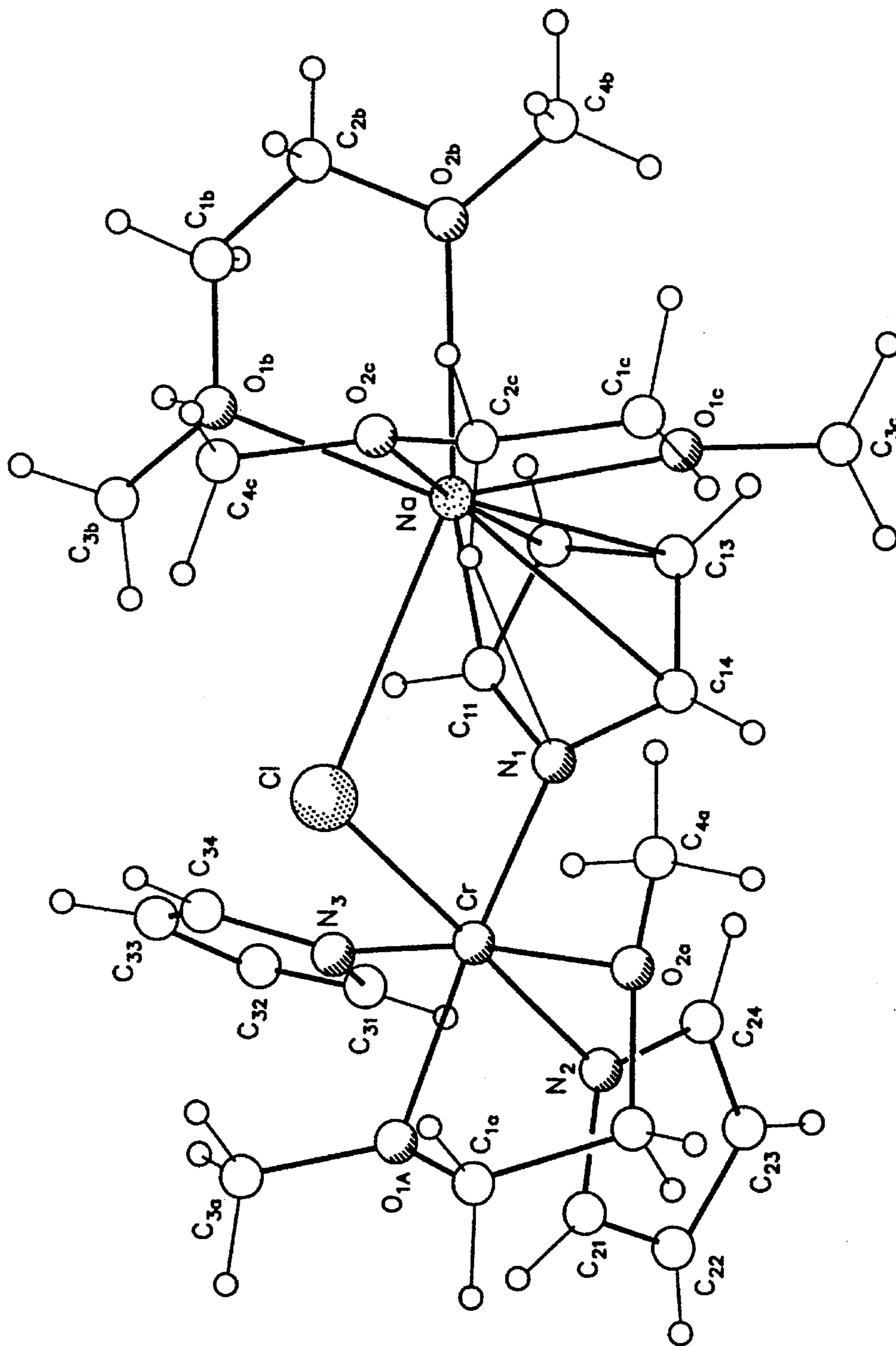


FIG. 8

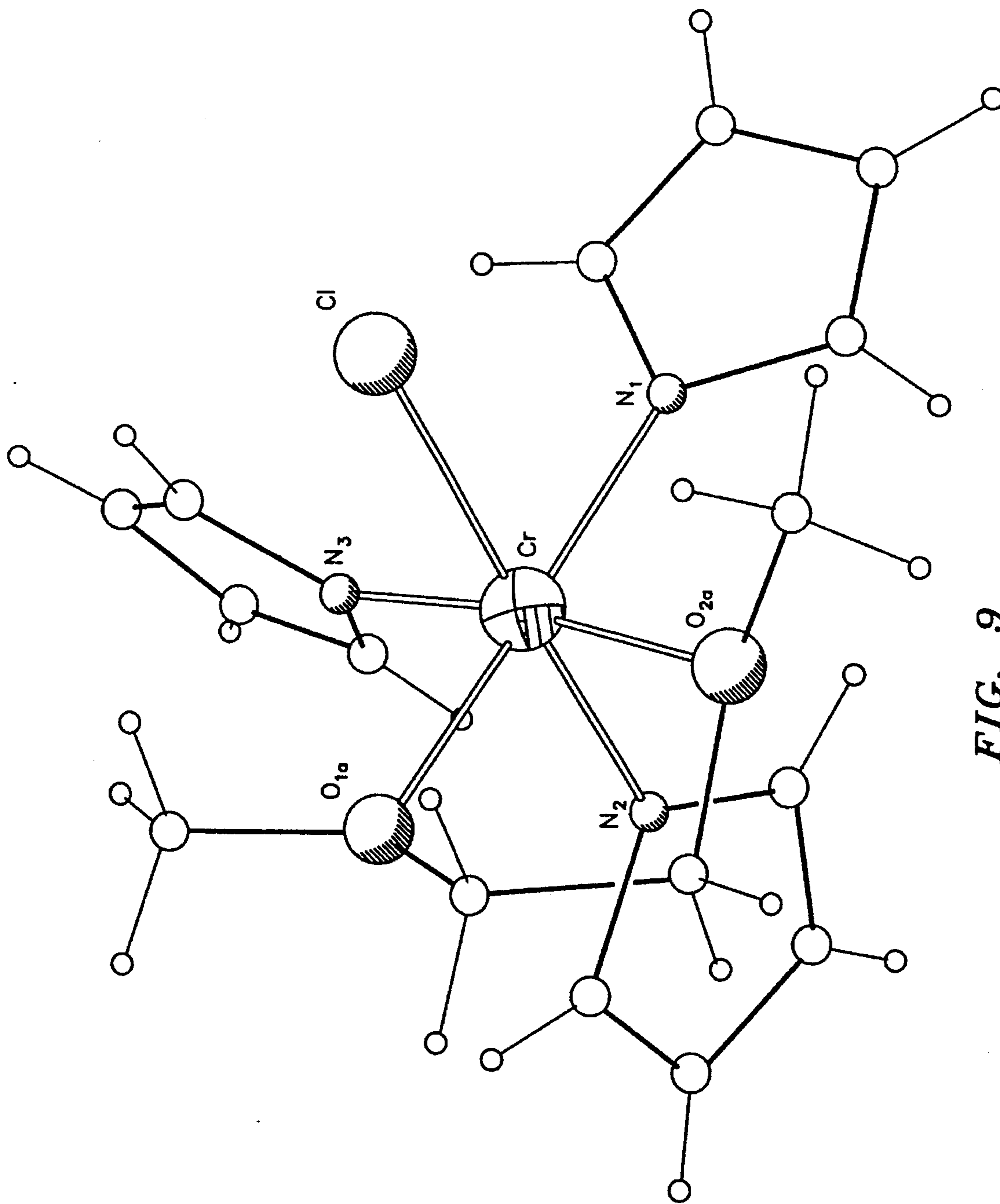


FIG. 9

PROCESS OF TRIMERIZING AND OLIGOMERIZING OLEFINS USING CHROMIUM COMPOUNDS

This application is a division of application Ser. No. 08/109,858, filed Aug. 20, 1993, now U.S. Pat. No. 5,376,612, which is a file wrapper continuation of application Ser. No. 07/807,292, filed Dec. 13, 1991, now abandoned, which is a continuation-in-part of application Ser. No. 07/698,639, the entirety of which is herein incorporated by reference, filed May 10, 1991, now abandoned; which is a continuation-in-part of application Ser. No. 07/454,554, the entirety of which is herein incorporated by reference, filed Dec. 21, 1989, now abandoned; which is a continuation-in-part of application Ser. No. 07/392,688, the entirety of which is herein incorporated by reference, filed Aug. 10, 1989, now abandoned.

BACKGROUND OF THE INVENTION

This invention relates to chromium catalysts to trimerize, oligomerize and/or polymerize olefins. This invention also relates to a process to trimerize, oligomerize and/or polymerize olefins.

Supported chromium oxide catalysts have been a dominant factor in the production of olefin polymers, such as polyethylene or copolymers of ethylene and hexene. These catalysts can be used in a variety of polymerization processes. However, most known chromium compounds must be supported to be catalytically active. Furthermore, most supported chromium compounds are useful only for olefin polymerization. If an olefin copolymer is desired, the polymerization process becomes more complex in that two different monomers must be fed to the polymerization reactor.

Olefin trimerization and oligomerization catalysts are also known in the art, but usually lack selectivity to a desired product and also have a low product yield. However, olefin trimerization and/or oligomerization, if done efficiently, is a process to provide useful olefins. These olefinic products can be further trimerized, oligomerized and/or, optionally, incorporated into a polymerization process.

SUMMARY OF THE INVENTION

Therefore, it is an object of this invention to provide novel chromium compounds.

It is yet another object of this invention to provide a process to prepare at least one novel chromium compound.

It is a further object of this invention to provide an improved process to trimerize olefins.

It is a further object of this invention to provide an improved process to oligomerize olefins.

It is yet another object of this invention to provide a process to polymerize olefins.

It is a further object of this invention to provide an improved olefin trimerization catalyst system.

It is a further object of this invention to provide an improved olefin oligomerization catalyst system.

It is yet another object of this invention to provide an olefin polymerization catalyst system.

Therefore, in accordance with one embodiment of this invention, novel chromium-containing compounds are prepared from a reaction mixture comprising a chromium salt, a metal amide, and any electron pair donor solvent, such as,

for example, an ether. In accordance with another embodiment of this invention these chromium-containing compounds can be used as trimerization, oligomerization and/or polymerization catalyst system precursors. In accordance with still another embodiment of this invention, catalyst systems can be prepared from a reaction mixture comprising one or more novel chromium-containing compounds, a metal alkyl and an unsaturated hydrocarbon compound, and can be used, either supported or unsupported, to trimerize, oligomerize, and/or polymerize olefins. In accordance with yet another embodiment of this invention novel metal pyrrolides can be prepared from nickel-, cobalt-, iron-, molybdenum-, and copper-containing salts, in a manner similar to chromium pyrrolides.

In accordance with yet another embodiment of this invention novel catalyst systems can be prepared from a reaction mixture comprising a metal source, a pyrrole-containing compound, a metal alkyl and an unsaturated hydrocarbon compound. Metal sources are selected from the group consisting of nickel, cobalt, iron, molybdenum, copper, chromium, and mixtures thereof. The most preferred metal source is a chromium source. In accordance with still another embodiment of this invention, these novel catalyst systems can be used, either supported or unsupported, to trimerize, oligomerize, and/or polymerize olefins.

BRIEF DESCRIPTION OF THE DRAWINGS

FIG. 1 is a computer generated ball and stick projection, with the exception of the chromium atoms which are represented as thermal ellipsoids, or a simplified structural representation or formula, of a molecule of Product I, $\text{Cr}_5(\text{NC}_4\text{H}_4)_{10}(\text{OC}_4\text{H}_8)_4$, as determined by single crystal x-ray crystallography, and

FIG. 2 is a further simplified ball and stick projection, with the exception of the chromium atoms which are represented as thermal ellipsoids, or a structural representation, of the same molecule shown in FIG. 1.

FIG. 3 is a computer generated ORTEP drawing of the structure, or a simplified structural representation or formula, of a molecule of Product III, $[\text{Cr}(\text{NC}_4\text{H}_4)_4]^{-2}$, as determined by single crystal x-ray crystallography.

FIG. 4 is a further simplified ball and stick projection, with the exception of the chromium atoms which are represented as thermal ellipsoids, or a structural representation, of the same molecule shown in FIG. 3, however, the entire crystal structure or lattice, with the formula $\text{Cr}(\text{NC}_4\text{H}_4)_4\text{Na}_2 \cdot 20\text{C}_4\text{H}_8$ is shown.

FIG. 5 is a computer generated ORTEP drawing of the structure, or a simplified structural representation or formula, of a molecule of Product IV, $[\text{Cr}(\text{NC}_4\text{H}_4)_5(\text{OC}_4\text{H}_8)]^{-2}$, as determined by single crystal x-ray crystallography, and

FIG. 6 is a further simplified ball and stick projection, with the exception of the chromium atoms which are represented as thermal ellipsoids, or a structural representation, of the same molecule shown in FIG. 5, however the entire crystal structure or lattice, with the formula $[\text{Cr}(\text{NC}_4\text{H}_4)_5(\text{OC}_4\text{H}_8)][\text{Na}]_2 \cdot 4(\text{OC}_4\text{H}_8)$, is shown.

FIG. 7 is a computer generated ORTEP drawing of a molecule of Product V, $\text{Cr}(\text{NC}_4\text{H}_4)_3\text{Cl}(\text{O}_2\text{C}_2\text{H}_4(\text{CH}_3)_2)_3\text{Na}$, which includes the entire crystal or lattice, as determined by single crystal x-ray crystallography.

FIG. 8 is a further simplified ball and stick projection of the same molecule shown in FIG. 7.

FIG. 9 is a further simplified ball and stick projection of $[\text{Cr}(\text{NC}_4\text{H}_4)_3\text{Cl}(\text{O}_2\text{C}_2\text{H}_4(\text{CH}_3)_2)]^{-1}$, with the exception of

the chromium atom which is represented as a thermal ellipsoid. This is the same molecule as that shown in FIGS. 7 and 8, however, the entire crystal structure, or lattice, is not shown in FIG. 9.

DETAILED DESCRIPTION OF THE INVENTION

Chromium Compounds

The inventive chromium compounds, which can be used preferably for olefin trimerization and, optionally, olefin oligomerization and/or polymerization, can be produced by forming a reaction mixture comprising a chromium salt, a metal amide, and any electron pair donor solvent, such as, for example, an ether. As used in this disclosure, the inventive chromium compounds are referred to by a variety of interchangeable names, such as inventive or novel chromium compound(s), chromium complex(es), chromium pyrrole complex(es) and/or chromium pyrrolide(s).

The chromium salt can be one or more organic or inorganic chromium salts, wherein the chromium oxidation state is from 0 to 6. As used in this disclosure, chromium metal is included in this definition of a chromium salt. Generally, the chromium salt will have a formula of CrX_n , wherein X can be the same or different and can be any organic or inorganic radical, and n is an integer from 1 to 6. Exemplary organic radicals can have from about 1 to about 20 carbon atoms per radical, and are selected from the group consisting of alkyl, alkoxy, ester, ketone, an/or amido radicals. The organic radicals can be straight-chained or branched, cyclic or acyclic, aromatic or aliphatic, and can be made of mixed aliphatic, aromatic, and/or cycloaliphatic groups. Exemplary inorganic radicals include, but are not limited to halides, sulfates, and/or oxides.

Preferably, the chromium salt is a halide, such as, for example chromous fluoride, chromic fluoride, chromous chloride, chromic chloride, chromous bromide, chromic bromide, chromous iodide, chromic iodide, and mixtures thereof. Most preferably, the chromium salt is a chloride, such as, for example chromous chloride and/or chromic chloride, due to simple separation of the reaction by-products such as, for example, sodium chloride, as well as relatively low cost.

The metal amide can be any metal amide that will react with a chromium salt to form a chromium-amido complex. Broadly, the metal amide can be any heteroleptic or homoleptic metal complex or salt, wherein the amide radical can be any nitrogen-containing organic radical. The metal amide can be either affirmatively added to the reaction, or generated in-situ. Generally, the metal amide will have from about 1 to about 20 carbon atoms. Exemplary metal amides include, but are not limited to, primary and/or secondary amines, any alkali metal (Group IA, and including hydrogen, of the Periodic Table) amide and/or any alkaline earth metal (Group IIA of the Periodic Table) amide. The hydrocarbyl portion of the salt of the metal amide is selected from the group consisting of straight chain or branched, cyclic or acyclic, aromatic or aliphatic, and mixtures of two or more thereof. Preferably, the metal amide is selected from a Group IA metal, and including hydrogen, or Group IIA metal amide, due to ease of reaction with chromium halides.

Exemplary preferred metal amides include, but are not limited to, lithium dimethylamide, lithium diethylamide, lithium diisopropylamide, lithium dicyclohexylamide, sodium bis(trimethylsilyl)amide, sodium indolide, sodium

pyrrolide, and mixtures of two or more thereof. More preferably, the metal amide is a pyrrolide. As used in this disclosure, a pyrrolide is defined as a compound comprising a 5-membered, nitrogen-containing heterocycle, such as, for example, pyrrole, derivatives of pyrrole, and mixtures thereof. Exemplary pyrrolides are selected from the group consisting of hydrogen pyrrolide (pyrrole), lithium pyrrolide, sodium pyrrolide, potassium pyrrolide, cesium pyrrolide, and/or the salts of substituted pyrrolides, because of high reactivity and activity with the other reactants. Examples of salts of substituted pyrrolides include, but are not limited to sodium 2,5-dimethyl pyrrolide and/or 3,4-dimethyl pyrrolide. When the metal amide is a pyrrolide ligand, the resultant chromium compound is a chromium pyrrolide.

The electron pair donor solvent can be any electron pair donor solvent to effect a reaction between the chromium salt and the metal amide. While not wishing to be bound by theory, it is believed that the electron pair donor solvent can be a reaction solvent, as well as a possible reactant. Exemplary electron pair donor solvents include, but are not limited to, nitrogen-containing compounds; oxygen-containing compounds, such as, for example, ethers; phosphorous-containing compounds; and/or sulfur-containing compounds.

Exemplary nitrogen-containing compounds include, but are not limited to nitriles, such as, for example, acetonitrile; amines, such as, for example, pyridine, and/or derivatives of pyridine; and/or amides. Additional exemplary nitrogen-containing compounds include, but are not limited to, nitromethane, dimethylpyridine, dimethylformamide, N-methylformamide, aniline, nitrobenzene, tetramethyldiaminomethane, hexamethyldisilazane, and/or pyrrolidone.

Exemplary oxygen-containing compounds include, but are not limited to, acetone, ethyl acetate, methyl acetate, methanol, ethanol, ethyl methyl ketone, acetaldehyde, furan, and/or hexamethyldisiloxane.

Exemplary phosphorous-containing compounds include, but are not limited to, hexamethylphosphoramide, hexamethylphosphorous triamide, triethylphosphite, tributylphosphine oxide, and/or triethylphosphine.

Exemplary sulfur-containing compounds include, but are not limited to, carbon disulfide, dimethylsulfoxide, tetraethylene sulfone, thiophene, and/or dimethylsulfide or mixtures thereof.

The ether in the reaction mixture can be one or more ether compounds to affect a reaction between the chromium salt and the metal amide. While not wishing to be bound by theory, it is believed that the ether can be a reaction solvent, as well as a possible reactant. The ether can be any aliphatic and/or aromatic compound containing an R—O—R functionality, wherein the R groups can be the same or different, but preferably is not hydrogen. Preferred ethers are aliphatic ethers, for safety reasons in that aromatic ethers are human toxins. Furthermore, the preferred ethers are those which facilitate a reaction between a chromium halide and a Group IA or Group IIA metal pyrrolide, and also can be easily removed from the reaction mixture. Exemplary compounds include, but are not limited to, tetrahydrofuran, dioxane, diethylether, dimethoxyethane (glyme), diglyme, triglyme, and mixtures of two or more thereof. Most preferably, the ether is selected from the group consisting of tetrahydrofuran, derivatives of tetrahydrofuran, dimethoxyethane, derivatives of dimethoxyethane, and mixtures thereof, for the reasons given above, as well as the reason that the preferred salt of an amine is soluble in these ethers.

The amount of each reactant used to prepare one or more of the novel chromium compounds can vary, based on the desired chromium compound product. Any amount of each reactant can be used to produce the novel chromium compounds, depending on the desired product. Different reaction stoichiometries can produce different chromium compounds. For example, the reaction of about one mole of chromium (II) with about two moles of sodium pyrrolide can produce different products than reacting about one mole of chromium (II) with an excess of sodium pyrrolide. Furthermore, as stated earlier, selection of different, although similar reactants, can produce different products. For example, using either tetrahydrofuran or dimethoxyethane can result in a different reaction product.

The three reactants can be combined in any manner under conditions suitable to form a solution comprising one or more of the inventive chromium compounds. The reaction preferably occurs in the absence of oxygen and moisture and therefore under an inert atmosphere, such as, for example nitrogen and/or argon. The reaction pressure can be any pressure sufficient to maintain the reactants in a liquid state. Generally, pressure within the range of from about atmospheric pressure to about three atmospheres are acceptable. For ease of operation atmospheric pressure is generally employed.

The reaction temperature can be any temperature which maintains the ether in a liquid form. In order to effectuate a more efficient reaction, temperatures near the boiling point of the ether are preferred. Most preferably, the reaction temperature is at the boiling point of the ether and the reaction mixture is refluxed for a period of time.

The reaction time can be any amount of time necessary for the reaction to occur. Depending on the reactants, as well as the reaction temperature and pressure, reaction time can vary from about 1 minute to about 1 week. Usually, reaction time ranges from about 3 hours to about 5 days. Under optimum conditions, the reaction time can be within the range of from about 3 to about 48 hours.

After the reaction is complete, a solid reaction product can be recovered by any method known in the art. Preferably, though not required, upon completion of the reaction, the reaction mixture first is filtered to remove any particulate reaction by-products such as, for example, salts, like sodium chloride, prior to any other treatment. Although removal of any reaction by-products is not necessary, such removal preferably is done in order to expedite later purification of the chromium product. After filtering, one exemplary method to recover a solid reaction product is to remove the excess ether from the reaction mixture. The excess electron pair donor solvent, such as, for example an ether, can be removed according to any method known in the art. Exemplary electron pair donor solvent, such as, for example an ether, removal methods include, but are not limited to, slow evaporation, under vacuum and/or a nitrogen purge.

Other electron pair donor solvents, such as, for example, an ether, removal procedures can be used either alone or in combination. For example, the reaction mixture can be filtered and then vacuum dried. Preferably, the reaction mixture is heated slowly and maintained at a temperature within the range of about 10° to about 300° C., preferably about 25° to about 200° C., under a vacuum, for safety, to remove the excess electron pair donor solvent, such as, for example an ether. The resultant solid reaction product is one or more of the inventive chromium compounds.

Alternatively, the reaction mixture can be filtered to remove any solid reaction by-product solids and the filtered

reaction mixture can be contacted with a non-polar organic solvent. Addition of a non-polar organic solvent causes one or more of the inventive chromium compounds to form a solid precipitate. Exemplary non-polar organic solvents include, but are not limited to, pentane, hexane, cyclohexane, heptane, and mixtures thereof. Most preferably pentane is added to the filtered reaction mixture because of the availability and ease of use.

The precipitated inventive chromium compounds can be recovered by any method known in the art. The simplest procedure to remove the inventive precipitated chromium compounds is by filtration.

The reaction mixture and the resultant solid reaction products, as stated earlier, are kept in an oxygen-free atmosphere at all times. Preferably, due to availability and ease of use, an inert atmosphere such as, for example, nitrogen, is the ambient.

Numerous chromium compounds can be prepared in accordance to the invention, by varying the reactants and/or the quantity of each reactant employed. The recovered, novel chromium compound or compounds can be used for olefin trimerization and/or polymerization without further purification.

Optionally, the chromium compound can be purified in accordance with any method known in the art. For example, one of the simplest purification procedures is to wash the recovered solid with a non-polar organic solvent such as, for example, toluene. Preferably, a non-polar aliphatic organic solvent is used for best results. Exemplary wash solvents include, but are not limited to, pentane, hexane, cyclohexane, heptane, and mixtures thereof. Most preferably, pentane is the wash solvent.

Novel metal pyrrolides can also be prepared from salts of other metals. Exemplary metals include, but are not limited to, nickel, cobalt, iron, molybdenum, and copper. As with the previously described chromium salt, the metal oxidation state of the metal can be any oxidation state, including the elemental, or metallic, state. These novel metal pyrrolides can be prepared in a manner similar to the previously described chromium pyrrolides.

Catalyst Systems

Catalyst systems prepared in accordance with this invention can be used preferably for olefin trimerization and, optionally, olefin oligomerization and/or polymerization. Catalyst systems comprise a metal source, a pyrrole-containing compound, a metal alkyl, also called an activating compound, and an unsaturated hydrocarbon compound. Exemplary metal sources are selected from the group consisting of chromium, nickel, cobalt, iron, molybdenum, and copper. While this disclosure deals primarily with chromium salts and chromium sources, other metal sources, which can result in less active catalyst systems, can be substituted for the chromium salt or chromium source. Preferably, catalyst systems comprise a chromium source, a pyrrole-containing compound, a metal alkyl, also called an activating compound, and an unsaturated hydrocarbon compound for best resultant catalyst system activity and product selectivity. Optionally, for ease of use, a chromium pyrrolide can provide both the chromium source and the pyrrole-containing compound. As used in this disclosure, when a chromium pyrrolide is used to form a catalyst system, a chromium pyrrolide is considered to provide both the chromium source and the pyrrole-containing compound. Catalyst systems can further comprise a catalyst support.

In accordance with one embodiment of the invention, the inventive chromium compounds can be combined in a reaction mixture with a metal alkyl and an unsaturated hydrocarbon compound and can be used, either as a supported and/or unsupported catalyst system, for olefin trimerization, oligomerization and/or polymerization. The novel chromium compounds provides a chromium source, as well as a pyrrole-containing compound, for catalyst systems prepared in accordance with this first embodiment.

A supported chromium catalyst system can be prepared with any support useful to support a chromium catalyst. Exemplary catalyst supports include, but are not limited to, zeolites, inorganic oxides, either alone or in combination, phosphated inorganic oxides, and mixtures thereof. Particularly preferred are supports selected from the group consisting of silica, silica-alumina, alumina, fluorided alumina, siled alumina, thoria, aluminophosphate, aluminum phosphate, phosphated silica, phosphated alumina, silica-titania, coprecipitated silica/titania, fluorided/siled alumina, and mixtures, thereof, being presently preferred, as well as any one or more of these supports which can contain chromium. The presently most preferred catalyst support, because of the greater trimerization activity, is aluminophosphate, as disclosed in U.S. Pat. No. 4,364,855 (1982), herein incorporated by reference.

Supported chromium catalyst systems can be prepared according to any method known in the art. For example, the inventive chromium compound reaction mixture, which preferably has been filtered to remove any particulate reaction by-products and contains one or more of the novel chromium pyrrolide compounds, is combined and thoroughly contacted with a catalyst support. Excess electron pair donor solvent, such as, for example an ether, does not have to be removed prior to contacting the catalyst support. However, a solid chromium pyrrolide compound can be re-dissolved in an electron pair donor solvent, such as, for example an ether, if desired. The chromium pyrrolide/electron pair donor, such as, for example, an ether solution is usually a blue or blue/green color, although other colors can be observed.

The catalyst support usually is insoluble in the electron pair donor solvent, such as, for example, an ether/chromium pyrrolide complex solution. Any excess of the chromium pyrrolide in relation to the catalyst support is sufficient. However, usually, less than about 5 grams of chromium pyrrolide compound per gram of catalyst support is sufficient. Preferably, about 0.001 to about 1 gram of chromium pyrrolide compound per gram of support, and most preferably, 0.01 to 0.5 gram of chromium pyrrolide compound per gram of support is used to for best support loading and most efficient use of the reagents. The amount of chromium pyrrolide compound per gram of support can be expressed in different, yet equivalent terms, such as, for example, moles of chromium per gram of support. Usually, less than about 8.6×10^{-3} moles of chromium per gram of support is sufficient. Preferably, about 1.7×10^{-6} to about 1.7×10^{-5} to 8.6×10^{-4} moles of chromium per gram of support are used, for reasons given above.

This mixture can be contacted and mixed at any time, temperature, and pressure to thoroughly contact the chromium pyrrolide compound and support. For ease of use, ambient temperatures and pressures are preferred. Mixing times can be up to about 24 hours, preferably, less than about 10 hours, and most preferably, from 1 second to 8 hours. Longer times usually provide no additional benefit and shorter times can be insufficient for thorough contacting.

After the support is added and thoroughly combined with the chromium pyrrolide, it can be collected by filtration,

vacuum dried, then an activating compound, usually as a solution of one or more Lewis acids and/or metal alkyls, preferably in an unsaturated hydrocarbon compound solvent, is added to the support/chromium pyrrolide mixture. An active, supported catalyst system then can be collected by filtration. As used in this disclosure, a Lewis acid is defined as any compound that is an electron acceptor. Preferably, the activating compound is a compound that can be considered both a Lewis acid and a metal alkyl. The activating compound can have any number of carbon atoms. However, due to commercial availability and ease of use, the activating compound will usually comprise less than about 70 carbon atoms per metal alkyl molecule and preferably less than about 20 carbon atoms per molecule. Preferred activating compounds which are both a metal alkyl and a Lewis acid include, but are not limited to, alkylaluminum compounds, alkylboron compounds, alkylmagnesium, alkylzinc, and/or alkyllithium compounds. Exemplary metal alkyls include, but are not limited to, n-butyllithium, s-butyllithium, t-butyllithium, diethylmagnesium, dibutylmagnesium, diethylzinc, triethylaluminum, trimethylaluminum, triisobutylaluminum, and mixtures thereof. Most preferably, activating compounds are selected from the group consisting of non-hydrolyzed, i.e., not pre-contacted with water, alkylaluminum compounds, derivatives of alkylaluminum compounds, halogenated alkylaluminum compounds, and mixtures thereof for improved product selectivity, as well as improved catalyst system reactivity, activity, and/or productivity. Exemplary compounds include, but are not limited to, triethylaluminum, tripropylaluminum, tributylaluminum, diethylaluminum chloride, diethylaluminum bromide, diethylaluminum ethoxide, ethylaluminum sesquichloride, and mixtures thereof for best catalyst system activity and product selectivity. The most preferred alkylaluminum compound is triethylaluminum, for best results in catalyst system activity and product selectivity.

When a trimerization catalyst system is the desired product, the activating compound must be a non-hydrolyzed alkylaluminum compound, expressed by the general formulae AlR_3 , AlR_2X , $AlRX_2$, AlR_2OR , $AlRXOR$, and/or $Al_2R_3X_3$, wherein R is an alkyl group and X is a halogen atom. Exemplary compounds include, but are not limited to, triethylaluminum, tripropylaluminum, tributylaluminum, diethylaluminumchloride, diethylaluminumbromide, diethylaluminummethoxide, diethylaluminum phenoxide, ethylaluminummethoxychloride, and/or ethylaluminum sesquichloride. Preferably, the activating compound for a trimerization catalyst system is a trialkylaluminum compound, AlR_3 , for reasons given above. The most preferred trialkylaluminum compound is triethylaluminum, for reasons given above.

Any amount of activating compound, such as a metal alkyl and/or a Lewis acid, is sufficient to activate and/or react with the chromium pyrrolide catalyst. Usually about 200 grams of activating compound, i.e., metal alkyl and/or a Lewis acid, per gram of chromium can be used. Preferably, about 1 to about 100 grams of activating compound, such as a metal alkyl and/or a Lewis acid, per gram of chromium pyrrolide, and most preferably about 5 to about 30 grams of activating compound, such as a metal alkyl and/or a Lewis acid, per gram of chromium pyrrolide are used, for best catalyst activity. However, the amount of activating compound, such as a metal alkyl and/or a Lewis acid employed can vary with the catalyst support used. For example, if the support is silica and/or alumina, too much activating compound, such as a metal alkyl and/or a Lewis acid can decrease catalyst activity. However, a similar amount of

activating compound, such as metal alkyl and/or a Lewis acid, used with an aluminophosphate support does not always significantly decrease catalyst activity.

The unsaturated hydrocarbon compound, also referred to in this application as a solvent compound, can be any combination of one or more aromatic or aliphatic unsaturated hydrocarbon compounds. While not wishing to be bound by theory, it is believed that an unsaturated hydrocarbon compound acts as more than a solvent, and can be a reactant and/or a stabilizing component during and/or subsequent to formation of an inventive catalyst system. Exemplary unsaturated hydrocarbon compounds, such as, for example, a solvent, can be any unsaturated hydrocarbon compound that can dissolve the activating compound, i.e., wherein the activating compound can be Lewis acid and/or metal alkyl. Preferred unsaturated hydrocarbon compounds include, but are not limited to, unsaturated hydrocarbons comprising less than about 70 carbon atoms per molecule, aromatic compounds having from about 6 to about 50 carbon atoms per molecule and preferably unsaturated hydrocarbons comprising less than about 20 carbon atoms per molecule, due to commercial availability and ease of use. Specific exemplary unsaturated aliphatic compounds include, but are not limited to, ethylene, 1-hexene, 1,3-butadiene, and mixtures thereof. The most preferred unsaturated aliphatic hydrocarbon compound is ethylene because of elimination of catalyst system preparation steps and ethylene can be a trimerization and/or oligomerization reactant. Specific exemplary unsaturated aromatic hydrocarbon compounds include, but are not limited to, toluene, benzene, xylene, mesitylene, hexamethylbenzene, and mixtures thereof. Most preferably, the unsaturated aromatic hydrocarbon compound solvent is toluene, for ease of removal and minimal interference with the resultant catalyst system, as well as increased trimerization and/or oligomerization activity.

The unsaturated hydrocarbon compound can be present either during the initial contacting of a chromium pyrrolide and activating compound, i.e., prior to introduction into a trimerization, oligomerization and/or polymerization reactor, or the unsaturated hydrocarbon compound can be introduced directly into the reactor. Furthermore, one or more of the olefin reactants can be considered the unsaturated hydrocarbon. Preferably, the unsaturated hydrocarbon is present during the initial contacting of a chromium pyrrolide and activating compound in order to stabilize the resultant catalyst system. In the absence of an unsaturated hydrocarbon, the resultant catalyst system can deactivate and lose activity over a period of time.

While any amount of unsaturated hydrocarbon compound can be used, too much or too little can adversely affect catalyst system activity. Therefore, preferably, the resultant catalyst system is stripped of any excess unsaturated aromatic hydrocarbon. Stripping of excess unsaturated aromatic hydrocarbon can be accomplished by any method known in the art, such as, for example, solvent removal methods. Exemplary removal methods include, but are not limited to, filtration, vacuum drying, drying under an inert atmosphere, and combinations thereof. While not wishing to be bound by theory, it is believed that the remaining unsaturated hydrocarbon can stabilize the resultant catalyst system. If no unsaturated hydrocarbon is present, it is believed that the catalyst system can lose activity.

As disclosed earlier, the mixture of supported chromium pyrrolide, activating compound, such as a metal alkyl and/or a Lewis acid, and unsaturated hydrocarbon are mixed and/or contacted under a dry, inert atmosphere at all times. Any

pressure can be used during the contacting; for ease of use, atmospheric pressure is preferred. Any temperature can be used during the contacting; for ease of use, room temperature, or ambient temperature, is preferred. Some care should be taken during the mixing, so as not to destroy the physical integrity of the chromium pyrrolide, catalyst support, and resultant supported catalyst. The four-component mixture can be contacted for any amount of time sufficient to prepare and activate a chromium catalyst system. Usually, times in the range of about one minute to about one week are sufficient. Preferably, times in the range of about 30 minutes to about 24 hours are used, and most preferably times in the range of about one hour to about 12 hours are used. Too short of mixing times can result in incomplete contacting and too long of mixing times will not provide any additional catalytic benefit. An active, supported catalyst system then can be collected by filtration.

An alternative, and presently preferred, method to produce a supported catalyst system is to combine one or more solid, inventive chromium pyrrolide compounds with an unsaturated hydrocarbon solvent, as disclosed earlier, such as, for example, toluene and/or ethylene, and an activating compound, as disclosed earlier, such as a metal alkyl and/or a Lewis acid, such as, for example, triethylaluminum. This mixture can be stirred for any time sufficient to dissolve the chromium pyrrolide compound, at any pressure or temperature. Usually, times of about one minute to about one week, preferably about one hour to about 24 hours, and most preferably within the range of about three hours to about 12 hours are used. For ease of operation, ambient temperatures and pressures are used. Usually, a brown solution will result.

After the solution is sufficiently mixed, a support is added to the solution and stirred to thoroughly contact the solution and support. The quantity of support added is any amount sufficient to support the chromium pyrrolide compound. Generally, the amount of support necessary is the same as that disclosed in the previous exemplary process. Any suitable pressure and temperature can be used, although ambient temperature and pressure are preferred for ease of use. Usually, the mixing and/or contacting time is within the range of about 30 minutes to about one week, preferably from about 3 hours to about 48 hours. Most preferably, the mixing and/or contacting time is within the range of about 5 hours to about 24 hours, to maximize efficiency and result in a thoroughly contacted support. Alternatively, the support can be added concurrently with an inventive chromium compound, a aluminum alkyl and an unsaturated hydrocarbon.

The solution then can be filtered to recover a solid catalytic product. The catalytic product, as with the reactants and reactions, is preferably kept under a dry, inert atmosphere to maintain chemical stability.

If an inventive chromium compound, such as, for example, a chromium pyrrolide, is recovered, i.e., isolated, it can be used as an unsupported trimerization, oligomerization and/or polymerization catalyst. Olefins can be trimerized, oligomerized and/or polymerized in a presence of one or more of these inventive chromium compounds, an unsaturated hydrocarbon and an activating compound, such as, for example a Lewis acid and/or a metal alkyl.

In accordance with a second embodiment of the invention, a catalyst system can be prepared by forming a reaction mixture comprising a chromium source, a pyrrole-containing compound, a metal alkyl and an unsaturated hydrocarbon compound. These catalyst systems can further comprise a catalyst support. A chromium pyrrolide can be used as both a chromium source and a pyrrole-containing compound.

The chromium source, similar to the earlier discussed chromium salt, can be one or more organic or inorganic chromium compounds, wherein the chromium oxidation state is from 0 to 6. As used in this disclosure, chromium metal is included in this definition of a chromium salt. Generally, the chromium source will have a formula of CrX_n , wherein X can be the same or different and can be any organic or inorganic radical, and n is an integer from 1 to 6. Exemplary organic radicals can have from about 1 to about 20 carbon atoms per radical, and are selected from the group consisting of alkyl, alkoxy, ester, ketone, and/or amido radicals. The organic radicals can be straight-chained or branched, cyclic or acyclic, aromatic or aliphatic, can be made of mixed aliphatic, aromatic, and/or cycloaliphatic groups. Exemplary inorganic radicals include, but are not limited to halides, sulfates, and/or oxides.

Preferably, the chromium source is a chromium(II)- and/or chromium(III)-containing compound which can yield a catalyst system with improved trimerization activity. Most preferably, the chromium source is a chromium(III) compound because of ease of use, availability, and enhanced catalyst system activity. Exemplary chromium(III) compounds include, but are not limited to, chromium carboxylates, chromium naphthenates, chromium halides, chromium pyrrolides, and/or chromium dionates. Specific exemplary chromium(III) compounds include, but are not limited to, chromium(III) 2,2,6,6-tetramethylheptanedionate [$\text{Cr}(\text{T-MHD})_3$], chromium(III) 2-ethylhexanoate [$\text{Cr}(\text{EH})_3$], chromium(III) naphthenate [$\text{Cr}(\text{Np})_3$], chromium(III) chloride, chromium(III) tris(2-ethylhexanoate), chromic bromide, chromic chloride, chromic fluoride, chromium(III) oxy-2-ethylhexanoate, chromium(III) dichloroethylhexanoate, chromium(III) acetylacetonate, chromium(III) acetate, chromium(III) butyrate, chromium(III) neopentanoate, chromium(III) laurate, chromium(III) stearate, chromium(III) pyrrolide(s), and/or chromium(III) oxalate.

Specific exemplary chromium(II) compounds include, but are not limited to, chromous fluoride, chromous chloride, chromous bromide, chromous iodide chromium(II) bis(2-ethylhexanoate), chromium(II) acetate, chromium(II) butyrate, chromium(II) neopentanoate, chromium(II) laurate, chromium(II) stearate, chromium(II) pyrrolides, and/or chromium(II) oxalate.

The pyrrole-containing compound can be any pyrrole-containing compound that will react with a chromium salt to form a chromium pyrrolide complex. As used in this disclosure, the term "pyrrole-containing compound" refers to hydrogen pyrrolide, i.e., pyrrole ($\text{C}_4\text{H}_5\text{N}$), derivatives of hydrogen pyrrolide, as well as metal pyrrolide complexes. A "pyrrolide", as discussed earlier is defined as a compound comprising a 5-membered, nitrogen-containing heterocycle, such as, for example, pyrrole, derivatives of pyrrole, and mixtures thereof. Broadly, the pyrrole-containing compound can be pyrrole and/or any heteroleptic or homoleptic metal complex or salt, containing a pyrrolide radical, or ligand. The pyrrole-containing compound can be either affirmatively added to the reaction, or generated in-situ. Generally, the pyrrole-containing compound will have from about 1 to about 20 carbon atoms per molecule. Exemplary pyrrolides are selected from the group consisting of hydrogen pyrrolide (pyrrole), derivatives of pyrrole, substituted pyrrolides, lithium pyrrolide, sodium pyrrolide, potassium pyrrolide, cesium pyrrolide, and/or the salts of substituted pyrrolides, because of high reactivity and activity with the other reactants. Examples of substituted pyrrolides include, but are not limited to pyrrole-2-carboxylic acid, 2-acetylpyrrole, pyrrole-2-carboxaldehyde, tetrahydroindole, 2,5-dimethylpyr-

role, 2,4-dimethyl-3-ethylpyrrole, 3-acetyl-2,4-dimethylpyrrole, ethyl-2,4-dimethyl-5-(ethoxycarbonyl)-3-pyrrole-propionate, ethyl-3,5-dimethyl-2-pyrrole-carboxylate. When the pyrrole-containing compound contains chromium, the resultant chromium compound can be called a chromium pyrrolide.

The most preferred pyrrole-containing compounds used in a trimerization catalyst system are selected from the group consisting of hydrogen pyrrolide, i.e., pyrrole ($\text{C}_4\text{H}_5\text{N}$) and/or 2,5-dimethyl pyrrole. While all pyrrole-containing compounds can produce catalysts with high activity and productivity, use of pyrrole and/or 2,5-dimethylpyrrole can produce a catalyst system with enhanced activity and selectivity to a desired trimerized product, such as, for example, the trimerization of ethylene to 1-hexene, as well as decreased polymer production.

The metal alkyl, also referred to earlier as an activating compound, can be any heteroleptic or homoleptic metal alkyl compound. One or more metal alkyls can be used. The ligand(s) on the metal can be aliphatic and/or aromatic. Preferably, the ligand(s) are any saturated or unsaturated aliphatic radical. The metal alkyl can have any number of carbon atoms. However, due to commercial availability and ease of use, the metal alkyl will usually comprise less than about 70 carbon atoms per metal alkyl molecule and preferably less than about 20 carbon atoms per molecule. Preferred metal alkyls include, but are not limited to, alkylaluminum compounds, alkylboron compounds, alkylmagnesium compounds, alkylzinc compounds and/or alkyl-lithium compounds. Exemplary metal alkyls include, but are not limited to, n-butyllithium, s-butyllithium, t-butyllithium, diethylmagnesium, diethylzinc, triethylaluminum, trimethylaluminum, triisobutylaluminum, and mixtures thereof.

Most preferably, activating compounds are selected from the group consisting of non-hydrolyzed, i.e., not pre-contacted with water, alkylaluminum compounds, derivatives of alkylaluminum compounds, halogenated alkylaluminum compounds, and mixtures thereof for improved product selectivity, as well as improved catalyst system reactivity, activity, and/or productivity. Exemplary compounds include, but are not limited to, triethylaluminum, tripropylaluminum, tributylaluminum, diethylaluminum chloride, diethylaluminum bromide, diethylaluminum ethoxide, ethylaluminum sesquichloride, and mixtures thereof for best catalyst system activity and product selectivity. The most preferred alkylaluminum compound is triethylaluminum, for best results in catalyst system activity and product selectivity, as well as commercial availability.

When a trimerization catalyst system is the desired product, the activating compound must be at least one non-hydrolyzed alkylaluminum compound, expressed by the general formulae AlR_3 , AlR_2X , AlRX_2 , AlR_2OR , AlRXOR , and/or $\text{Al}_2\text{R}_3\text{X}_3$, wherein R is an alkyl group and X is a halogen atom. Exemplary compounds include, but are not limited to, triethylaluminum, tripropylaluminum, tributylaluminum, diethylaluminumchloride, diethylaluminumbromide, diethylaluminummethoxide, diethylaluminum phenoxide, ethylaluminummethoxy-chloride and/or ethylaluminum sesquichloride. Preferably, the activating compound for a trimerization catalyst system is a trialkylaluminum compound, AlR_3 , for reasons given above. The most preferred trialkylaluminum compound is triethylaluminum, for reasons given above.

Formation of stable and active catalyst systems can take place in the presence of a unsaturated hydrocarbon. As discussed in the previous embodiment, an unsaturated

hydrocarbon can be present either during the initial contacting of a chromium source, a pyrrole-containing compound and a metal alkyl, or can be introduced directly into a trimerization, oligomerization and/or polymerization reactor. Furthermore, one or more of the olefin reactants can be considered the unsaturated hydrocarbon.

Any unsaturated aromatic or aliphatic hydrocarbon can be used. Preferably, an unsaturated hydrocarbon initially is present in the reaction mixture and most preferably, an aromatic hydrocarbon and/or ethylene initially is present to produce a highly active catalyst in terms of activity and selectivity, as well as a stable catalyst system. The unsaturated hydrocarbon can have any number of carbon atoms per molecule. Usually, the unsaturated hydrocarbon will comprise less than about 70 carbon atoms per molecule, preferably less than about 20 carbon atoms per molecule, due to commercial availability and ease of use.

The unsaturated hydrocarbon can be a gas, liquid, or solid. Preferably, to effect thorough contacting and mixing of the chromium salt, pyrrole-containing compound, and metal alkyl, the unsaturated hydrocarbon will be in a liquid and/or dissolved state. Exemplary unsaturated aliphatic hydrocarbons include, but are not limited to, ethylene, 1-hexene, 1,3-butadiene, and mixtures thereof. The most preferred unsaturated aliphatic hydrocarbon is ethylene, since ethylene can be a reactant during trimerization, oligomerization, and/or polymerization. Exemplary unsaturated aromatic hydrocarbons include, but are not limited to, toluene, benzene, xylene, mesitylene, hexamethylbenzene, and mixtures thereof. Unsaturated hydrocarbons are preferred in order to improve catalyst system stability, as well as improve catalyst system activity. The most preferred unsaturated aromatic hydrocarbon is toluene, for best resultant catalyst system stability and activity.

If an unsaturated aromatic hydrocarbon is added prior to introduction of the chromium compound(s) to a trimerization, oligomerization and/or polymerization reactor, removal of, or stripping, the unsaturated aromatic hydrocarbon prior to introduction of the chromium compound(s) into a reactor can improve catalyst system activity and/or product selectivity. Removal of the unsaturated aromatic hydrocarbon can be done in any manner known in the art, such as, for example, flashing or evaporation. The resultant product is a concentrated, or saturated, solution of an inventive catalyst system.

When the unsaturated aromatic hydrocarbon is removed prior to introduction to a reactor, the concentrated, or saturated, solution of an inventive catalyst system can be dissolved in a solvent compatible with the trimerization, oligomerization and/or polymerization process to improve ease of handling the inventive catalyst system. Generally, the solvent is the same as the reactor diluent. Preferred solvents include, but are not limited to cyclohexane, isobutane, hexane, pentane, and mixtures thereof.

The reaction, optionally, also can take place in the presence of a halide source. The presence of a halide source in the reaction mixture can increase catalyst system activity and productivity, as well as increase product selectivity. Exemplary halides include, but are not limited to fluoride, chloride, bromide, and/or iodide. Due to ease of use and availability, chloride is the preferred halide. Based on improved activity, productivity, and/or selectivity, bromide is the most preferred halide.

The halide source can be any compound containing a halogen. Exemplary compounds include, but are not limited to compounds with a general formula of R_mX_n , wherein R

can be any organic and/or inorganic radical, X can be a halide, selected from the group consisting of fluoride, chloride, bromide, and/or iodide, and $m+n$ can be any number greater than 0. If R is an organic radical, preferably R has from about 1 to about 70 carbon atoms per radical, most preferably from 1 to 20 carbon atoms per radical, for best compatibility and catalyst system activity. If R is an inorganic radical, preferably R is selected from the group consisting of aluminum, silicon, germanium, hydrogen, boron, lithium, tin, gallium, indium, lead, and mixtures thereof. Specific exemplary compounds include, but are not limited to, methylene chloride, chloroform, benzylchloride, silicon tetrachloride, tin (II) chloride, tin (IV) chloride, germanium tetrachloride, boron trichloride, aluminum tribromide, aluminum trichloride, 1,4-di-bromobutane, and/or 1-bromobutane.

Furthermore, the chromium source, the metal alkyl and/or unsaturated hydrocarbon can contain and provide a halide to the reaction mixture. Preferably, the halide source is an alkylaluminum halide and is used in conjunction with alkylaluminum compounds due to ease of use and compatibility, as well as improved catalyst system activity and product selectivity. Exemplary alkylaluminum halides include, but are not limited to, diisobutylaluminum chloride, diethylaluminum chloride, ethylaluminum sesquichloride, ethylaluminum dichloride, diethylaluminum bromide, diethylaluminum iodide, and mixtures thereof.

When a trimerization catalyst system is the desired product, preferably, the reaction mixture comprises a halide source. Furthermore, most preferably, the halide source is selected from the group consisting of tin (IV) halides, germanium halides, and mixtures thereof. The halide source, most preferably, is combined with the chromium source and pyrrole-containing compound prior to addition of a metal alkyl, i.e., the chromium source and pyrrole-containing compound are pre-treated with a halide source, to increase catalyst system productivity.

The amount of each reactant used to prepare a trimerization catalyst system can be any amount sufficient that, when combined with one or more olefins, trimerization, as defined in this disclosure, occurs. Usually, to prepare a trimerization catalyst system, about one mole of chromium, as the element chromium (Cr), can be combined with about 1 to about 50 moles of pyrrole-containing compound and about 1 to about 75 moles of aluminum, as the element, in an excess of unsaturated hydrocarbon. If an optional halide source is present, usually about 1 to about 75 moles of halide, as the element, are present. Preferably, about 1 mole of chromium, calculated as the element chromium (Cr), can be combined with about 1 to about 15 moles of pyrrole-containing compound and about 5 to about 40 moles of aluminum, calculated as the element aluminum (Al), in an excess of unsaturated hydrocarbon. If an optional halide source is present, preferably about 1 to about 30 moles of halide, calculated as elemental halide (X), are present. Most preferably, about one mole of chromium, as the element (Cr), is combined with two to four moles of pyrrole-containing compound and 10 to 20 moles of aluminum, as the element (Al), in an excess of unsaturated hydrocarbon. If an optional halide source is present, most preferably 2 to 15 moles of halide, as an element (X), are present.

An excess of pyrrole-containing compound does not appear to improve, catalyst system activity, productivity, and/or selectivity. An unsaturated hydrocarbon can improve catalyst system stability, activity, and/or selectivity. An excess of the unsaturated hydrocarbon can harm catalyst system selectivity and/or activity. Too much alkylaluminum

can decrease catalyst system activity and product selectivity. Too little alkylaluminum can result in incomplete formation of a catalyst system, which in turn, can result in low catalyst system activity and increase formation of undesired polymeric by-products. An excess of an optional halide source can deactivate a catalyst system, and therefore can result in decreased catalyst system activity. As stated earlier, presence of a halide source can increase catalyst system activity and product selectivity.

The reactants can be combined in any manner under conditions suitable to form an effective catalyst system. While the reactants can be combined in any manner, preferably the pyrrole-containing compound is present in the reaction mixture prior to the introduction of the metal alkyl. If this order of addition is followed, a better catalyst system, in terms of product selectivity and catalyst system activity and productivity, can be produced.

The reaction preferably occurs in the absence of oxygen, which can deactivate the catalyst, and under anhydrous conditions, i.e., in the initial absence of water. Therefore a dry, inert atmosphere, such as, for example, nitrogen and/or argon is most preferred. Additionally, the metal alkyl is a non-hydrolyzed metal alkyl.

The reaction pressure can be any pressure which does not adversely effect the reaction. Generally, pressures within the range of from about atmospheric pressure to about three atmospheres are acceptable. For ease of operation atmospheric pressure is generally employed.

The reaction temperature can be any temperature. In order to effectuate a more efficient reaction, temperatures which maintain the reaction mixture in a liquid state, for reasons given above, are preferred.

The reaction time can be any amount of time necessary for the reaction to occur. The reaction can be considered a dissolution process; any amount of time which can dissolve substantially all reactants is sufficient. Depending on the reactants, as well as the reaction temperature and pressure, reaction time can vary. Usually, times of less than about 1 day can be sufficient. Usually, reaction time is less than about 60 minutes. Under optimum conditions, the reaction time can be within the range of from about 1 second to about 15 minutes. Longer times usually provide no additional benefit and shorter times may not allow sufficient time for complete reaction.

A heterogeneous, i.e., supported, catalyst system can be prepared in accordance with the second embodiment of the invention in-situ in the reactor by adding solid support directly to the reactor. As stated earlier, exemplary catalyst supports include, but are not limited to, zeolites, inorganic oxides, either alone or in combination, phosphated inorganic oxides, and mixtures thereof. Particularly preferred are supports selected from the group consisting of silica, silica-alumina, alumina, fluorided alumina, silted alumina, thoria, aluminophosphate, aluminum phosphate, phosphated silica, phosphated alumina, silica-titania, coprecipitated silica/titania, fluorided/silted alumina, and mixtures, thereof, being presently preferred, as well as any one or more of these supports which can contain chromium. The presently most preferred catalyst support, because of the greatest trimerization activity, is aluminophosphate, as disclosed in U.S. Pat. No. 4,364,855 (1982), herein incorporated by reference. In-situ preparation of a heterogeneous catalyst system, used in a trimerization or oligomerization process, can decrease undesirable formation of polymer.

Heterogeneous trimerization, oligomerization, and/or polymerization catalyst systems can also be prepared in

accordance with the second embodiment of the invention by forming a reaction mixture comprising a chromium source, a pyrrole-containing compound, a metal alkyl, an unsaturated hydrocarbon, and an inorganic oxide, as disclosed earlier. Optionally, as disclosed earlier, a halide source can be added. Reaction stoichiometries and reaction conditions are the same as those disclosed for the second embodiment of the invention.

Any excess of chromium source, in relation to the inorganic oxide catalyst support, is sufficient. However, usually, less than about 5 grams of chromium pyrrolide compound per gram of catalyst support is sufficient. Preferably, about 0.001 to about 0.01 to 0.5 gram of chromium pyrrolide compound, or chromium source, per gram of support is used for best support loading and most efficient use of the reagents. The amount of chromium pyrrolide, or chromium source, compound per gram of support can be expressed in different, yet equivalent terms, such as, for example, moles of chromium per gram of support. Usually, less than about 8.6×10^{-3} moles of chromium per gram of support is sufficient. Preferably, about 1.7×10^{-6} to about 1.7×10^{-5} to 8.6×10^{-4} moles of chromium per gram of support are used, for reasons given above.

The resultant heterogeneous catalyst system can be collected by filtration, to recover a solid catalyst system product. The solid catalyst system is preferably kept under a dry, inert atmosphere to maintain chemical stability and reactivity.

Reactants

Reactants applicable for use in polymerization with the catalyst systems and processes of this invention are olefinic compounds which can polymerize, i.e., react the same or with other olefinic compounds. Catalyst systems of the invention can be used to polymerize at least one linear or branched mono-1-olefin having about 2 to about 8 carbon atoms. Exemplary compounds include, but are not limited to, ethylene, propylene, 1-butene, 1-pentene, 1-hexene, 1-octene, and mixtures thereof.

Reactants applicable for use in oligomerization processes with catalyst systems and processes of this invention are olefin compounds having from about 2 to about 30 carbon atoms per molecule and having at least one olefinic double bond. Exemplary mono-olefin compounds include, but are not limited to acyclic and cyclic olefins such as, for example, ethylene, propylene, 1-butene, 2-butene, isobutylene, 1-pentene, 2-pentene, 1-hexene, 2-hexene, 3-hexene, 1-heptene, 2-heptene, 3-heptene, the four normal octenes, the four normal nonenes, and mixtures of any two or more thereof. Exemplary diolefin compounds include, but are not limited to, 1,3-butadiene, isoprene 1,4-pentadiene, and 1,5-hexadiene. If branched and/or cyclic olefins are used as reactants, while not wishing to be bound by theory, it is believed that steric hindrance could hinder the trimerization process. Therefore, the branched and/or cyclic portion(s) of the olefin preferably should be distant from the carbon-carbon double bond.

Trimerization, as used in this disclosure is defined as the combination of any two, three, or more olefins, wherein the number of olefin, i.e., double, bonds is reduced by two. Reactants applicable for use in the trimerization process of this invention are olefinic compounds which can a) self-react, i.e., trimerize, to give useful products such as, for example, the self reaction of ethylene can give one hexene and the self-reaction of 1,3-butadiene can give 1,5-cyclooc-

tadiene; and/or b) olefinic compounds which can react with other olefinic compounds, i.e., co-trimerize, to give useful products such as, for example, co-trimerization of ethylene plus hexene can give one decene and/or 1-tetradecene, co-trimerization of ethylene and 1-butene gives one octene, co-trimerization of 1-decene and ethylene can give 1-tetradecene and/or 1-docosene, or co-trimerization of 1,3-butadiene and 1,5-hexadiene can give 1,5-cyclo-decadiene. For example, the number of olefin bonds in the combination of three ethylene units is reduced by two, to one olefin bond, in 1-hexene. In another example, the number of olefin bonds in the combination of two 1,3-butadiene units, is reduced by two, to two olefin bonds in 1,5-cyclooctadiene. As used herein, the term "trimerization" is ended to include dimerization of diolefins, as well as "co-trimerization", both as defined above.

Suitable trimerizable olefin compounds are those compounds having from about 2 to 30 carbon atoms per molecule and having at least one olefinic double bond. Exemplary mono-olefin compounds include, but are not limited to acyclic and cyclic olefins such as, for example, ethylene, propylene, 1-butene, 2-butene, isobutylene, 1-pentene, 2-pentene, 1-hexene, 2-hexene, 3-hexene, 1-heptene, 2-heptene, 3-heptene, the four normal octenes, the four normal nonenes, and mixtures of any two or more thereof. Exemplary diolefin compounds include, but are not limited to, 1,3-butadiene, 1,4-pentadiene, and 1,5-hexadiene. If branched and/or cyclic olefins are used as reactants, while not wishing to be bound by theory, it is believed that steric hindrance could hinder the trimerization process. Therefore, the branched and/or cyclic portion(s) of the olefin preferably should be distant from the carbon-carbon double bond.

Catalyst systems produced in accordance with this invention preferably are employed as trimerization catalyst systems.

Reaction Conditions

The reaction products, i.e., trimers and/or polymers, can be prepared from the catalyst systems of this invention by solution reactions, slurry reactions, and/or gas phased reaction techniques using conventional equipment and contacting processes. Contacting of the monomer or monomers with the catalyst system can be effected by any manner known in the art of solid catalyst. One convenient method is to suspend the catalyst system in an organic medium and to agitate the mixture to maintain the catalyst system in suspension throughout the trimerization, oligomerization and/or polymerization process. Other known contacting methods such as fluidized bed, gravitating bed, and fixed bed can also be employed.

Reaction temperatures and pressures can be any temperature and pressure which can trimerize, oligomerize, and/or polymerize the olefin reactants. Generally, reaction temperatures are within a range of about 0° to about 250° C. Preferably, reaction temperatures within a range of about 60° to about 200° C. and most preferably, within a range of 80° to 150° C. are employed. Generally, reaction pressures are within a range of about atmospheric to about 2500 psig. Preferably, reaction pressures within a range of about atmospheric to about 1000 psig and most preferably, within a range of 300 to 700 psig are employed.

Too low of a reaction temperature can produce too much undesirable insoluble product and too high of a temperature can cause decomposition of the catalyst system and reaction products. Too low of a reaction pressure can result in low

catalyst system activity. Too high of a pressure can cause production of too much undesirable insoluble product.

Optionally, hydrogen can be added to the reactor to accelerate the reaction and/or increase catalyst system activity.

The catalyst systems of this invention are particularly suitable for use in trimerization and/or oligomerizations. The slurry process is generally carried out in an inert diluent (medium), such as a paraffin, cycloparaffin, or aromatic hydrocarbon. Exemplary reactor diluents include, but are not limited to, isobutane and cyclohexane. Isobutane can decrease the swelling of the polymer product. However, a homogeneous trimerization/oligomerization cocatalyst system is more soluble in cyclohexane. Therefore, a preferred diluent for a homogeneous trimerization or oligomerization process is cyclohexane and a preferred diluent for a heterogeneous trimerization or oligomerization process is isobutane. When the reactant is predominately ethylene, a temperature in the range of about 0° to about 300° C. generally can be used. Preferably, when the reactant is predominately ethylene, a temperature in the range of about 60° to about 150° C. is employed.

Products

The olefinic and/or polymeric products of this invention have established utility in a wide variety of application such as, for example, as monomers for use in the preparation of homopolymers, copolymers, and/or terpolymers. The polymeric products of this invention have established utility in a wide variety of application such as for example, polyethylene.

The further understanding of the present invention and its advantages will be provided by reference to the following examples.

EXAMPLES

Various, equivalent abbreviations are used throughout the disclosure and examples. Some of these include triethylaluminum as TEA, $\text{Al}(\text{C}_2\text{H}_5)_3$; diethylaluminum chloride as DEAC, $(\text{Al}(\text{C}_2\text{H}_5)_2\text{Cl})$; chromium (III) 2-ethylhexanoate as $\text{Cr}(\text{EH})_3$, CrEH, CrEH_3 ; hydrogen pyrrolide as pyrrole, Py, PyH, $(\text{C}_4\text{H}_5\text{N})$; chromium (III) acetylacetonate as $\text{Cr}(\text{acac})_3$; Cracac₃; Cracac, $\text{Cr}(\text{C}_5\text{H}_7\text{O}_2)_3$; chromium (III) pyrrolide as CrPy_3 , $[\text{Na}(\text{C}_4\text{H}_9\text{O}_2)_2]$ $[\text{Cr}(\text{C}_4\text{H}_4\text{N})_3\text{Cl}(\text{C}_4\text{H}_9\text{O}_2)]$, $[\text{Na}(\text{DME})_2]$ $[\text{Cr}(\text{C}_4\text{H}_4\text{N})_3\text{Cl}(\text{DME})]$, $[\text{Na}(\text{DME})_2]$ $[\text{Cr}(\text{Py})_3\text{Cl}(\text{DME})]$, Product V, Compound V; chromium (III) chloride tris-tetrahydrofuran as $\text{CrCl}_3\text{THF}_3$, $\text{CrCl}_3(\text{THF})_3$; 2,5-dimethylpyrrole as, hydrogen 2,5-dimethylpyrrolide, $\text{C}_6\text{H}_9\text{N}$, 2,5-DMP; butene as $\text{C}_4=$; 1-hexene as $1-\text{C}_6=$; hexene as $\text{C}_6=$; octene as $\text{C}_8=$; decene as $\text{C}_{10}=$; dodecene as $\text{C}_{12}=$; tetradecene as $\text{C}_{14}=$.

Preparation of Chromium-Containing Compounds

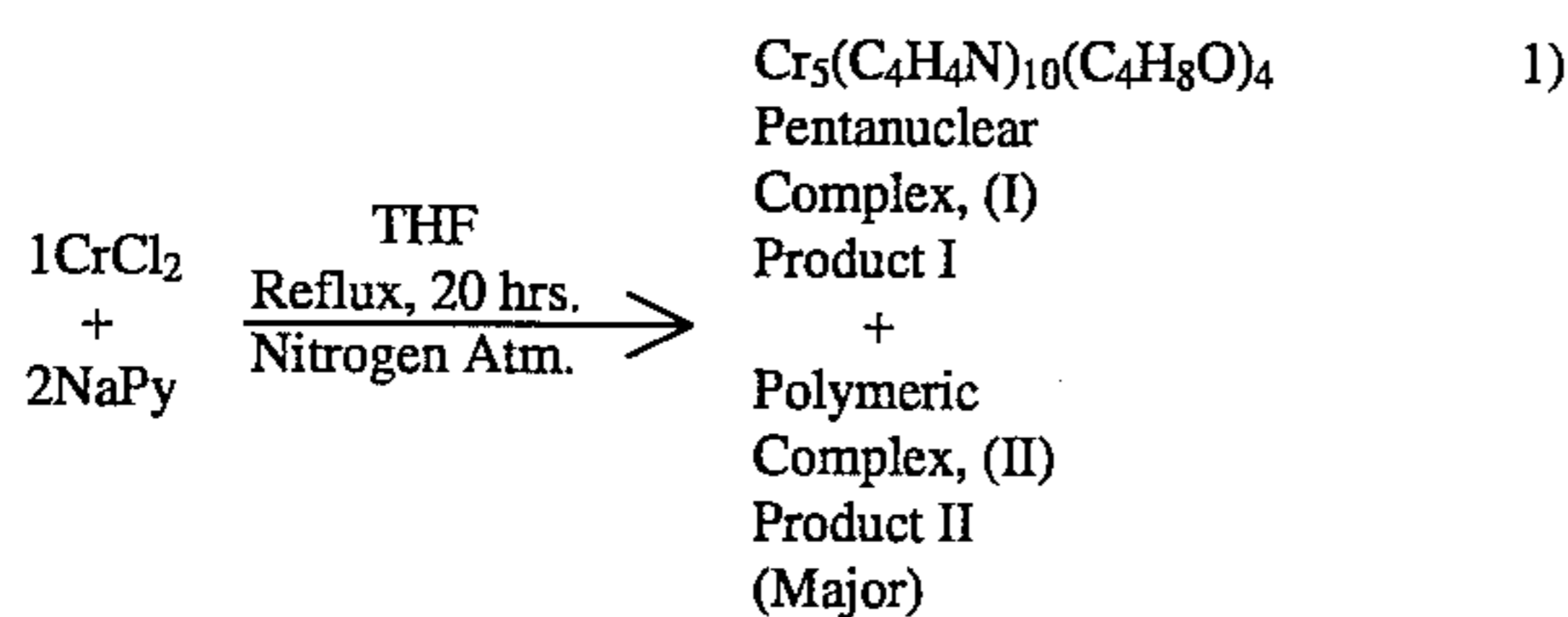
Manipulations of all reactants were carried out either in a dry box employing nitrogen, or in airless glassware employing vacuum or nitrogen. Tetrahydrofuran (THF), toluene, benzene, diethylbenzene (Aldrich, 97% mixture of 1,2-, 1,3-, 1,4- isomers) and pentane were purified by distillation over sodium-benzophenone ketyl under nitrogen, then degassed via a nitrogen purge. Dimethoxyethane (DME) (Aldrich, anhydrous) was degassed via nitrogen purge and used without further purification. Pyrrole (Aldrich, 98%) was vacuum distilled over sodium, then degassed via nitrogen purge. 2,5-Dimethylpyrrole was dried with calcium

sulfate and vacuum distilled. Sodium 2,5-dimethylpyrrolide ($\text{NaC}_6\text{H}_8\text{N}$) was prepared by reacting 2,5-dimethylpyrrole with an excess of sodium (40% by weight dispersion in mineral spirits) in refluxing tetrahydrofuran under nitrogen. Sodium pyrrolide was prepared by reacting pyrrole with an equivalent molar amount (1:1) of NaH (Aldrich, 60% by weight in mineral oil) or sodium (40% dispersion by weight in mineral spirits) in dimethoxyethane or tetrahydrofuran (THF) at ambient temperature under nitrogen. Triethylaluminum (TEA) (Aldrich 1.0M, hexanes and 1.9M toluene) was used as received. Ketjen Grade B alumina (Al_2O_3) and Davison 952 silica (SiO_2) were the commercial materials used as supports for catalyst preparations. Fluorided-alumina ($\text{F}/\text{Al}_2\text{O}_3$, 15 wt % F) was prepared by the addition of a solution of NH_4HF_2 in ethanol to Ketjen Grade B alumina. Phosphated silica (P/SiO_2 , P/Si molar ratio=0.1) was prepared by the addition of a 10% H_3PO_4 /methanol solution to Davison 952 silica. The aluminophosphate (AlPO_4) used in the following experiments was made as described in McDaniel et al, U.S. Pat. No. 4,364,855 (1982). The supports were activated by placing up to 25 g into a fritted quartz tube, fluidizing with air and calcining at 700°C ., except for P/SiO₂ at 350°C ., for 3 hours. The air stream was switched to nitrogen until the support cooled to ambient temperature.

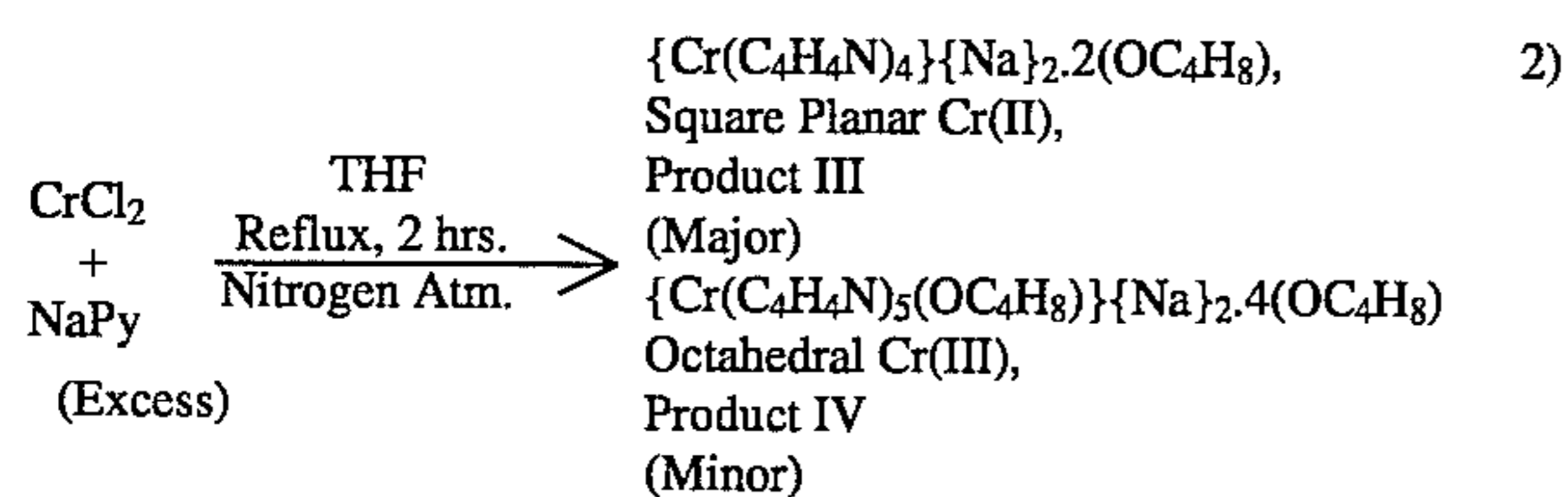
Chromium pyrrolide complexes were typically prepared from anhydrous chromium (II or III) chloride and sodium pyrrolide as follows:

A typical synthetic procedure useful to prepare chromium pyrrolide complexes was that of reacting the chromium chlorides with sodium pyrrolide ($\text{NaC}_4\text{H}_4\text{N}$, also referred to as NaPy) in refluxing tetrahydrofuran (THF). A molar reactant stoichiometry of 1CrCl_2 and 2NaPy resulted in the isolation of a polymeric material, Product II, as the major product and a pentanuclear complex, Product I, ($\text{Cr}_5(\text{NC}_4\text{H}_4)_4(\text{OC}_4\text{H}_8)_4$), as the minor product, see Equation 1. Using molar excess of NaPy resulted in the isolation of the dianionic square planar complex $\{\text{Cr}(\text{NC}_4\text{H}_4)_4\}\{\text{Na}\}_2.2\text{OC}_4\text{H}_8$, Product III, and the octahedral complex $\{\text{Cr}(\text{C}_4\text{H}_4\text{N})_5(\text{OC}_4\text{H}_8)\}\{\text{Na}\}_2.4\text{OC}_4\text{H}_8$, Product IV, see Equation 2. Each of the products was isolated through precipitation (Product II) or crystallization (Products I, III, IV) from THF solutions by the addition of pentane.

Equation 1



Equation 2



EXAMPLE I

To prepare the pentanuclear complex, Product I, ($\text{Cr}_5(\text{NC}_4\text{H}_4)_{10}(\text{OC}_4\text{H}_8)_4$), and the polymeric material,

Product II, chromous chloride (2.0 g/16.27 mmole) was combined with sodium pyrrolide (33.68 mmole) in tetrahydrofuran and refluxed 20 hours. The reaction mixture was filtered (medium porosity frit) and the filtrate was used for fractional crystallization of both ($\text{Cr}_5(\text{NC}_4\text{H}_4)_{10}(\text{OC}_4\text{H}_8)_4$), Product I, and the polymeric material, Product II, through the addition of pentane. The polymeric material crystallized as a blue solid followed by ($\text{Cr}_5(\text{NC}_4\text{H}_4)_{10}(\text{OC}_4\text{H}_8)_4$) as opaque dark blue/purple crystals.

Analysis calculated for $\text{C}_{56}\text{H}_{72}\text{N}_{10}\text{O}_4\text{Cr}_5$; Product I: C, 55.62; H, 6.00; N, 11.58%, by weight. Found: C, 55.46; H, 6.32; N, 11.15%, by weight. Analysis found for Product II: Cr, 11.5; C, 59.75; H, 7.61; N, 9.17%, by weight, but variable upon precipitation conditions. An x-ray crystal structure of Product I showed a pentanuclear complex incorporating bridging amido-pyrrolyl, terminal amido-pyrrolyl, and tetrahydrofuran ligands (FIGS. 1 and 2).

EXAMPLE II

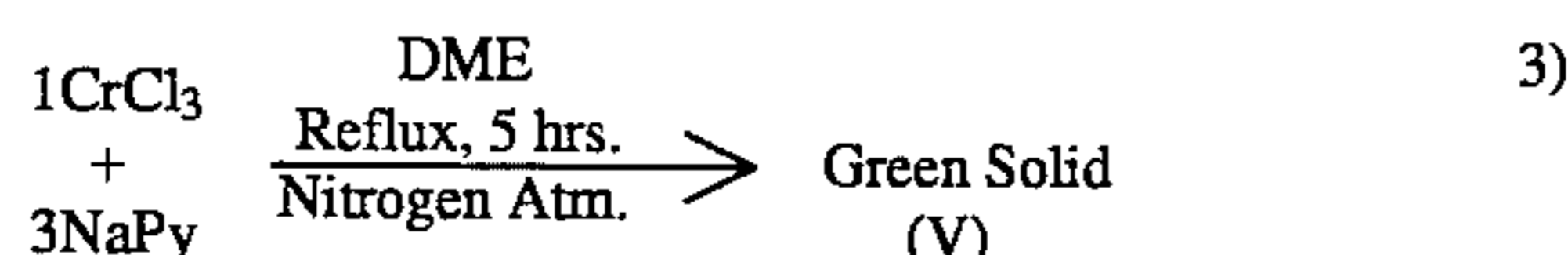
To prepare $\{\text{Cr}(\text{NC}_4\text{H}_4)_4\}\{\text{Na}\}_2.2(\text{OC}_4\text{H}_8)$, Product III, and $\{\text{Cr}(\text{C}_4\text{H}_4\text{N})_5(\text{OC}_4\text{H}_8)\}\{\text{Na}\}_2.4\text{OC}_4\text{H}_8$, Product IV, chromous chloride (3.0 g/24.4 mmole) was combined with sodium pyrrolide (100.9 mmole) in tetrahydrofuran and refluxed 2 hours, see Equation 2. The reaction mixture was filtered (medium porosity frit) and the filtrate was used for fractional crystallization of both $\{\text{Cr}(\text{NC}_4\text{H}_4)_4\}\{\text{Na}\}_2.2(\text{OC}_4\text{H}_8)$, Product III, and $\{\text{Cr}(\text{C}_4\text{H}_4\text{N})_5(\text{OC}_4\text{H}_8)\}\{\text{Na}\}_2.4(\text{OC}_4\text{H}_8)$, Product IV, through the addition of pentane. Product III crystallized as translucent organ/red crystals followed by Product IV as translucent purple crystals. While not wishing to be bound by theory, the formation of Product IV is believed to result from the presence of chromic chloride in the chromous chloride reagent (Alfa, chromium (II) chloride, anhydrous, contains 5–10% by weight CrCl_3) used in the preparation.

Analysis calculated for $\text{C}_{24}\text{H}_{32}\text{N}_4\text{O}_2\text{CrNa}_2$, Product III: C, 56.94; H, 6.32; N, 11.07% by weight. Found: C, 57.04; H, 6.30; N, 10.92%, by weight. Analysis calculated for $\text{C}_{40}\text{H}_{60}\text{N}_5\text{O}_5\text{CrNa}_2$, Product IV, C, 60.90; H, 7.67; N, 8.88% by weight. Found: C, 60.81; H, 7.74; N, 9.44%, by weight. An x-ray crystal structure of Product III showed a square planar complex incorporating terminal amido-pyrrolyl ligands (FIG. 4). An x-ray crystal structure of Product IV showed an octahedral complex incorporating terminal amido-pyrrolyl and a tetrahydrofuran ligand (FIGS. 5 and 6).

EXAMPLE III

The reaction product obtained from sodium pyrrolide and CrCl_3 was the most preferred in the preparation of an active catalyst. Pyrrole (7.0 ml/100.9 mmole) was mixed with NaH (4.2 g of 60%, about 105 mmole) in dimethoxyethane at ambient temperature until bubbling ceased. Chromic chloride (5.33 g/33.7 mmole) was added to the solution at ambient temperature. The reaction mixture was refluxed under nitrogen for five hours, see Equation 3. This resulted in a dark green solution. The solution was filtered (medium porosity frit) and stripped of solvent under vacuum and pumped dry under vacuum for 12 hours. The resultant chromium pyrrolide complex was a green solid, Product V. It was used in the preparation of an active catalyst without further purification.

Equation 3



EXAMPLE IV

All single crystal x-ray structure analyses were performed by Crystalytics Company, Lincoln, Nebr. Examples IV, V, VI, and IX contain the resultant analytical and subsequently computer-generated data.

A single crystal x-ray structure was obtained for $[\text{Cr}_5(\text{NC}_4\text{H}_4)_{10}(\text{OC}_4\text{H}_8)_4]$, Product I, and shown in FIGS. 1 and 2. The description of the single-crystal sample and mounting used for data collection are as follows:

Color: Dark blue

Shape: Rectangular parallelepiped

Dimensions: 0.20×0.48×0.80 mm

Crystal Mount: Crystal was sealed inside a thin-walled glass capillary with epoxy under N_2 .

Crystal Orientation: Crystal was oriented with its longest edge nearly parallel to the phi axis of the diffractometer.

Width at half-height from ω Scans: 0.38°

The space group and cell data are as follows:

Crystal System: Triclinic

Space Group and Number: P1-C_i (No. 2)

Number of Computer-Centered Reflections Used in the Least-Squares Refinement of the Cell Dimensions:

15 $2\theta > 25^\circ$ $\theta = 20 \pm 1^\circ$

Lattice Constants with esd's:

$a = 10.803(2) \text{ \AA}$ $\alpha = 85.59(2)^\circ$ $V = 1407.9(6) \text{ \AA}^3$

$b = 9.825(2) \text{ \AA}$ $\beta = 96.23(2)^\circ$ $Z = 1$

$c = 14.212(4) \text{ \AA}$ $\delta = 109.99(2)^\circ$ $\lambda = 0.71073 \text{ \AA}$

Molecular Weight: 1209.24 amu

Calculated Density: 1.427 g/cm^{-3}

Linear Absorption Coefficient: 0.96 mm^{-1}

Tables I-V list the resultant parameters used to generate the molecular structures shown in FIGS. 1 and 2.

TABLE I

Atomic Coordinates for Nonhydrogen Atoms in Crystalline $[\text{Cr}_5(\text{NC}_4\text{N}_4)_{10}(\text{OC}_4\text{N}_8)_4]^a$				
Atom	Fractional Coordinates			Equivalent Isotropic Thermal Parameter,
Type ^b	$10^4 x$	$10^4 y$	$10^4 z$	$B, \text{ \AA}^2 \times 10^c$
Cr_1	0 ^d	0 ^d	0 ^d	25(1)
Cr_2	636(1)	2281(1)	1500(1)	24(1)
Cr_3	-1179(1)	841(1)	3122(1)	28(1)
N_{1a}	-1155(3)	935(3)	715(2)	25(1)
C_{1a}	-2195(4)	64(4)	1231(3)	31(1)
C_{2a}	-3313(4)	390(5)	965(3)	41(1)
C_{3a}	-3014(4)	1486(5)	257(3)	43(1)
C_{4a}	-1728(4)	1791(4)	116(3)	34(1)
N_{1b}	1566(3)	1902(3)	331(2)	29(1)
C_{1b}	1753(4)	3095(4)	-308(3)	36(1)
C_{2b}	3035(5)	3751(5)	-432(3)	51(2)
C_{3b}	3736(4)	2986(5)	131(3)	51(2)
C_{4b}	2823(4)	1865(4)	587(3)	38(1)
N_{1c}	-320(3)	2997(3)	2480(2)	27(1)
C_{1c}	375(4)	3732(4)	3273(3)	34(1)
C_{2c}	29(5)	4919(4)	3383(3)	43(1)
C_{3c}	-908(5)	4967(4)	2631(3)	42(1)
C_{4c}	-1105(4)	3809(4)	2101(3)	32(1)

TABLE I-continued

Atomic Coordinates for Nonhydrogen Atoms in Crystalline $[\text{Cr}_5(\text{NC}_4\text{N}_4)_{10}(\text{OC}_4\text{N}_8)_4]^a$				
Atom	Fractional Coordinates			Equivalent Isotropic Thermal Parameter,
Type ^b	$10^4 x$	$10^4 y$	$10^4 z$	$B, \text{ \AA}^2 \times 10^c$
N_{1d}	443(3)	350(3)	2743(2)	28(1)
C_{1d}	1600(4)	715(4)	3289(3)	36(1)
C_{2d}	2321(4)	-133(5)	3102(3)	46(2)
C_{3d}	1567(5)	-1070(5)	2403(3)	46(2)
C_{4d}	422(4)	-763(4)	2203(3)	36(1)
N_{1e}	-1972(3)	-1122(3)	3801(2)	35(1)
C_{1e}	-1344(5)	-2107(4)	4069(3)	41(1)
C_{2e}	-2189(5)	-3307(4)	4503(3)	44(1)
C_{3e}	-3361(5)	-3061(4)	4531(3)	47(1)
C_{4e}	-3206(5)	-1731(4)	4097(3)	47(1)
O_{1f}	2351(3)	3985(3)	1883(2)	32(1)
C_{1f}	3536(4)	4018(4)	2483(3)	43(1)
C_{2f}	4470(6)	5479(6)	2336(5)	76(2)
C_{3f}	3642(5)	6408(5)	2147(4)	62(2)
C_{4f}	2396(4)	5463(4)	1635(3)	40(1)
O_{1g}	-2551(3)	1543(3)	3659(2)	35(1)
C_{1g}	-3763(4)	1733(5)	3232(3)	44(1)
C_{2g}	-4097(5)	2625(6)	3907(4)	57(2)
C_{3g}	-3524(5)	2241(6)	4845(3)	57(2)
C_{4g}	-2319(5)	1977(6)	4633(3)	50(2)

^aThe numbers in parentheses are the estimated standard deviations in the last significant digit.

^bAtoms are labeled in agreement with FIG. 1.

^cThis is one-third of the trace of the orthogonalized B_{ij} tensor.

^dThis is a symmetry-required value and is therefore listed without an estimated standard deviation.

TABLE II

Anisotropic Thermal Parameters for Nonhydrogen Atoms in Crystalline $[\text{Cr}_5(\text{NC}_4\text{N}_4)_{10}(\text{OC}_4\text{N}_8)_4]^a, b$						
Atom	Anisotropic Thermal Parameter ($\text{ \AA}^2 \times 10$)					
Type ^c	B_{11}	B_{22}	B_{33}	B_{12}	B_{13}	B_{23}
Cr_1	20(1)	23(1)	32(1)	5(1)	5(1)	-4(1)
Cr_2	23(1)	22(1)	27(1)	7(1)	3(1)	-2(1)
Cr_3	27(1)	26(1)	34(1)	11(1)	8(1)	1(1)
N_{1a}	21(1)	27(1)	29(1)	8(1)	1(1)	-2(1)
C_{1a}	28(2)	31(2)	30(2)	4(1)	8(1)	-4(1)
C_{2a}	23(2)	49(2)	49(2)	8(2)	5(2)	-16(2)
C_{3a}	31(2)	51(2)	52(2)	22(2)	-7(2)	-11(2)
C_{4a}	36(2)	32(2)	34(2)	15(1)	-2(1)	-3(1)
N_{1b}	24(1)	25(1)	35(1)	3(1)	5(1)	-4(1)
C_{1b}	40(2)	31(2)	33(2)	2(1)	11(1)	-1(1)
C_{2b}	46(2)	42(2)	54(2)	-7(2)	24(2)	-5(2)
C_{3b}	25(2)	50(2)	71(3)	-3(2)	15(2)	-27(2)
C_{4b}	29(2)	38(2)	48(2)	10(1)	0(2)	-15(2)
N_{1c}	28(1)	25(1)	30(1)	11(1)	3(1)	-2(1)
C_{1c}	36(2)	35(2)	31(2)	10(1)	4(1)	-3(1)
C_{2c}	52(2)	34(2)	43(2)	13(2)	6(2)	-13(1)
C_{3c}	51(2)	31(2)	50(2)	22(2)	5(2)	-5(2)
C_{4c}	35(2)	34(2)	31(2)	16(1)	4(1)	1(1)
N_{1d}	32(1)	23(1)	31(1)	12(1)	6(1)	3(1)
C_{1d}	33(2)	32(2)	42(2)	9(1)	6(2)	-0(1)
C_{2d}	36(2)	50(2)	59(2)	24(2)	6(2)	11(2)
C_{3d}	61(3)	44(2)	47(2)	36(2)	11(2)	3(2)
C_{4d}	49(2)	35(2)	31(2)	23(2)	4(2)	1(1)
N_{1e}	36(2)	30(1)	42(2)	13(1)	14(1)	4(1)
C_{1e}	46(2)	36(2)	46(2)	20(2)	10(2)	6(2)
C_{2e}	64(3)	30(2)	37(2)	15(2)	7(2)	4(1)
C_{3e}	55(3)	31(2)	46(2)	-1(2)	18(2)	-0(2)
C_{4e}	39(2)	38(2)	62(2)	9(2)	17(2)	4(2)
O_{1f}	29(1)	25(1)	40(1)	6(1)	-1(1)	-2(1)
C_{1f}	34(2)	44(2)	45(2)	9(2)	-8(2)	-6(2)
C_{2f}	45(3)	67(3)	95(4)	-3(2)	-15(3)	-6(3)
C_{3f}	59(3)	34(2)	78(3)	-2(2)	-6(3)	-9(2)
C_{4f}	45(2)	23(1)	48(2)	7(1)	6(2)	-1(1)
O_{1g}	34(1)	41(1)	37(1)	19(1)	7(1)	-1(1)

TABLE II-continued

Anisotropic Thermal Parameters for Nonhydrogen Atoms in Crystalline $[\text{Cr}_5(\text{NC}_4\text{N}_4)_{10}(\text{OC}_4\text{N}_8)_4]^{\text{a,b}}$						
Atom	Anisotropic Thermal Parameter ($\text{\AA}^2 \times 10$)					
Type ^c	B ₁₁	B ₂₂	B ₃₃	B ₁₂	B ₁₃	B ₂₃
C _{1g}	31(2)	56(2)	50(2)	20(2)	4(2)	-5(2)
C _{2g}	47(3)	65(3)	72(3)	35(2)	2(2)	-12(2)
C _{3g}	60(3)	75(3)	50(2)	36(2)	16(2)	-8(2)
C _{4g}	45(2)	77(3)	35(2)	27(2)	8(2)	-5(2)

^aThe numbers in parentheses are the estimated standard deviations in the last significant digit.

^bThe form of the anisotropic thermal parameter is given in reference 8 on page 6 of the structure report.

^cAtoms are labeled in agreement with FIG. 1.

TABLE III

Atomic Coordinates for Hydrogen Atoms in Crystalline $[\text{Cr}_5(\text{NC}_4\text{H}_4)_{10}(\text{OC}_4\text{N}_8)_4]^{\text{a}}$			
Atom	Fractional Coordinates		
Type ^b	10 ⁴ x	10 ⁴ y	10 ⁴ z
H _{1a}	-2129	-661	1707
H _{2a}	-4154	-55	1219
H _{3a}	-3608	1937	-69
H _{4a}	-1267	2508	-339
H _{1b}	1053	3405	-617
H _{2b}	3405	4593	-834
H _{3b}	4676	3202	189
H _{4b}	3031	1158	1020
H _{1c}	1013	3445	3687
H _{2c}	364	5592	3881
H _{3c}	-1331	5685	2512
H _{4c}	-1704	3580	1540
H _{1d}	1881	1460	3743
H _{2d}	3177	-88	3396
H _{3d}	1807	-1790	2120
H _{4d}	-291	-1252	1752
H _{1e}	-446	-1976	3968
H _{2e}	-1997	-4161	4742
H _{3e}	-4139	-3699	4803
H _{4e}	-3878	-1286	4012
H _{1fa}	3351	3836	3136
H _{1fb}	3882	3308	2299
H _{2fa}	5068	5771	2893
H _{2fb}	4965	5524	1806
H _{3fa}	3462	6711	2728
H _{3fb}	4068	7245	1757
H _{4fa}	2417	5653	964
H _{4fb}	1641	5625	1839
H _{1ga}	-3631	2231	2623
H _{1gb}	-4455	813	3162
H _{2ga}	-5037	2381	3901
H _{2gb}	-3704	3640	3750
H _{3ga}	-4129	1385	5124
H _{3gb}	-3307	3025	5266
H _{4ga}	-2173	1220	5050
H _{4gb}	-1565	2846	4703

^aHydrogen atoms were included in the structure factor calculations as idealize/atoms (assuming sp²- or sp³- hybridization of the carbon atoms and a C—N bond length of 0.96 Å) "riding" on their respective carbon atoms. The isotropic thermal parameter of each hydrogen atom was fixed at 1.2 times the equivalent isotropic thermal parameter of the carbon atoms to which it is covalently bonded

^bHydrogen atoms are labeled with the same numerical and literal subscripts as their carbon atoms with an additional literal subscript (a or b) where necessary to distinguish between hydrogen atoms bonded to the same carbon.

TABLE IV

Bond Lengths Involving Nonhydrogen Atoms in Crystalline $[\text{Cr}_5(\text{NC}_4\text{H}_4)_{10}(\text{OC}_4\text{N}_8)_4]^{\text{a}}$			
Type ^b	Length, Å	Type ^b	Length, Å
Cr ₁ . . . Cr ₂	3.066(1)	O _{1f} —C _{1f}	1.451(5)
Cr ₂ . . . Cr ₃	3.121(1)	O _{1f} —C _{4f}	1.453(5)
		O _{1g} —C _{1g}	1.448(6)
		O _{1g} —C _{4g}	1.451(5)
Cr ₁ —N _{1a}	2.153(3)	C _{1a} —C _{2a}	1.360(6)
Cr ₁ —N _{1b}	2.092(3)	C _{2a} —C _{3a}	1.395(6)
Cr ₂ —N _{1a}	2.178(3)	C _{3a} —C _{4a}	1.351(6)
Cr ₂ —N _{1b}	2.149(3)	C _{1b} —C _{2b}	1.338(6)
Cr ₂ —N _{1c}	2.112(4)	C _{2b} —C _{3b}	1.393(7)
Cr ₃ —N _{1c}	2.172(3)	C _{3b} —C _{4b}	1.376(6)
Cr ₃ —N _{1d}	2.101(4)	C _{1c} —C _{2c}	1.365(7)
Cr ₃ —N _{1e}	2.037(3)	C _{2c} —C _{3c}	1.400(6)
		C _{3c} —C _{4c}	1.356(6)
Cr ₂ —O _{1f}	2.082(2)	C _{1d} —C _{2d}	1.376(7)
Cr ₃ —O _{1g}	2.068(3)	C _{2d} —C _{3d}	1.396(6)
		C _{3d} —C _{4d}	1.367(8)
N _{1a} —C _{1a}	1.399(4)	C _{1e} —C _{2e}	1.370(5)
N _{1a} —C _{4a}	1.397(5)	C _{2e} —C _{3e}	1.374(8)
N _{1b} —C _{1b}	1.398(5)	C _{3e} —C _{4e}	1.366(6)
N _{1b} —C _{4b}	1.379(6)		
N _{1c} —C _{1c}	1.368(4)	C _{1f} —C _{2f}	1.460(6)
N _{1c} —C _{4c}	1.394(6)	C _{2f} —C _{3f}	1.474(9)
N _{1d} —C _{1d}	1.349(5)	C _{3f} —C _{4f}	1.496(6)
N _{1d} —C _{4d}	1.377(5)	C _{1g} —C _{2g}	1.496(8)
N _{1e} —C _{1e}	1.370(6)	C _{2g} —C _{3g}	1.485(7)
N _{1e} —C _{4e}	1.361(6)	C _{3g} —C _{4g}	1.476(9)

^aThe numbers in parentheses are the estimated standard deviations in the last significant digit.

^bAtoms are labeled in agreement with FIG. 1.

TABLE V

Bond Angles Involving Nonhydrogen Atoms in Crystalline $[\text{Cr}_5(\text{MC}_4\text{H}_4)_{10}(\text{OC}_4\text{H}_8)_4]^{\text{a}}$			
Type ^b	Angle, deg	Type ^b	Angle, deg
N _{1a} Cr ₁ N _{1b}	84.8(1)	Cr ₁ N _{1a} Cr ₂	90.2(1)
N _{1a} Cr ₁ N _{1a} ^c	180.0(—) ^d	Cr ₁ N _{1a} C _{1a}	121.2(2)
N _{1b} Cr ₁ N _{1a} ^c	95.2(1)	Cr ₂ N _{1a} C _{1a}	118.0(2)
N _{1b} Cr ₁ N _{1b} ^c	180.0(—) ^d	Cr ₁ N _{1a} C _{4a}	113.4(2)
		Cr ₂ N _{1a} C _{4a}	110.6(2)
N _{1a} Cr ₂ N _{1b}	82.9(1)	Cr ₁ N _{1a} C _{4a}	103.5(3)
N _{1a} Cr ₂ N _{1c}	96.5(1)	Cr ₁ N _{1b} Cr ₂	92.6(1)
N _{1b} Cr ₂ N _{1c}	168.9(1)	Cr ₁ N _{1b} C _{1b}	117.9(2)
N _{1a} Cr ₂ O _{1f}	162.4(1)	Cr ₂ N _{1b} C _{1b}	107.6(3)
N _{1b} Cr ₂ O _{1f}	89.5(1)	Cr ₁ N _{1b} C _{4b}	120.6(3)
N _{1c} Cr ₂ O _{1f}	87.9(1)	Cr ₂ N _{1b} C _{4b}	113.0(3)
		Cr _{1b} N _{1b} C _{4b}	104.4(3)
N _{1c} Cr ₃ N _{1d}	88.1(1)	Cr ₂ N _{1c} Cr ₃	93.5(1)
N _{1c} Cr ₃ N _{1e}	176.5(1)	Cr ₂ N _{1c} C _{1c}	121.4(3)
N _{1d} Cr ₃ N _{1e}	93.5(1)	Cr ₃ N _{1c} C _{1c}	100.0(2)
N _{1c} Cr ₃ O _{1f}	88.8(1)	Cr ₂ N _{1c} C _{4c}	116.1(2)
N _{1d} Cr ₃ O _{1g}	170.4(1)	Cr ₃ N _{1c} C _{4c}	121.5(2)
N _{1e} Cr ₃ O _{1g}	89.1(1)	C _{1e} N _{1c} C _{4c}	104.2(3)
		Cr ₃ N _{1d} C _{1d}	121.3(3)
N _{1a} C _{1a} C _{2a}	110.6(3)	Cr ₃ N _{1d} C _{4d}	127.8(3)
C _{1a} C _{2a} C _{3a}	107.5(4)	C _{1d} N _{1d} C _{4d}	106.4(4)
C _{2a} C _{3a} C _{4a}	106.9(4)	Cr ₃ N _{1c} C _{1e}	126.3(3)
C _{3a} C _{4a} N _{1a}	111.5(3)	Cr ₃ N _{1c} C _{4e}	128.3(3)
N _{1b} C _{1b} C _{2b}	111.2(4)	C _{1e} N _{1c} C _{4e}	105.3(3)
C _{1b} C _{2b} C _{3b}	107.4(4)		
C _{2b} C _{3b} C _{4b}	107.0(4)	Cr ₂ O _{1f} C _{1f}	131.5(2)
C _{3b} C _{4b} N _{1b}	110.1(4)	Cr ₂ O _{1f} C _{4f}	118.9(2)
N _{1c} C _{1c} C _{2c}	110.9(4)	C _{1f} O _{1f} C _{4f}	109.1(3)
C _{1c} C _{2c} C _{3c}	106.8(4)	Cr ₃ O _{1g} C _{1g}	131.9(3)
C _{2c} C _{3c} C _{4c}	107.2(4)	Cr ₃ O _{1g} C _{4g}	118.6(3)
C _{3c} C _{4c} N _{1c}	110.9(3)	C _{1g} O _{1g} C _{4g}	109.5(4)
N _{1d} C _{1d} C _{2d}	110.3(4)		
C _{1d} C _{2d} C _{3d}	106.7(4)	O _{1f} C _{1f} C _{2f}	105.0(4)
C _{2d} C _{3d} C _{4d}	106.6(5)	C _{1f} C _{2f} C _{3f}	104.9(4)

TABLE V-continued

Bond Angles Involving Nonhydrogen Atoms in Crystalline $[\text{Cr}_5(\text{MC}_4\text{H}_4)_{10}(\text{OC}_4\text{H}_8)_4]^a$			
Type ^b	Angle, deg	Type ^b	Angle, deg
$\text{C}_{3d}\text{C}_{4d}\text{N}_{1d}$	109.9(3)	$\text{C}_{2f}\text{C}_{3f}\text{C}_{4f}$	104.4(4)
$\text{N}_{1c}\text{C}_{1c}\text{C}_{2c}$	110.0(4)	$\text{C}_{3f}\text{C}_{4f}\text{O}_{1f}$	105.4(4)
$\text{C}_{1c}\text{C}_{2c}\text{C}_{3c}$	107.2(4)	$\text{O}_{1g}\text{C}_{1g}\text{C}_{2g}$	104.8(4)
$\text{C}_{2c}\text{C}_{3c}\text{C}_{4c}$	106.7(4)	$\text{C}_{1g}\text{C}_{2g}\text{C}_{3g}$	104.2(5)
$\text{C}_{3c}\text{C}_{4c}\text{N}_{1c}$	110.8(5)	$\text{C}_{2g}\text{C}_{3g}\text{C}_{4g}$	104.2(4)
		$\text{C}_{3g}\text{C}_{4g}\text{O}_{1g}$	106.1(4)

^aThe numbers in parentheses are the estimated standard deviations in the last significant digit.

^bAtoms are labeled in agreement with FIG. 1

^cAtoms labeled with a prime (') are related to nonprimed atoms by the symmetry operation $-x, -y, -z$ where the fractional coordinates (x, y, z) are given in Table I.

^dThis is a symmetry-required value and is therefore listed without an estimated standard deviation.

EXAMPLE V

A single crystal x-ray structure was obtained for $\text{Cr}(\text{NC}_4\text{H}_4)_4$, a portion of Product III and shown in FIG. 3. A single crystal x-ray structure was obtained for $[\text{Na}]_2[\text{Cr}(\text{NC}_4\text{H}_4)_4] \cdot 2(\text{OC}_4\text{H}_8)$, Product III and shown in FIG. 4. The description of the single-crystal sample and mounting used for the data collection are as follows:

Color: Red-Orange

Shape: Rectangular parallelepiped

Dimensions: 0.50×0.55×0.65 mm

Crystal Mount: Crystal was glued to the inside of a thin-walled glass capillary and sealed under N_2 .

Crystal Orientation: Crystal was oriented with its longest edge nearly parallel to the phi axis of the diffractometer.

Width at Half-height from ω Scans: 0.86°

The space group and cell data are as follows:

Crystal System: Monoclinic

Space Group and Number: $\text{C}2/c\text{-C}_{2h}$ (no. 15)

Number of Computer-Centered Reflections Used in the Least-Squares Refinement of the Cell Dimensions:

Dimensions: 15 $20 > 25^\circ$ $\alpha = 90.00^\circ$ $\beta = 20 + 1^\circ$

Lattice Constants with esd's:

$a = 9.522(2) \text{ \AA}$ $\alpha = 90.00^\circ$ $V = 2697(1) \text{ \AA}^3$

$b = 15.118(2) \text{ \AA}$ $\beta = 98.99(1)^\circ$ $Z = 4$

$c = 18.967(3) \text{ \AA}$ $\delta = 90.00^\circ$ $\lambda = 0.71073 \text{ \AA}$

Molecular Weight: 506.52 amu

Calculated Density: 1.248 g/cm^{-3}

Linear Absorption Coefficient: 0.47 mm^{-1}

Tables VI–X list the resultant parameters used to generate the molecular structures shown in FIGS. 3 and 4.

TABLE VI

Atomic Coordinates for Nonhydrogen Atoms in Crystalline $(\text{Na})_2[\text{Cr}(\text{NC}_4\text{H}_4)_4] \cdot 2 \text{OC}_4\text{H}_8^a$				
Atom	Fractional Coordinates			Equivalent Isotropic Thermal Parameter,
Type ^b	$10^4 x$	$10^4 y$	$10^4 z$	$B, \text{ \AA}^2 \times 10^3$
	Anion			
Cr	0^d	2982(1)	2500 ^d	58(1)
N_1	1901(4)	2924(2)	3183(2)	56(1)
N_2	8^d	4343(3)	2500 ^d	52(1)

TABLE VI-continued

Atomic Coordinates for Nonhydrogen Atoms in Crystalline $(\text{Na})_2[\text{Cr}(\text{NC}_4\text{H}_4)_4] \cdot 2 \text{OC}_4\text{H}_8^a$				
Atom	Fractional Coordinates			Equivalent Isotropic Thermal Parameter,
Type ^b	$10^4 x$	$10^4 y$	$10^4 z$	$B, \text{ \AA}^2 \times 10^3$
	Cation			
N_3	8^d	1612(3)	2500 ^d	70(2)
C_{11}	3241(5)	2958(3)	3008(3)	65(2)
C_{12}	4224(6)	2768(3)	3587(3)	73(2)
C_{13}	3513(7)	2638(4)	4146(3)	82(2)
C_{14}	2094(7)	2734(4)	3884(3)	76(2)
C_{21}	907(5)	4884(3)	2926(3)	68(1)
C_{22}	582(4)	5753(3)	2766(3)	69(2)
C_{31}	390(5)	1081(3)	1996(4)	94(2)
C_{32}	326(7)	213(3)	2189(5)	133(6)
	Solvent of Crystallization			
Na	2301(2)	6879(1)	1783(1)	69(1)
	Solvent of Crystallization			
O_1	2065(4)	5108(2)	838(2)	83(1)
C_{41}	2759(11)	5174(5)	239(4)	143(4)
C_{42}	2884(11)	4319(5)	-79(4)	148(4)
C_{43}	1893(10)	3786(5)	264(5)	142(4)
C_{44}	1699(9)	4231(4)	902(4)	120(3)

^aThe numbers in parentheses are the estimated standard deviations in the last significant digit.

^bAtoms are labeled in agreement with FIGS. 3 and 4.

^cThis is one-third of the trace of the orthogonalized B_{ij} tensor.

^dThis is a symmetry-required value and is therefore listed without an estimated standard deviation.

TABLE VII

Anisotropic Thermal Parameters for Nonhydrogen atoms in Crystalline $(\text{Na})_2[\text{Cr}(\text{NC}_4\text{H}_4)_4] \cdot 2 \text{OC}_4\text{H}_8^{a,b}$						
Atom	Anisotropic Thermal Parameter ($\text{ \AA}^2 \times 10$)					
Type ^c	B_{11}	B_{22}	B_{33}	B_{12}	B_{13}	B_{23}
	Anion					
Cr	64(1)	34(1)	55(1)	0^d	15(1)	0^d
N_1	69(2)	44(2)	56(2)	6(1)	12(1)	6(1)
N_2	64(3)	39(2)	56(3)	0^d	16(2)	0^d
N_3	65(3)	38(2)	107(4)	0^d	14(3)	0^d
C_{11}	78(3)	50(2)	70(3)	-6(2)	18(2)	2(2)
C_{12}	70(3)	62(3)	84(3)	4(2)	7(2)	-8(2)
C_{13}	103(4)	79(3)	58(3)	22(3)	-8(3)	0(2)
C_{14}	86(3)	86(3)	58(3)	16(3)	16(2)	5(2)
C_{21}	66(2)	45(2)	70(3)	-2(2)	15(2)	-6(2)
C_{22}	68(3)	38(2)	105(4)	-7(2)	27(2)	-9(2)
C_{31}	65(3)	61(3)	152(5)	6(2)	9(3)	-36(3)
C_{32}	71(5)	46(2)	266(15)	6(3)	-20(6)	-44(4)
	Cation					
Na	70(1)	57(1)	81(1)	-2(1)	15(1)	-15(1)
	Solvent of Crystallization					
O_1	108(2)	65(2)	82(2)	-10(2)	38(2)	-16(2)
C_{41}	222(8)	112(5)	116(5)	-46(5)	92(6)	-22(4)
C_{42}	192(8)	168(8)	107(5)	12(6)	70(5)	-32(5)
C_{43}	147(6)	109(6)	177(8)	-27(5)	48(6)	-69(6)
C_{44}	177(6)	77(4)	124(5)	-21(4)	76(5)	-14(3)

^aThe numbers in parentheses are the estimated standard deviations in the last significant digit.

^bThe form of the anisotropic thermal parameter is given in reference 8 on page 6 of the structure report.

^cAtoms are labeled in agreement with FIGS. 1 and 2.

^dThis is a symmetry required value and is therefore listed without an estimated standard deviation.

TABLE VIII

Atomic Coordinates for Hydrogen Atoms in Crystalline {Na} ₂ {Cr(NC ₄ H ₄) ₄ }-2OC ₄ H ₈ ^a				
Atom	Fractional Coordinates			
	Type ^b	10 ⁴ x	10 ⁴ y	10 ⁴ z
Anion				
H ₁₁		3456	3881	2541
H ₁₂		5235	2748	3680
H ₁₃		3922	2488	4628
H ₁₄		1341	2679	4164
H ₂₁		1665	4687	3285
H ₂₂		1071	6262	2985
H ₃₁		706	1274	1565
H ₃₂		483	-301	1937
Solvent of Crystallization				
H _{41a}		2250	5576	-100
H _{41b}		3710	5388	385
H _{42a}		3756	4891	-1
H _{42b}		2464	4348	-583
H _{43a}		995	3707	-39
H _{43b}		2326	3220	377
H _{44a}		2295	3973	1304
H _{44b}		723	4191	969

^aHydrogen atoms were included in the structure factor calculations as idealized atoms (assuming sp²- or sp³-hybridization of the carbon atoms and a C—H bond length of 0.96 Å) "riding" on their respective carbon atoms. The isotropic thermal parameter of each hydrogen atom was fixed at 1.2 times the equivalent isotropic thermal parameter of the carbon atom to which it is covalently bonded.

^bHydrogen atoms are labeled with the same numerical subscripts as the carbon atoms to which they are covalently bonded with an additional literal subscript (a or b) where necessary to distinguish between hydrogens bonded to the same carbon.

TABLE IX

Anion Bond lengths and Bond Angles Involving Nonhydrogen atoms in Crystalline {Na} ₂ {Cr(NC ₄ H ₄) ₄ }-2OC ₄ H ₈ ^a			
Type ^b	Length, Å	Type ^b	Length, Å
Cr—N ₁	2.057(3)	C ₁₁ —C ₁₂	1.355(7)
Cr—N ₂	2.056(4)	C ₁₂ —C ₁₃	1.361(9)
Cr—N ₃	2.072(5)	C ₁₃ —C ₁₄	1.374(9)
		C ₂₁ —C ₂₂	1.372(6)
N ₁ —C ₁₁	1.369(7)	C ₂₂ —C ₂₂ ^c	1.379(9)
N ₁ —C ₁₄	1.344(6)	C ₃₁ —C ₃₂	1.376(7)
N ₂ —C ₂₁	1.360(5)	C ₃₂ —C ₃₂ ^c	1.327(18)
N ₃ —C ₃₁	1.344(7)		
Type ^b	Angle, deg.	Type ^b	Angle, deg.
N ₁ CrN ₂	92.5(1)	N ₁ C ₁₁ C ₁₂	110.5(5)
N ₁ CrN ₃	87.5(1)	C ₁₁ C ₁₂ C ₁₃	107.3(5)
N ₁ CrN ₁ ^c	175.1(2)	C ₁₂ C ₁₃ C ₁₄	106.4(5)
N ₂ CrN ₃	180.0(—) ^d	N ₁ C ₁₄ C ₁₃	110.9(5)
		N ₂ C ₂₁ C ₂₂	110.2(4)
CrN ₁ C ₁₁	127.5(5)	C ₂₁ C ₂₂ C ₂₂ ^c	106.8(3)
CrN ₁ C ₁₄	127.1(4)	N ₃ C ₃₁ C ₃₂	109.1(6)
C ₁₁ N ₁ C ₁₄	104.9(4)	C ₃₁ C ₃₂ C ₃₂ ^c	107.5(5)
CrN ₂ C ₂₁	127.0(2)		
C ₂₁ N ₂ C ₂₁ ^c	106.0(5)		
CrN ₃ C ₃₁	126.7(3)		
C ₃₁ N ₃ C ₃₁ ^c	106.7(6)		

^aThe numbers in parentheses are the estimated standard deviations in the last significant digit.

^bAtoms are labeled in agreement with FIG. 4.

^cAtoms labeled with a prime (') are related to nonprimed atoms by the symmetry operation $-x, y, \frac{1}{2} - z$.

TABLE X

Bond Lengths and Angles Involving the Nonhydrogen Atoms of the Cation and Solvent of Crystallization in {Na} ₂ {Cr(NC ₄ H ₄) ₄ }-2OC ₄ H ₈ ^a			
Type ^b	Length, Å	Type ^b	Length, Å
Na—O ₁	2.313(4)	O ₁ —C ₄₁	1.390(10)
		O ₁ —C ₄₄	1.382(7)
Na . . . N ₁ ^c	2.888(4)	C ₄₁ —C ₄₂	1.43(1)
Na . . . N ₃ ^c	2.830(4)	C ₄₂ —C ₄₃	1.42(1)
		C ₄₃ —C ₄₄	1.42(1)
Type ^b	Angle, deg.	Type ^b	Angle, deg.
O ₁ NaN ₁ ^c	128.6(3)	C ₄₁ O ₁ C ₄₄	107.9(5)
O ₁ NaN ₃ ^c	121.8(3)		
N ₁ NaN ₃ ^c	59.9(3)	O ₁ C ₄₁ C ₄₂	109.0(7)
		C ₄₁ C ₄₂ C ₄₃	105.0(8)
NaO ₁ C ₄₁	125.7(4)	C ₄₂ C ₄₃ C ₄₄	107.0(7)
NaO ₁ C ₄₄	121.8(4)	O ₁ C ₄₄ C ₄₃	107.6(7)

^aThe numbers in parentheses are the estimated standard deviations in the last significant digit.

^bAtoms are labeled in agreement with FIG. 4.

^cAtoms labeled with a double prime (") are related to nonprimed atoms by the symmetry operation $\frac{1}{2} - x, \frac{1}{2} - y, \frac{1}{2} - z$.

EXAMPLE VI

Single crystal x-ray structures were obtained for [Cr(NC₄H₄)₅(OC₄H₈)]₂, shown in FIG. 5, and [Cr(NC₄H₄)₅(OC₄H₈)]₂·4(OC₄H₈), Product IV, and shown in FIG. 6. The description of the single-crystal sample and mounting used for data collection are as follows:

Color: Purple

Shape: Rectangular parallelepiped

Dimensions: 0.50×0.55×0.63 mm

Crystal Mount: Crystal was glued to the inside of a thin-walled glass capillary and sealed under N₂.

Crystal Orientation: Crystal was oriented with its longest edge nearly parallel to the phi axis of the diffractometer.

Width at Half-height from ω Scans: 0.42°

The space group and cell data are as follows:

Crystal System: Monoclinic

Space Group and Number: P2₁-C₂(No. 4)

Number of Computer-Centered Reflections Used in the Least-Squares Refinement of the Cell Dimensions:

15 20 > 20° °C = 20 ± 1°

Lattice Constants with esd's:

a = 10.042(2) Å α = 90.00° V = 2162(1) Å³

b = 17.242(4) Å β = 106.54(2)° Z = 2

c = 13.025(3) Å δ = 90.00° λ = 0.71073 Å

Molecular Weight = 788.93 amu

Calculated Density: 1.212 g/cm⁻³

Linear Absorption Coefficient: 0.32 mm⁻¹

Tables XI–XV list the resultant parameters used to generate the molecular structures shown in FIGS. 5 and 6.

TABLE XI

Atomic Coordinates for Nonhydrogen Atoms in Crystalline [Cr(NC ₄ N ₄) ₅ (OC ₄ N ₈)]Na ₂ ·4OC ₄ N ₈ ^a				
Atom	Fractional Coordinates			Equivalent Isotropic Thermal Parameter,
Type ^b	10 ⁴ x	10 ⁴ y	10 ⁴ z	B, Å ² × 10 ^c
	Anion			
Cr	198(1)	1477	2531(1)	32(1)
N _{1a}	1694(5)	2026(3)	2028(4)	40(2)
C _{1a}	1749(7)	2782(4)	1742(6)	48(2)
C _{2a}	2929(8)	2926(5)	1420(7)	66(3)
C _{3a}	3661(7)	2236(5)	1554(6)	62(3)
C _{4a}	2899(6)	1695(5)	1913(5)	52(2)
N _{1b}	1651(5)	1087(3)	3885(4)	40(2)
C _{1b}	1463(8)	560(4)	4575(5)	48(2)
C _{2b}	2572(9)	518(6)	5423(8)	82(4)
C _{3b}	3554(8)	1064(6)	5275(6)	70(3)
C _{4b}	2952(6)	1382(5)	4340(5)	48(2)
N _{1c}	-1326(5)	1888(3)	1250(4)	38(2)
C _{1c}	-1200(8)	2172(4)	266(6)	51(2)
C _{2c}	-2458(8)	2270(5)	-476(6)	58(3)
C _{3c}	-3435(8)	2038(6)	56(7)	75(3)
C _{4c}	-2710(7)	1826(5)	1091(6)	56(3)
N _{1d}	-32(5)	2455(4)	3445(5)	43(2)
C _{1d}	504(7)	2562(5)	4505(6)	49(2)
C _{2d}	107(9)	3278(5)	4774(8)	72(3)
C _{3d}	-698(8)	3629(5)	3832(6)	59(3)
C _{4d}	-769(7)	3108(4)	3055(6)	52(2)
N _{1e}	315(5)	505(4)	1690(4)	40(2)
C _{1e}	-574(8)	277(5)	704(6)	55(3)
C _{2e}	-197(10)	-432(5)	403(7)	67(3)
C _{3e}	990(10)	-662(6)	1256(8)	79(4)
C _{4e}	1265(8)	-92(4)	2016(7)	51(3)
O _{1f}	-1356(4)	926(3)	3083(4)	43(1)
C _{1f}	-2047(7)	1244(5)	3800(6)	57(3)
C _{2f}	-3263(10)	713(6)	3706(9)	98(5)
C _{3f}	-2833(11)	-21(6)	3402(8)	93(4)
C _{4f}	-1903(8)	171(5)	2724(7)	64(3)
	Cation 1			
Na ₁	2254(3)	3336(2)	3737(3)	75(1)
	Cation 2			
Na ₂	1430(3)	974(2)	126(2)	62(1)
	Solvent Molecules of Crystallization			
O _{1g}	4576(6)	3329(4)	4706(5)	83(2)
C _{1g}	5748(9)	3100(10)	4433(9)	125(6)
C _{2g}	6723(12)	2831(11)	5281(9)	145(7)
C _{3g}	6503(15)	3272(11)	6146(11)	204(8)
C _{4g}	5037(14)	3498(11)	5737(10)	170(8)
O _{1h}	2342(7)	4602(4)	3279(6)	97(3)
C _{1h}	1316(11)	5151(7)	2894(10)	112(5)
C _{2h}	2017(16)	5830(9)	2541(11)	153(7)
C _{3h}	3180(12)	5561(10)	2425(10)	131(6)
C _{4h}	3551(13)	4848(7)	3070(11)	115(6)
O _{1i}	1391(7)	1752(4)	-1377(4)	80(2)
C _{1i}	2235(19)	1594(11)	-1998(13)	160(8)
C _{2i}	2716(17)	2287(14)	-2337(15)	165(10)
C _{3i}	1991(28)	2906(11)	-1934(14)	204(12)
C _{4i}	1010(16)	2533(7)	-1523(9)	128(6)
O _{1j}	3037(5)	155(4)	-264(5)	72(2)
C _{1j}	4389(10)	48(7)	427(9)	113(5)
C _{2j}	4998(16)	-571(10)	-23(16)	174(8)
C _{3j}	4001(11)	-840(8)	-1006(10)	127(6)
C _{4j}	2728(11)	-493(7)	-974(8)	92(4)

^aThe numbers in parentheses are the estimated standard deviations in the last significant digit.

^bAtoms are labeled in agreement with FIGS. 1 and 2.

^cThis is one-third of the trace of the orthogonalized B_{ij} tensor.

TABLE XII

Anisotropic Thermal Parameters for Nonhydrogen Atoms in Crystalline [Cr(NC ₄ H ₄) ₅ (OC ₄ N ₈)]Na ₂ ·4OC ₄ H ₈ ^a						
Atom	Anisotropic Thermal Parameter (Å ² × 10)					
Type ^c	B ₁₁	B ₂₂	B ₃₃	B ₁₂	B ₁₃	B ₂₃
	Anion					
Cr	29(1)	31(1)	38(1)	1(1)	12(1)	1(1)
N _{1a}	33(2)	44(3)	44(3)	-1(2)	11(2)	5(2)
C _{1a}	48(4)	37(3)	59(4)	-0(3)	15(3)	3(3)
C _{2a}	55(4)	61(5)	90(5)	-19(4)	34(4)	13(4)
C _{3a}	37(3)	82(6)	76(5)	-9(3)	33(3)	2(4)
C _{4a}	40(3)	64(5)	52(4)	4(3)	16(3)	-5(3)
N _{1b}	36(2)	44(3)	36(3)	7(2)	5(2)	12(2)
C _{1b}	52(4)	51(4)	40(3)	-1(3)	9(3)	10(3)
C _{2b}	73(5)	85(6)	83(6)	2(5)	13(4)	44(5)
C _{3b}	51(4)	88(6)	54(4)	0(4)	-13(3)	12(4)
C _{4b}	41(3)	55(4)	45(3)	0(3)	5(2)	4(4)
N _{1c}	33(2)	41(3)	39(3)	4(2)	9(2)	1(2)
C _{1c}	52(4)	51(4)	51(4)	6(3)	16(3)	5(3)
C _{2c}	64(5)	62(5)	37(4)	-1(4)	-4(3)	4(4)
C _{3c}	32(3)	92(6)	89(6)	4(4)	-3(4)	29(5)
C _{4c}	42(3)	78(5)	48(4)	-1(3)	9(3)	14(4)
N _{1d}	31(2)	44(3)	56(3)	4(2)	13(2)	-1(3)
C _{1d}	44(3)	60(5)	39(4)	-5(3)	8(3)	-11(3)
C _{2d}	63(4)	70(6)	84(6)	-11(4)	20(4)	-47(5)
C _{3d}	69(4)	43(4)	73(5)	9(3)	32(4)	-14(4)
C _{4d}	42(3)	53(4)	63(4)	8(3)	17(3)	3(4)
N _{1e}	47(3)	36(3)	39(3)	-3(2)	17(2)	-7(2)
C _{1e}	59(4)	49(4)	53(4)	-15(3)	11(3)	-1(4)
C _{2e}	92(5)	48(4)	69(5)	-20(4)	36(4)	-26(4)
C _{3e}	91(6)	45(5)	106(7)	4(4)	37(5)	-13(5)
C _{4e}	62(4)	23(3)	9(5)	7(3)	20(4)	-7(3)
O _{1f}	40(2)	42(2)	51(2)	-4(2)	20(2)	2(2)
C _{1f}	61(4)	64(5)	60(4)	-2(3)	39(3)	4(4)
C _{2f}	81(6)	95(7)	144(8)	-24(5)	74(6)	1(6)
C _{3f}	109(7)	80(6)	177(7)	-26(5)	75(6)	-3(6)
C _{4f}	61(4)	53(4)	85(5)	-27(4)	30(4)	-16(4)
	Cation 1					
Na ₁	57(2)	71(2)	95(2)	-13(1)	21(2)	-2(2)
	Cation 2					
Na ₂	68(2)	69(2)	56(2)	-2(1)	30(1)	-3(2)
	Solvent Molecules of Crystallization					
O _{1g}	58(3)	95(4)	92(4)	-8(3)	15(3)	-2(4)
C _{1g}	54(5)	215(14)	108(8)	0(7)	29(5)	-7(9)
C _{2g}	96(7)	226(15)	121(9)	52(9)	43(7)	51(10)
C _{3g}	129(10)	277(19)	148(11)	52(12)	-56(9)	-134(13)
C _{4g}	134(10)	250(18)	128(10)	44(11)	39(9)	-89(11)
O _{1h}	71(4)	68(4)	152(6)	-8(3)	32(4)	-3(4)
C _{1h}	92(7)	95(8)	144(9)	-2(6)	28(7)	-3(7)
C _{2h}	212(14)	108(9)	140(10)	36(10)	50(10)	66(9)
C _{3h}	99(8)	175(14)	101(8)	-6(9)	-2(6)	32(9)
C _{4h}	99(8)	79(7)	168(11)	-13(6)	38(8)	29(8)
O _{1i}	98(4)	82(4)	73(3)	8(3)	47(3)	13(3)
C _{1i}	230(15)	128(11)	168(12)	8(11)	131(12)	74(10)
C _{2i}	112(10)	222(21)	156(15)	1(12)	28(10)	23(16)
C _{3i}	370(26)	124(12)	135(12)	-93(15)	99(15)	34(10)
C _{4i}	223(13)	81(7)	106(8)	32(8)	91(9)	31(6)
O _{1j}	59(3)	64(3)	94(4)	5(3)	22(3)	-21(3)
C _{1j}	88(7)	101(8)	133(9)	19(6)	2(6)	-58(7)
C _{2j}	94(8)	190(14)	205(13)	73(10)	-11(9)	-90(13)
C _{3j}	83(7)	130(10)	160(10)	16(7)	20(7)	-86(9)
C _{4j}	82(6)	104(8)	92(7)	-7(6)	29(5)	-41(6)

^aThe numbers in parentheses are the estimated standard deviations in the last significant digit.

^bThe form of the anisotropic thermal parameter is given in reference 8 on page 6 of the structure report.

^cAtoms are labeled in agreement with FIGS. 5 and 6.

TABLE XIII

Atomic Coordinates for Hydrogen Atoms in Crystalline [Cr(NC ₄ H ₄) ₅ (OC ₄ N ₈)]Na ₂ ·4OC ₄ H ₈ ^a			
Atom	Fractional Coordinates		
	10 ⁴ x	10 ⁴ y	10 ⁴ z
Anion			
H _{1a}	1061	3165	1756
H _{2a}	3182	3406	1151
H _{3a}	4547	2153	1428
H _{4a}	3162	1162	2059
H _{1b}	637	254	4479
H _{2b}	2692	174	6022
H _{3b}	4453	1179	5753
H _{4b}	3373	1775	4016
H _{1c}	-326	2281	132
H _{2c}	-2637	2453	-1199
H _{3c}	-4426	2031	-243
H _{4c}	-3137	1655	1623
H _{1d}	1070	2197	4997
H _{2d}	349	3499	5480
H _{3d}	-1115	4135	3762
H _{4d}	-1278	3184	2317
H _{1e}	-1346	578	293
H _{2e}	-630	-712	-243
H _{3e}	1503	-1135	1285
H _{4e}	1999	-107	2676
H _{1fa}	-1447	1250	4520
H _{1fb}	-2359	1762	3588
H _{2fa}	-4069	899	3170
H _{2fb}	-3468	674	4380
H _{3fa}	-2341	-312	4022
H _{3fb}	-3620	-314	2996
H _{4fa}	-2417	184	1980
H _{4fb}	-1165	-201	2831
Solvent of Crystallization			
H _{1ga}	6103	3536	4135
H _{1gb}	5503	2694	3909
H _{2ga}	6629	2283	5371
H _{2gb}	7629	2940	5209
H _{3ga}	6644	2947	6766
H _{3gb}	7102	3717	6322
H _{4ga}	4960	4045	5839
H _{4gb}	4493	3223	6118
H _{1ha}	596	4950	2301
H _{1hb}	921	5310	3451
H _{2ha}	2205	6231	3073
H _{2hb}	1449	6034	1874
H _{3ha}	3066	5447	1684
H _{3hb}	3908	5936	2669
H _{4ha}	4260	4953	3725
H _{4hb}	3874	4459	2671
H _{1ia}	3007	1289	-1594
H _{1ib}	1721	1306	-2615
H _{2ia}	3703	2328	-2031
H _{2ib}	2496	2303	-3103
H _{3ia}	1541	3249	-2509
H _{3ib}	2638	3195	-1381
H _{4ia}	101	2580	-2020
H _{4ib}	1010	2761	-851
H _{1ja}	4929	513	470
H _{1jb}	4341	-91	1129
H _{2ja}	5823	-388	-178
H _{2jb}	5232	-992	479
H _{3ja}	3930	-1396	-1018
H _{3jb}	4261	-668	-1623
H _{4ja}	2185	-862	-715
H _{4jb}	2215	-324	-1678

^aHydrogen atoms were included in the structure factor calculations as idealized atoms (assuming sp²- or sp³- hybridization of the carbon atoms and a C—H bond length of 0.96 Å) "riding" on their respective carbon atoms. The isotropic thermal parameter of each hydrogen atom was fixed at 1.2 times the equivalent isotropic thermal parameter of the carbon atom to which it is covalently bonded.

TABLE XIII-continued

Atomic Coordinates for Hydrogen Atoms in Crystalline [Cr(NC ₄ H ₄) ₅ (OC ₄ N ₈)]Na ₂ ·4OC ₄ H ₈ ^a			
Atom	Fractional Coordinates		
	10 ⁴ x	10 ⁴ y	10 ⁴ z

^bHydrogen atoms are labeled with the same numerical and literal subscripts as their carbon atoms with an additional literal subscript (a, or b) where necessary to distinguish between hydrogen atoms bonded to the same carbon.

TABLE XIV

Bond Lengths Involving Nonhydrogen Atoms in Crystalline [Cr(NC ₄ H ₄) ₅ (OC ₄ H ₈)]Na ₂ ·4OC ₄ H ₈ ^a			
Type ^b	Length, Å	Type ^b	Length, Å
Cr—N _{1a}	2.035(6)	Na ₁ —O _{1g}	2.314(6)
Cr—N _{1b}	2.056(5)	Na ₁ —O _{1h}	2.271(8)
Cr—N _{1c}	2.044(5)		
Cr—N _{1d}	2.114(6)	Na ₂ —O _{1i}	2.365(7)
Cr—N _{1e}	2.024(6)	Na ₂ —O _{1j}	2.307(7)
Cr—O _{1f}	2.120(5)	C _{1g} —C _{2g}	1.33(2)
		C _{2g} —C _{3g}	1.43(2)
		C _{3g} —C _{4g}	1.47(2)
N _{1a} —C _{1a}	1.36(1)	C _{1h} —C _{2h}	1.51(2)
N _{1a} —C _{4a}	1.38(1)	C _{2h} —C _{3h}	1.30(2)
N _{1b} —C _{1b}	1.33(1)	C _{3h} —C _{4h}	1.48(2)
N _{1b} —C _{4b}	1.37(1)	C _{1i} —C _{2i}	1.41(3)
N _{1c} —C _{1c}	1.41(1)	C _{2i} —C _{3i}	1.47(3)
N _{1c} —C _{4c}	1.35(1)	C _{3i} —C _{4i}	1.40(3)
N _{1d} —C _{1d}	1.34(1)	C _{1j} —C _{2j}	1.44(2)
N _{1d} —C _{4d}	1.36(1)	C _{2j} —C _{3j}	1.46(2)
N _{1e} —C _{1e}	1.40(1)	C _{3j} —C _{4j}	1.42(2)
N _{1e} —C _{4e}	1.39(1)	O _{1g} —C _{1g}	1.38(1)
O _{1f} —C _{1f}	1.42(1)	O _{1g} —C _{4g}	1.32(1)
O _{1f} —C _{4f}	1.44(1)	O _{1h} —C _{1h}	1.38(1)
		O _{1h} —C _{4h}	1.39(2)
C _{1a} —C _{2a}	1.39(1)	O _{1i} —C _{1i}	1.36(2)
C _{2a} —C _{3a}	1.38(1)	O _{1i} —C _{4i}	1.40(1)
C _{3a} —C _{4a}	1.37(1)	O _{1j} —C _{1j}	1.41(1)
C _{1b} —C _{2b}	1.33(1)	O _{1j} —C _{4j}	1.43(1)
C _{2b} —C _{3b}	1.42(1)		
C _{3b} —C _{4b}	1.31(1)		
C _{1c} —C _{2c}	1.37(1)	Na ₁ —C _{1a}	2.678(8)
C _{2c} —C _{3c}	1.41(1)	Na ₁ —N _{1d}	2.688(7)
C _{3c} —C _{4c}	1.39(1)	Na ₁ —C _{1d}	2.621(9)
C _{1d} —C _{2d}	1.37(1)		
C _{2d} —C _{3d}	1.40(1)		
C _{3d} —C _{4d}	1.34(1)	Na ₂ —C _{4a}	2.681(7)
C _{1e} —C _{2e}	1.37(1)	Na ₂ —C _{1c}	2.630(9)
C _{2e} —C _{3e}	1.43(1)		
C _{3e} —C _{4e}	1.37(1)		
C _{1f} —C _{2f}	1.50(1)		
C _{2f} —C _{3f}	1.43(2)		
C _{3f} —C _{4f}	1.49(2)		

^aThe numbers in parentheses are the estimated standard deviations in the last significant digit.

^bAtoms are labeled in agreement with FIG. 6.

TABLE XV

Bond Angles Involving Nonhydrogen Atoms in Crystalline [Cr(NC ₄ H ₄) ₅ (OC ₄ H ₈)]Na ₂ ·4OC ₄ H ₈ ^a			
Type ^b	Angle, deg	Type ^b	Angle, deg
N _{1a} CrN _{1b}	91.2(2)	O _{1g} Na ₁ O _{1h}	92.3(3)
N _{1a} CrN _{1c}	91.4(2)	O _{1g} Na ₁ C _{1a}	114.3(3)
N _{1a} CrN _{1d}	91.1(2)	O _{1g} Na ₁ N _{1d}	139.6(3)
N _{1a} CrN _{1e}	92.8(2)	O _{1g} Na ₁ C _{1d}	118.0(3)
N _{1a} CrO _{1f}	178.7(2)	O _{1h} Na ₁ C _{1a}	95.6(3)
N _{1b} CrN _{1c}	176.2(2)	O _{1h} Na ₁ N _{1d}	127.0(2)
N _{1b} CrN _{1d}	86.7(2)	O _{1h} Na ₁ C _{1d}	132.1(3)
N _{1b} CrN _{1e}	93.3(2)	C _{1a} Na ₁ N _{1d}	75.1(2)
N _{1b} CrO _{1f}	88.5(2)	C _{1a} Na ₁ C _{1d}	103.1(3)

TABLE XV-continued

Bond Angles Involving Nonhydrogen Atoms in Crystalline [Cr(NC ₄ H ₄) ₅ (OC ₄ H ₈)]Na ₂ —4OC ₄ H ₈ ^a			
Type ^b	Angle, deg	Type ^b	Angle, deg
N _{1c} CrN _{1d}	90.4(2)	N _{1d} Na ₁ C _{1d}	29.3(2)
N _{1c} CrN _{1c}	89.4(2)		
N _{1c} CrO _{1f}	88.8(2)	O _{1i} Na ₂ O _{1j}	90.7(3)
N _{1d} CrN _{1c}	176.1(2)	O _{1i} Na ₂ C _{4a}	109.3(3)
N _{1d} CrO _{1f}	87.6(2)	O _{1i} Na ₂ C _{1c}	131.5(2)
N _{1c} CrO _{1f}	88.5(2)	O _{1j} Na ₂ C _{4a}	103.2(2)
		O _{1j} Na ₂ C _{1c}	115.1(3)
CrN _{1a} C _{1a}	128.7(5)	C _{4a} Na ₂ C _{1c}	103.9(3)
CrN _{1a} C _{4a}	126.3(5)		
CrN _{1b} C _{1b}	127.0(4)	Na ₁ O _{1g} C _{1g}	131.4(6)
CrN _{1b} C _{4b}	127.3(5)	Na ₁ O _{1g} C _{4g}	124.0(8)
CrN _{1c} C _{1c}	128.5(5)	Na ₁ O _{1h} C _{1h}	132.2(7)
CrN _{1c} C _{4c}	126.7(5)	Na ₁ O _{1h} C _{4h}	116.6(6)
CrN _{1d} C _{1d}	127.7(5)	Na ₂ O _{1i} C _{1i}	120.9(8)
CrN _{1d} C _{4d}	125.7(5)	Na ₂ O _{1i} C _{4i}	126.8(7)
CrN _{1e} C _{1e}	127.7(5)	Na ₂ O _{1j} C _{1j}	123.1(6)
CrN _{1e} C _{4e}	126.2(4)	Na ₂ O _{1j} C _{4j}	125.8(5)
CrO _{1f} C _{1f}	126.4(4)	C _{1g} O _{1g} C _{4g}	104.3(8)
CrO _{1f} C _{4f}	123.1(5)	C _{1h} O _{1h} C _{4h}	108.9(9)
		C _{1i} O _{1i} C _{4i}	107.8(11)
		C _{1j} O _{1j} C _{4j}	107.7(7)
C _{1a} N _{1a} C _{4a}	105.0(6)		
C _{1b} N _{1b} C _{4b}	105.2(5)	O _{1g} C _{1g} C _{2g}	111(1)
C _{1c} N _{1c} C _{4c}	104.0(5)	C _{1g} C _{2g} C _{3g}	103(1)
C _{1d} N _{1d} C _{4d}	106.6(6)	C _{2g} C _{3g} C _{4g}	103(1)
C _{1e} N _{1e} C _{4e}	106.0(6)	C _{3g} C _{4g} O _{1g}	110(1)
		O _{1h} C _{1h} C _{2h}	106(1)
C _{1f} O _{1f} C _{4f}	110.5(6)	C _{1h} C _{2h} C _{3h}	106(1)
		C _{2h} C _{3h} C _{4h}	109(1)
N _{1a} C _{1a} C _{2a}	111.1(7)	C _{3h} C _{4h} O _{1h}	106(1)
C _{1a} C _{2a} C _{3a}	106.1(8)	O _{1i} C _{1i} C _{2i}	110(2)
C _{2a} C _{3a} C _{4a}	107.5(7)	C _{1i} C _{2i} C _{3i}	105(2)
C _{3a} C _{4a} N _{1a}	110.3(7)	C _{2i} C _{3i} C _{4i}	106(2)
N _{1b} C _{1b} C _{2b}	110.6(7)	C _{3i} C _{4i} O _{1i}	107(1)
C _{1b} C _{2b} C _{3b}	107.6(8)	O _{1j} C _{1j} C _{2j}	106(1)
C _{2b} C _{3b} C _{4b}	104.4(7)	C _{1j} C _{2j} C _{3j}	109(1)
C _{3b} C _{4b} N _{1b}	112.2(7)	C _{2j} C _{3j} C _{4j}	104(1)
N _{1c} C _{1c} C _{2c}	112.4(7)	C _{3j} C _{4j} O _{1j}	108(1)
C _{1c} C _{2c} C _{3c}	104.5(7)		
C _{2c} C _{3c} C _{4c}	107.8(7)	Na ₁ C _{1a} N _{1a}	95.0(4)
C _{3c} C _{4c} N _{1c}	111.2(7)	Na ₁ C _{1a} C _{2a}	106.7(5)
N _{1d} C _{1d} C _{2d}	109.0(7)	Na ₁ N _{1d} Cr	107.7(3)
C _{1d} C _{2d} C _{3d}	107.6(8)	Na ₁ N _{1d} C _{1d}	72.6(4)
C _{2d} C _{3d} C _{4d}	105.4(8)	Na ₁ N _{1d} C _{4d}	86.4(4)
C _{3d} C _{4d} N _{1d}	111.5(7)	Na ₁ C _{1d} N _{1d}	78.1(4)
N _{1e} C _{1e} C _{2e}	111.0(7)	Na ₁ C _{1d} C _{2d}	85.1(6)
C _{1e} C _{2e} C _{3e}	105.2(7)		
C _{2e} C _{3e} C _{4e}	108.4(8)	Na ₂ C _{4a} N _{1a}	90.2(3)
C _{3e} C _{4e} N _{1e}	109.5(7)	Na ₂ C _{4a} C _{3a}	104.0(5)
		Na ₂ C _{1c} N _{1c}	78.1(4)
O _{1f} C _{1f} C _{2f}	104.4(7)	Na ₂ C _{1c} C _{2c}	91.7(6)
C _{1f} C _{2f} C _{3f}	105.0(9)		
C _{2f} C _{3f} C _{4f}	104.9(9)		
C _{3f} C _{4f} O _{1f}	104.7(7)		

^aThe numbers in parentheses are the estimated standard deviations in the last significant digit.

^bAtoms are labeled in agreement with FIG. 6.

EXAMPLE VII

The product obtained from the reaction of sodium 2,5-dimethylpyrrolide and CrCl₂ used in the preparation of an active catalyst was a light blue solid, Product VI. 2,5-Dimethylpyrrole (5.0 ml/49.1 mmole) was mixed with excess sodium (40% dispersion in mineral spirits) in tetrahydrofuran (125 ml) at ambient temperature. The mixture was refluxed 12 hours under nitrogen then filtered to remove excess sodium. The sodium 2,5-dimethylpyrrolide was used in-situ and combined with chromous chloride (3.03 g/24.7 mmole) at ambient temperature. The reaction mixture was refluxed under nitrogen for 48 hours. The gray-green solution was filtered (medium porosity frit) at ambient tempera-

ture and stripped of solvent under vacuum, then pumped dry under vacuum for 12 hours resulting in a gray/green solid. This gray/green solid was then washed with pentane resulting in a light blue solid, Product VI, which was collected by filtration. Product VI was used in the preparation of an active catalyst without further purification.

EXAMPLE VIII

Preparation of Catalysts

All polymerization runs were carried out in a two liter reactor under slurry (particle form) conditions. The diluent was isobutane and the reactor temperature was 90° C. Reactor pressure held at 550 psig during the polymerization, with ethylene being fed on demand.

The actual charging of the reactor was accomplished by the following method. After purging the reactor at 100° C. with a stream of nitrogen for at least 15 minutes, the reactor temperature was lowered to 90° C. and a preweighed amount of supported chromium pyrrolide catalyst was charged against a slight countercurrent of nitrogen. One liter of isobutane was then charged to the reactor and finally the reactor pressurized with ethylene.

The ethylene consumed was determined using a precalibrated ethylene flow meter. Samples of the liquid product mixture were taken after 30 minute run time without depressurizing the reactor. This was done by filling to 200–300 psig a steel sampling cylinder adapted to the reactor with a dip tube fitted with a fritted tip extending into the bottom of the reactor vessel. Samples taken this way were analyzed by gas chromatography and gas chromatography-mass spectrometry. Selectivities were normalized to 100%. Solid products were obtained by venting the reactor to atmosphere, separating by decantation of the liquids from the solid material. The solids were then dried at 100° C. in a vacuum oven and weighed. The yield of solid product was obtained by weighing the combined solid and catalyst residues and subtracting from this the preweighed catalyst charge. The yield of volatile products was obtained by subtracting the yield of solid products from the grams of ethylene consumed as recorded by the flow meter.

Activity typically ranged from 300–1500 g product/g catalyst/hour calculated for 30 minute run time, as shown in Table XVI. The product obtained typically was represented by 97–99.5% by weight liquids and 0.5–3% by weight polymer (wax). The liquid fraction was typically 85% hexenes, 11% decenes, 2% tetradecenes, based on the total weight of the liquid fraction. The balance of the liquid product mixture was a trace level distribution of olefins typically totaling about 1–2% by weight of the product mixture, see Table XVII.

Active catalysts were prepared from the chromium pyrrolide complexes as follows. All toluene and/or pentane rinses used about 15 to about 30 mls of liquid.

Run 1: 0.158 g of Product V (prepared in THF solvent), which was heated to 80° C. for 4 hours under nitrogen flush to remove residual THF, was slurried with 15 ml toluene at ambient temperature. 9.0 ml of a 1M TEA in hexanes solution was added to the solution and stirred for 24 hours. The formation of a brown solution and the complete dissolution of Product V resulted immediately upon TEA addition. AlPO₄(P/Al mole ratio=0.4) (2.00 g) was added to the solution and stirred for an additional 24 hours. The supported catalyst was filtered from the solution as a brown solid, rinsed twice with toluene, and then twice with pen-

tane. 0.3143 g of the catalyst was charged directly to the reactor for polymerization. 1.0 ml of a 0.5% TEA in heptanes solution was charged to the reactor after the catalyst charge but before the isobutane (reactor solvent) charge to purge feedstock poisons.

Run 2: 0.081 g of Product V (prepared in THF solvent), which was heated to 80° C. for 4 hours under nitrogen flush to remove residual THF, was slurried with 15 ml diethylbenzene at ambient temperature. 2.0 ml of a 1M TEA in hexanes solution was added to the solution and stirred for 24 hours. The formation of a brown solution and the complete dissolution of Product V resulted immediately upon TEA addition. $\text{AlPO}_4(\text{P/Al mole ratio}=0.4)$ (1.50 g) was added to the solution and stirred for an additional 1 hour. The supported catalyst was filtered from the solution as a brown solid, rinsed twice with dimethylbenzene, and then twice with pentane. 0.4333 g of the catalyst was charged directly to the reactor for polymerization. 3.0 ml of a 0.5% TEA in heptanes solution was charged to the reactor after the catalyst charge but before the isobutane (reactor solvent) charge to purge feedstock poisons.

Run 3: 0.093 g of Product V (prepared in DME solvent) was slurried with 15 ml toluene at ambient temperature. 5.0 ml of a 1M TEA in hexanes solution was added to the solution and stirred for 24 hours. The formation of a brown solution and the complete dissolution of Product V resulted immediately upon TEA addition. $\text{AlPO}_4(\text{P/Al mole ratio}=0.4)$ (1.0 g) was added to the solution and stirred for an additional 24 hours. The supported catalyst was filtered from the solution as a brown solid, rinsed twice with toluene, and then twice with pentane. 0.1564 g of the catalyst was charged directly to the reactor for polymerization. 3.0 ml of a 0.5% TEA in heptanes solution was charged to the reactor after the catalyst charge but before the isobutane (reactor solvent) charge to purge feedstock poisons.

Run 4: 0.080 g of Product I (prepared in THF solvent) was slurried with 15 ml toluene at ambient temperature. 6.0 ml of a 1M TEA in hexanes solution was added and the solution stirred for 16 hours. The formation of a brown solution and the complete dissolution of Product I resulted immediately upon TEA addition. $\text{AlPO}_4(\text{P/Al mole ratio}=0.4)$ (1.50 g) was added to the solution and stirred for an additional 16 hours. The supported catalyst was filtered from the solution as a brown solid, rinsed twice with toluene, and then rinsed twice pentane. 1.1988 g of the catalyst was charged directly to the reactor for polymerization.

Run 5: 0.079 g of Product II (prepared in THF solvent) was slurried with 15 ml toluene at ambient temperature. 2.0 ml of a 1.9M TEA in toluene solution was added to the solution and stirred for 8 hours. The formation of a brown solution and the complete dissolution of Product II resulted immediately upon TEA addition. $\text{AlPO}_4(\text{P/Al mole ratio}=0.4)$ (0.50 g) was added to the solution and stirred for an additional 16 hours. The supported catalyst was filtered from the solution as a brown solid, rinsed twice with toluene, and then twice with pentane. 0.4829 g of the catalyst was charged directly to the reactor for polymerization.

Run 6: 0.071 g of Product V (prepared in THF solvent), which was heated to 80° C. for 4 hours under nitrogen flush to remove residual THF, was slurried with 15 ml toluene at ambient temperature. 2.0 ml of a 1M TEA in hexanes solution was added to the solution and stirred for 1 hour. The formation of a brown solution and the complete dissolution of Product V resulted immediately upon TEA addition. SiO_2 (2.52 g) was added to the solution and stirred for an additional 2 minutes. The supported catalyst was filtered

from the solution as a brown solid, rinsed twice with toluene, and then twice with pentane. All of the catalyst was charged directly to the reactor for polymerization.

Run 7: 0.103 g of Product II (prepared in THF solvent) was slurried with 15 ml toluene at ambient temperature. 1.0 ml of a 1.9M TEA in toluene solution was added to the solution and stirred for 10 minutes. The formation of a brown solution and the complete dissolution of Product II resulted immediately upon TEA addition. Al_2O_3 (2.27 g) was added to the solution and stirred for an additional 2 minutes. The supported catalyst was filtered from the solution as a brown solid, rinsed twice with toluene, and then twice with pentane. 1.2926 g of the catalyst was charged directly to the reactor for polymerization.

Run 8: 0.120 g of Product I (prepared in THF solvent) was slurried with 15 ml toluene at ambient temperature. 2.0 ml of a 1M TEA in hexanes solution was added to the solution and stirred for 2 days. The formation of a brown solution and the complete dissolution of Product I resulted immediately upon TEA addition. SiO_2 (1.0 g) was added to the solution and stirred for an additional 3 weeks. The supported catalyst was filtered from the solution as a brown solid, rinsed twice with toluene, and then twice with pentane. All of the catalyst was charged directly to the reactor for polymerization.

Run 9: 0.106 g of Product III (prepared in THF solvent) was slurried with 15 ml toluene at ambient temperature. 2.5 ml of a 1.9M TEA in toluene solution was added to the solution and stirred for 2 hours. The formation of a brown solution and the complete dissolution of Product III resulted immediately upon TEA addition. $\text{AlPO}_4(\text{P/Al mole ratio}=0.4)$ (0.65 g) was added to the solution and stirred for an additional 2 hours. The supported catalyst was filtered from the solution as a brown solid, rinsed twice with toluene, and then twice with pentane. All of the catalyst was charged directly to the reactor for polymerization. 1.5 ml of a 1.0% TEA in pentane solution was charged to the reactor after the catalyst charge but before the isobutane (reactor solvent) charge to purge feedstock poisons.

Run 10: 0.030 g of Product V (prepared in THF solvent) which was heated to 80° C. for 4 hours under nitrogen flush to remove residual THF was slurried with 15 ml toluene at ambient temperature. 3.0 ml of a 1M TEA in hexanes solution was added to the solution and stirred for 16 hours. The formation of a brown solution and the complete dissolution of Product V resulted immediately upon TEA addition. $\text{AlPO}_4(\text{P/Al}=0.9)$ (2.0 g) was added to the solution and stirred for an additional 16 hours. The supported catalyst was filtered from the solution as a brown solid, rinsed twice with toluene, and then twice with pentane. 0.322/g of catalyst was charged directly to the reactor for polymerization.

Run 11: 0.067 g of Product V (prepared in THF solvent) was slurried with 15 ml pentane at ambient temperature. 4.0 ml of a 1M TEA in hexanes solution was added to the solution and stirred for 24 hours. The formation of a brown solution and the complete dissolution of Product V resulted immediately upon TEA addition. $\text{AlPO}_4(\text{P/Al mole ratio}=0.4)$ (1.0 g) was added to the solution and stirred for an additional 24 hours. The supported catalyst was filtered from the solution as a brown solid, rinsed twice with pentane. All of the catalyst was charged directly to the reactor for polymerization. 3.0 ml of a 0.5% TEA in heptanes solution was charged to the reactor after the catalyst charge but before the isobutane (reactor solvent) charge to purge feedstock poisons.

Run 12: 0.073 g of Product V (prepared in THF solvent), which was heated to 80° C. for 4 hours under nitrogen flush

to remove residual THF, was slurried with 15 ml toluene at ambient temperature. 6.0 ml of a 1M TEA in hexanes solution was added and the solution stirred for 24 hours. The formation of a brown solution and the complete dissolution of Product V resulted immediately upon TEA addition. P/SiO₂ (7.0 g) was added to the solution and stirred for an additional 24 hours which nearly decolorized it. The supported catalyst was filtered from the solution as a brown solid, rinsed twice with toluene, and then twice with pentane. 2.85 g of catalyst was charged directly to the reactor for polymerization.

Run 13: 0.125 g of Product II was slurried with 15 ml diethylbenzene at ambient temperature. 9.0 ml of a 1M TEA in hexanes solution was added to the solution and stirred for 8 hours. The formation of a brown solution and the complete dissolution of Product II resulted immediately upon TEA addition. F/Al₂O₃ (2.0 g) was added to the solution and stirred for an additional 12 hours. The supported catalyst was filtered from the solution as a brown solid, rinsed twice with toluene, and then twice with pentane. 0.5477 g of catalyst was charged directly to the reactor for polymerization.

Run 14: 0.125 g of Product VI was slurried with 15 ml toluene at ambient temperature. 1.5 ml of a 1M TEA in hexanes solution was added and the solution stirred for 10 minutes. The formation of a red/brown solution and the complete dissolution of Product VI resulted immediately upon TEA addition. SiO₂ (2.0 g) was added to the solution and stirred for an additional 1 minute which nearly decolorized it. The supported silica catalyst was filtered from the solution as a red/brown solid, rinsed twice with toluene, and then twice with pentane. All of the catalyst was charged directly to the reactor for polymerization.

Run 15: 0.30 g of Product V (prepared in DME solvent) was dissolved with 15 ml of dimethoxyethane forming a green solution. This solution was then mixed with 0.6 g of AlPO₄(P/Al mole ratio=4.0) (2.00 g) and the mixture was stirred 1 hour. The green supported material was filtered from the solution, rinsed with dimethoxyethane and dried with a nitrogen purge at 90° C. This material was then stirred with 15 ml of toluene and 3 ml of triethylaluminum (Aldrich 1.0M, hexanes) for an additional 3 hours. The brown supported catalyst was collected by filtration, rinsed with pentane, and dried under vacuum. 0.4609 g of the catalyst was charged directly to the reactor for polymerization. 3.0 ml of a 0.5% TEA in heptanes solution was charged to the reactor after the catalyst charge but before the isobutane (reactor solvent) charge to purge feedstock poisons.

Run 16: 0.058 g of Product V (prepared in THF solvent) which was heated to 80° C. for 4 hours under nitrogen flush to remove residual THF was slurried with 15 ml benzene at ambient temperature. 4.0 ml of a 1M TEA in hexanes solution was added and the solution stirred for 2 hours. The formation of a brown solution and the complete dissolution

of Product V resulted immediately upon TEA addition. AlPO₄(P/Al mole ratio=0.4) (1.0 g) was added to the solution and stirred for 1 hour. The supported catalyst was filtered from the solution as a brown solid, rinsed twice with benzene, and then twice with pentane. All of the catalyst was charged directly to the reactor for polymerization. 3.0 ml of a 0.5% TEA in heptanes solution was charged to the reactor after the catalyst charge but before the isobutane (reactor solvent) charge to purge feedstock poisons.

Run 17: 0.1610 g of Product I was charged directly to the reactor at 90° C. The reactor was charged with 1 liter isobutane and pressurized to 550 psig with ethylene. No ethylene consumption was detected, therefore 50 psig of dihydrogen (H₂) was charged to the reactor which did not initiate ethylene consumption. Ethylene consumption was initiated after 2.0 ml of 1M TEA in hexanes solution was charged.

Run 18: 0.3528 g of Product VI was charged directly to the reactor at 90° C. The reactor was charged with 1 liter isobutane and pressurized to 550 psig with ethylene. No ethylene consumption was detected, therefore 2.0 ml of a 1M TEA in hexanes solution was charged which did initiate ethylene consumption.

Run 19: 0.3482 g of Product VI was charged directly to the reactor at 90° C. The reactor was also charged with 2.0 ml of a 1M TEA in hexanes solution prior to a 1 liter isobutane charge. The reactor was then pressurized to 550 psig with ethylene. No ethylene consumption was detected, therefore 30 psi of dihydrogen was charged to the reactor which initiated ethylene consumption.

Run 20: 0.202 g of Product V (prepared in dimethoxyethane (DME) solvent), 6.0 ml of a 1.9M TEA in toluene solution, and 2.0 g of AlPO₄(P/Al mole ratio=0.4) were mixed with 15 ml toluene at ambient temperature. The formation of a brown solution and the complete dissolution of Product V resulted immediately upon mixing. The brown solution was stirred for 48 hours. The supported catalyst was filtered from the solution as a brown solid, rinsed twice with toluene, and then twice with pentane. 0.0671 g of the catalyst was charged directly to the reactor for polymerization. 1.0 ml of a 0.5% TEA in heptanes solution was charged to the reactor after the catalyst charge but before the isobutane (reactor solvent) charge to purge feedstock poisons.

The data in Table XVI show that the inventive chromium compounds can be used either supported (Runs 1-16, 20) or unsupported (Runs 17-19) to polymerize and/or trimerize olefins. Furthermore, conditions can be varied to increase the amount of trimer product (Runs 1-5 and 9) or to have a higher yield of solid, or polymer, product (Runs 6, 7, and 13). Runs 1, 3, and 20 demonstrate that high activities are attainable.

TABLE XVI

Run ^a	Catalyst	Support ^b	Products	Activity ^c
1	(V)/TEA/Toluene	AlPO ₄	98.4% liquids, 1.6% solids	1030
2	(V)/TEA/Diethylbenzene	AlPO ₄	99.4% liquids, 0.6% solids	730
3	(V)/TEA/Toluene	AlPO ₄	99.4% liquids, 0.6% solids	1450
4	(I)/TEA/Toluene	AlPO ₄	98.6% liquids, 1.4% solids	360 ^d
5	(II)/TEA/Toluene	AlPO ₄	98.2% liquids, 1.8% solids	580
6	(V)/TEA/Toluene	SiO ₂	89.0% liquids, 11.0% solids	80
7	(II)/TEA/Toluene	Al ₂ O ₃	55.8% liquids, 44.2% solids	50
8	(I)/TEA/Toluene	SiO ₂	93.3% liquids, 6.7% solids	400
9	(III)/TEA/Toluene	AlPO ₄	99.8% liquids, 0.2% solids	100

TABLE XVI-continued

Run ^a	Catalyst	Support ^b	Products	Activity ^c
10	(V)/TEA/Toluene	AlPO ₄ (.9)	96.8% liquids, 3.2% solids	930
11	(V)/TEA/Pentane	AlPO ₄	(trace) liquids, (trace) solids	unreactive
12	(V)/TEA/Toluene	P/SiO ₂	98.1% liquids, 1.9% solids	90
13	(II)/TEA/Diethylbenzene	F/Al ₂ O ₃	88.0% liquids, 12.0% solids	300
14	(VI)/TEA/Toluene	SiO ₂	94.3% liquids, 5.7% solids	40
15	(V)/DME	AlPO ₄	98.0% liquids, 2.0% solids	550
16	(V)/TEA/Benzene	AlPO ₄	99.1% liquids, 0.9% solids	500
17	(I)/TEA	unsupported	98.3% liquids, 1.7% solids	340
18	(VI)/TEA	unsupported	99.4% liquids, 0.6% solids	180
19	(VI)/TEA	unsupported	98.1% liquids, 1.9% solids	230
20	(V)/TEA/Toluene	AlPO ₄	99.5% liquids, 0.5% solids	2760

^aAll runs were made at 90° C., isobutane solvent, 550 psi total pressure.

^bP/Al mole ratio = 0.4; except Run 10 whereby P/Al mole ratio = 0.9.

^cGrams product/grams catalyst/hour based on 30 min. run times.

^dBelieved to be lower than actual due to experimental error; actual value believe to be near 2000.

TABLE XVII

Run	C4	1-hexene	C6	C8	C10	C12	C14	C16-C28
1	0.05	81.92	7.76	0.49	9.12	0.09	0.52	.05
2	0.10	78.80	7.49	0.58	11.36	0.10	1.01	.56
3	0.06	82.19	7.68	0.45	8.85	0.08	0.58	.11
5	0.10	83.40	7.08	0.62	8.08	0.05	0.42	.25
6	0.55	78.70	5.52	1.84	11.24	0.42	1.26	.47
16	0.06	72.85	13.61	0.31	12.06	0.09	0.93	.09
19	6.03	71.66	6.09	3.61	9.42	1.17	1.41	.61

Example IX

Single crystal x-ray structures were obtained for compound V, Cr(NC₄H₄)₃Cl(O₂C₂H₄)(CH₃)₂)₃Na, shown in FIGS. 7 and 8, and Cr(NC₄H₄)₃Cl(O₂C₂H₄(CH₃)₂), and shown in FIG. 9. These crystals were obtained in accordance with the procedure given in Example III. However, x-ray quality crystals were obtained after the dark green, filtered solution was maintained at ambient temperature and pressure under an inert atmosphere, nitrogen, for a time of about 2 days. Analysis calculated for C₂₄H₄₂N₃O₆CrNaCl: C, 49.78; H, 7.31; N, 7.26% by weight. Found: C, 49.80; H 7.39; N, 7.18% by weight.

The description of the single-crystal sample and mounting used for data collection are as follows:

Color: Green/black

Shape: Rectangular parallelepiped

Dimensions: 0.44×0.62×0.62 mm glass capillary and sealed under Dn

Crystal Mount: Crystal was glued to the inside of a thin-walled glass capillary and sealed under N₂.

Crystal Orientation: Crystal was oriented with its longer edges nearly parallel to the phi axis of the diffractometers.

Width at Half-height from ω Scans: 0.38 °

The space group and cell data are as follows:

Crystal System: Monoclinic

Space Group and Number: P2₁/c-C_{2h}(No. 14)

Number of Computer-Centered Reflections Used in the Least-Square Refinement of the Cell Dimensions:

15 20>25° °C=20±1

Lattice Constants with esd's:

a=8.135(2)Å α=90.00° V=3027(1)Å³

b=22.337(5)Å β=91.67(2)° Z=4

c=16.667(4)Å δ90.00° π=0.71073 Å

Molecular Weight: 579.05 amu

Calculated Density: 1.271 g/cm⁻³

Linear Absorption Coefficient: 0.51 mm⁻¹

Tables XVIII-XXII list the resultant parameters used to generate the molecular structures shown in FIGS. 7 and 8.

TABLE XVIII

Atomic Coordinates for Nonhydrogen Atoms in Crystalline [Cr(NC₄H₄)₃(Cl)(O₂C₂H₄(CH₃)₂)₃Na]^a

Atom	Fractional Coordinates			Equivalent Isotropic Thermal Parameter, B, Å ² × 10 ³
	10 ⁴ x	10 ⁴ y	10 ⁴ z	
Cr	-1030(1)	559(1)	3005(1)	30(1)
Cl	135(1)	-26(1)	1981(1)	41(1)
Na	-2167(2)	-1011(1)	1832(1)	46(1)
N ₁	-3062(4)	65(2)	2907(2)	35(1)
C ₁₁	-4107(5)	63(2)	2251(3)	40(1)
C ₁₂	-5189(5)	-409(2)	2291(3)	51(1)
C ₁₃	-4810(5)	-713(2)	2998(3)	51(1)
C ₁₄	-3512(5)	-414(2)	3361(3)	46(1)
N ₂	-1817(4)	1027(2)	3950(2)	37(1)
C ₂₁	-1188(6)	1558(2)	4234(3)	47(1)
C ₂₂	-2205(7)	1790(2)	4799(3)	60(2)
C ₂₃	-3499(7)	1398(2)	4874(3)	60(2)
C ₂₄	-3248(5)	934(2)	4349(2)	43(1)
N ₃	-1892(4)	1185(2)	2260(2)	35(1)
C ₃₁	-3100(5)	1588(2)	2434(3)	41(1)
C ₃₂	-3573(6)	1901(2)	1757(3)	53(1)
C ₃₃	-2631(6)	1686(2)	1130(3)	51(1)
C ₃₄	-1620(6)	1249(2)	1453(3)	46(1)
O _{1a}	1317(3)	971(1)	3154(2)	40(1)
O _{2a}	153(3)	-12(1)	3878(2)	40(1)
C _{1a}	2459(5)	631(2)	3651(3)	53(1)
C _{2a}	1443(6)	329(2)	4268(3)	53(1)
C _{3a}	2156(6)	1247(2)	2495(3)	58(2)
C _{4a}	653(6)	-625(2)	3733(3)	49(1)
O _{1b}	-2558(4)	-783(2)	398(2)	62(1)
O _{2b}	-3877(5)	-1772(2)	1111(2)	76(1)
C _{1b}	-3618(9)	-1166(3)	-25(4)	89(2)
C _{2b}	-3627(9)	-1765(3)	302(4)	83(2)
C _{3b}	-2410(8)	-207(3)	61(4)	79(2)
C _{4b}	-4149(9)	-2328(3)	1440(5)	106(3)
O _{1c}	-1334(4)	-1823(2)	2911(2)	65(1)
O _{2c}	235(5)	-1589(2)	1529(3)	87(2)
C _{1c}	71(7)	-2144(3)	2724(4)	83(2)
C _{2c}	951(8)	-1913(4)	2067(4)	107(3)

TABLE XVIII-continued

Atomic Coordinates for Nonhydrogen Atoms in Crystalline [Cr(NC ₄ H ₄) ₃ (Cl)(O ₂ C ₂ H ₄ (CH ₃) ₂) ₃ Na] ^a				
Atom	Fractional Coordinates			Equivalent Isotropic Thermal Parameter, B, Å ² × 10 ^c
Type ^b	10 ⁴ x	10 ⁴ y	10 ⁴ z	
C _{3c}	-2090(8)	-2017(3)	3614(4)	83(2)
C _{4c}	1224(8)	-1393(3)	900(4)	88(2)

^aThe numbers in parentheses are the estimated standard deviations in the last significant digit.

^bAtoms are labeled in agreement with FIG. 7.

^cThis is one-third of the trace of the orthogonalized B_{ij} tensor.

TABLE XIX

Anisotropic Thermal Parameters for Nonhydrogen Atoms in Crystalline [Cr(NC ₄ H ₄) ₃ (Cl)(O ₂ C ₂ H ₄ (CH ₃) ₂) ₃ Na] ^{a,b}						
Atom	Anisotropic Thermal Parameter (Å ² × 10)					
Type ^c	B ₁₁	B ₂₂	B ₃₃	B ₁₂	B ₁₃	B ₂₃
Cr	28(1)	31(1)	30(1)	2(1)	-0(1)	-2(1)
Cl	39(1)	43(1)	41(1)	2(1)	5(1)	-9(1)
Na	47(1)	48(1)	44(1)	0(1)	3(1)	-4(1)
N ₁	31(1)	39(2)	35(2)	0(1)	2(1)	-3(1)
C ₁₁	31(2)	47(2)	41(2)	0(2)	-1(2)	-7(2)
C ₁₂	33(2)	59(3)	61(3)	-3(2)	-4(2)	-16(2)
C ₁₃	35(2)	39(2)	79(3)	-6(2)	8(2)	3(2)
C ₁₄	39(2)	45(2)	54(2)	1(2)	2(2)	10(2)
N ₂	36(2)	38(2)	36(2)	7(1)	-3(1)	-8(1)
C ₂₁	55(2)	38(2)	47(2)	9(2)	-6(2)	-5(2)
C ₂₂	88(3)	46(3)	44(2)	32(2)	-9(2)	-12(2)
C ₂₃	65(3)	74(3)	42(2)	32(2)	7(2)	0(2)
C ₂₄	37(2)	55(2)	37(2)	14(2)	-0(2)	1(2)
N ₃	38(2)	35(2)	32(2)	3(1)	0(1)	-0(1)
C ₃₁	35(2)	43(2)	43(2)	6(2)	-3(2)	1(2)
C ₃₂	52(2)	47(2)	58(3)	8(2)	-11(2)	6(2)
C ₃₃	62(3)	51(3)	39(2)	-2(2)	-8(2)	12(2)
C ₃₄	52(2)	45(2)	40(2)	-1(2)	2(2)	2(2)
O _{1a}	32(1)	40(1)	50(2)	-1(1)	-3(1)	-5(1)
O _{2a}	40(1)	38(1)	41(1)	6(1)	-7(1)	-1(1)
C _{1a}	33(2)	50(3)	73(3)	4(2)	-13(2)	-10(2)
C _{2a}	53(2)	55(3)	51(2)	10(2)	-24(2)	-10(2)
C _{3a}	45(2)	53(3)	76(3)	-15(2)	8(2)	-5(3)
C _{4a}	50(2)	40(2)	58(3)	12(2)	-8(2)	-1(2)
O _{1b}	76(2)	63(2)	47(2)	-14(2)	-5(2)	1(2)
O _{2b}	101(3)	62(2)	63(2)	-28(2)	-5(2)	-2(2)
C _{1b}	120(5)	91(4)	56(3)	-29(4)	-25(3)	-3(3)
C _{2b}	116(5)	64(3)	68(4)	-18(3)	-24(3)	-12(3)
C _{3b}	81(4)	84(4)	72(4)	-9(3)	-1(3)	19(3)
C _{4b}	118(5)	84(4)	113(5)	-51(4)	-38(4)	29(4)
O _{1c}	61(2)	64(2)	70(2)	8(2)	0(2)	4(2)
O _{2c}	74(2)	76(3)	112(3)	29(2)	31(2)	30(2)
C _{1c}	73(3)	65(3)	113(5)	23(3)	9(3)	25(3)
C _{2c}	83(4)	143(6)	96(5)	61(4)	24(4)	14(5)
C _{3c}	84(4)	64(3)	101(5)	-8(3)	3(4)	16(3)
C _{4c}	77(4)	98(5)	90(5)	13(3)	29(3)	-5(4)

^aThe numbers in parentheses are the estimated standard deviations in the last significant digit.

^bThe form of the anisotropic thermal parameter is given in reference 8 on page 6 of the crystal structure analysis report.

^cAtoms are labeled in agreement with FIG. 7.

TABLE XX

Atomic Coordinates for Hydrogen Atoms in Crystalline [Cr(NC ₄ H ₄) ₃ (Cl)(O ₂ C ₂ H ₄ (CH ₃) ₂) ₃ Na] ^a			
Atom	Fractional Coordinates		
Type ^b	10 ⁴ x	10 ⁴ y	10 ⁴ z
H ₁₁	-4089	350	1823
H ₁₂	-6043	-509	1905
H ₁₃	-5349	-1064	3195
H ₁₄	-2993	-526	3863
H ₂₁	-188	1740	4063
H ₂₂	-2044	2158	5089
H ₂₃	-4404	1441	5226
H ₂₄	-3967	597	4273
H ₃₁	-3554	1644	2954
H ₃₂	-4392	2210	1720
H ₃₃	-2680	1817	581
H ₃₄	-840	1021	1159
H _{1aa}	3014	339	3336
H _{1ab}	3254	892	3906
H _{2aa}	967	626	4606
H _{2ab}	2127	67	4588
H _{3aa}	1391	1487	2185
H _{3ab}	2589	938	2162
H _{3ac}	3040	1495	2696
H _{4aa}	-256	-834	3484
H _{4ab}	926	-806	4242
H _{4ac}	1586	-646	3395
H _{1ba}	-4712	-1006	-11
H _{1bb}	-3277	-1186	-570
H _{2ba}	-2588	-1951	204
H _{2bb}	-4492	-1988	37
H _{3ba}	-1696	26	407
H _{3bb}	-3461	-14	7
H _{3bc}	-1935	-243	-458
H _{4ba}	-4380	-2289	2000
H _{4bb}	-3108	-2524	1385
H _{4bc}	-4998	-2561	1178
H _{1ca}	795	-2146	3189
H _{1cb}	-255	-2547	2596
H _{2ca}	1398	-2252	1795
H _{2cb}	1831	-1676	2294
H _{3ca}	-3168	-1848	3661
H _{3cb}	-1397	-1884	4055
H _{3cc}	-2164	-2446	3624
H _{4ca}	456	-1357	454
H _{4cb}	2033	-1690	780
H _{4cc}	1756	-1015	996

^aThe 6 methyl groups were refined as rigid rotors with sp³-hybridized geometry and C—H bond lengths of 0.96 Å. The initial orientation of each methyl group was determined from difference Fourier positions for the hydrogen atoms. The final orientation of each methyl group was determined by three rotational parameters. The refined positions for the rigid rotor methyl groups gave O—C—H angles which ranged from 103° to 115°. The remaining hydrogen atoms were included in the structure factor calculations as idealized atoms (assuming sp²- or sp³-hybridization of the carbon atoms and a C—H bond length of 0.96 Å) "riding" on their respective carbon atoms. The isotropic thermal parameter of each hydrogen was fixed at 1.2 times the equivalent isotropic thermal parameter of the carbon atom to which it is covalently bonded.

^bHydrogens are labeled with the same subscripts as their carbon atoms with an additional literal subscript (a, b or c) where necessary to distinguish between hydrogen atoms bonded to the same carbon.

TABLE XXI

Bond Lengths Involving Nonhydrogen Atoms in Crystalline [Cr(NC ₄ H ₄) ₃ (Cl)(O ₂ C ₂ H ₄ (CH ₃) ₂) ₃ Na] ^a			
Type ^b	Length, Å	Type ^b	Length, Å
Cr—Cl	2.369(1)	Cr—N ₁	1.990(3)
		Cr—N ₂	2.010(3)
Cr—O _{1a}	2.128(3)	Cr—N ₃	1.986(3)
Cr—O _{2a}	2.142(3)		
N ₁ —C ₁₁	1.365(5)	C ₁₁ —C ₁₂	1.376(6)
N ₁ —C ₁₄	1.366(6)	C ₁₂ —C ₁₃	1.386(7)

TABLE XXI-continued

Bond Lengths Involving Nonhydrogen Atoms in Crystalline [Cr(NC ₄ H ₄) ₃ (Cl)(O ₂ C ₂ H ₄ (CH ₃) ₂) ₃ Na] ^a			
Type ^b	Length, Å	Type ^b	Length, Å
N ₂ —C ₂₁	1.370(6)	C ₁₃ —C ₁₄	1.376(6)
N ₂ —C ₂₄	1.374(5)	C ₂₁ —C ₂₂	1.373(7)
N ₃ —C ₃₁	1.370(5)	C ₂₂ —C ₂₃	1.377(8)
N ₃ —C ₃₄	1.376(6)	C ₂₃ —C ₂₄	1.375(7)
		C ₃₁ —C ₃₂	1.373(7)
O _{1a} —C _{1a}	1.443(5)	C ₃₂ —C ₃₃	1.399(7)
O _{1a} —C _{3a}	1.448(6)	C ₃₃ —C ₃₄	1.375(7)
O _{2a} —C _{2a}	1.437(5)		
O _{2a} —C _{4a}	1.450(5)	C _{1a} —C _{2a}	1.498(7)
O _{1b} —C _{1b}	1.391(8)	C _{1b} —C _{2b}	1.445(9)
O _{1b} —C _{3b}	1.410(7)	C _{1c} —C _{2c}	1.422(10)
O _{2b} —C _{2b}	1.370(7)		
O _{2b} —C _{4b}	1.379(8)	Na . . . Cr	4.108(2)
O _{1c} —C _{1c}	1.392(7)		
O _{1c} —C _{3c}	1.408(8)	Na—Cl	2.896(2)
O _{2c} —C _{2c}	1.278(9)		
O _{2c} —C _{4c}	1.409(8)	Na—N ₁	3.098(4)
Na—C ₁₁	2.967(5)	Na—O _{1b}	2.454(4)
Na—C ₁₂	2.924(5)	Na—O _{2b}	2.483(4)
Na—C ₁₃	3.015(5)	Na—O _{1c}	2.629(5)
Na—C ₁₄	3.104(5)	Na—O _{2c}	2.408(5)
Na—C _{g1} ^c	2.788(—)		

^aThe numbers in parentheses are the estimated standard deviations in the last significant digit.

^bAtoms are labeled in agreement with FIG. 7.

^cThe symbol C_{g1} is used to designate the center of gravity for the five-membered ring containing N₁, C₁₁, C₁₂, C₁₃, and C₁₄; this value is therefore listed without an estimated standard deviation.

TABLE XXII

Bond Angles Involving Nonhydrogen Atoms in Crystalline [Cr(NC ₄ H ₄) ₃ (Cl)(O ₂ C ₂ H ₄ (CH ₃) ₂) ₃ Na] ^a			
Type ^b	Angle, deg.	Type ^b	Angle, deg.
ClCrN ₁	89.1(1)	ClCrN ₂	173.9(1)
N ₁ CrN ₂	94.0(1)	ClCrN ₃	94.5(1)
N ₁ CrN ₃	93.5(1)	N ₂ CrN ₃	90.5(1)
ClCrO _{1a}	86.9(1)	N ₁ CrO _{1a}	171.9(1)
N ₂ CrO _{1a}	89.4(1)	N ₃ CrO _{1a}	93.8(1)
ClCrO _{2a}	88.9(1)	N ₁ CrO _{2a}	94.7(1)
N ₂ CrO _{2a}	85.7(1)	N ₃ CrO _{2a}	171.2(1)
O _{1a} CrO _{2a}	78.2(1)		
CrN ₁ C ₁₁	124.4(3)	C ₁₁ N ₁ C ₁₄	105.7(3)
CrN ₁ C ₁₄	128.6(3)	C ₂₁ N ₂ C ₂₄	106.1(4)
CrN ₂ C ₂₁	126.6(3)	C ₃₁ N ₃ C ₃₄	106.0(3)
CrN ₂ C ₂₄	126.5(3)		
CrN ₃ C ₃₁	125.0(3)	CrO _{1a} C _{1a}	113.5(2)
CrN ₃ C ₃₄	128.3(3)	CrO _{1a} C _{3a}	122.5(3)
		C _{1a} O _{1a} C _{3a}	110.5(3)
N ₁ C ₁₁ C ₁₂	110.3(4)	CrO _{2a} C _{2a}	107.4(2)
C ₁₁ C ₁₂ C ₁₃	106.9(4)	CrO _{2a} C _{4a}	124.9(3)
C ₁₂ C ₁₃ C ₁₄	106.5(4)	C _{2a} O _{2a} C _{4a}	111.8(3)
N ₁ C ₁₄ C ₁₃	110.6(4)	C _{1b} O _{1b} C _{3b}	114.7(4)
N ₂ C ₂₁ C ₂₂	109.7(4)	C _{2b} O _{2b} C _{4b}	115.6(5)
C ₂₁ C ₂₂ C ₂₃	107.4(4)	C _{1c} O _{1c} C _{3c}	114.2(5)
C ₂₂ C ₂₃ C ₂₄	107.1(4)	C _{2c} O _{2c} C _{4c}	116.0(5)
N ₂ C ₂₄ C ₂₃	109.7(4)		
N ₃ C ₃₁ C ₃₂	110.3(4)	O _{1a} C _{1a} C _{2a}	105.8(3)
C ₃₁ C ₃₂ C ₃₃	107.0(4)	O _{2a} C _{2a} C _{1a}	109.8(4)
C ₃₂ C ₃₃ C ₃₄	106.6(4)	O _{1b} C _{1b} C _{2b}	112.8(5)
N ₃ C ₃₄ C ₃₃	110.2(4)	O _{2b} C _{2b} C _{1b}	112.6(5)
		O _{1c} C _{1c} C _{2c}	114.9(6)
ClNaC _{g1} ^c	83.6(—)	O _{2c} C _{2c} C _{1c}	121.1(6)
ClNaO _{1b}	89.5(1)	C _{g1} NaO _{1b} ^c	111.1(—)
ClNaO _{2b}	156.0(1)	C _{g1} NaO _{2b} ^c	110.2(—)
ClNaO _{1c}	108.2(1)	C _{g1} NaO _{1c} ^c	99.4(—)
ClNaO _{2c}	84.2(1)	C _{g1} NaO _{2c} ^c	155.9(—)
ClNaN ₁	61.5(1)	O _{1b} NaO _{2b}	67.4(2)
ClNaC ₁₁	73.3(2)	O _{1b} NaO _{1c}	146.4(2)
ClNaC ₁₂	100.0(2)	O _{1b} NaO _{2c}	89.4(2)
ClNaC ₁₃	104.4(2)	O _{2b} NaO _{1c}	89.3(2)

^aThe numbers in parentheses are the estimated standard deviations in the last significant digit.

^bAtoms are labeled in agreement with FIG. 7.

^cThe symbol C_{g1} is used to designate the center of gravity for the five-membered ring containing N₁, C₁₁, C₁₂, C₁₃, and C₁₄; this value is therefore listed without an estimated standard deviation.

TABLE XXII-continued

Bond Angles Involving Nonhydrogen Atoms in Crystalline [Cr(NC ₄ H ₄) ₃ (Cl)(O ₂ C ₂ H ₄ (CH ₃) ₂) ₃ Na] ^a			
Type ^b	Angle, deg.	Type ^b	Angle, deg.
ClNaC ₁₄	81.1(2)	O _{2b} NaO _{2c}	88.8(2)
		O _{1c} NaO _{2c}	65.1(2)
N ₁ NaC ₁₁	25.9(2)		
N ₁ NaC ₁₄	25.5(2)	N ₁ NaC ₁₂	43.8(2)
C ₁₁ NaC ₁₂	27.0(2)	N ₁ NaC ₁₃	43.2(2)
C ₁₂ NaC ₁₃	26.9(2)	C ₁₁ NaC ₁₃	43.5(2)
C ₁₃ NaC ₁₄	25.9(2)	C ₁₂ NaC ₁₄	42.9(2)
		C ₁₁ NaC ₁₄	41.9(2)

^aThe numbers in parentheses are the estimated standard deviations in the last significant digit.

^bAtoms are labeled in agreement with FIG. 7.

^cThe symbol C_{g1} is used to designate the center of gravity for the five-membered ring containing N₁, C₁₁, C₁₂, C₁₃, and C₁₄; this value is therefore listed without an estimated standard deviation.

Example X

Run 1001

0.14 g (0.29 mmol) of chromium (III) 2-ethylhexanoate (CrEH₃), [Cr(C₈H₁₅O₂)₃], was weighed into a 25 ml pressure tube. The tube was capped with a self sealing crown cap. 0.062 ml (0.80 mmol) pyrrole (PyH), [C₄NH₅] and cyclohexane, used as a diluent, were added via syringe to form a solution, which was about 8 ml total volume.

0.9 ml of a 1.1M solution (0.99 mmol) of triethylaluminum (TEA), [Al(C₂H₅)₃], in heptane and a 0.9 ml aliquot of the CrEH₃/PyH solution were added under a counterflow of ethylene (CP grade) to a 1 liter autoclave reactor, containing 300 mL cyclohexane, to form a catalyst system. The reactor was sealed and ethylene addition stopped until the reactor temperature reached a reaction temperature of 80° C. The ethylene pressure was increased to a total reactor pressure of 550 psig. Ethylene was then fed on demand for a 30 minute run time. At the end of the run, a sample of the liquid reaction product mixture was taken and analyzed via capillary gas chromatography. The remaining reaction product mixture was evaporated and the amount of solid product was determined. The results are summarized below in Table XXIII.

Run 1002

The procedure described in Run 1001 was followed except 8 ml of a 1.1M solution (8.8 mmol) of TEA in heptane was added directly to the CrEH₃/PyH solution to form a solution (10 ml total volume) and not to the reactor. A 0.7 ml aliquot of the CrEH₃/PyH/TEA solution was added to the autoclave reactor. No additional TEA was introduced into the reactor. The results are summarized below in Table XXIII.

Run 1003

The procedure described in Run 1002 was followed except 0.10 g (0.29 mmol) chromium (III) acetylacetonate (Cracac₃), [Cr(C₅H₇O₂)₃], was substituted for CrEH₃ and 6 ml of a 1.1M solution TEA (6.6 mmol) in heptane was used in the formation of a Cracac₃/PyH/TEA solution (8 ml total volume). A 1.4 ml aliquot of the Cracac₃/PyH/TEA solution was added to the autoclave reactor. The results are summarized below in Table XXIII.

45

Run 1004

The procedure described in Run 1001 was followed except 0.9 ml of a 1M solution (0.9 mmol) of diethylaluminum chloride (DEAC), $[\text{AlCl}(\text{C}_2\text{H}_5)_2]$, in hexanes was added to the CrEH_3/PyH solution to form a $\text{CrEH}_3/\text{PyH}/\text{DEAC}$ solution. A 0.65 ml aliquot of the $\text{CrEH}_3/\text{PyH}/\text{DEAC}$ solution and 0.9 ml of a 1.1M solution (0.99 mmol) of TEA in heptane were added to the autoclave reactor. The results are summarized below in Table XXIII.

Run 1005

The procedure described in Run 1001 was followed except 0.9 ml of a 1M solution (0.9 mmol) of DEAC in hexanes was added to the CrEH_3/PyH solution and the resultant $\text{CrEH}_3/\text{PyH}/\text{DEAC}$ solution was aged for 1 day at ambient temperature and pressure, under dry nitrogen. A 0.65 ml aliquot of the aged $\text{CrEH}_3/\text{PyH}/\text{DEAC}$ solution+0.9 ml of a 1.1M solution (0.99 mmol) of TEA in heptane were added to the autoclave reactor. The results are summarized below in Table XXIII.

Run 1006

The procedure described in Run 1001 was followed except a solution was prepared using 0.13 ml pyrrole. Additionally, 1.0 ml of a 0.1M solution (0.1 mmol) of DEAC in hexanes was added along with the TEA to the reactor. A 0.9 ml aliquot of the CrEH_3/PyH solution was used. The results are summarized below in Table XXIII.

46

heptanes. The final solution volume was about 5 ml. A 1.0 ml aliquot of the $\text{CrPy}_3/\text{PyH}/\text{TEA}$ solution was used. The results are summarized below in Table XXIII.

Run 1009

The procedure described in Run 1008 was followed except 1.8 ml of a 1.9M TEA solution (3.42 mmol) in toluene was used, and toluene was substituted for cyclohexane in the formation of the $\text{CrPy}_3/\text{PyH}/\text{TEA}$ solution. Thus, an excess of toluene was present in the reactor. A 1.4 ml aliquot of the $\text{CrPy}_3/\text{PyH}/\text{TEA}$ solution was used. The results are summarized below in Table XXIII.

Run 1010

The procedure described in Run 1008 was followed except no neat PyH was added during the preparation of a CrPy_3/TEA solution. A 1.4 ml aliquot of the CrPy_3/TEA solution, in cyclohexane, was used. The results are summarized below in Table XXIII.

Run 1011

The procedure described in Run 1009 was followed except no neat PyH was added during the preparation of a CrPy_3/TEA solution. A 1.4 ml aliquot of the CrPy_3/TEA solution, in toluene, was used. Thus, an excess of toluene was present in the reactor. The results are summarized below in Table XXIII.

TABLE XXIII

Run	mg Cr (elemental) Charged	Activity (g product/ g Cr/Hr)	Total Product Yield, g	Homogeneous Catalyst Systems		Liquid Product Distribution, Weight Percent						
				Wt. %	Wt. %	$\text{C}_4 =$	$1-\text{C}_6 =$	$\text{C}_6 =$	$\text{C}_8 =$	$\text{C}_{10} =$	$\text{C}_{12} =$	$\text{C}_{14} =$
				Liquid	Solid							
1001	1.6	11,000	8.8	94	6	2	—	89 ^a	2	6	<1	<1
1002	0.96	8,800	4.2	88	12	1	87	5	2	4	<1	<1
1003	2.6	9,800	12.8	64	36	2	81	4	4	5	1	1
1004	1.1	15,000	8.5	98	2	<1	—	92 ^a	1	6	<1	<1
1005	1.1	26,000	14.9	98	2	<1	88	4	6	<1	<1	<1
1006	1.5	12,000	9.0	98	2	<1	—	97 ^a	1	2	<1	<1
1007	2.6	3,500	4.6	50	50	2	86	4	3	3	<1	<1
1008	2.5	8,300	10.5	>99	<1	1	83	5	<1	8	<1	1
1009	2.5	4,100	5.2	99	1	1	88	4	1	6	<1	<1
1010	2.5	7,100	8.9	97	3	<1	82	6	1	8	<1	1
1011	2.5	3,300	4.2	98	2	<1	89	4	1	5	<1	<1

^aTotal hexenes.

Run 1007

The procedure described in Run 1003 was followed except 3 ml of a 1.9M solution (5.7 mmol) of TEA in toluene was used and toluene was substituted for the cyclohexane diluent in the formation of the $\text{CrEH}_3/\text{PyH}/\text{TEA}$ solution. Thus, an excess of toluene was present in the reactor. A 0.9 ml aliquot of the $\text{CrEH}_3/\text{PyH}/\text{TEA}$ solution was used. The results are summarized below in Table XXIII.

Run 1008

The procedure described in Run 1002 was followed except 0.10 g of a chromium (III) pyrrolide (CrPy_3), $[\text{Cr}(\text{C}_4\text{H}_4\text{N})_3\text{ClNa}(\text{C}_4\text{H}_{10}\text{O}_2)_3]$ (0.17 mmol) was substituted for CrEH_3 , and a solution was prepared using 0.04 ml (0.52 mmol) PyH and 3.5 ml of a 1.1M TEA (3.85 mmol) in

Example XI

It should be noted that the results in Table XXIII, from Example X, and the results in Table XXIV, from Example XI, are not directly comparable, due to reactions conducted in different reactors, under different conditions, by the use of different ethylene and cyclohexane feedstocks, as well as different diluents. However, direct comparisons within each Example can be made.

Run 2001

0.30 g (0.62 mmol) of chromium (III) 2-ethylhexanoate (CrEH_3) (10.15 wt % Cr) was combined with 0.12 ml (1.73 mmol) of neat pyrrole (PyH) in 10 ml of toluene. 2.8 ml of 1.9M triethylaluminum (TEA) solution (5.32 mmol) in toluene was added, and the $\text{CrEH}_3/\text{PyH}/\text{TEA}$ solution was

stirred for 30 minutes under dry nitrogen, at ambient temperature and pressure. The dark brown CrEH₃/PyH/TEA solution was filtered and excess toluene was removed by vacuum stripping, which resulted in 1.0 ml of a dark brown oil, used as catalyst system. Under a counterflow of ethylene, 0.5 ml (0.15 g CrEH₃; 15.2 mg Cr) of the catalyst system and 4.0 ml of nonane (reactor internal standard) were added to a 2 liter autoclave reactor at 80° C., which contained 1.2 liters of cyclohexane. The reactor was then pressurized with ethylene to 550 psig, and the reaction was run for 30 minutes, with ethylene being fed on demand.

The results are summarized below in Table XXIV.

Run 2002

The procedure described in Run 2001 was followed except diethylaluminum chloride was added in addition to the CrEH₃/PyH/TEA solution.

0.53 g (1.10 mmol) of CrEH₃ (10.15 wt. % Cr) was combined with 0.52 ml (7.5 mmol) of neat PyH in 15 ml of toluene and stirred for 5 min. 9.0 ml of a 1.9M TEA solution (17.1 mmol) in toluene was added, and the CrEH₃/PyH/TEA solution was stirred overnight under dry nitrogen at ambient temperature and pressure. Excess toluene was removed from the resultant dark brown solution via vacuum stripping, which resulted in 2.5 ml of a dark brown oil. 0.5 ml (10.8 mg; 0.21 mmole Cr) of the dark brown oil was combined with 1.0 ml of a 0.87M (0.87 mmol) diethylaluminum chloride (DEAC) solution in nonane, and the CrEH₃/PyH/DEAC solution was stirred overnight under dry nitrogen, at ambient temperature and pressure. The resultant product was used as the catalyst system. Under a counterflow of ethylene, 1.3 ml (9.4 mg Cr; 0.18 mmol Cr) of the catalyst system and 4.0 ml of nonane (reactor internal standard) were charged directly to 2 a liter reactor at 80° C., which contained 1.2 liters of cyclohexane. The reactor was then pressurized with ethylene to 550 psig, and the reaction was run for 30 minutes with ethylene being fed on demand.

The results are summarized below in Table XXIV.

Run 2003

0.33 g (0.68 mmol) of CrEH₃ (10.15 wt. % Cr) was combined with 0.13 ml (1.87 mmol) of neat PyH in 10 ml of toluene and stirred 5 min. 1.9 ml of a 1M (1.9 mmol) DEAC solution in hexanes was added and the CrEH₃/PyH/DEAC solution was stirred for 30 minutes under dry nitrogen, at ambient temperature and pressure, which resulted in a light yellow/green solution. 5.1 ml of a 1.9M (9.7 mmol) triethylaluminum (TEA) solution in toluene was added, and the CrEH₃/PyH/DEAC/TEA solution was stirred for 0.5 hr, which resulted in a dark yellow/brown solution. Excess toluene and hexane was removed from the dark yellow/brown CrEH₃/PyH/DEAC/TEA solution via vacuum stripping, with a dark yellow/brown oil remaining. The yellow/brown oil was dissolved and brought to a total volume of 25 ml in cyclohexane and used as a catalyst system (1.32 mg Cr/ml). Under a counterflow of ethylene, 7.0 ml (9.2 mg Cr; 0.178 mmol Cr) of the catalyst system and 4.0 ml of nonane (reactor internal standard) were charged directly to a 2 liter reactor at 80° C., which contained 1.2 liters of cyclohexane. The reactor was then pressurized with ethylene to 550 psig and the reaction was run for 30 minutes with ethylene being fed on demand.

The results are summarized below in Table XXIV.

Run 2004

The procedure described in Run 2002 was followed, except the CrEH₃/PyH/TEA/DEAC solution was diluted with cyclohexane prior to charging to the reactor, and dihydrogen gas (H₂) (50 psig) was added to the reactor prior to pressurizing the reactor with ethylene.

0.30 g (0.62 mmol) of CrEH₃ (10.15% Cr) was combined with 0.12 ml (1.73 mmole) of neat PyH in 10 ml of toluene. 1.7 ml of a 1M (1.7 mmol) DEAC solution in hexanes was added and the CrEH₃/PyH/DEAC solution was stirred for 5 minutes under dry nitrogen, at ambient temperature and pressure. 1.8 ml of a 1.9M (3.42 mmol) TEA solution in toluene was added and the CrEH₃/PyH/DEAC/TEA solution was stirred for 30 minutes under dry nitrogen, at ambient temperature and pressure. The resultant dark brown solution was filtered and excess toluene and hexanes were removed via vacuum stripping, which resulted in 0.8 ml of a dark yellow/brown oil and was used as a catalyst system. Under a counterflow of ethylene, 0.4 ml (15.2 mg Cr; 0.29 mmole Cr) of the catalyst system and 4.0 ml of nonane (reactor internal standard) were charged directly to the 2 liter reactor at 80° C., which contained 1.2 liters of cyclohexane, 50 psig of dihydrogen (H₂) gas was charged to the reactor, followed by pressurization with ethylene to 550 psig. The reaction was run for 30 minutes with ethylene being fed on demand.

The results are summarized below in Table XXIV.

Run 2005

In a 500 ml Schlenk flask 1.98 g (3.4 mmol) of CrPy₃ (11.1 wt. % Cr) was combined with 40 ml of toluene and 54 ml of a 1.9M (102.6 mmol) TEA solution in toluene. The resulting dark brown reaction mixture was stirred for 1 hour under dry nitrogen, at ambient temperature and pressure. Excess toluene was removed via vacuum stripping, which resulted in 13 ml of a dark yellow/brown oil and a small quantity of a light-colored precipitate. The dark yellow/brown oil was separated, collected by syringe from the precipitate, and used as the catalyst system. 2.0 ml of the catalyst system was diluted with 27 ml of cyclohexane and aged for 3 days under dry nitrogen, at ambient temperature and pressure before using.

Under a counterflow of ethylene, 8.0 ml (9.3 mg; 0.18 mmole Cr) of the catalyst system/cyclohexane solution and 4.0 ml of nonane (reactor internal standard) were charged directly to a 2 liter autoclave reactor at 80° C., which contained 1.2 liters of cyclohexane. The reactor was then pressurized with ethylene to 550 psig and the reaction was run for 30 minutes with ethylene being fed on demand.

The results are summarized below in Table XXIV.

Run 2006

The procedure described in Run 2005 was followed except less reactants were used and less aging time was used.

In a 500 ml Schlenk flask 0.25 g (0.432 mmol) of CrPy₃ (11.1 wt. % Cr) was combined with 10 ml of toluene and 3.4 ml of a 1.9M (6.46 mmol) TEA solution in toluene. The resulting dark brown reaction mixture was stirred for 30 minutes under dry nitrogen, at ambient temperature and pressure. Excess toluene was removed via vacuum stripping, which resulted in a dark brown oil. All of the dark brown oil was diluted to a total volume of 25 ml with cyclohexane, resulting in a solution containing 1.11 mg Cr/ml, which was used as the catalyst system.

49

Under a counterflow of ethylene, 8.0 ml (8.88 mg; 0.171 mmole Cr) of the catalyst system/cyclohexane solution and 4.0 ml of nonane (reactor internal standard) were charged directly to a 2 liter autoclave reactor at 80° C., which contained 1.2 liters of cyclohexane. The reactor was then

pressurized with ethylene to 350 psig and the reaction was run for 30 minutes with ethylene being fed on demand.

The results are summarized below in Table XXIV.

Run 2007

The procedure described in Run 2005 was followed except excess toluene was present in the trimerization reactor.

In a 500 ml Schlenk flask 1.98 g (3.4 mmol) of CrPy₃ (11.1 wt. % Cr) was combined with 40 ml of toluene and 54 ml of a 1.9M (102.6 mmol) TEA solution in toluene. The resulting dark brown reaction mixture was stirred for 1 hour under dry nitrogen, at ambient temperature and pressure. Excess toluene was removed via vacuum stripping, which resulted in 13 ml of a dark yellow/brown oil and a small quantity of a light-colored precipitate. The dark yellow/brown oil was separate, collected by syringe from the precipitate, and used as the catalyst system. 2.0 ml of the catalyst system was diluted with 27 ml of cyclohexane and aged for 3 days under dry nitrogen, at ambient temperature and pressure before using.

Under a counterflow of ethylene, 0.5 ml (8.5 mg; 0.163 mmole Cr) of the catalyst system/cyclohexane solution, 4.5 ml of toluene, and 4.0 ml of nonane (reactor internal standard) were charged directly to a 2 liter autoclave reactor at 80° C., which contained 1.2 liters of cyclohexane. The reactor was then pressurized with ethylene to 550 psig and the reaction was run for 30 minutes with ethylene being fed on demand.

The results are summarized below in Table XXIV.

Run 2008

0.28 g (0.802 mmol) of Cracac₃ was combined with 0.17 ml (2.45 mmol) of neat pyrrole in 10 ml of toluene and stirred under dry nitrogen, at ambient temperature and pressure for 5 minutes. Then, 6.3 ml of a 1.9M (12.0 mmol) TEA solution in toluene was added. The resulting dark brown reaction mixture was stirred for 30 minutes under dry nitrogen, at ambient temperature and pressure. Excess toluene was removed via vacuum stripping, which resulted in a dark yellow/brown oil. All of the dark yellow/brown oil was diluted to a volume of 25 ml with cyclohexane, resulting in a solution containing 0.0112 g Cracac₃/ml, which was used as the catalyst system.

Under a counterflow of ethylene 7.0 ml (15.2 mg; 0.293 mmole Cr) of the catalyst system/cyclohexane solution and 4.0 ml of nonane (reactor internal standard) were charged directly to a 2 liter autoclave reactor at 80° C., which contained 1.2 liters of cyclohexane. The reactor was then pressurized with ethylene to 550 psig and the reaction was run for 30 minutes with ethylene being fed on demand.

The demands are summarized below in Table XXIV.

Run 2009

The procedure described in Run 2008 was followed except chromium (III) naphthenate was the chromium source.

50

0.33 g (0.508 mmol) of CrNaph₃ (8.0 wt. % Cr) was combined with 0.12 (1.73 mmol) of neat pyrrole in 10 ml of toluene and stirred under dry nitrogen at ambient temperature and pressure for 5 minutes. Then, 4.6 ml of a 1.9M (8.74 mmol) TEA solution in toluene was added. The resulting dark brown reaction mixture was stirred for 30 minutes under dry nitrogen, at ambient temperature and pressure. Excess toluene was removed via vacuum stripping, which resulted in a dark yellow/brown oil. All of the dark yellow/brown oil was diluted to a total volume of 25 ml with cyclohexane, resulting in a solution containing 1.056 mg Cr/ml, which was used as the catalyst system.

Under a counterflow of ethylene, 7.0 ml (7.39 mg; 0.142 mmole Cr) of the catalyst system/cyclohexane solution and 4.0 ml of nonane (reactor internal standard) were charged directly to a 2 liter autoclave reactor at 80° C., which contained 1.2 liters of cyclohexane. The reactor was then pressurized with ethylene to 550 psig and the reaction was run for 30 minutes with ethylene being fed on demand.

The results are summarized below in Table XXIV.

Run 2010

The procedure described in Run 2008 was followed except the chromium (III) chloride was the chromium source.

0.41 g (1.09 mmol) of CrCl₃THF₃ was combined with 0.23 ml (3.32 mmol) of neat pyrrole in 10 ml of toluene and stirred under dry nitrogen, at ambient temperature and pressure for 5 minutes. Then 8.6 ml of a 1.9M (16.3 mmol) TEA solution in toluene was added. The resulting dark brown reaction mixture was stirred for 30 minutes under dry nitrogen, at ambient temperature and pressure. Excess toluene was removed via vacuum stripping, which resulted in a dark yellow/brown oil. 7.5 ml of nonane was added to the dark yellow/brown oil and the resultant solution was diluted to a total volume of 25 ml with cyclohexane, resulting in a solution containing 0.0164 g CrCl₃THF₃/ml. The solution was filtered and the filtrate was used as the catalyst system.

Under a counterflow of ethylene, 5.0 ml (11.38 mg; 0.219 mmole Cr) of the catalyst system/cyclohexane/nonane solution and 2.5 ml of nonane (reactor internal standard) were charged directly to a 2 liter autoclave reactor at 80° C., which contained 1.2 liters of cyclohexane. The reactor was then pressurized with ethylene to 550 psig and the reaction was run for 30 minutes with ethylene being fed on demand.

The results are summarized below in Table XXIV.

Run 2011

The procedure described in Run 2005 was followed except excess hexene was charged to the trimerization reactor.

In a 500 ml Schlenk flask, 1.98 g (3.4 mmol) of CrPy₃ (11.1 wt. % Cr) was combined with 40 ml of toluene and 54 ml of a 1.9M (102.6 mmol) TEA solution in toluene. The resulting dark brown reaction mixture was stirred for 1 hour under dry nitrogen, at ambient temperature and pressure. Excess toluene was removed via vacuum stripping, which resulted in 13 ml of a dark yellow/brown oil and a small quantity of a light-colored precipitate. The dark yellow/brown oil was separated, collected by syringe from the precipitate, and used as the catalyst system. 2.0 ml of the catalyst system was diluted with 27 ml of cyclohexane and aged for 3 days under dry nitrogen, at ambient temperature and pressure before using.

51

Under a counterflow of ethylene, 1.0 ml (16.9 mg; 0.325 mmole Cr) of the catalyst system/cyclohexane solution, 55 ml of 1-hexene, and 4.0 ml of nonane (reactor internal standard) were charged directly to a 2 liter autoclave reactor at 80° C., which contained 1.2 liters of cyclohexane. The reactor was then pressurized with ethylene to 550 psig and the reaction was run for 30 minutes with ethylene being fed on demand.

The results are summarized below in Table XXIV.

Run 2012

The procedure described in Run 2005 was followed except chromium (II) pyrrolide (Compound I) was the chromium source.

0.30 g (about 0.85 mmol) of Compound I ($\text{CrPy}_{10}\text{THF}_4$) was combined with 10 ml of toluene and 6.7 ml of a 1.9M (12.7 mmol) TEA solution in toluene. The resulting dark brown reaction mixture was stirred for 30 minutes under dry nitrogen, at ambient temperature and pressure. Excess toluene was removed via vacuum stripping, which resulted in a dark yellow/brown oil and a small quantity of a light-colored precipitate. The dark yellow/brown oil was filtered and the filtrate was diluted to a total volume of 25 ml with cyclohexane, resulting in a solution containing 0.012 g Compound I ($\text{CrPy}_{10}\text{THF}_4$), which was used as the catalyst system.

Under a counterflow of ethylene, 7.0 ml of the catalyst system/cyclohexane solution and 4.0 ml of nonane (reactor internal standard) were charged directly to a 2 liter autoclave reactor at 80° C., which contained 1.2 liters of cyclohexane. The reactor was then pressurized with ethylene to 550 psig and the reaction was run for 30 minutes with ethylene being fed on demand.

The results are summarized below in Table XXIV.

52

pressure. Then, 2.0 g of an aluminophosphate support (0.4 P/Al molar ratio, activated at 700° C.), prepared in accordance with U.S. Pat. No. 4,364,855 (1982), herein incorporated by reference, was added and the resulting slurry stirred for a period of approximately 12 hours. The product was collected by filtration, rinsed at least twice with 10 ml aliquots of toluene and pentane, until no color was observed in the filtrate and vacuum dried. The dried product was used as solid supported catalyst system.

A 2.1022 g aliquot of the solid catalyst system was added under a counterflow of ethylene to a 2 liter autoclave containing 1 liter of isobutane. Prior to the catalyst charge, 0.25 ml of a 16.5 wt % TEA solution in nonane was added to the reactor, in order to neutralize any ethylene feedstock poisons that might be present. The reactor was sealed and ethylene addition was stopped until the reactor temperature reached the desired run temperature, for example 90° C. The ethylene pressure was then increased to a total reactor pressure of 550 psig. Ethylene was fed on demand for a 30 minute run time. At the end of the run, a sample of the liquid reaction product mixture was collected and analyzed via gas chromatography. The remaining reaction mixture was evaporated and the amount of solid product was determined.

The results are summarized in Table XXV.

Run 3002

The procedure described in Run 3001 was followed except diethylaluminum chloride was added to the $\text{Cracac}_3/\text{PyH}$ solution along with the TEA prior to the aluminophosphate inorganic oxide addition.

0.21 g Cracac_3 (0.60 mmol) was weighed into a 30 ml screw-capped vial. 0.12 ml of PyH (1.73 mmol) and 15 ml of toluene were added, and the resulting solution was capped and stirred for 5 minutes. Then, with continued stirring, 6 ml

TABLE XXIV

Run	Catalyst Systems With Solvent Removal												
	mg Cr (Elemental) Charged	Molar Ratio Cr:Py: TEA:DEAC	Activity (g product/ g Cr/hr)	Total Product Yield, g	Wt. % Liquid	Wt. % Solid	Liquid Product Distribution Weight Percent						
							$\text{C}_4 =$	$1-\text{C}_6 =$	$\text{C}_6 =$	$\text{C}_8 =$	$\text{C}_{10} =$	$\text{C}_{12} =$	$\text{C}_{14} =$
2001	15.2	1:3:9:0	4,000	30.5	74	26	9	53	2	9	9	5	4
2002	9.3	1:7:15.5:4	6,000	23.2	95	5	<1	88	4	2	3	<1	<1
2003	9.2	1:3:15:3	8,300	38.5	88	12	<1	86	3	2	5	<1	<1
2004	15.2	1:3:6:3	4,900	37.0	96	4	<1	91	2	2	3	<1	<1
2005	7.5	1:3:30:0	10,600	40.0	98	2	<1	82	9	1	7	<1	<1
2006	7.2	1:3:15:0	10,800	38.9	97	3	<1	81	5	3	7	<1	1
2007	6.8	1:3:30:0	1,100	3.2	94	6	4	84	6	1	4	<1	<1
2008	11.8	1:3:15:0	17,000	98.9	95	5	<1	84	5	1	6	<1	<1
2009	7.4	1:3:15:0	15,700	57.8	72	28	<1	88	2	2	5	<1	<1
2010	11.4	1:3:15:0	8,000	45.3	98	2	<1	88	4	1	5	<1	<1
2011	13.7	1:30:0:0	4,600	31.3	—	—	<1	76	11	1	10	<1	1
2012	10.0	1:2:18.5:0	8,800	44.1	99	1	<1	77	9	1	11	<1	1

Example XII

Run 3001

0.21 g (0.601 mmol) of Cracac_3 was combined with 0.12 ml (1.73 mmol) of neat pyrrole and 15 ml of toluene. The resulting solution was stirred under dry nitrogen, at ambient temperature and pressure for 5 minutes. Then, 6.0 ml of a 1.9M (11.4 mmol) TEA solution in toluene was added. The resulting dark brown reaction mixture was stirred for 5 minutes under dry nitrogen, at ambient temperature and

of a 1.9M (11.4 mmol) TEA solution in toluene was added. After the $\text{Cracac}_3/\text{PyH}/\text{TEA}$ solution was stirred for 5 minutes, 2.4 ml of a 1M (2.4 mmol) DEAC solution in hexanes was added and the $\text{Cracac}_3/\text{PyH}/\text{TEA}/\text{DEAC}/\text{toluene}$ solution was stored for 5 minutes. 2.0 g of an aluminophosphate support (0.4 P/Al molar ratio, activated at 700° C.), prepared in accordance with U.S. Pat. No. 4,364,855 (1982), herein incorporated by reference, was added and the resulting slurry stirred for a period of approximately 12 hours. The product was collected by filtration and rinsed with at least two 10 ml aliquots of toluene and pentane, until no color was

observed in the filtrate, and vacuum dried. The dried product was used as a solid, supported catalyst system.

A 0.5048 g aliquot of the solid catalyst system was added under a counterflow of ethylene to a 2 liter autoclave containing 1 liter of isobutane. Prior to the catalyst charge, 3.0 ml of a 1.6 wt % TEA solution in nonane was added in order to neutralize any ethylene feedstock poisons that might be present. The reactor was sealed and ethylene addition stopped until the reactor temperature reached the desired run temperature, for example 90° C. The ethylene pressure was increased to a total reactor pressure of 550 psig. Ethylene was then fed on demand for a 30 minutes run time. At the end of the run, a small sample of the liquid reaction product mixture was collected and analyzed via gas chromatography. The remaining reaction mixture was evaporated and the amount of solid product determined. Ethylene consumption was determined by a calibrated flow meter.

The results are summarized below in Table XXV.

Run 3003

The procedure described in Run 3002 was followed except CrEH₃ was the chromium source and no aromatic solvent was used during catalyst system preparation. Also, a supported catalyst system was prepared in-situ in the reactor.

A CrEH₃/PyH solution was prepared by mixing 0.33 g (0.69 mmole) CrEH₃ with 0.26 ml (3.75 mmole) PyH in 16 ml of pentane and aging for 4 days under dry nitrogen, at ambient temperature and pressure, prior to usage. 0.49 g of an aluminophosphate support (0.9 P/Al molar ratio, activated at 700° C.), prepared in accordance with U.S. Pat. No. 4,364,855 (1982), herein incorporated by reference, and 2.0 ml of a 1M (2.0 mmol) TEA solution in hexanes were charged under a counterflow of ethylene to a 2 liter autoclave reactor at ambient temperature. Then, 1 liter of cyclohexane, 2.1 ml (4.32 mg; 0.083 mmole Cr) of the CrEH₃/PyH solution, and 50 psig dihydrogen gas (H₂) were charged to the reactor.

The results are summarized below in Table XXV.

TABLE XXV

Run	Grams Catalyst System Charged	Molar Ratio Cr:Py: TEA:DEAC	Activity (g prod/ g catalyst/ hr)	Total Product Yield, g	Wt. % Liquid	Wt. % Solid	Liquid Product Distribution, Weight Percent						
							C ₄ =	1-C ₆ =	C ₆ =	C ₈ =	C ₁₀ =	C ₁₂ =	C ₁₄ =
3001	2.1022	—	210	223	82	18	1	76	7	2	11	1	2
3002	0.5048	1:3:19:4	340	87	99	1	1	82	7	1	8	<1	1
3003	0.0426 ^a	1:5.5:22.6:0	450	224	88	12	6	61	6	5	13	2	3

^aGrams of only Cr(EH)₃ charged; mass of other catalyst system components are excluded.

Example XIII

Run 4001

3.5 g (10 mmol) Cracac₃ was weighed into a 100 ml pressure tube. A stir bar was placed in the tube and the tube was capped with a self sealing crown cap. 40 ml toluene and 2.1 ml (30 mmol) PyH were added via syringe. 12 ml of a 2.5M (30.0 mmol) n-butyl lithium solution in hexanes was slowly added. A precipitate was formed, collected, and washed with one 10 ml aliquot of toluene and two 10 ml aliquots of cyclohexane, until no color was observed in the wash solution. A total of 5.59 g solid was obtained. 0.5 ml of a 1.1M (0.55 mmol) TEA solution in heptane and a slurry of 38 mg of the solid and cyclohexane were used in a

reaction under the conditions described in Run 1001.

The results are summarized below in Table XXVI.

Example 4002

The procedure described in Run 4001 was followed except the solid catalyst component (88 mg collected) was prepared in a 25 ml pressure tube using 0.349 (1 mmol) Cracac₃, 5 ml toluene, 0.14 ml (2 mmol) PyH, and 0.8 ml of a 2.5M (2.0 mmol) n-butyl lithium solution in hexane.

0.5 ml of a 1.1M (0.55 mmol) TEA solution in heptanes and a cyclohexane slurry containing 16 mg of the solid were used in a reaction under the conditions described in Run 1001.

The results are summarized below in Table XXVI.

Run 4003

1.0 g of aluminophosphate support (0.4 P/Al molar ratio, activated 700° C.), prepared in accordance with U.S. Pat. No. 4,364,855 (1982), herein incorporated by reference, and an 93 mg aliquot of the solid described in Run 401, were weighed into a 25 ml pressure tube. The tube was capped. 5 ml toluene and 3 ml of a 1.9M (5.7 mmol) TEA solution in toluene were added to the tube via syringe. The resulting slurry was agitated for one day. The solid was isolated and washed with 10 ml aliquots of toluene and cyclohexane until no color was observed in the wash solution.

0.5 ml of a 1.1M (0.55 mmol) TEA solution in heptanes and a cyclohexane slurry containing 80 mg of the solid were used in a reaction under the conditions described in Run 1001.

The results are summarized below in Table XXVI.

Run 4004

0.7 g of aluminophosphate support (0.4 P/Al molar ratio, activated at 700° C.), prepared in accordance with U.S. Pat. No. 4,364,855 (1982), herein incorporated by reference, and

an aliquot (53 mg) of the solid described in Run 402 were weighed into a 25 ml pressure tube. The tube was capped. 3.5 ml toluene and 2 ml of a 1.9M (3.8 mmol) TEA solution in toluene were added to the tube via syringe. The resulting slurry was agitated for one day. The solid was isolated and washed with 10 ml aliquots of toluene and cyclohexane until no color was observed in the wash solution.

0.5 ml of a 1.1M (0.55 mmol) TEA solution in heptane and a cyclohexane slurry containing 78 mg of the solid were used in a reaction under the conditions as described in Run 1001.

The results are summarized below in Table XXIV.

TABLE XXVI

Lithium-Alkyls in Catalyst Preparation												
Run	Grams Catalyst Charged	Activity (g prod/ g Cat/hr)	Total Product Yield, g	Wt. %		Liquid Product Distribution, Weight Percent						
				Liquid	Solid	C ₄ =	1-C ₆ =	C ₆ =	C ₈ =	C ₁₀ =	C ₁₂ =	-C- ₁₄ =
4001	0.038	95	1.8	86	14	4	81	5	3	4	<1	<1
4002	0.016	540	4.3	82	18	3	83	5	3	4	<1	<1
4003	0.080	110	4.3	89	11	1	79	5	3	5	2	1
4004	0.078	310	12.2	84	16	1	78	6	2	8	1	1

Example XIV

Run 5001

0.17 g chromium (III) 2,2,6,6-tetramethyl-3,5-heptanedionate (Cr(III)TMHD) (0.28 mmol) was weighed into a 25 ml pressure tube. The tube was capped with a self sealing crown cap. 0.06 ml of pyrrole (0.89 mmol) and 0.17 ml of neat (0.87 mmol) diisobutylaluminum chloride (DiBAI₂Cl) were added via syringe to form a Cr(III)TMHD/DiBAI₂Cl/Py solution, which was diluted to a total volume of about 8 ml with cyclohexane. 0.25 ml of a 1.1M (0.28 mmol) TEA solution in heptane and 0.75 ml of the Cr(III)TMHD/DiBAI₂Cl/Py solution were added to a glass bottle containing 100 ml of cyclohexane and 10 g of butadiene. The glass bottle was placed in a controlled temperature bath at 70° C., at ambient pressure, and agitated for a period of 16 hours. After 16 hours, a small sample of the liquid reaction product mixture was collected and analyzed via gas chromatography. The remaining liquid reaction product mixture was evaporated and the amount of solid product was determined.

The results are summarized below in Table XXVII.

Run 5002

The procedure described in Run 5001 was followed except no excess alkyl aluminum compound was present in the reactor and the catalyst was derived using the procedure described in Run 3001, as follows.

0.21 g (0.601 mmol) of Cracac₃ was combined with 0.12 ml (1.73 mmol) of neat pyrrole and 15 ml of toluene. The resulting solution was stirred under dry nitrogen, at ambient temperature and pressure for 5 minutes. Then 6.0 ml of a 1.9M (11.4 mmol) TEA solution in toluene was added. The resulting dark brown reaction mixture was stirred for 5 minutes under dry nitrogen, at ambient temperature and pressure. Then, 2.0 g of an aluminophosphate support (0.4 P/Al molar ratio, activated at 700° C.) prepared in accordance with U.S. Pat. No. 4,364,855 (1982), herein incorporated by reference, was added and the resulting slurry stirred for a period of approximately 12 hours. The product was collected by filtration, rinsed at least twice with 10 mL aliquots of toluene and pentane, until no color was observed in the filtrate and vacuum dried. The dried product was used as a solid, supported catalyst system.

A 0.28 g catalyst charge was used in the butadiene reaction. The results are summarized below in Table XXVII.

TABLE XXVII

Run	% Butadiene Conversion to Products	Distribution of Products, Weight %		
		1,5-Cyclooctadiene	Other Liquids	Solid
5001	97	91.9	0.3	7.8
5002	68	60.8	2.5	36.7

Example XV

In the following Runs, all catalyst systems were prepared in a glove box, under dry nitrogen at ambient temperature and pressure. Transition metal compounds were weighed and combined with three (3) equivalents (0.062) ml, pyrrole; 2 ml cyclohexane, as a solvent; and 6 ml of a 1.1M solution of triethylaluminum (TEA) in heptane. The resulting product was shaken for times ranging from 5 minutes to 16 hours.

All runs were carried out in a 1 liter autoclave reactor containing 300 ml cyclohexane. 1.0 ml of the liquid catalyst systems were diluted in cyclohexane and were added to the reactor under a counter-flow of ethylene (CP grade). The reactor was sealed and ethylene addition stopped until the reactor temperature reached a reaction temperature of 80° C. The ethylene pressure was increased to a total reactor pressure of 550 psig. Ethylene was fed on demand for a 30 minute run time. If necessary, heat was applied to maintain a reactor temperature of 80° C.

At the end of each run, a sample of the liquid reaction product mixture was taken and analyzed via capillary gas chromatography, on a HP-5880 gas chromatograph equipped with an FID detector and a 60 meter DB-1 column, with a 0.25 mm ID and a 0.25μ film. The gas chromatograph was ramped from 40° C. to 275° C. at a rate of 10° C./min, with a 20 minute hold time. Cyclohexane was used as an internal standard. The remaining reaction product mixture was evaporated and the amount of solid product produced was determined.

The results are given in Table XXVIII.

TABLE XXVIII

Run	Metal Compound	Grams, Metal Com-pound	Catalyst System Appearance	Grams Catalyst Charged	Activity, (g product/g catalyst/hr.)	Grams, total Prod.	Weight Per-cent Liquid	Weight Per-cent Solid	Liquid Product Distribution, Weight Percent				
									C ₄ =	1C ₆ =	C ₆ =	C ₈ =	C ₁₀ =
6001	Ni(acac) ₂	0.075	dark brown solution some solids	0.0094	324	1.52	95.4	4.6	4	65	4	7	9
6002	Ni(naph) ₂	0.285	dark brown solution	0.0356	8	0.14	29.5	70.5	74	0	0	4	0
6003	Co(acac) ₂	0.075	brown solution, dark solid	0.0094	59	0.28	78.5	21.5	71	13	0	11	1
6004	Mn(acac) ₂	0.073	brown-green solution	0.0091	18	0.08	27.7	72.3	54	0	0	6	0
6005	Mn(acac) ₃	0.102	brown solution	0.0128	12	0.08	23.7	76.3	50	0	0	0	0
6006	Cu(acac) ₂	0.076	dark green solution	0.0095	97	0.46	89.2	10.8	5	0	0	0	0
6007	MoO ₂ (acac) ₂	0.095	green/red solution some solid	0.0119	16	0.10	47.7	52.3	41	0	0	34	5
6008	TiO(acac) ₂	0.075	—	0.0094	222	1.04	71.2	28.8	11	48	7	8	20
6009	VO(acac) ₂	0.077	—	0.0096	115	0.56	56.8	43.2	15	50	13	16	2
6010	Zr(acac) ₂	0.141	—	0.0176	29	0.26	26.8	73.2	0	27	0	44	4

The data in Table XXVIII show that other metal compounds can trimerize, oligomerize, and/or polymerize 1-olefins. Of these metal compounds, Ni(acac)₂, Run 6001, showed the best activity and selectivity toward trimerization.

Example XVI

In the following Example, Runs 7001–7005 demonstrate the effect of hydrolyzing the metal alkyl prior to use and the effect of the presence and absence of a pyrrole-containing compound. Runs 7006–7009 compared to Runs 7010–7013 demonstrate the effect of preparation of a catalyst system in an unsaturated hydrocarbon.

Runs 7001–7005

In Runs 7001–7005, the molar ratio of elemental chromium to elemental aluminum to ligand (Cr:Al:L), the catalyst components added to the reactor are 1:30:10. In Runs 7001–7003, the chromium compound was Cr(EH)₃ and the chromium compound in Runs 7004 and 7005 was Cr(Py)₃. The aluminum compound was triisobutylaluminum (Al(i-Bu)₃) and was treated in the following manner. To an approximately ten percent, by weight, solution of triisobutylaluminum in heptane was added 1.0 mole equivalent of distilled water, steadily, but in one batch, while cooling the flask containing the solution with ice water to maintain a temperature of about 10° to about 20° C. The solution was stirred vigorously during and after water addition and continued until no further gas evolution was observed. The ligand was dimethoxyethane (DME).

Runs 7001–7005 were carried out in a 2 liter autoclave reactor. The chromium compound was dissolved in 400–500 ml anhydrous n-heptane and added to the reactor, under a dry nitrogen purge. Then the appropriate volume of a stirred,

35 treated 0.31M solution of i-Al(Bu)₃ in heptane, as described above, was added. Then, the appropriate volume of DME was added, along with 5 ml of nonane (reactor internal standard). The reactor was sealed and brought to a temperature of 80° C. in Run 7001 and 95° C. in Runs 7002–7005 and a pressure of 550 psig with ethylene. Ethylene was fed on demand for a run time of 25 minutes in Run 7001, 30 minutes in Run 7002 and 45 minutes in Runs 7003–7005.

40 At the end of each run, a sample of the liquid reaction product mixture was taken and analyzed via capillary gas chromatography, on a HP-5800 gas chromatograph equipped with an FID detector and a 60 meter DB-1 column, with a 0.25 mm ID and a 0.25μ film. The gas chromatograph was ramped from 40° C. to 275° C. at a rate of 10° C./min, with a 20 minute hold time. The remaining reaction product mixture was evaporated and the amount of solid product produced was determined.

50 The catalyst systems used in Runs 7006–7013 were prepared according to the following procedures. Catalyst systems in Runs 7006–7009 were prepared in the presence of toluene, an unsaturated aromatic hydrocarbon. Catalyst systems in Runs 7010–7013 were prepared in the presence of 1-hexene, an unsaturated aliphatic hydrocarbon.

Run 7006

60 3.72 g of [Na(DME)₂] [CrCl(Py)₃DME] was combined with 50 ml toluene. Slowly, 26.4 ml of neat (93%) TEA was added and stirred for 30 minutes. The slurry turned dark brown. Excess solvent was removed by vacuum, resulting in a dark yellowish/brown oil and solid. About 70 ml cyclohexane was added. The resultant product was filtered and the filtrate was diluted to 200 ml with cyclohexane and 8.0 ml were charged to the reactor. The product contained 1.67 mg Cr/ml.

59

Run 7007

0.35 g of chromium (III) ethylhexonate (CrEH_3) was combined with about 15 ml of toluene, forming a deep green solution. 0.22 ml of 2,5-dimethylpyrrole (2,5-DMP) and 0.20 ml of 1-bromobutane were added. Slowly, 5.7 ml of 1.9M TEA solution in toluene was added and stirred for 30 minutes to give a greenish, brown solution and a solid. Excess solvent was removed by vacuum and the liquid was extracted into about 15 ml cyclohexane. The resultant product was filtered and the filtrate was diluted to 25 ml with cyclohexane to form a golden colored solution, of which 7.0 ml were charged to the reactor. The product contained 0.014 g CrEH_3 /ml.

Run 7008

The procedure described in Run 7007 was followed, except 0.22 g CrEH_3 and 0.13 ml of 2,5-DMP were used. Furthermore, 0.10 ml of GeCl_4 were substituted for the 1-bromobutane. 3.4 ml of 1.9M TEA solution in toluene was added to give a brown to brown/yellow solution and a precipitate. The final product after filtration and dilution to 25 ml with cyclohexane, was a bright gold-yellow color and contained 0.0088 g CrEH_3 /ml. 3.0 ml were charged to the reactor.

Run 7009

2.070 g of CrPy_3Cl was added to 70 ml toluene and 62 ml of 1.9M TEA solution in toluene, mixed and filtered. The filtrate volume was reduced to about 20 ml by a dynamic vacuum. The viscous brown solution was filtered again. Then, about 30 ml of pentane was added to the filtrate. After about one day, the solution was vacuum stripped of excess solvent. Then 38.1 g of aluminophosphate (P/Al molar ratio of 0.9, activation at 700° C.), prepared in accordance with U.S. Pat. No. 4,364,855 were added. The slurry was stirred for 30 hours. The solid was collected by filtration and washed separately with toluene, cyclohexane and pentane. 0.4388 g of the solid catalyst system were charged to the reactor.

Run 7010

0.21 g of $[\text{Na}(\text{DME})_2][\text{CrCl}(\text{Py})_3\text{DME}]$ was combined with about 15 ml 1-hexene. Slowly, 0.75 ml of neat (93%) TEA was added, forming a brown solution and a sticky-looking precipitate, and stirred for 30 minutes. Excess solvent was removed by vacuum. The residue was extracted into about 15 ml cyclohexane, filtered and the filtrate was diluted to 25 ml with cyclohexane. 8.0 ml (0.067 g) were charged to the reactor.

60

Run 7011

The procedure described in Run 7010 was followed, except the final catalyst system, in cyclohexane, was aged for about 24 hours prior to use. 8.0 ml (0.067 g) were charged to the reactor.

Run 7012

0.26 g of CrEH_3 was dissolved in about 15 ml 1-hexene. 0.15 ml of 2,5-DMP and 0.13 ml of 1-bromobutane were added. Slowly, 1.0 ml of neat (93%) TEA was added and stirred for 30 minutes. Excess solvent was removed by vacuum and the liquid was extracted into about 15 ml cyclohexane. The resultant product was filtered and the filtrate was diluted to 25 ml with cyclohexane. 7.0 ml were charged to the reactor.

Run 7013

0.21 g $[\text{Na}(\text{DME})_2][\text{CrCl}(\text{Py})_3\text{DME}]$ was combined with about 15 ml 1-hexene. Slowly, 1.0 ml of neat (93%) TEA was added, forming a dark brown solution and precipitate, and stirred for about 1 hour. The solution was decanted off and added to 1.5 g of aluminophosphate (P/Al molar ratio of 0.4, activation at 700° C.), prepared in accordance with U.S. Pat. No. 4,364,855, were added.

The supported catalyst system was collected by filtration, washed with 1-hexene and dried under a nitrogen purge. 0.6328 g of the solid catalyst system were charged to the reactor.

Runs 7006–7013 were carried out in a 1.2 liter autoclave reactor, containing cyclohexane. The heterogeneous, dried, supported catalyst systems (Runs 7009 and 7013) were slurried in cyclohexane to facilitate addition to the polymerization reactor, and were added to the polymerization reactor under a counter-flow of ethylene (CP grade). The homogeneous, liquid, unsupported catalyst systems (Runs 7006–7008 and 7010–7012) were diluted in cyclohexane and were added to the polymerization reactor under a counter-flow of ethylene (CP grade). The reactor was sealed and ethylene addition stopped until the reactor temperature reached a reaction temperature of 80° C. The ethylene pressure was increased to a total reactor pressure of 550 psig. Ethylene was then fed on demand for a 30 minute run time. At the end of the run, a sample of the liquid reaction product mixture was taken and analyzed via capillary gas chromatography, on a NP-5880 gas chromatograph equipped with a FID detector. The column was a 60 meter DB-1 column with a 0.25 mm ID and a 0.25 μ film. The gas chromatograph was ramped from 40° C. to 275° C. at a rate of 10° C./min, with a 20 minute hold time. The remaining reaction product mixture was evaporated and the amount of solid product produced was determined.

The results of the reactions are in Table XXIX, below.

TABLE XXIX

Run	Catalyst System	mg Cr (elemental) Charged	Activity, g product/g Cr/hr	Grams, Total Products	Weight Percent		Molar Ratios Cr/N/Al/L ^(a)	Liquid Product Distribution, Weight Percent				
					Liquid	Solid		C ₄ =	1-C ₆ =	C ₆ =	C ₈ =	C ₁₀ =
7001	$\text{Cr}(\text{EH})_3$, DME, i-Al(Bu) ₃ /H ₂ O	37.6	430	6.8	47	53	1/0/30/10	1	94	<1	4	<1
7002 ^(b)	$\text{Cr}(\text{EH})_3$, DME, i-Al(Bu) ₃ /H ₂ O	37.6	3,100	59.1	16	84	1/0/30/10	1	94	1	1	2
7003	$\text{Cr}(\text{EH})_3$,	13.2	4,000	39.7	64	36	1/0/30/10	1	95	<1	2	1

TABLE XXIX-continued

Run	Catalyst System	mg Cr (elemental) Charged	Activity, g product/ g Cr/hr	Grams, Total Products	Weight Per- cent Liquid	Weight Per- cent Solid	Molar Ratios Cr/N/Al/L ^(a)	Liquid Product Distribution, Weight Percent				
								C ₄ =	1-C ₆ =	C ₆ =	C ₈ =	C ₁₀ =
7004	DME, i-Al(Bu) ₃ / H ₂ O Cr(Py) ₃ ^(c)	13.5	830	8.3	87	13	1/0/30/10	1	83	6	2	7
7005	DME, i-Al(Bu) ₃ / H ₂ O Cr(Py) ₃ ^(c)	38.7	520	15.0	76	24	1/0/30/10	2	80	4	2	6
7006	CrCl(Py) ₃ , DME, TEA	13.5	7,800	52.6	99.4	0.6	1/3/30/0	<1	82	10	1	7
7007	Cr(EH) ₃ , 25 DMP, TEA, n-BuBr	9.9	25,300	126.8	99.2	0.8	1/3/15/2.5	<1	92	2	<1	5
7008	Cr(EH) ₃ , 25 DMP, TEA, GeCl ₄	2.7	66,400	87.7	99.9	0.1	1/3/15/2.5	<1	98	<1	<1	<1
7009	CrCl(Py) ₃ , DME, 0.9 P/Al	0.397 g Catalyst	69 ^d	14.0	97.1	2.9	1/3/30/0	<1	87	7	1	3
7010	CrCl(Py) ₃ , DME, TEA	6	5,200	16.3	96.3	3.7	1/3/15/0	16	55	2	12	8
7011	CrCl(Py) ₃ , DME, TEA	6	5,070	15.9	96.2	3.8	1/3/15/0	15	55	2	12	8
7012	Cr(EH) ₃ , 2,5 DMP, TEA, n-BuBr	7.4	10,200	38.9	96.7	3.3	1/3/15/0	3	74	5	2	12
7013	CrCl(Py) ₃ , DME, TEA, 0.4 P/Al	0.6328 g Catalyst	34 ^d	19.0	56.8	43.2	1/3/15/2.5	9	45	3	10	10

^(a)N is nitrogen containing compound, i.e., pyrrole-containing compound; L is ligand.

^(b)Reactor plugged with solids.

^(c)CrCl(Py)₃ is equivalent to Cr(Py)₃, both of which are [Na(DME)₂] [CrCl(Py)₃DME].

^(d)Activity is in units of g product/g catalyst/hr.

The data in Table XXIX shows that the presence of water (Runs 7001–7005) is detrimental to the formation of liquids, such as for example, 1-hexene. In fact, water in the reactor results in high solids formation.

Runs 7006–7013 show that catalyst systems prepared in the presence of any unsaturated hydrocarbon are effective toward trimerization. However, comparison of Runs 7006–7009, prepared in toluene, with Runs 7010–7013, prepared in 1-hexene, show that an unsaturated aromatic hydrocarbon is the preferred catalyst system preparation medium.

Example XVII

The following Example, Runs 8001–8017, demonstrates the effect of varying the pyrrole compound, halogen, and metal additive used.

Catalyst systems used in Runs 8001–8017 were all prepared in the same general procedure. In a typical preparation, chromium (III) 2-ethylhexanoate was dissolved in toluene. Next, 3 equivalents of 2,5-dimethylpyrrole (or

hydrogen pyrrolide for Runs 8014–8017) was added to the solution. The desired amount of halide additive (2 to 3 molar equivalents) was then added, followed by 15 molar equivalents of triethylaluminum (TEA). The reaction mixture was stirred for 5–10 minutes and toluene was removed under vacuum. The liquid residue was diluted to a total volume of 10 ml with cyclohexane and an aliquot was charged to the reactor as the catalyst system.

The trimerization reaction runs were carried out in a 2-liter autoclave polymerization reactor containing 1.2 liters of 85% cyclohexane as the reactor diluent. Catalyst system was charged to the reactor followed by addition of cyclohexane. The reactor temperature was brought to 80° C. at which point ethylene was introduced. The pressure was maintained at 550 psig with ethylene fed on demand. Each reaction was run for 30 minutes before shutting off ethylene. Samples were taken at the end of the run and analyzed by gas chromatography, as described in other examples.

The results of the Runs and analyses are given in Table XXX.

TABLE XXX

Run	Additive	mg Cr Charged	Molar Ratio Cr/Py/TEA/Add	Activity ^a g liquid/g Cr/hour	Total Prod. Grams	Wt. % Liquid	Wt. % Solid	Liquid Product Distribution, Weight Percent				
								C ₄ =	1-C ₆ =	C ₆ =	C ₈ =	C ₁₀ =
8001	None	13.7	1/3/15/0	4700	33.7	95	5	30	43	6	5	13
8002	DEAC	14.2	1/3/15/3	16800	121.2	99	1	<1	86	3	1	8
8003	DEAB	6.6	1/3/15/3	1800	61.5	98	2	<1	93	2	<1	4
8004	DEA1-I	13.7	1/3/15/3	630	5.0	86	14	4	72	8	2	12
8005	n-BuCl	6.8	1/3/15/3	6300	21.9	98	2	18	52	7	3	16
8006	n-BuBr	6.9	1/3/15/2.5	27500	95.0	>99	<1	<1	91	2	<1	5
8007	n-BuBr	9.9	1/3/15/2.5	25300	126.8	>99	<1	<1	92	2	<1	5
8008	n-BuI	6.1	1/3/15/3	2000	7.2	85	15	4	71	7	2	14
8009	Me ₃ SiCl	14.6	1/3/15/3	3600	26.9	97	3	16	57	6	4	14
8010	Me ₃ SiBr	6.6	1/3/15/3	14000	46.6	>99	<1	<1	86	4	<1	8
8011	GeCl ₄	6.6	1/3/15/2	55000	181.7	>99	<1	<1	96	<1	<1	3
8012	GeCl ₄	2.7	1/3/15/2	66400	87.7	>99	<1	<1	98	<1	<1	<1
8013	SnCl ₄	6.9	1/3/15/2	40600	140.4	>99	<1	<1	96	<1	<1	2
8014	DEAC	10.8	1/3/15/2.5	6900	38.5	96	4	<1	87	4	2	5
8015	DEAB	10.8	1/3/15/2.5	2600	14.3	97	3	<1	89	3	2	4
8016	DEAL-I	10.8	1/3/15/2.5	70	0.4	44	56	19	60	6	3	4
8017	GeCl ₄	10.8	1/3/15/2.5	3300	19.0	94	6	<1	95	2	1	2

^aBased on grams liquid product only.

The data in Table XXX show that the selectivity towards 1-hexene increases in the order I<Cl<Br. The bromine-containing additives consistently have the highest selectivity for the formation of 1-hexene compared to the corresponding chloride or iodide additive. The increased production of 1-hexene also means that less byproducts (C₄=, C₈=, and C₁₀=) are being formed. The ratio of 1-hexene to internal hexene also tends to increase in the order I<Cl<Br. Thus, the use of halides leads not only to more product, but a cleaner trimer product as well. The activity of the catalyst system increases in the order I<<Cl,Br. However, the activity between Br and Cl analogues appear to be unpredictable. For some additives (SnX₄, and AlX₃, and Me₃SiX) the Br is more active.

The data in Table XXX also show that the trend in selectivity to 1-hexene and activity can be extended to catalysts containing other pyrroles, as shown in Runs 8014–8017.

Overall, the best combination of activity and selectivity is obtained using GeCl₄ or SnCl₄ as the halide additives. However, it has been shown that the selectivity towards 1-hexene is also affected by the ratio of halide additive to triethylaluminum, making it possible to obtain high selectivity from other halide additives.

Example XVIII

In the following Example, Runs 9001–9004 demonstrate that excess unsaturated aromatic hydrocarbon can be detrimental to trimerization and/or oligomerization. Thus, when a catalyst system is prepared in the presence of an aromatic hydrocarbon, such as, for example, toluene, removal of excess aromatic hydrocarbon is preferred. The resulting liquid is then extracted or dissolved into a desired solvent, such as, for example cyclohexane or heptane. While not wishing to be bound by theory, it is believed that an aromatic hydrocarbon can compete with a monomer to be trimerized and/or oligomerized, such as, for example, ethylene, for an active site of the catalyst system. Thus, it is believed that this competition can inhibit catalyst system activity.

The catalyst system used in Runs 9001–9004 was prepared using 1.35 g of chromium (III) 2-ethylhexanoate dissolved in toluene. Next, 0.86 mL (3.2 molar equivalents)

of 2,5-dimethylpyrrole was added to the solution. Then 0.90 mL (3.2 molar equivalents) of n-butylbromide was added, followed by 7.60 mL (21 molar equivalents) of 93% triethylaluminum. The mixture was stirred for 5–10 minutes and toluene was removed under vacuum. The liquid residue was dissolved into 30 mL of cyclohexane, filtered, and then diluted to a total volume of 50 mL with additional cyclohexane. Four (4) mL of this solution was charged along with the desired amount of anhydrous, degassed toluene (0, 5, 10 or 15 mL) to the reactor.

The trimerization reaction runs were carried out in a 2-liter autoclave polymerization reactor containing 1.2 liters of 85% cyclohexane as the reactor diluent. Catalyst system was charged to the reactor followed by addition of cyclohexane. The reactor temperature was brought to 80° C. at which point ethylene was introduced. The pressure was maintained at 550 psig with ethylene fed on demand. Each reaction was run for 30 minutes before shutting off ethylene. The total amount of ethylene consumed, i.e., fed, was measured.

The results of Runs 9001–9004 are given in Table XXXI.

TABLE XXXI

Effect of Aromatic Hydrocarbons on Catalyst System Activity			
Run	Toluene Added, ml	Toluene Added, Volume %	Ethylene Consumed After 30 mins ^(b) , g
9001	0	0.00	184
9002	5	0.42	160
9003	10	0.83	127
9004	15	1.25	109

^(a)Based on total volume of reactor diluent.

^(b)Not adjusted for solubility of ethylene in cyclohexane.

The data in Table XXXI show that the presence of an aromatic hydrocarbon, i.e., toluene, can result in a significant decrease in the activity of the catalyst system, as measured by ethylene consumption. This decrease is proportional to the amount of aromatic hydrocarbon added to the reactor.

While this invention has been described in detail for the purpose of illustration, it is not to be construed as limited

thereby but is intended to cover all changes and modifications within the spirit and scope thereof.

That which is claimed is:

1. A process comprising trimerizing olefins in the presence of an activating compound selected from the group consisting of non-hydrolyzed aluminum alkyl compounds and Lewis acids and in the presence of a catalyst prepared by a process consisting essentially of forming a mixture of:

(a) a chromium source selected from the group consisting of a chromium salt having the formula CrX_n , wherein X can be the same or different and is an organic or inorganic radical and n is an integer from 1 to 6, and chromium metal;

(b) a metal amide having from about 1 to about 20 carbon atoms per molecule and is selected from the group consisting of secondary amines, any alkali metal amide, and any alkaline earth metal amide, and mixtures of two or more thereof; and

(c) an electron pair donor solvent that can affect a reaction between the chromium source and the metal amide.

2. A process according to claim 1 wherein said activating compound is a non-hydrolyzed trialkylaluminum compound.

3. A process according to claim 2 wherein said trialkylaluminum compound is triethylaluminum.

4. A process according to claim 1 wherein said activating compound and said catalyst are supported on an inorganic oxide support.

5. A process comprising trimerizing olefins in the presence of a composition consisting essentially of $\text{Cr}_5(\text{C}_4\text{H}_4\text{N})_{10}(\text{C}_4\text{H}_8\text{O})_4$, supported on an inorganic oxide and an activating compound selected from the group consisting of non-hydrolyzed aluminum alkyl compounds and Lewis acids.

6. A process comprising trimerizing olefins in the presence of a composition consisting essentially of $\text{Cr}_5(\text{C}_4\text{H}_4\text{N})_4\text{Na}_2 \cdot 2(\text{OC}_4\text{H}_8)_4$ supported on an inorganic oxide and an activating compound selected from the group consisting of non-hydrolyzed aluminum alkyl compounds and Lewis acids.

7. A process comprising trimerizing olefins in the presence of a composition consisting essentially of $\text{Cr}(\text{C}_4\text{H}_4\text{N})_5(\text{OC}_4\text{H}_8)\text{Na}_2 \cdot 4(\text{OC}_4\text{H}_8)$ supported on an inorganic oxide and an activating compound selected from the group consisting of non-hydrolyzed aluminum alkyl compounds and Lewis acids.

8. A process to trimerize olefins comprising contacting an olefin with a catalyst prepared by the steps consisting essentially of:

(a) forming a mixture of a chromium source selected from the group consisting of a chromium salt having the formula CrX_n , wherein X can be the same or different and is an organic or inorganic radical and n is an integer from 1 to 6, and chromium metal; a metal amide having from about 1 to about 20 carbon atoms per molecule and is selected from the group consisting of primary amines, secondary amines, alkali metal amides, alkaline earth metal amides and mixtures thereof; and an electron pair donor solvent that can effect the reaction between the chromium source and the metal amide;

(b) recovering a chromium-containing compound from the mixture of (a);

(c) reacting the chromium-containing compound of (b) with an aromatic compound and an activating compound selected from the group consisting of non-hydrolyzed aluminum alkyl compounds and Lewis acids to form a reaction product;

(d) adding an inorganic oxide to the reaction product of (c); and

(e) recovering a solid product.

9. A process comprising trimerizing olefins in the presence of a catalyst system prepared by the steps consisting essentially of:

(a) forming a mixture of a chromium source selected from the group consisting of a chromium salt having the formula CrX_n , wherein X can be the same or different and is an organic or inorganic radical and n is an integer from 1 to 6, and chromium metal, a metal amide having from about 1 to 20 carbon atoms per molecule and is selected from the group consisting of primary amines, secondary amines, alkali metal amides, alkaline earth metal amides and mixtures thereof, and an electron pair donor solvent which can effect the reaction between the chromium source and the metal amide;

(b) adding an inorganic oxide to the mixture of (a) to form a slurry;

(c) recovering a solid product; and

(d) adding an activating compound selected from the group consisting of non-hydrolyzed aluminum alkyl compounds and Lewis acids to the solid product of (c).

10. A process to trimerize olefins comprising contacting an olefin with a catalyst system consisting essentially of $\text{Cr}(\text{NC}_4\text{H}_4)_3\text{Cl}(\text{O}_2\text{C}_2\text{H}_4(\text{CH}_3)_2)_3\text{Na}$ supported on an inorganic oxide and an activating compound selected from the group consisting of non-hydrolyzed aluminum alkyl compounds and Lewis acids.

11. A process comprising trimerizing olefins with a catalyst composition

(a) a chromium source selected from the group consisting of a chromium salt having the formula CrX_n , wherein X can be the same or different and is an organic or inorganic radical and n is an integer from one to six, and chromium metal;

(b) a pyrrole-containing compound;

(c) a non-hydrolyzed aluminum alkyl; and

(d) an unsaturated hydrocarbon.

12. A process comprising trimerizing olefins with a catalyst composition

(a) a chromium source selected from the group consisting of a chromium salt having the formula CrX_n , wherein X can be the same or different and is an organic or inorganic radical and n is an integer from one to six, and chromium metal;

(b) a pyrrole-containing compound;

(c) a non-hydrolyzed aluminum alkyl; and

(d) an unsaturated hydrocarbon,

wherein said catalyst composition further comprises an inorganic oxide support.

13. A process comprising trimerizing olefins with a catalyst composition

(a) a chromium source selected from the group consisting of a chromium salt having the formula CrX_n , wherein X can be the same or different and is an organic or inorganic radical and n is an integer from one to six, and chromium metal;

(b) a pyrrole-containing compound;

(c) a non-hydrolyzed aluminum alkyl;

(d) an unsaturated hydrocarbon; and

(e) a halide selected from the group consisting of fluoride, chloride, bromide, iodide, and mixtures thereof.

14. A trimerization process according to claim 11 wherein said olefin is selected from the group consisting of com-

pounds having from about 2 to about 30 carbon atoms per molecule and at least 1 olefinic double bond.

15. A trimerization process according to claim 14 wherein said olefin compound is selected from the group consisting of ethylene, 1-butene, 1-hexene, 1,3-butadiene, and mixtures thereof. 5

16. A trimerization process according to claim 15 wherein said olefin is ethylene.

17. A process comprising oligomerizing olefins with a catalyst composition 10

(a) a chromium source selected from the group consisting of a chromium salt having the formula CrX_n , wherein X can be the same or different and is an organic or inorganic radical and n is an integer from one to six, and chromium metal; 15

(b) a pyrrole-containing compound;

(c) a non-hydrolyzed aluminum alkyl; and

(d) an unsaturated hydrocarbon.

18. A process comprising oligomerizing olefins with a catalyst composition 20

(a) a chromium source selected from the group consisting of a chromium salt having the formula CrX_n , wherein X can be the same or different and is an organic or inorganic radical and n is an integer from one to six, and chromium metal; 25

(b) a pyrrole-containing compound;

(c) a non-hydrolyzed aluminum alkyl;

(d) an unsaturated hydrocarbon; and 30

(e) a halide selected from the group consisting of fluoride, chloride, bromide, iodide, and mixtures thereof.

19. A process according to claim 12 wherein said inorganic oxide is selected from the group consisting of titania, silica-titania, coprecipitated silica and titania, and mixtures thereof. 35

20. A process to trimerize olefins comprising contacting an olefin with a catalyst prepared according to the steps consisting essentially of:

(a) forming a reaction mixture of a chromium source 40 selected from the group consisting of a chromium salt having the formula CrX_n , wherein X can be the same or different and is an organic or inorganic radical and n is an integer from 1 to 6, and chromium metal; a metal amide having from about 1 to 20 carbon atoms per 45 molecule selected from the group consisting of primary amines, secondary amines, any alkali metal amide, and any alkaline earth metal amide, and mixtures thereof; and a Lewis acid which can effect the reaction between the chromium source and the metal amide;

(b) recovering a chromium-containing compound from the mixture of (a); and

(c) reacting the chromium-containing compound of (b) with an unsaturated hydrocarbon and an activating compound selected from the group consisting of non-hydrolyzed aluminum alkyl compounds and Lewis acids.

21. A process comprising trimerizing olefins with a composition consisting essentially of contacting:

(a) a chromium source selected from the group consisting of a chromium salt having the formula CrX_n , wherein X can be the same or different and is an organic or inorganic radical and n is an integer from 1 to 6, and chromium metal;

(b) a pyrrole-containing compound;

(c) a non-hydrolyzed aluminum alkyl; and

(d) an unsaturated hydrocarbon.

22. A process according to claim 21, wherein said composition further comprises an inorganic oxide support.

23. A process according to claim 21, wherein said composition further comprises a halide selected from the group consisting of fluoride, chloride, bromide, iodide, and mixtures thereof.

24. A process according to claim 21 wherein said olefin is selected from the group consisting of compounds having from about 2 to about 30 carbon atoms per molecule and at least 1 olefinic double bond.

25. A process according to claim 24 wherein said olefin compound is selected from the group consisting of ethylene, 1-butene, 1-hexene, 1,3-butadiene, and mixtures thereof.

26. A process according to claim 25 wherein said olefin is ethylene.

27. A process comprising oligomerizing olefins with a composition consisting essentially of contacting:

(a) a chromium source selected from the group consisting of a chromium salt having the formula CrX_n , wherein X can be the same or different and is an organic or inorganic radical and n is an integer from 1 to 6, and chromium metal;

(b) a pyrrole-containing compound;

(c) a non-hydrolyzed aluminum alkyl; and

(d) an unsaturated hydrocarbon.

28. A process according to claim 27, wherein said composition further comprises an inorganic oxide support.

* * * * *

UNITED STATES PATENT AND TRADEMARK OFFICE
CERTIFICATE OF CORRECTION

PATENT NO. : 5,523,507

Page 1 of 2

DATED : June 4, 1996

INVENTOR(S) : William K. Reagen, Ted M. Pettijohn, and Jeffrey W. Freeman

It is certified that error appears in the above-identified patent and that said Letters Patent is hereby corrected as shown below:

Column 65, claim 6, line 36, the formula " $\text{Cr}_5(\text{C}_4\text{H}_4)_4\text{Na}_2 \cdot 2(\text{OC}_4\text{H}_8)_4$ " should read " $\text{Cr}_5(\text{C}_4\text{H}_4)_4\text{Na}_2 \cdot 2(\text{OC}_4\text{H}_8)_4$ ".

Column 65, claim 7, line 42, the formula " $\text{Cr}_5(\text{C}_4\text{H}_4)_4\text{Na}_2 \cdot 2(\text{OC}_4\text{H}_8)_4$ " should read " $\text{Cr}_5(\text{C}_4\text{H}_4)_4\text{Na}_2 \cdot 2(\text{OC}_4\text{H}_8)_4$ ".

Column 66, claim 11, line 31, after the word "composition" please insert ---prepared by a process consisting essentially of contacting:---.

Column 66, claim 12, line 41, after the word "composition" please insert ---prepared by a process consisting essentially of contacting:---.

Column 66, claim 13, line 54, after the word "composition" please insert ---prepared by a process consisting essentially of contacting:---.

Column 67, claim 17, line 10, after the word "composition" please insert ---prepared by a process consisting essentially of contacting:---.

Column 67, claim 18, line 21, after the word "composition" please insert ---prepared by a process consisting essentially of contacting:---.

Column 68, claim 21, line 9, before the word "consisting" please insert ---prepared by a process---.

UNITED STATES PATENT AND TRADEMARK OFFICE
CERTIFICATE OF CORRECTION

Page 2 of 2

PATENT NO. : 5,523,507

DATED : June 4, 1996

INVENTOR(S) : William K. Reagen, Ted M. Pettijohn, and Jeffrey W. Freeman

It is certified that error appears in the above-identified patent and that said Letters Patent is hereby corrected as shown below:

Column 68, claim 27, line 36, after the word "composition" please insert ---prepared by a process---

Signed and Sealed this

Twenty-fourth Day of February, 1998

Attest:



BRUCE LEHMAN

Attesting Officer

Commissioner of Patents and Trademarks