



US005364616A

United States Patent [19]

[11] Patent Number: **5,364,616**

Singer et al.

[45] Date of Patent: **Nov. 15, 1994**

[54] **USE OF H-2 ANTAGONISTS FOR TREATMENT OF GINGIVITIS**

89/04178 5/1989 WIPO A61K 45/06

[75] Inventors: **Robert E. Singer, Fairfield; James P. Ebel, Cincinnati, both of Ohio**

[73] Assignee: **The Procter & Gamble Company, Cincinnati, Ohio**

[21] Appl. No.: **171,494**

[22] Filed: **Dec. 22, 1993**

OTHER PUBLICATIONS

Ash, A. S. F. & H. O. Schild, "Receptors Mediating Some Actions of Histamine", *Brit. J. Pharmacol. Chemother.*, vol. 27 (1966), pp. 427-439.

Black, J. W., W. A. M. Duncan, C. J. Durant, C. R. Ganellin & E. M. Parsons, "Definition and Antagonism of Histamine H₂-Receptors", *Nature*, vol. 236 (Apr. 21, 1972), pp. 385-390.

Dews, P. B. & J. D. P. Graham, "The Antihistamine Substance 2786 R.P.", *Brit. J. Pharmacol.*, vol. 1 (1946), p. 278.

Loew, E. R. & O. Chickering, "Gastric Secretion in Dogs Treated with Histamine Antagonist, Thymoxyethyl-diethylamine", *Proc. Soc. Exp. Biol. and Med.*, vol. 48 (1941), pp. 65-68.

Lantz, Michael D. and T. J. Wozniak, "Stability of Nizatidine in Extemporaneous Oral Liquid Preparations", *American Journal of Hospital Pharmacy*, vol. 47 (Dec. 1990), pp. 2716-2719.

Nakamoto, T., M. McCroskey & H. M. Mallek, "The Role of Ascorbic Acid Deficiency in Human Gingivitis—A New Hypothesis", *J. Theor. Biol.*, vol. 108 (1984), pp. 163-171.

Pernsteiner, C. L. & M. M. Ash, "Effect of Topical Application of Phenylephrine Hydrochloride on Hyperplastic Gingivitis", *J. Periodontol.*, vol. 48 (1977), pp. 473-477.

Trendelenburg, U., "The Action of Histamine and 5-Hydroxytryptamine on Isolated Mammalian Atria", *J. Pharmacol. & Exp. Ther.*, vol. 130 (1960), pp. 450-460.

Primary Examiner—Shep K. Rose

Attorney, Agent, or Firm—J. R. Crosmun; M. B. Graff; D. L. Suter

[57] ABSTRACT

The subject invention relates to methods for prevention or treatment of gingivitis or periodontitis comprising topical administration, to gingival tissues of the oral cavity, of a composition comprising a safe and effective amount of a selective histamine-2 receptor antagonist compound, and oral care compositions used therefore.

27 Claims, No Drawings

Related U.S. Application Data

[60] Division of Ser. No. 19,782, Mar. 5, 1993, Pat. No. 5,294,433, which is a continuation-in-part of Ser. No. 868,805, Apr. 15, 1992, abandoned.

[51] Int. Cl.⁵ **A61K 7/16; A61K 7/18; A61K 7/22**

[52] U.S. Cl. **424/52; 424/49; 424/54; 514/399; 514/406; 514/900; 514/902**

[58] Field of Search **424/49-58; 514/900-902**

[56] References Cited

U.S. PATENT DOCUMENTS

3,574,859	4/1971	Kosti	424/330
3,822,349	7/1974	Kosti	424/54
3,832,460	8/1974	Kosti	424/54
3,839,522	10/1974	Kosti	424/54
3,950,333	4/1976	Durant et al.	260/250 A
4,128,658	12/1978	Price et al.	424/285
4,256,743	3/1981	Goldhaber	424/247
4,283,408	8/1981	Hirata et al.	424/270
4,293,557	10/1981	Shibata et al.	424/267
4,375,547	3/1983	Pioch	548/205
4,386,099	5/1983	Cereda et al.	424/273 R
4,569,837	2/1986	Suzuki et al.	424/28
4,585,790	4/1986	Padfield et al.	514/471
4,933,182	6/1990	Higashi et al.	424/435

FOREIGN PATENT DOCUMENTS

950833	7/1974	Canada .	
0241179	10/1987	European Pat. Off.	A61K 9/70
0256566	2/1988	European Pat. Off.	A61K 7/26
0349657	1/1990	European Pat. Off.	A61K 31/55
4-89428	3/1992	Japan	A61K 31/13
1045031	10/1966	United Kingdom	A61K 7/16

USE OF H-2 ANTAGONISTS FOR TREATMENT OF GINGIVITIS

This is a division of application Ser. No. 08/019,782, filed on Mar. 5, 1993, now U.S. Pat. No. 5,294,433, which is a continuation-in-part of application Ser. No. 07/868,805, filed on Apr. 15, 1992, now abandoned.

TECHNICAL FIELD

The subject invention relates to methods and compositions for the prevention and treatment of gingivitis and soft tissue aspects of periodontitis.

BACKGROUND OF THE INVENTION

"Gingivitis", as used herein, means inflammation of the gingiva (gums); it is often due to infection. Gingivitis is usually caused by the build-up of plaque, a sticky deposit of bacteria, mucous, food particles and other irritants, around the base of the teeth. It is believed that toxins produced by bacteria within the plaque irritate the gums, causing the gums to become infected, tender, and swollen. Gingivitis can also result from injury to the gums, usually from over vigorous tooth brushing or careless flossing.

Periodontitis", as used herein, means inflammation of the periodontium (the tissues that support the teeth). Chronic periodontitis is a complication of untreated gingivitis. If gingivitis is neglected, inflamed gum tissue at the base of the teeth becomes damaged and pockets form between the gums and the teeth. Plaque then collects in these pockets. The bacteria in the plaque attack the periodontal tissues, causing them to become inflamed and detached from the teeth. In advanced stages, the bacteria eventually erode the bones surrounding the teeth. However, as used herein, periodontitis is limited to the soft tissue (non-bone) aspects of the disease.

Histamine is a chemical present in cells throughout the body that is released during an allergic reaction and in instances of chronic inflammation. Histamine is one of the substances responsible for the symptoms of inflammation. It also stimulates production of acid by the stomach and narrows the bronchi (airways) in the lungs.

The effects of histamine can be counteracted by antihistaminic drugs, of which there are two well-known classes: histamine-1 receptor antagonists (H-1 antagonists) and histamine-2 receptor antagonists (H-2 antagonists). H-1 antagonists drugs are commonly used for treatment of a number of inflammatory conditions including hives and other rashes to relieve itching, swelling and redness, allergic rhinitis to relieve sneezing and runny nose, colds to dry up nasal secretions, and cough. Common H-1 antagonist drugs include chlorpheniramine, diphenhydramine, promethazine, terphenadine, trimeprazine and triprolidine.

References which disclose the use of various H-1 antagonists in oral care products or for treatment of various oral conditions are disclosed in the following references: U.S. Pat. No. 3,574,859 issued to Kosti on Apr. 13, 1971; U.S. Pat. No. 3,822,349 issued to Kosti on Jul. 2, 1974; U.S. Pat. No. 3,832,460 issued to Kosti on Aug. 27, 1974; U.S. Pat. No. 3,839,522 issued to Kosti on Oct. 1, 1974; U.S. Pat. No. 4,256,743 issued to Goldhaber on Mar. 17, 1981; U.S. Pat. No. 4,569,837 issued to Suzuki, Ikura, Noguchi, Izumizawa & Kinoshita on Feb. 11, 1986; U.S. Pat. No. 4,933,182 issued to Higashi, Kametaka, Izumi, Morisaki & Hayashi on Jun. 12, 1990; European Patent Application No. 0,241,179 of Rohto

Pharmaceutical Company, published Oct. 14, 1987; European Patent Application No. 0,256,566 of ISCO-FAR, published Feb. 24, 1988; European Patent Application No. 0,349,657 of Thornfeldt & Thornfeldt, published Jan. 10, 1990; British Patent Specification No. 1,045,031 of Kawakami, published Oct. 5, 1966; Canadian Patent No. 950,833 of Kosti, issued Jul. 9, 1974; Nakamoto, T., M. McCroskey & H. M. Mallek, "The Role of Ascorbic Acid Deficiency in Human Gingivitis—A New Hypothesis", *J. Theor. Biol.*, Vol. 108 (1984), pp. 163-171; and Pernsteiner, C. L. & M. M. Ash, "Effect of Topical Application of Phenylephrine Hydrochloride on Hyperplastic Gingivitis", *J. Periodontol.*, Vol. 48 (1977), pp. 473-477.

H-2 antagonists have not generally been found useful for treatment of inflammatory conditions. Instead, they are extensively used as drugs for preventing release of acid in the stomach to promote the healing of peptic ulcers and to relieve symptoms of esophagitis. Examples of well-known H-2 antagonist drugs include cimetidine, ranitidine and famotidine.

PCT Patent Application No. WO 89/04178 of Aktiebolaget Hassle, published May 18, 1989, discloses the use of H-2 antagonists for treatment of bone diseases, including the bone loss resulting from periodontal disease. The disclosed utility is achieved through systemic dosing of the H-2 antagonists. It is an object of the subject invention to provide a topical, oral treatment for gingivitis and soft tissue aspects of periodontitis.

SUMMARY OF THE INVENTION

The subject invention relates to methods for prevention or treatment of gingivitis or periodontitis comprising topical administration, to gingival tissues of the oral cavity, of a composition comprising a safe and effective amount of a selective histamine-2 receptor antagonist compound.

DETAILED DESCRIPTION OF THE INVENTION

The subject invention involves a novel use of histamine-2 (H-2 or H₂) receptor antagonist compounds (H-2 antagonists). As used herein, selective H-2 antagonists are compounds which block H-2 receptors, but do not have meaningful activity in blocking histamine-1 (H-1 or H₁) receptors.

Selective H-2 Antagonists

Histamine stimulates the contraction of smooth muscle from various organs, such as the gut and bronchi, and this effect can be suppressed by low concentrations of mepyramine—a typical antihistaminic drug. The pharmacological receptors involved in these mepyramine-sensitive histamine responses have been defined as H-1 receptors (Ash, A. S. F. & H. O. Schild, *Brit. J. Pharmacol. Chemother.*, Vol. 27 (1966), p. 427, incorporated herein by reference). Histamine also stimulates the secretion of acid by the stomach (Loew, E. R. & O. Chickering, *Proc. Soc. Exp. Biol. Med.*, Vol. 48 (1941), p. 65, incorporated herein by reference), increases the head rate (Trendelenburg, U., *J. Pharmacol.*, Vol. 130 (1960), p. 450, incorporated herein by reference), and inhibits contractions in the rat uterus (Dews, P. B. & J. D. P. Graham, *Brit. J. Pharmacol. Chemother.*, Vol. I (1946), p. 278, incorporated herein by reference); these actions cannot be antagonized by mepyramine and related drugs. The subject invention involves the use of compounds which specifically blockade the receptors

involved in mepyramine-insensitive, non-H-1 (H-2), histamine responses, and which do not blockade the receptors involved in mepyramine-sensitive histamine responses.

Selective H-2 antagonists are those compounds found to be H-2 antagonists through their performance in classical preclinical screening tests for H-2 antagonist function. Selective H-2 antagonists are identified as compounds which can be demonstrated to function as competitive or non-competitive inhibitors of histamine-mediated effects in those screening models specifically dependent upon H-2 receptor function, but to lack significant histamine antagonist activity in those screening models dependent upon H-1 receptor function. Specifically, this includes compounds that would be classified as described by Black, J. W., W. A. M. Duncan, C. J. Durant, C. R. Ganellin & E. M. Parsons, "Definition and Antagonism of Histamine H₂-Receptors", *Nature*, Vol. 236 (Apr. 21, 1972), pp. 385-390 (*Black*), incorporated herein by reference, as H-2 antagonists if assessed as described by *Black* through testing with the guinea pig spontaneously beating right atria in vitro assay and the rat gastric acid secretion in vivo assay, but shown to lack in significant H-1 antagonist activity relative to H-2 antagonist activity, if assessed as described by *Black* with either the guinea pig ileum contraction in vitro assay or the rat stomach muscle contraction in vivo assay. Preferably selective H-2 antagonists demonstrate no significant H-1 activity at reasonable dosage levels in the above H-1 assays. (A typical reasonable dosage level is the lowest dosage level at which 90% inhibition of histamine, preferably 99% inhibition of histamine, is achieved in the above H-2 assays).

Selective H-2 antagonists include compounds meeting the above criteria which are disclosed in the following U.S. Pat. Nos.: 3,751,470; 3,876,647; 3,881,016; 3,891,764; 3,894,151; 3,897,444; 3,905,964; 3,910,896; 3,920,822; 3,932,443; 3,932,644; 3,950,333; 3,968,227; 3,971,786; 3,975,530; 3,979,398; 4,000,296; 4,005,205; 4,024,271; 4,034,101; 4,035,374; 4,036,971; 4,038,408; 4,056,620; 4,056,621; 4,060,621; 4,062,863; 4,062,967; 4,070,472; 4,072,748; 4,083,983; 4,083,988; 4,084,001; 4,090,026; 4,093,729; 4,098,898; 4,104,381; 4,104,472; 4,105,770; 4,107,319; 4,109,003; 4,112,104; 4,112,234; Re. 29,761; 4,118,496; 4,118,502; 4,120,966; 4,120,968; 4,120,972; 4,120,973; 4,128,658; 4,129,657; 4,133,886; 4,137,319; 4,139,624; 4,140,783; 4,145,546; 4,151,289; 4,152,443; 4,152,453; 4,153,793; 4,154,834; 4,154,838; 4,156,727; 4,157,347; 4,158,013; 4,160,030; 4,165,377; 4,165,378; 4,166,856; 4,166,857; 4,169,855; 4,170,652; 4,173,644; 4,181,730; 4,185,103; 4,189,488; 4,190,664; 4,191,769; 4,192,879; 4,197,305; 4,200,578; 4,200,760; 4,203,909; 4,210,652; 4,210,658; 4,212,875; 4,215,125; 4,215,126; 4,216,318; 4,218,452; 4,218,466; 4,219,553; 4,220,767; 4,221,737; 4,227,000; 4,233,302; 4,234,588; 4,234,735; 4,238,493; 4,238,494; 4,239,769; Re. 30,457; 4,242,350; 4,242,351; 4,247,558; 4,250,316; 4,252,819; 4,255,425; 4,255,440; 4,260,744; 4,262,126; 4,264,608; 4,264,614; 4,265,896; 4,269,844; 4,271,169; 4,276,297; 4,276,301; 4,279,819; 4,279,911; 4,282,213; 4,282,221; 4,282,224; 4,282,234; 4,282,363; 4,283,408; 4,285,952; 4,288,443; 4,289,876; 4,293,557; 4,301,165; 4,302,464; 4,304,780; 4,307,104; 4,308,275; 4,309,433; 4,309,435; 4,310,532; 4,315,009; 4,317,819; 4,318,858; 4,318,913; 4,323,566; 4,324,789; 4,331,668; 4,332,949; 4,333,946; 4,336,394; 4,338,328; 4,338,447; 4,338,448; 4,341,787; 4,342,765; 4,347,250; 4,347,370; 4,359,466; 4,362,728; 4,366,164; 4,372,963; 4,374,248; 4,374,251; 4,374,839;

4,374,843; 4,375,435; 4,375,472; 4,375,547; 4,379,158; 4,380,638; 4,380,639; 4,382,090; 4,382,929; 4,383,115; 4,385,058; 4,386,099; 4,386,211; 4,388,317; 4,388,319; 4,390,701; 4,394,508; 4,395,419; 4,395,553; 4,399,142; 4,405,621; 4,405,624; 4,407,808; 4,410,523; 4,413,130; 4,426,526; 4,427,685; 4,432,983; 4,433,154; 4,435,396; 4,438,127; 4,439,437; 4,439,444; 4,439,609; 4,440,775; 4,442,110; 4,443,613; 4,447,441; 4,447,611; Re. 31,588; 4,450,161; 4,450,168; 4,451,463; 4,452,985; 4,452,987; 4,458,077; 4,461,900; 4,461,901; 4,464,374; 4,465,841; 4,466,970; 4,467,087; 4,468,399; 4,470,985; 4,471,122; 4,474,790; 4,474,794; 4,476,126; 4,481,199; 4,482,552; 4,482,563; 4,482,566; 4,485,104; 4,490,527; 4,491,586; 4,492,711; 4,493,840; 4,496,564; 4,496,571; 4,499,101; 4,500,462; 4,501,747; 4,503,051; 4,507,296; 4,507,485; 4,510,309; 4,510,313; 4,514,408; 4,514,413; 4,515,806; 4,518,598; 4,520,025; 4,521,418; 4,521,625; 4,522,943; 4,523,015; 4,524,071; 4,525,477; 4,526,973; 4,526,995; 4,528,375; 4,528,377; 4,528,378; 4,529,723; 4,529,731; 4,536,508; 4,537,779; 4,537,968; 4,539,207; 4,539,316; 4,540,699; 4,543,352; 4,546,188; 4,547,512; 4,548,944; 4,550,118; 4,551,466; 4,558,044; 4,558,128; 4,559,344; 4,560,690; 4,564,623; 4,567,176; 4,567,191; 4,570,000; 4,571,394; 4,571,398; 4,574,126; 4,578,388; 4,578,459; 4,578,471; 4,584,384; 4,585,781; 4,587,254; 4,588,719; 4,588,826; 4,590,192; 4,590,299; 4,595,683; 4,595,758; 4,596,811; 4,599,346; 4,600,720; 4,600,779; 4,600,780; 4,604,465; 4,607,105; 4,607,107; 4,608,380; 4,612,309; 4,613,596; 4,613,602; 4,621,142; 4,622,316; 4,632,927; 4,632,993; 4,634,701; 4,638,001; 4,639,442; 4,639,523; 4,643,993; 4,644,006; 4,645,841; 4,647,559; 4,649,141; 4,649,145; 4,649,150; 4,650,893; 4,652,572; 4,652,575; 4,656,176; 4,656,180; 4,657,908; 4,659,721; 4,663,331; 4,665,073; 4,666,932; 4,668,673; 4,668,786; 4,670,448; 4,673,747; 4,675,406; 4,681,883; 4,683,228; 4,687,856; 4,692,445; 4,692,456; 4,692,531; 4,694,008; 4,696,933; 4,699,906; 4,699,915; 4,704,388; 4,705,873; 4,710,498; 4,716,228; 4,722,925; 4,727,081; 4,727,169; 4,728,655; 4,732,980; 4,738,960; 4,738,969; 4,738,983; 4,742,055; 4,743,600; 4,743,692; 4,745,110; 4,746,672; 4,748,164; 4,748,165; 4,749,790; 4,758,576; 4,760,075; 4,762,932; 4,764,612; 4,767,769; 4,769,473; 4,772,704; 4,777,168; 4,777,179; 4,788,184; 4,788,187; 4,788,195; 4,795,755; 4,806,548; 4,808,569; 4,814,341; 4,816,583; 4,837,316; 4,847,264; 4,851,410; 4,871,765; 4,886,910; 4,886,912; 4,894,372; 4,904,792; 4,912,101; 4,912,132; 4,937,253; 4,952,589; 4,952,591; 4,957,932; 4,965,365; 4,972,267; 4,988,828; 5,008,256; 5,021,429; 5,025,014; 5,037,837; 5,037,840; 5,047,411.

Selective H-2 antagonists include compounds meeting the above criteria which are disclosed in the following European Patent Applications: 7,326; 10,893; 17,679; 17,680; 29,303; 31,388; 32,143; 32,916; 49,049; 50,407; 57,227; 67,436; 73,971; 74,229; 79,297; 80,739; 86,647; 89,765; 103,503; 103,390; 104,611; 105,703; 112,637; 122,978; 134,096; 141,119; 141,560; 156,286; 169,969; 171,342; 172,968; 173,377; 178,503; 180,500; 181,471; 186,275; 204,148; 213,571; 277,900; 355,612; 417,751; 445,949; 454,449; 454,469.

Selective H-2 antagonists include compounds meeting the above criteria which are disclosed in World Patent Application No. 91-10,656.

Selective H-2 antagonists include compounds meeting the above criteria which are disclosed in the following U.K. Patent Applications: 1,341,590; 1,531,237; 1,565,647; 1,574,214; 2,001,624; 2,067,987; 2,094,300; 2,117,769; 2,124,622; 2,146,331; 2,149,406; 2,162,174; 2,209,163.

Selective H-2 antagonists include compounds meeting the above criteria which are disclosed in the following Belgian Patent Applications: 857,218; 857,219; 866,155; 884,820; 892,350; 905,235; 1,000,307.

Selective H-2 antagonists include compounds meeting the above criteria which are disclosed in the following German Patent Applications: 3,044,566; 3,341,750; 3,644,246.

Selective H-2 antagonists include compounds meeting the above criteria which are disclosed in the following French Patent Applications: 2,515,181; 2,531,703.

Selective H-2 antagonists include compounds meeting the above criteria which are disclosed in the following Spanish Patent Applications: 85-06,610; 86-05,244.

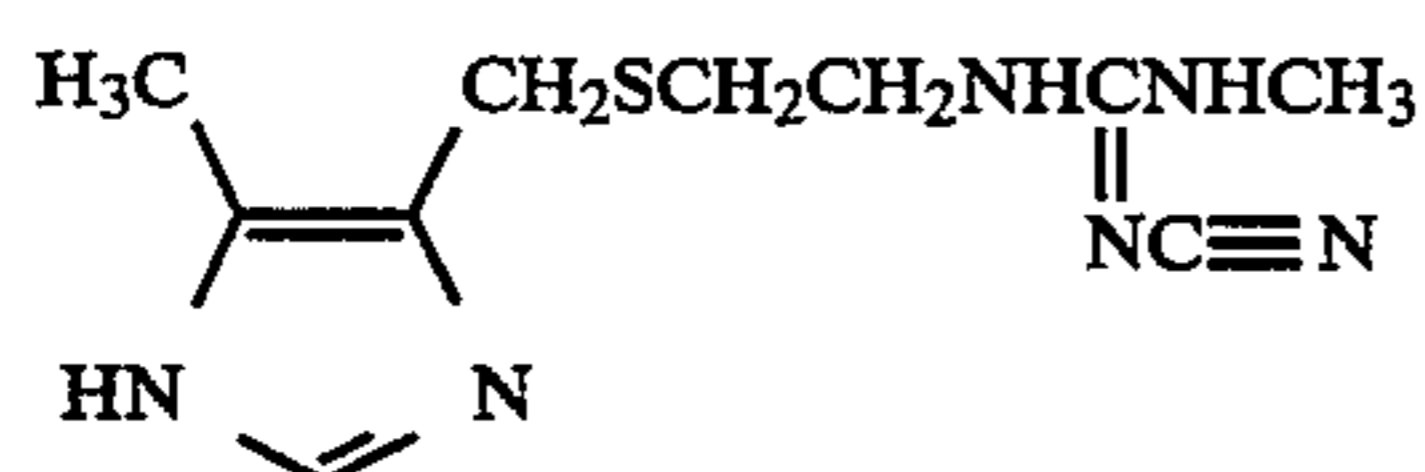
Selective H-2 antagonists include compounds meeting the above criteria which are disclosed in Netherlands Patent Application No. 88-02,089.

Selective H-2 antagonists include compounds meeting the above criteria which are disclosed in South African Patent Application No. 83-05,356.

Selective H-2 antagonists include compounds meeting the above criteria which are disclosed in the following Japanese Patent Applications: 53/005,180; 54/106,468; 55/053,247; 55/115,860; 55/115,877; 56/135,479; 57/054,177; 57/165,348; 57/169,452; 58/015,944; 58/072,572; 58/072,573; 58/090,569; 59/007,172; 59/010,582; 59/093,050; 59/093,051; 59/190,973; 60/197,663; 60/226,180; 60/228,465; 60/237,082; 61/063,665; 61/063,676; 61/115,072; 62/005,969; 62/126,169; 63/122,679; 63/183,563; 02/000,178; 02/056,449; 03/251,571.

Compounds cited in the following patent publications are disclosed to have H-1 and/or H-2 antagonist properties. As with compounds disclosed in the above lists of patent publications, only compounds having selective H-2 antagonist properties, as determined by the test methods described hereinabove, are included in the methods and compositions of the subject invention. The patent publications are U.S. Pat. Nos. 3,894,151; 3,954,982; 4,000,302; 4,104,382; 4,145,546; 4,154,834; 4,159,329; 4,185,103; 4,218,452; 4,220,767; 4,221,914; 4,234,588; 4,255,428; 4,305,945; 4,342,765; 4,374,836; 4,439,435; 4,496,567; 4,497,812; 4,539,207; 4,558,128; 4,634,701; 4,639,519; 4,649,141; 4,687,856; 4,723,017; 4,757,060; 4,912,119; 5,037,815; European Patent Application Nos. 24,873; 83,186; 148,096; 176,049; 320,550; 321,613; 426,479; 437,645; U.K. Patent Application Nos. 1,341,375; 1,582,527; Belgian Patent Application No. 849,810; Japanese Patent Application Nos. 59/036,674; 59/225,172; 59/225,186; 60/004,182; 60/013,768; 60/202,883.

Selective H-2 antagonists include the substituted thi-oalkyl-, aminoalkyl- and oxyalkyl-guanidines meeting the above criteria which are disclosed in U.S. Pat. No. 3,950,333 issued to Durant, Emmett & Ganellin on Apr. 13, 1976. Particularly preferred is cimetidine (SKF-92334), N-cyano-N'-methyl-N''-(2-(((5-methyl-1H-imidazol-4-yl)methyl)thio)ethyl)guanidine:

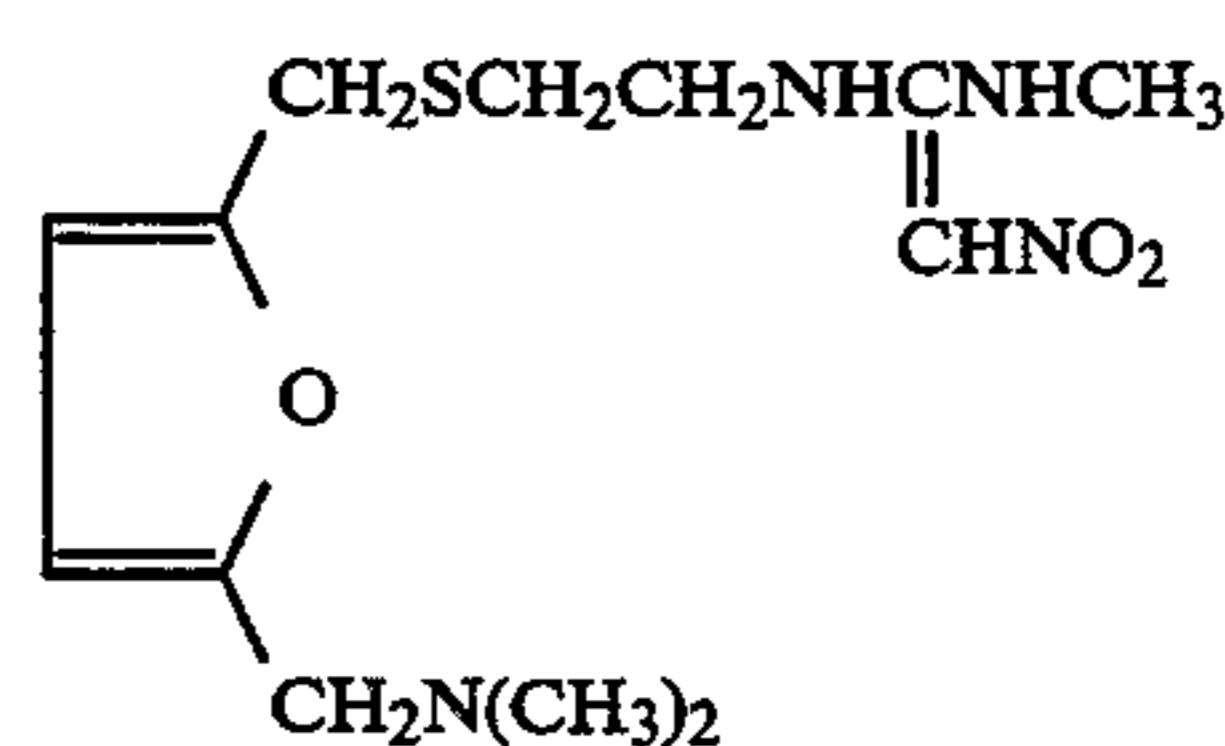


Cimetidine is also disclosed in the *Merck Index*, 11th edition (1989), p. 354 (entry no. 2279), and *Physicians' Desk Reference*, 46th edition (1992), p. 2228. Related

preferred H-2 antagonists include burimamide and metiamide.

Selective H-2 antagonists include the imadazolylmethylthioethyl alkynyl guanidines meeting the above criteria which are disclosed in U.S. Pat. No. 4,112,234 issued to Crenshaw & Luke on Sep. 5, 1978. Preferred is etintidine (BL-5641, BL-5641A), N-cyano-N'-(2-(((5-methyl-1H-imidazol-4-yl)methyl)thio)ethyl)-N''-2-propynyl-guanidine.

Selective H-2 antagonists include the aminoalkyl furan derivatives meeting the above criteria which are disclosed in U.S. Pat. No. 4,128,658 issued to Price, Clitherow & Bradshaw on Dec. 5, 1978. Particularly preferred is ranitidine, especially its hydrochloride salt (AH-19065). Ranitidine is N-(2-(((5-((dimethylamino)methyl)-2-furanyl)methyl)thio)ethyl)-N'-methyl-2-nitro-1,1-ethenediamine:



Ranitidine is also disclosed in the *Merck Index*, 11th edition (1989), p. 1291 (entry no. 8126), and *Physicians' Desk Reference*, 46th edition (1992), p. 1063. Related preferred compounds include hydroxymethyl ranitidine; ranitidine bismuth citrate (GR-122311, GR-122311X); and AH-18801, N-cyano-N'-(2-(((5-((dimethylamino)methyl)-2-furanyl)methyl)thio)ethyl)-N''-methyl-guanidine.

Selective H-2 antagonists include the guanidine derivatives of imidazoles and thiazoles meeting the above criteria which are disclosed in U.S. Pat. No. 4,165,377 issued to Jones & Yellin on Aug. 21, 1979. Preferred is ICIA-5165, N-(4-(2-((aminoiminomethyl)amino)-4-thiazolyl)butyl)-N'-cyano-N''-methyl-guanidine.

Selective H-2 antagonists include the guanidine derivatives of imidazoles and thiazoles meeting the above criteria which are disclosed in U.S. Pat. No. 4,165,378 issued to Gilman, Wardleworth & Yellin on Aug. 21, 1979. Preferred is tiotidine (ICI-125211), N-(2-(((2-((aminoiminomethyl)amino)-4-thiazolyl)methyl)thio)ethyl)-N'-cyano-N''-methyl-guanidine.

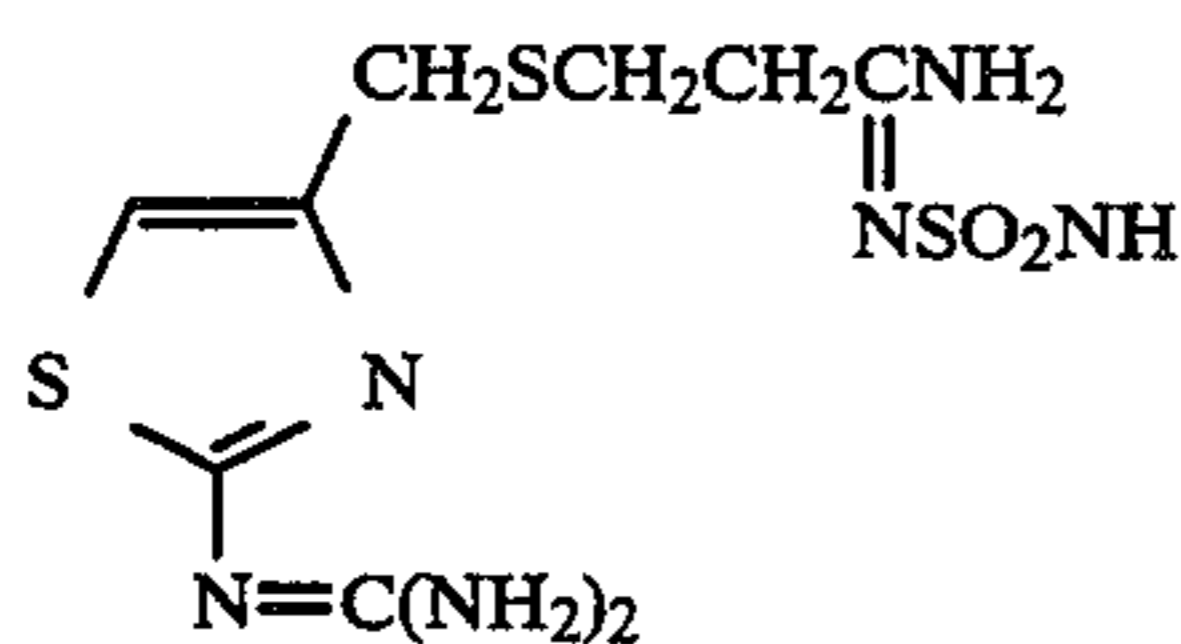
Selective H-2 antagonists include the N-alkynyl-N'-(omega-((5-substituted-2-furyl)alkylthio)alkyl)-derivatives of N''-cyanoguanidine and of 1,1-diamino-2-(substituted)-ethylene compounds meeting the above criteria which are disclosed in U.S. Pat. No. 4,203,909 issued to Algieri & Crenshaw on May 20, 1980. Preferred is ORF-17578, N-(2-(((5-((dimethylamino)methyl)-2-furanyl)methyl)thio)ethyl)-2-nitro-N'-2-propynyl-, 1-ethene diamine.

Selective H-2 antagonists include the substituted pyrimidine compounds meeting the above criteria which are disclosed in U.S. Pat. No. 4,234,588 issued to Brown & Ife on Nov. 18, 1980. Preferred are lupitidine (SKF-93479), 2-(((2-(((5-((dimethylamino)methyl)-2-uranyl)methyl)thio)ethyl)amino)-5-((6-methyl-3-pyridinyl)methyl)-4(1H)-pyrimidinone; and donetidine (SKF-3574), 5-(((1,2-dihydro-2-oxo-4-pyridinyl)methyl)-2-(((2-(((5-((dimethylamino)methyl)-2-furanyl)methyl)thio)ethyl)-amino)-4(1H)-pyrimidinone. Also preferred are related compounds SKF-93828, 2-(((2-5-(((4-(dimethylaminomethyl)-2-pyridyl)methyl)thio)ethyl)amino)-

5-(2-methyl-5-pyridyl)pyrimidin-4-one; and SKF-93996, the 2-(4-(4-(dimethylaminomethyl)-2-pyridyl)-butylamino) analogue of SKF 93828.

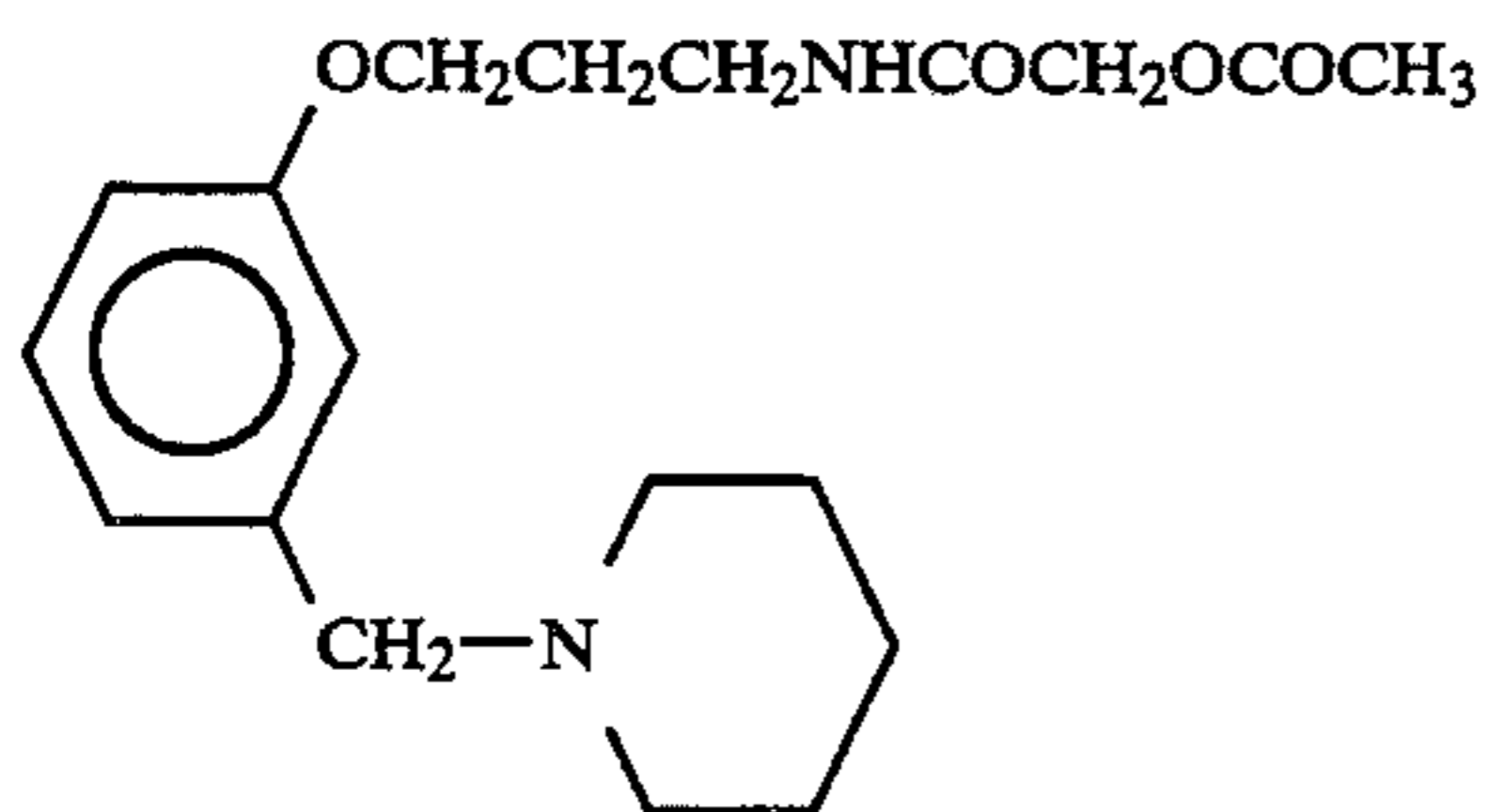
Selective H-2 antagonists include the 3-amino-5-(4-pyridyl)-1,2,4-triazole derivatives meeting the above criteria which are disclosed in U.S. Pat. No. 4,276,297 issued to Lipinski on Jun. 30, 1981. Preferred is 3-amino-5-(2-(ethylamino)-4-pyridyl)-1,2,4-triazole.

Selective H-2 antagonists include the guanidinothiazole compounds meeting the above criteria which are disclosed in U.S. Pat. No. 4,283,408 issued to Hirata, Yanagisawa, Ishii, Tsukamoto, Ito, Isomura & Takeda on Aug. 11, 1981. Preferred is famotidine (YM-11170, MK-208), 3-(((2-((aminoiminomethyl)amino)-4-thiazolyl)methyl)thio)-N-aminosulfonyl) propanimidamide:



Famotidine is also disclosed in the *Merck Index*, 11th edition (1989), p. 617 (entry no. 3881), and *Physicians' Desk Reference*, 46th edition (1992), p. 1524.

Selective H-2 antagonists include the phenoxypropylamine derivatives meeting the above criteria which are disclosed in U.S. Pat. No. 4,293,557 issued to Shibata, Itaya, Yamakoshi, Kurata, Koizumi, Tarutani, Sakuma & Konishi on Oct. 6, 1981. Preferred is roxatidine (Hoe-062, TZU-9368), 2-hydroxy-N-(3-(3-(1-piperidinylmethyl)phenoxy)propyl)-acetamide; and roxatidine acetate (pifatidine, Hoe-760, TZU-0460), 2-(acetyloxy)-N-(3-(3-(1-piperidinylmethyl)phenoxy)-propyl)-acetamide:

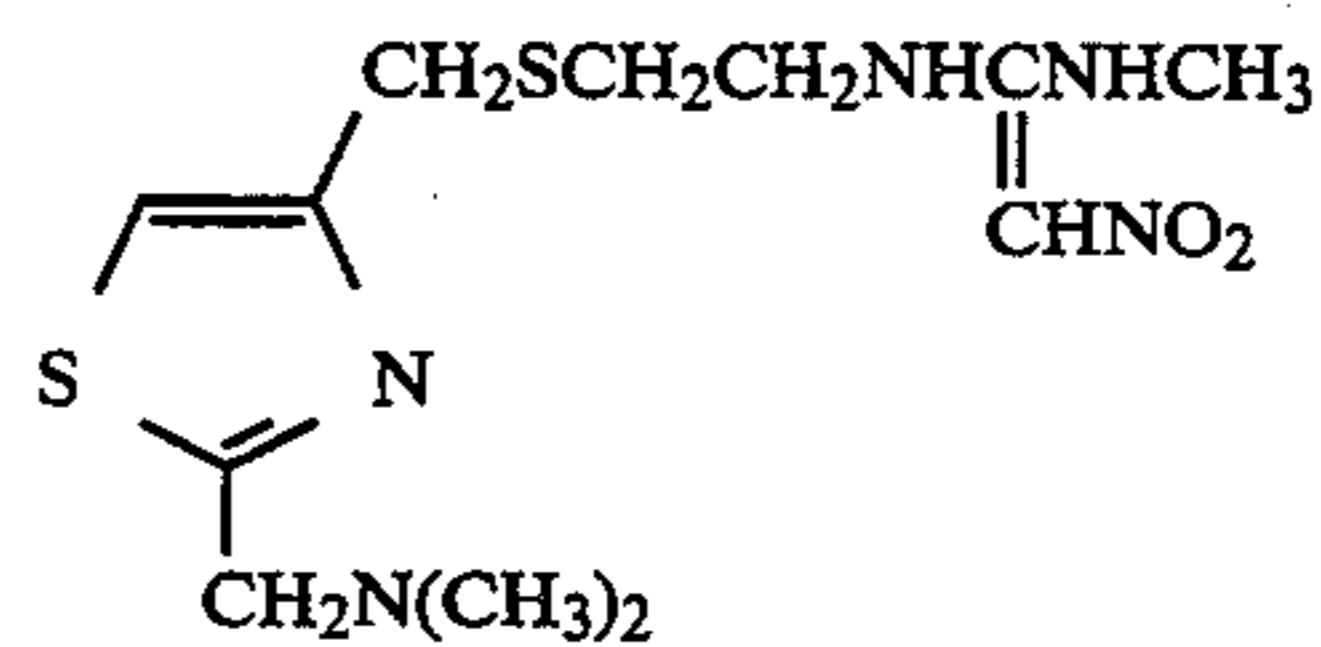


Roxatidine acetate is also disclosed in the *Merck Index*, 11th edition (1989), p. 1316 (entry no. 8252).

Selective H-2 antagonists include the 1,2,4-triazole-3,5-diamine derivatives meeting the above criteria which are disclosed in U.S. Pat. No. 4,318,913 issued to Clitherow, Bradshaw, Mackinnon, Price, Martin-Smith & Judd on Mar. 9, 1982. Preferred is lamtidine (AH-22216), 1-methyl-N5-(3-(3-(1-piperidinylmethyl)phenoxy)propyl)-1H-1,2,4-triazole-3,5-diamine. Also preferred are related compounds AH-21201 and AH-21272. Selective H-2 antagonists include the 3-(hydroxy or amino)-4-substituted amino- and 3,4-di(substituted amino)-1,2,5-thiadiazole-1-oxides and 1,1-dioxides meeting the above criteria which are disclosed in U.S. Pat. No. 4,374,248 issued to Crenshaw & Algieri on Feb. 15, 1983. Preferred are BL-6548 (ORF-17910), N-(3-(3-(4-methyl-1-piperidinyl)methyl)phenoxy)propyl)-1,2,5-thiadiazole-3,4-diamine 1-oxide; and BMY-25271, N-(2-(((5-(dimethylamino)methyl)-2-furanyl)methyl)thio)ethyl)-1,2,5-thiadiazole-3,4-diamine-1-oxide.

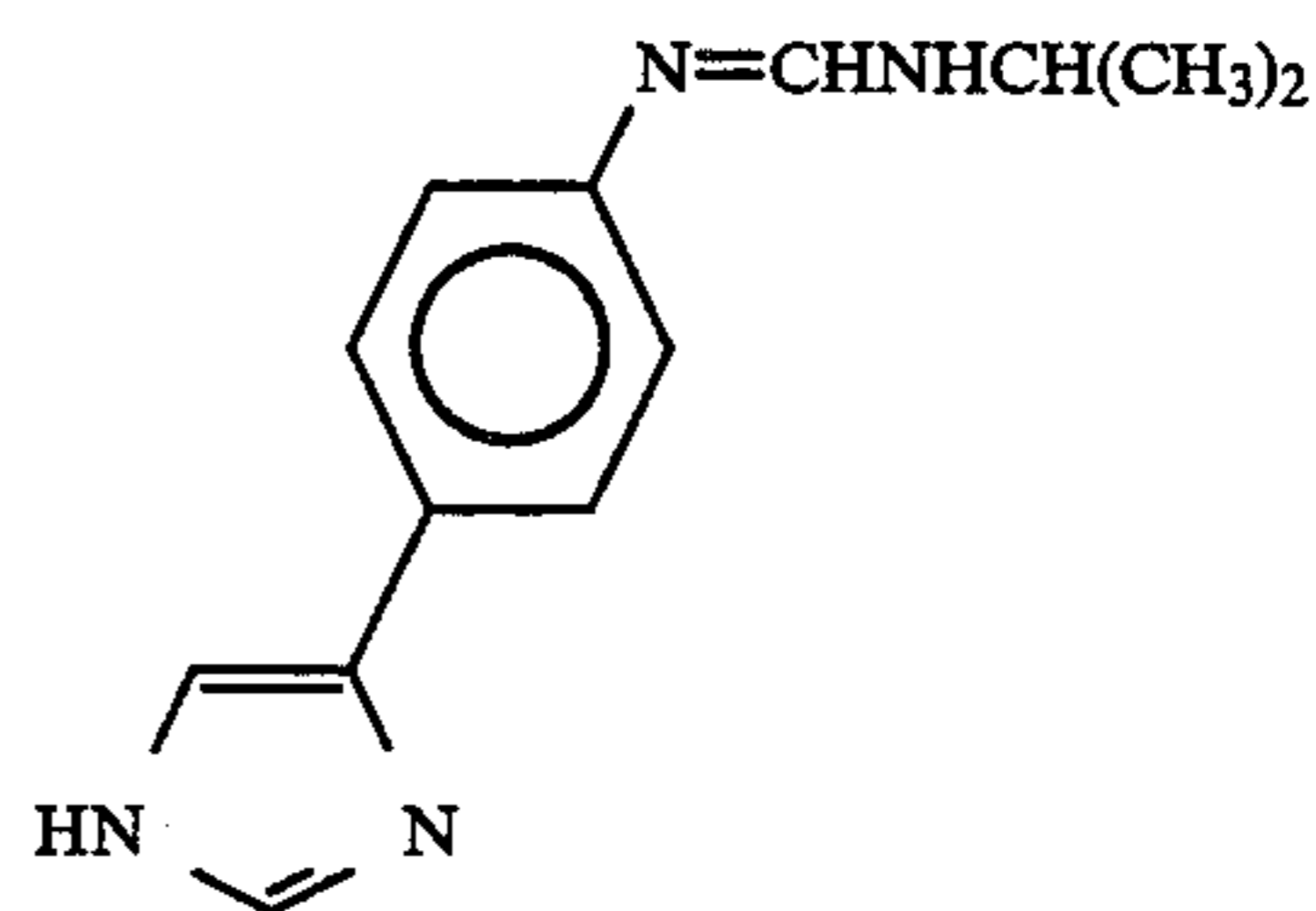
Selective H-2 antagonists include the 2-guanidino-4-heteroarylthiazoles meeting the above criteria which are disclosed in U.S. Pat. No. 4,374,843 issued to LaMattina & Lipinski on Feb. 22, 1983. Preferred is zaltidine (CP-57361-01), (4-(2-methyl-1H-imidazol-4-yl)-2-thiazolyl)-guanidine.

Selective H-2 antagonists include the N-alkyl-N'-((2-(aminoalkyl)4-thiazolylmethyl)thioalkyl)guanidines, thioureas, ethenediamines and related compounds meeting the above criteria which are disclosed in U.S. Pat. No. 4,375,547 issued to Ploch on Mar. 1, 1983. Preferred is nizatidine (LY-139037, ZL-101), N-(2-(((2-((dimethylamino)methyl)-4-thiazolyl)methyl)thio)ethyl)-N'-methyl-2-nitro-1,1-ethenediamine:



Nizatidine is also disclosed in the *Merck Index*, 11th edition (1989), p. 1052 (entry no. 6582), and *Physicians' Desk Reference*, 46th edition (1992), p. 1246.

Selective H-2 antagonists include the imidazolylphenyl amidines meeting the above criteria which are disclosed in U.S. Pat. No. 4,386,099 issued to Cereda, Donetti, Soldato & Bergamaschi on May 31, 1983. Preferred is mifentidine (DA-4577), N-(4-(1H-imidazol-4-yl)phenyl)-N'-(1-methylethyl)methanimidamide:



Mifentidine and its dihydrochloride salt are disclosed in the *Merck Index*, 11th edition (1989), p. 973 (entry no. 6108).

Selective H-2 antagonists include the 1-(substituted amino)-2-(amino or substituted amino)cyclobutene-3,4-diones meeting the above criteria which are disclosed in U.S. Pat. No. 4,390,701 issued to Algieri & Crenshaw on Jun. 28, 1983. Preferred are BMY-25368 (SKF-94482), 3-amino-4-(((3-(3-(1-piperidinylmethyl)phenoxy)propyl)amino)-3-cyclobutene-1,2-dione and its hydrochloride salt.

Selective H-2 antagonists include the 3-(hydroxy or amino)-4-(substituted amino)- and 3,4-di(substituted amino)-1,2,5-thiadiazole 1-oxides and 1,1-dioxides meeting the above criteria which are disclosed in U.S. Pat. No. 4,394,508 issued to Crenshaw & Algieri on Jul. 19, 1983. Preferred is BL-6341A (BMY-26539), (4-(((2-((4-amino-1,2,5-thiadiazol-3-yl)amino) ethyl)thio)methyl)-2-thiazolyl)-guanidine, S-oxide.

Selective H-2 antagonists include the cycloalkylamino derivatives meeting the above criteria which are disclosed in U.S. Pat. No. 4,427,685 issued to Stemp on Jan. 24, 1984. Preferred is N-(2-(((5-dimethylaminomethyl)-2-furanyl)methyl)thio)ethyl)-N'-cyclo-octyl-2-nitro-1,1'-ethenediamine.

Selective H-2 antagonists include alcohol guanidine derivatives meeting the above criteria which are disclosed in U.S. Pat. No. 4,451,463 issued to Large on May 29, 1984. Preferred is ICI-162846, 3-((imino((2,2,2-trifluoroethyl)amino)methyl)amino)-1H-pyrazole-1-pentanamide.

Selective H-2 antagonists include the thioalkylamide of nicotinic acid 1-oxide compounds meeting the above criteria which are disclosed in U.S. Pat. No. 4,474,790 issued to Nisato & Boveri on Oct. 2, 1984. Preferred is ramixotidine (CM-57755), N-(2-(((5-((dimethylamino)methyl)-2-furanyl)methyl)thio)ethyl)-3-pyridinecarboxamide 1-oxide.

Selective H-2 antagonists include the benzo-fused heterocyclic compounds meeting the above criteria which are disclosed in U.S. Pat. No. 4,490,527 issued to Schiehsler & Strike on Dec. 25, 1984. Preferred is Wy-45727, N-(2-(((5-dimethylamino)methyl)-2-furanyl)methyl)thio)ethyl)thieno(3,4-d)isothiazol-3-amine 1,1-dioxide.

Selective H-2 antagonists include the N-substituted nicotinamide 1-oxide compounds meeting the above criteria which are disclosed in U.S. Pat. No. 4,514,408 issued to Nisato & Boveri on Apr. 30, 1985. Preferred is SR-58042, N-(3-(3-(3-methyl)piperidinomethyl)phenoxy)propyl)-3-pyridinecarboxamide 1-oxide.

Selective H-2 antagonists include the 3-(amino or substituted amino)-4-(substituted amino)-1,2,5-thiadiazoles meeting the above criteria which are disclosed in U.S. Pat. Nos. 4,528,377 and 4,600,779 issued to Crenshaw & Algeri on Jul. 9, 1985 and Jul. 15, 1986, respectively. Preferred is BMY-25405, N-(3-(3-(1-piperidinylmethyl)phenoxy)propyl)-1,2,5-thiadiazole-3,4-diamine monohydrochloride.

Selective H-2 antagonists include the triazole amine derivatives meeting the above criteria which are disclosed in U.S. Pat. No. 4,536,508 issued to Clitherow, Price, Bradshaw, Martin-Smith, Mackinnon, Judd & Hayes on Aug. 20, 1985. Preferred is loxtidine (AH-23844), 1-methyl-5-((3-(3-(1-piperidinylmethyl)phenoxy)propyl)amino)-1H-1,2,4-triazole-3-ethanol.

Selective H-2 antagonists include the guanidino-heterocycl-phenylamidines meeting the above criteria which are disclosed in U.S. Pat. Nos. 4,548,944 and 4,645,841 issued to Bietti, Cereda, Donetti, Soldato, Giachetti & Micheletti on Oct. 22, 1985, and Feb. 24, 1987, respectively. Preferred is DA-4634, (4-(3-(((methylamino)methylene)amino)phenyl)-2-thiazolyl)-guanidine.

Selective H-2 antagonists include the amidine derivatives of 2-substituted 4-phenylimidazole compounds meeting the above criteria which are disclosed in U.S. Pat. No. 4,649,150 issued to Bietti, Cereda, Donetti, Giachetti & Pagani on Mar. 10, 1987. Preferred is bisfentidine (DA-5047), N-(1-methylethyl)-N'-(4-(2-methyl-1H-imidazol-4-yl)phenyl)-ethanimidamide.

Selective H-2 antagonists include the triazole amine compounds meeting the above criteria which are disclosed in U.S. Pat. No. 4,670,448 issued to Clitherow, Bradshaw, MacKinnon, Judd, Bays, Hayes & Pearce on Jun. 2, 1987. Preferred is sufotidine (AH-25352), 1-methyl-3-((methylsulfonyl)methyl)-N-(3-(3-(1-piperidinylmethyl)phenoxy)propyl)-1H-1,2,4-triazol-5-amine.

Selective H-2 antagonists include the sulfonamidines meeting the above criteria which are disclosed in U.S. Pat. No. 4,728,755 issued to Foguet, Anglada, Castello, Sacristan & Ortiz on Mar. 1, 1988. Preferred is ebroti-

dine (FI-3542), N-(((2-(((2-((aminoiminomethyl)amino)-4-hiazolyl)methyl)thio)ethyl)amino)methylene)-4-bromo-benzenesulfonamide.

Selective H-2 antagonists include the 1,3,4-thiadiazole derivatives meeting the above criteria which are disclosed in U.S. Pat. No. 4,738,960 issued to Schickaneder, Heter, Wegner, Schunack, Szelenyi, Postius & Ahrens on Apr. 19, 1988. Preferred is HE-30-256, 1-(3-(3-(piperidinomethyl)phenoxy)propylamino)-5-pyridin-2-sulfenamido-1,3,4-thiadiazole.

Selective H-2 antagonists include the ethylenediamine and guanidine-derivatives meeting the above criteria which are disclosed in U.S. Pat. No. 4,738,983 issued to Emig, Scheffler, Thiemer & Weischer on Apr. 19, 1988. Preferred is D-16637, N-(2-(((5-((tricyclo(2,2,1,0)hept-3-ylamino)methyl)-2-furanyl)methyl)thio)ethyl)-N-methyl-2-nitro-1,1-ethenediamine HCl.

Selective H-2 antagonists include the 4-aminomethylpyridyl-2-oxy derivatives meeting the above criteria which are disclosed in U.S. Pat. Nos. 4,912,101 and 4,977,267 issued to Hirakawa, Kashiwaba, Matsumoto, Hosoda, Sekine, Isowa, Yamaura, Sekine & Nishikawa on Mar. 27 and Dec. 11, 1990, respectively. Preferred is FRG-8813, N-(4-(4-(piperidinomethyl)pyridyl-2-oxy)-(Z)-2-butenyl)-2-(furfurylsulfinyl)acetamide.

Selective H-2 antagonists include the alkylamide derivatives meeting the above criteria which are disclosed in U.S. Pat. No. 4,837,316, issued to Sekine, Hirakawa, Kashiwaba, Yamaura, Harada, Katsuma, Matsumoto, Sekine & Isowa on Jun. 6, 1989. Preferred is FRG-8701, N-(3-(3-(piperidinomethyl)phenoxy)propyl)-2-(furfurylsulfinyl)acetamide.

Selective H-2 antagonists include the N,N'-disubstituted guanidine compounds meeting the above criteria which are disclosed in U.K. Patent Specification No. 1,531,237 of Durant, Ganellin & Parsons published on Nov. 8, 1978. Preferred is impromidine.

Selective H-2 antagonists include the 3,4-diamino-1,2,5-thiadiazole compounds meeting the above criteria which are disclosed in European Patent Application No. 0,040,696 of Baldwin, Bolhofer, Lumma, Amato, Karady & Weinstock, published Dec. 2, 1981. Preferred is L-643728, 4-amino-3-(2-(5-(dimethylaminomethyl)-2-furanylmethylthio)ethylamino)-5-thoxycarbonyliso-thiazole-1,1-dioxide.

Selective H-2 antagonists include the 2-substituted amino-4(1H)-pyrimidone derivatives meeting the above criteria which are disclosed in European Patent Application No. 0,186,275 of Yanagisawa, Ohta, Takagi & Takeuchi, published Jul. 2, 1986. Preferred is HB-408, 5-butyl-6-methyl-2-(3-(3-(piperidinomethyl)phenoxy)propylamino)pyrimidin-4(1H)-one.

Selective H-2 antagonists include the active compounds meeting the above criteria which are disclosed in Hoffman, J. M., A. M. Pietruszkiewicz, C. N. Haber, B. T. Phillips, W. A. Bolhofer, E. J. Cragoe, M. L. Torchiana, W. C. Lumma & J. J. Baldwin, "Conformational Requirements for Histamine H₂-Receptor Inhibitors: A Structure-Activity Study of Phenylene Analogues Related to Cimetidine and Tiotidine", *J. Med. Chem.*, Vol. 26 (1983), p. 140-144. Preferred is L-643441, N-(3-(3-(1-piperidinylmethyl)phenoxy)propyl)-1,2,5-thiadiazole-3,4-diamine 1-oxide.

Selective H-2 antagonists include the active compounds meeting the above criteria which are disclosed in Borchers, V. A., H. Engler, I. Szelenyi &

Selective H-2 antagonists include the active compounds meeting the above criteria which are disclosed

in Borchers, V. A., H. Engler, I. Szelenyi & W. Schunack, "Synthese und H₂-antihistaminische Wirkung N,N'-bismidazol-substituierter Thioharnstoffe, Cyano-

guanidine und 2-Nitro-1,1-ethendiamine", *Arzneim. Forsch.*, Vol. 32 (1982), pp. 1509-1512, Preferred is N-cyano-N',N''-bis(2-((5-methyl-4-imidazolyl)methylthio)ethyl)guanidine.

Selective H-2 antagonists include the active compounds meeting the above criteria which are disclosed in Elz, V. S. & W. Schunack, "H₂-antagonistische Aktivität Impromidin-analoger Cyanoguanidine", *Arzneim.-Forsch.*, Vol. 38(I), No. 1 (1988), pp. 7-10. Preferred is N-cyano-N'-(2-(4,5,6,7-tetrahydrobenzimidazol-2-yl)ethyl)-1-N''-(2-((5-methylimidazol-4-yl)methylthio)ethyl)guanidine.

Selective H-2 antagonists include the active compounds meeting the above criteria which are disclosed in Borella, L., J. Russell, T. J. Rimele, D. Grimes, A. Failli & G. N. Mir, "Antisecretory and Antiulcer Activities of a Potent New Histamine H₂-Receptor Antagonist with an Intermediate Duration of Action", *Arzneim. Forsch.*, Vol. 38(I), No. 3 (1988), pp. 366-372. Preferred is AY-29315, 4-(dimethylamino)-N-(2-((3-(1-piperidinylmethyl)phenoxy)propyl)amino)-1,2,5-thiadiazol-3-yl)amino)ethyl)butanamide S-oxide.

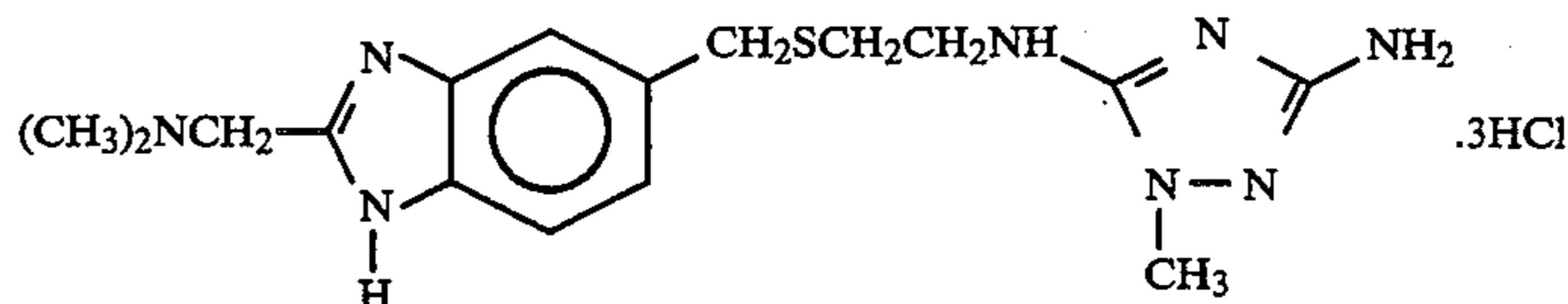
Selective H-2 antagonists include the active compounds meeting the above criteria which are disclosed in Muramatsu, M., Y. Isobe, I. Arai, H. Hirose-Kijima, C. Usuki-Ito, H. Nagai, H. Aihara & S. Otomo, "Effects of the New H₂-Receptor Antagonist 3-Amino-4-(4-(1-piperidinomethyl)-2-Pyridyloxy)-cis-2-butenylamino)-3-cyclobutene-1,2-dione Hydrochloride on Gastric Acid Secretion and Ulceration", *Arzneim. Forsch.*, Vol. 40(I), No. 1 (1990), pp. 49-54. Preferred is IT-066, 3-amino-4-(4-(1-piperidinomethyl)-2-pyridoxy)-cis-2-butenylamino)-3-cyclobutene-1,2-dione HCl.

Selective H-2 antagonists include the active compounds meeting the above criteria which are disclosed in Katz, L. B., A. J. Tobia & D. A. Shriver, "Effects of ORF-17583, Other Histamine H₂-Receptor Antagonists and Omeprazole on Gastric Acid Secretory States in Rats and Dogs", *The Journal of Pharmacology and Experimental Therapeutics*, Vol. 242 (1987), pp. 437-442. Preferred is ORF-17583 (BL-6217), N-(2-(((5-((dimethylamino)methyl)-2-furanyl)methyl)thio)ethyl)-N'-methyl-1,2,5-thiadiazole-3,4-diamine 1-oxide.

Selective H-2 antagonists include the active compounds meeting the above criteria which are disclosed in Nielsen, S. T., P. Dove, G. Palumbo, A. Sandor, C. Buonato, G. Schiehser, A. Santilli & D. Strike, "Two H₂-Receptor Antagonists as Inhibitors of Gastric Acid Secretion", *Fed. Proc.*, Vol. 43 (1984), Abst. No. 4617. Preferred are Wy-45086, N-(3-(3-((1-piperidinyl)methyl)phenoxy)propyl)-3-benzisothiazoleamine 1,1-dioxide and Wy-45253, N-(3-(3-(1-pyrrolidinylmethyl)phenoxy)propyl)-1,2-benzisothiazol-3-amine 1,1-dioxide HCl.

Selective H-2 antagonists include the active compound meeting the above criteria which are disclosed in Goto, Y., M. Yamada & T. Nagata, "Antisecretory

Activity of a Novel H-2 Antagonist, IK-82029, is Specific to Histamine-2 Receptors in the Rat", *Gastroenterology*, Vol. 90 (1986), p. 1435, IK-82029:



Selective H-2 antagonists include the active compounds meeting the above criteria which are disclosed in Tsuruya, Y., H. Matsukawa, H. Aoki & M. Seye, "The Pharmacological Properties of 2-N-(3-(3-(1-piperidinomethyl)phenoxy)propyl)amino-5-amino-1,3,4-thiadiazole (TAS), a New Histamine H₂-Receptor Antagonist: Comparison with Ranitidine and Cimetidine", *Japan J. Pharmacol.*, Vol. 63(Suppl.) (1984), p. 90P-91P. Preferred is TAS, N,N-(3-(1-piperidinomethyl)phenoxypropyl)amino-5-amino-1,3,4-thiadiazole.

Selective H-2 antagonists include the active compounds meeting the above criteria which are disclosed in Oshita, M., K. Morikawa, T. Aratani, H. Kato & Y. Ito, "Pharmacological Studies of 2-(3-(3-(1-Piperidinylmethyl)-phenoxy)propylamino)-4(3H)-Quinazolinone (NO-794), a New Histamine H₂-Receptor Antagonist", *Japan J. Pharmacol.*, Vol. 42 (1986), pp. 229-235. Preferred is NO-794, 2-((3-(3-(1-piperidinylmethyl)phenoxy)propyl)amino-4(3H)-quinazolinone.

Selective H-2 antagonists include the active compounds meeting the above criteria which are disclosed in Nishida, A., K. Miyata, I. Yanagisawa, M. Takeda, T. Kamato, H. Ito, H. Yuki, M. Yamano, R. Tsutsumi & K. Honda, "Effects of YM-14471, a Potent and Long-Lasting Histamine H₂-Receptor Antagonist, on Gastric Acid Secretion in Rats and Dogs", *Japan J. Pharmacol.*, Vol. 55 (Suppl 1) (1991), Abstract P497). Preferred is YM-14471, 2-(2-(2-diaminomethyleneamino)thiazol-4-ylmethylthio)ethyl)-5-(3-(diethylamino)propyl)-6-methyl-pyrimidin-4(1H)-one 3HCl.

H-2 antagonists include the active compounds meeting the above criteria which are disclosed in Ueda, I., K. Ishii, K. Shinozaki, M. Seiki, H. Arai & M. Hatanaka, "Synthesis and Pharmacological Properties of N-[3-{3-(1-Piperidinylmethyl)phenoxy}propyl]-2-(2-hydroxyethylthio)acetamide and Related Compounds as Antiulcer Agents. I", *Chem. Pharm. Bull.*, Vol. 38(11) (1990), p. 3035-3041. Preferred is N-(3-(3-(1-piperidinylmethyl)phenoxy)propyl)-2-(2-hydroxyethylthio)acetamide.

Selective H-2 antagonists include the active compounds meeting the above criteria which are disclosed in *Dialog File 3128*, Pharmaprojects Database entry no. 00015689, Mar. 21, 1991, PJB Publications Ltd., Richmond, Surrey, UK. Preferred is Z-300. Selective H-2 antagonists include the active compound meeting the above criteria which is disclosed in Nelson, S. T., "H₂-receptor Antagonist and Gastric Acid Antisecretory Properties of Wy-45,662", *Agents and Actions*, Vol. 19(3/4) (1986), pp. 158-163: Wy-45662, N-(3-(3-(1-piperidinylmethyl)phenoxy)propyl)-thieno(3,4-d)isothiazol-3-amine 1,1-dioxide.

Selective H-2 antagonists include the active compounds meeting the above criteria which are disclosed in Michael, J. D., J. D. Coombes, S. J. Cousins, D. B. Norris, T. J. Rising, B. C. Ross & A. Steward, "Synthe-

sis of 4-Alkyl-1,2,4,6-thiatiazine 1,1-dioxide derivatives: Potent New Histamine H₂ Antagonists", 190th ACS (Chicago), 1985, MEDI 33. Preferred is tuvatidine (HUK-978), (4-(((2-((5-amino-4-methyl-4H-1,2,4,6-thiatiazin-3-yl)amino)ethyl)thio)methyl)-2-thiazolyl)guanidine S,S-dioxide.

Selective H₂ antagonists include N-(3-(3-(1-piperidinyl)phenoxy)propyl)thieno(3,4-d)isothiazol-3-amine-1,1-dioxide, meeting the above criteria, as disclosed in Santilli, A. A., A. C. Scotese, R. L. Morris, G. A. Schiehser, D. M. Teller, S. T. Nielsen & D. P. Strike, "Syntheses and Gastric Acid Antisecretory Properties of the H₂-Receptor Antagonist N-[3-[3-(1-Piperidinylmethyl)phenoxy]propyl]thieno[3,4-d]isothiazol-3-amine 1,1-Dioxide and Related Derivatives, *J. Med. Chem.*, Vol. 31 (1988), pp. 1479-1486.

Selective H₂ antagonists include FCE-23067, 2-guanidine-5-(N-isopropylcarbamoyl)-4,5,6,7-tetrahydrothiazole(5,4-c)pyridine, meeting the above criteria.

Selective H₂ antagonists include CRC-1970, N-cyano-N'-methyl-N''-(2-(((4-methyl-5-oxazolyl)methyl)thio)ethyl)-guanidine, meeting the above criteria.

Selective H₂ antagonists include RGW-2568 (WHR-2568), N5-(3-((2,3-dihydro-1-(1-piperidinyl)-1H-inden-4-yl)oxy)propyl)-methyl-1H-1,2,4-triazole-3,5-diamine, meeting the above criteria.

Selective H₂ antagonists include the following compounds meeting the above criteria: 5,6-substituted 4-pyrimidone compounds disclosed in Spengler, J. -P., K. Wegner & W. Schunack, "H₂-Antihistaminics. 20. Structure-Activity Relationships in H₂-Receptor Antagonists Containing a 4-Pyrimidone Moiety", *Agents and Actions*, Vol. 14, No. 3/4 (19EH), pp. 566-568; 3- and 2-indole derivatives disclosed in Tecle, H., L. Robichaud & C. F. Schwender, "Potential Histamine H₂-Receptor Blockers. 3- and 2-Indole Derivatives as Immobile Analogues of Tautomeric Forms of Cimetidine", *J. Med. Chem.*, Vol. 24 (1981), pp. 1095-1097; benzylhistamine compounds disclosed in Emmett, J. C., G. J. Durant, C. R. Ganellin, A. M. Roe & J. L. Turner, "Potential Histamine H₂-Receptor Antagonists. 4. Benzylhistamines", *J. Med. Chem.*, Vol. 25 (1982), pp. 1168-1174; (imidazolylphenyl)guanidine, imidazolylbenzamide, and (imidazolylphenyl)formamide compounds disclosed in Donetti, A., E. Cereda, E. Bellora, A. Gallazzi, C. Bazzano, P. Vanoni, P. Del Soldato, R. Micheletti, F. Pagani & A. Giachetti, "(Imidazolylphenyl)formamides. A Structurally Novel Class of Potent Histamine H₂ Receptor Antagonists", *J. Med. Chem.*, Vol. 27 (1984), pp. 380-386; N-cyano and N-carbamoyl amidine derivatives disclosed in Yanagisawa, I., Y. Hirata & Y. Ishii, "Histamine H₂ Receptor Antagonists. 1. Synthesis of N-Cyano and N-Carbamoyl Amidine Derivatives and Their Biological Activities", *J. Med. Chem.*, Vol. 27 (1984), pp. 849-857; biaryl pyridyl compounds disclosed in Lipinski, C. A., J. L. LaMattina & L. A. Hohnke, "Pseudosymmetry and Bioisosterism in Biaryl Pyridyl Competitive Histamine H₂-Receptor Antagonists", *J. Med. Chem.*, Vol. 28 (1985), pp. 1628-1636; cimetidine analogs disclosed in Young, R. C., G. J. Durant, J. C. Emmett, C. R. Ganellin, M. J. Graham, R. C. Mitchell, H. D. Prain & M. L. Roantree, "Dipole Moment in Relation to H₂ Receptor Histamine Antagonist Activity for Cimetidine Analogues", *J. Med. Chem.*, Vol. 29 (1986), pp. 44-49; biaryl imidazolyl and triazolyl compounds disclosed in Lipinski, C. A., J. L. LaMattina & P. J. Oates, "Bioisosteric Prototype Design of Biaryl Imidazolyl and Triazolyl Competitive

Histamine H₂-Receptor Antagonists", *J. Med. Chem.*, Vol. 29 (1986), pp. 2154-2163; zwitterionic analogues of cimetidine disclosed in Young, R. C., C. R. Ganellin, M. J. Graham, R. C. Mitchell, M. L. Roantree & Z. Tashma, "Zwitterionic Analogues of Cimetidine as H₂ Receptor Antagonists", *J. Med. Chem.*, Vol. 30 (1987), pp. 1150-1156; N-substituted thieno(3,4-d)isothiazol-3-amine 1,1-dioxides and analogs disclosed in Santilli, A. A., A. C. Scotese, R. L. Morris, G. A. Schiehser, D. M. Teller, S. T. Nielsen & D. P. Strike, "Syntheses and Gastric Acid Antisecretory Properties of the H₂-Receptor Antagonist N-(3-(3-(1-Piperidinylmethyl)phenoxy)propyl)thieno(3,4-d)isothiazol-3-amine 1,1-Dioxide and Related Derivatives", *J. Med. Chem.*, Vol. 31 (1988), pp. 1479-1486; pyrimidine and reduced pyrimidine analogues disclosed in El-Badry, O. M. & E. E. Knaus, "Pyridine and Reduced Pyridine Analogues as Histamine H₂-Receptor Antagonists", *Eur. J. Med. Chem. - Chim. Ther.*, Vol. 20, No. 5 (1985), pp. 403-407; Pyridine Analogues of Ranitidine as Histamine H₂-Receptor Antagonists", *Eur. J. Med. Chem.—Chim. Ther.*, Vol. 20, No. 5 (1985), pp. 409-413; diaminofurazan compounds disclosed in Sorba, G., R. Calvino, A. Defilippi, A. Gasco & M. Orsetti, "Potential Histamine H₂-Receptor Antagonists: Diaminofurazan, a New 'Urea Equivalent' Group", *Eur. J. Med. Chem.—Chim. Ther.*, Vol. 20, No. 6 (1985), pp. 571-574; ranitidine analogues containing 5(6)-substituted benzimidazole moieties disclosed in Sorba, G., A. Garrone, A. Serafino, A. Gasco & M. Orsetti, "Potential Histamine H₂-Receptor Antagonists: Ranitidine Analogues Containing 2-Amino-5(6)-Substituted-Benzimidazole Moieties", *Eur. J. Med. Chem.—Chim. Ther.*, Vol. 21, No. 5 (1986), pp. 391-395; cimetidine and impromidine congeners disclosed in Sterk, G. J., H. Van Der Goot & H. Timmerman, "Studies on Histaminergic Compounds VI. Synthesis and Structure—Activity Relationships of a Series of Cimetidine and impromidine Congeners", *Eur. J. Med. Chem.*, Vol. 22 (1987), pp. 427-432; pyridine and reduced pyridine analogues of cimetidine disclosed in El-Badry, O. M., E. E. Knaus & J. H. McNeill, "Pyridine and Reduced Pyridine Analogues of Cimetidine as Histamine H₂-Receptor Antagonists", *Euro. J. Med. Chem.*, Vol. 22 (1987), pp. 579-582; N'-substituted thio-urea, cyanoguanidine and dithiooxamide compounds disclosed in Barzen, R. and W. Schunack, "Synthese und H₂-Antihistaminische Wirkung N,N'-Substituierter Thioharnstoffe, Cyanoguanidine und Dithiooxamide", *Arch. Pharm. (Weinheim)*, Vol. 314 (1981), pp. 617-622; ketene N,N-acetal compounds disclosed in Barzen, R. & W. Schunack, "Keten-N,N-Acetale Mit H₂-Antihistaminischer Wirkung", Vol. 315 (1982), pp. 680-684; guanidinothiazole compounds disclosed in Trumm, V. K.-A. & W. Schunack, "Guanidinothiazole Mit H₂-Antihistaminischer Wirkung", *Arzneim.-Forsch./Drug Res.*, Vol. 33(1), No. 2 (1983), pp. 188-190, and Spengler, V. J.-P. & W. Schunack, "Razemische Guanidinothiazole Mit H₂-Antihistaminischer Wirkung", *Arzneim.-Forsch./Drug Res.*, Vol. 33(1), No. 3 (1983), pp. 377-380; N,N'-bisheteroaryl substituted cyanoguanidine and 2-nitro-1,1-ethenediamine compounds disclosed in Borchers, V. A., S. Postius, I. Szelenyi & W. Schunack, "Synthese und H₂-Antihistaminische Wirkung N,N'-Bisheteroaryl-Substituierter Cyanoguanidine und 2-Nitro-1,1-Ethendiamine", *Arzneim.-Forsch./Drug Res.*, Vol. 34(11), No. 7 (1984), pp. 751-754.

All of the above patents and other references which disclose H₂ antagonists and methods of testing H₂ and

H-1 antagonists are hereby incorporated herein by reference.

Compositions

One aspect of the subject invention is compositions comprising a safe and effective amount, preferably from about 0.001% to about 20%, more preferably from about 0.01% to about 15%, more preferably still from about 0.1% to about 10%, still more preferably from about 1% to about 5%, of a H-2 antagonist, and a pharmaceutically-acceptable topical, oral carrier.

The pH of the compositions of the subject invention for which pH can be measured is preferably from about 2 to about 11, more preferably from about 4 to about 10, more preferably still from about 5 to about 9.

"Safe and effective amount", as used herein, means an amount of a substance high enough to provide a significant positive modification of the condition to be treated, but low enough to avoid serious side effects (at a reasonable benefit/risk ratio), within the scope of sound medical judgement. A safe and effective amount of the substance will vary with the particular condition being treated, the severity of the condition, the duration of the treatment, the nature of concurrent therapy, and like factors.

"Topical, oral carrier", as used herein, denotes a carrier for the H-2 antagonist which results in a composition which is administered topically to the oral cavity, held therein for a period of time, and then is largely expectorated rather than being swallowed. Such compositions include toothpastes, tooth gels, tooth powders, mouthwashes, mouthsprays, prophylaxis pastes, dental treatment solutions, oral gels, chewing gums, controlled-release drug delivery systems for placement in the periodontal pocket, and the like.

Components of the topical, oral carrier are suitable for administration to the oral cavity of a human or lower animal and are compatible with one another and the other components, especially the H-2 antagonist, used in an oral composition of the subject invention. The term "compatible" as used herein, means that the components of the compositions are capable of being commingled with one another, in a manner such that there is no interaction which would substantially reduce the efficacy of the oral composition under ordinary use conditions. Preferred topical, oral carriers thus provide the desired characteristics for toothpastes, tooth gels, tooth powders, mouthwashes, mouthsprays, prophylaxis pastes, dental treatment solutions, oral gels, chewing gums, subgingival fibers, and the like. The topical, oral carriers of the subject invention comprise components typically used in such compositions which are well known to a skilled practitioner. Such components include, but are not limited to, anticaries agents, anti-plaque agents, anticalculus agents, anti-inflammatory agents, dental abrasives, surfactants, flavoring agents, sweetening agents, binders, humectants, thickening agents, buffering agents, preservatives, coloring agents and pigments, ethanol and water.

Water is an optional component of the topical, oral carriers of the compositions of the subject invention. Water employed in the preparation of the commercially suitable compositions should preferably be of low ion content and free of organic impurities. Water preferably comprises from about 2% to about 99%, more preferably from about 20% to about 95% of the compositions of the subject invention. When in the form of toothpastes, the compositions preferably are from about 2%

to about 45%, more preferably from about 30% to about 40%, water. Mouthwashes are preferably from about 45% to about 95%, more preferably from about 75% to about 90%, water.

Dental abrasives useful in the topical, oral carriers of the compositions of the subject invention include many different materials. The material selected must be one which is compatible within the composition of interest and does not excessively abrade dentin. Suitable abrasives include, for example, silicas including gels and precipitates, insoluble sodium polymetaphosphate, hydrated alumina, and resinous abrasive materials.

A class of preferred abrasives for use in the subject compositions is the particulate thermo-setting polymerized resins as described in U.S. Pat. No. 3,070,510 issued to Cooley & Grabenstetter on Dec. 25, 1962. Suitable resins include, for example, melamines, phenolics, ureas, melamine-ureas, melamine-formaldehydes, urea-formaldehydes, melamine-urea-formaldehydes, cross-linked epoxides, and cross-linked polyesters.

Silica dental abrasives are also preferred in the compositions of the subject invention. The silica abrasive polishing material generally has an average particle size ranging between about 0.1 and about 30 microns, preferably between about 5 and about 15 microns. The abrasive can be precipitated silica or silica gels such as the silica xerogels described in U.S. Pat. No. 3,538,230 issued to Pader & Wiesner on Mar. 2, 1970, and in U.S. Pat. No. 3,862,307 issued to DiGuilio on Jan. 21, 1975. Preferred are the silica xerogels marketed under the tradename Syloid® by the W. R. Grace & Co., Davison Chemical Division. Preferred precipitated silica materials are those marketed by the J. M. Huber Corporation under the tradename Zeodent®, particularly the silica carrying the designation Zeodent 119®. These silica abrasives are described in U.S. Pat. No. 4,340,583 issued to Wason on Jul. 29, 1982.

Mixtures of abrasives can be used. All of the above patents regarding dental abrasives are incorporated herein by reference. The total amount of abrasive in dentifrice compositions of the subject invention preferably range from about 10% to about 70% by weight; toothpastes preferably contain from about 10% to about 50% by weight of abrasives. Solution, mouthspray, mouthwash and oral gel compositions of the subject invention typically contain no abrasive.

Flavoring agents are preferred in the topical, oral carriers of the compositions of the subject invention in order to make them more palatable. Typical flavoring agents include menthol, oil of wintergreen, oil of peppermint, oil of spearmint, oil of saffras, and oil of clove. If present, flavoring agents are generally included in the subject compositions in amounts of from about 0.04% to about 2% by weight.

Sweetening agents are also preferred in the topical, oral carriers of the compositions of the subject invention in order to make them more palatable. Typical sweetening agents include sugars, such as sucrose, glucose, dextrose and levulose, saccharin salts, thaumatin, aspadame, D-tryptophan, dihydrochalcones, acesulfame and cyclamate salts, especially sodium cyclamate and sodium saccharin. If present, sweetening agents are generally included in the subject compositions in amounts of from about 0.01% to about 5% by weight.

Another optional component of the topical, oral carriers of the compositions of the subject invention is a humectant. The humectant serves to keep toothpaste compositions from hardening upon exposure to air, and

to give compositions a moist feel to the mouth. Certain humectants can also impart desirable sweetness of flavor to the subject compositions. The humectant, on a pure humectant basis, generally comprises from about 0% to about 70%, preferably from about 2% to about 55%, by weight of the compositions herein. Suitable humectants for use in compositions of the subject invention include edible polyhydric alcohols such as glycerin, sorbitol, xylitol, polyethylene glycol, and propylene glycol, especially sorbitol and glycerin.

Buffering agents are another optional component of the topical, oral carrier of the compositions of the subject invention. The buffering agents serve to retain the pH of the compositions within the preferred range. The buffering agent generally comprises from about 0% to about 10%, preferably from about 0.2% to about 5%, by weight of the compositions herein. Suitable buffering agents for use in compositions of the subject invention include soluble phosphate salts.

Other optional components of the topical, oral carriers of the compositions of the subject invention are preservatives. The preservatives prevent microbial growth in the compositions. Suitable preservatives include methylparaben, propylparaben, benzoates and ethanol. If the preservative is ethanol, it generally comprises from 0% to about 35%, preferably from about 5% to about 15%, of the compositions. Other preservatives generally comprise from about 0% to about 5%, preferably from about 0.1% to about 2%, by weight of the compositions.

Binders and thickening agents may be used in the topical, oral carriers of the compositions of the subject invention, particularly in toothpaste compositions. Preferred binders and thickening agents include, for example, carrageenan (e.g., Irish moss, Viscarin TP-5 which is an iota carrageenan), cellulose derivatives (e.g., hydroxyethyl cellulose, sodium carboxymethyl cellulose, sodium carboxymethyl hydroxypropyl cellulose), carboxyvinyl polymers (carbomers), natural gums (e.g., gum karaya, gum arabic, gum tragacanth), polysaccharide gums (e.g., xanthan gum), fumed silica, and colloidal magnesium aluminum silicate. If present, these binders and thickening agents are generally present in the compositions of the subject invention in amounts of from about 0.1% to about 5%.

Compositions of the subject invention may also contain a surfactant. Suitable surfactants are those which are reasonably stable and preferably form suds through the pH range of the compositions. Surfactants useful as sudsing agents may be soaps, and anionic, nonionic, cationic, zwitterionic and amphoteric organic synthetic detergents, and compatible mixtures thereof. Surfactants of these types are described more fully in U.S. Pat. No. 3,959,458 issued to Agricola, Briner, Granger & Widder on May 25, 1976, incorporated herein by reference. Such surfactants are generally present in the compositions of the subject invention at a level of from 0% to about 10%, preferably from about 0.2% to about 5%. Surfactants may also be used as solubilizing agents to help retain sparingly soluble components, e.g., some flavoring agents, in solution. Surfactants suitable for this purpose include polysorbates and poloxamers.

Compositions of the subject invention may also include one or more anticalculus agents, on the condition that they are compatible with the H-2 antagonist. Anticalculus agents which may be useful in the compositions of the subject invention include, but are not limited to, pyrophosphates or polyphosphates such as those

disclosed in U.S. Pat. No. 4,590,066 issued to Parran & Sakkab on May 20, 1986; polyacrylates and other polycarboxylates such as those disclosed in U.S. Pat. No. 3,429,963 issued to Shedlovsky on Feb. 25, 1969 and U.S. Pat. No. 4,304,766 issued to Chang on Dec. 8, 1981; and U.S. Pat. No. 4,661,341 issued to Benedict & Sunberg on Apr. 28, 1987; polyepoxysuccinates such as those disclosed in U.S. Pat. No. 4,846,650 issued to Benedict, Bush & Sunberg on Jul. 11, 1989; ethylenediaminetetraacetic acid as disclosed in British Patent No. 490,384 dated Feb. 15, 1937; nitrilotriacetic acid and related compounds as disclosed in U.S. Pat. No. 3,678,154 issued to Widder & Briner on Jul. 18, 1972; polyphosphonates as disclosed in U.S. Pat. No. 3,737,533 issued to Francis on Jun. 5, 1973, U.S. Pat. No. 3,988,443 issued to Ploger, Schmidt-Dunker & Gloxhuber on Oct. 26, 1976 and U.S. Pat. No. 4,877,603 issued to Degenhardt & Kozikowski on Oct. 31, 1989; all of these patents are incorporated herein by reference. Preferred anticalculus agents include potassium and sodium pyrophosphates; sodium tripolyphosphate; diphosphonates, such as ethane-1-hydroxy-1,1-diphosphonate, 1-azacycloheptane-1,1-diphosphonate, and linear alkyl diphosphonates; linear carboxylic acids; and sodium zinc citrate. If present, the anticalculus agents generally comprise from about 0.2% to about 13%, preferably from about 0.4% to about 6% of the compositions of the subject invention.

The compositions of the subject invention may also comprise an anticaries agent. Preferred anticaries agents are water-soluble fluoride ion sources. Fluoride ions also generally help stabilize pyrophosphate (generally an anticalculus agent) in the oral cavity, thus enhancing the benefits provided by any soluble pyrophosphate included in the compositions. The number of such fluoride ion sources is great and includes those disclosed in U.S. Pat. No. 3,535,421 issued Oct. 20, 1970 to Briner & Widder, incorporated herein by reference. Preferred fluoride ion source materials include: sodium fluoride, potassium fluoride, stannous fluoride, and sodium monofluorophosphate and mixtures thereof. Sodium fluoride is the preferred fluoride source. The amount of the fluoride ion source in the oral compositions of the subject invention, if present, is preferably sufficient to provide from about 0.005% to about 0.35%, more preferably from about 0.05% to about 0.3% of fluoride ions in the compositions.

Antimicrobial antiplaque agents can also optionally be present in the oral compositions of the subject invention, on the condition that they are compatible with the H-2 antagonist. Such agents may include, but are not limited to, triclosan, 5-chloro-2-(2,4-dichlorophenoxy)phenol, as described in *The Merck Index*, 11th ed. (1989), pp. 1529 (entry no. 9573) in U.S. Pat. No. 3,506,720, and in European Patent Application No. 0,251,591 of Beecham Group, PLC, published Jan. 7, 1988; chlorhexidine (*Merck Index*, no. 2090), alexidine (*Merck Index*, no. 222); hexetidine (*Merck Index*, no. 4624); sanguinarine (*Merck Index*, no. 8320); benzalkonium chloride (*Merck Index*, no. 1066); salicylanilide (*Merck Index*, no. 8299); domiphen bromide (*Merck Index*, no. 3411); cetylpyridinium chloride (CPC) (*Merck Index*, no. 2024); tetradecylpyridinium chloride (TPC); N-tetradecyl-4-ethylpyridinium chloride (TDEPC); octenidine; delmopinol, octapinol, and other piperidino derivatives; nicin preparations; zinc/stannous ion agents; antibiotics such as augmentin, amoxicillin, tetracycline, doxycycline, minocycline, and metro-

nidazole; and peroxides, such as sodium peroxide, hydrogen peroxide, and magnesium monoperoxalate and its analogs as described in U.S. Pat. No. 4,670,252; and analogs and salts of the above antimicrobial antiplaque agents. If present, the antimicrobial antiplaque agents generally comprise from about 0.1% to about 5% by weight of the compositions of the subject invention.

Antiinflammatory agents can also be present in the oral compositions of the subject invention, on condition that they are compatible with the H-2 antagonist. Such agents may include, but are not limited to, non-steroidal antiinflammatory agents such as ketorolac, flurbiprofen, ibuprofen, naproxen, indomethacin, aspirin, ketoprofen, piroxicam and meclofenamic acid. If present, the antiinflammatory agents generally comprise from about 0.001% to about 5% by weight of the compositions of the subject invention.

Nutrients can also be present in the oral compositions of the subject invention, on condition that they are compatible with the H-2 antagonist. Such agents may include folate, retinoids (Vitamin A), Vitamin C, Vitamin E and zinc. If present, the nutrients generally comprise from about 0.001% to about 10% by weight of the compositions of the subject invention.

Preferred compositions of the subject invention are in the form of dentifrices, such as toothpastes, tooth gels and tooth powders. Components of such toothpastes and tooth gels generally include one or more of a dental abrasive (from about 10% to about 50%), a surfactant (from about 0.5% to about 10%), a thickening agent (from about 0.1% to about 5%), a humectant (from about 10% to about 55%), a flavoring agent (from about 0.04% to about 2%), a sweetening agent (from about 0.1% to about 3%), a coloring agent (from about 0.01% to about 0.5%) and water (from about 2% to about 45%). Such toothpastes may also include one or more of an anticaries agent (from about 0.05% to about 0.3% as fluoride ion), an anticalculus agent (from about 0.1% to about 13%), and an antimicrobial antiplaque agent (from about 0.1% to about 5%). Tooth powders, of course, contain substantially all non-liquid components.

Preferred dentrifice compositions comprise from about 0.1% to about 10%, more preferably from about 0.5% to about 5%, more preferably from about 0.8% to about 3%, more preferably from about 1% to about 2.5%, more preferably still from about 1% to about 1.5%, also more preferably from about 1.5% to about 2% of a H-2 antagonist and a dentrifice carrier.

Other preferred compositions of the subject invention are mouthwashes and mouthsprays. Components of such mouthwashes and mouthsprays typically include one or more of water (from about 45% to about 95%), ethanol (from about 0% to about 25%), a humectant (from 0% to about 50%), a surfactant (from about 0.01% to about 7%), a flavoring agent (from about 0.04% to about 2%), a sweetening agent (from about 0.1% to about 3%), and a coloring agent (from about 0.001% to about 0.5%). Such mouthwashes and mouthsprays may also include one or more of an anticaries agent (from about 0.05% to about 0.3% as fluoride ion), an anticalculus agent (from about 0.1% to about 3%), and an antimicrobial antiplaque agent (from about 0.1% to about 5%).

Preferred mouthwash and mouthspray compositions comprise from about 0.01% to about 1%, preferably from about 0.05% to about 0.5%, more preferably from about 0.08% to about 0.3%, more preferably from about 0.1% to about 0.25%, more preferably still from about

0.1% to about 0.15%, also more preferably from about 0.15% to about 0.2% of a H-2 antagonist and a mouthwash or mouthspray carrier.

Other preferred compositions of the subject invention are dental solutions. Components of such dental solutions generally include one or more of water (from about 90% to about 99%), preservative (from about 0.01% to about 0.5%), thickening agent (from 0% to about 5%), flavoring agent (from about 0.04% to about 2%), sweetening agent (from about 0.1% to about 3%), and surfactant (from 0% to about 5%).

Preferred dental solution compositions comprise from about 0.01% to about 1%, preferably from about 0.05% to about 0.5%, more preferably from about 0.08% to about 0.3%, more preferably from about 0.1% to about 0.25%, more preferably still from about 0.1% to about 0.15%, also more preferably from about 0.15% to about 0.2% of a H-2 antagonist and dental solution carrier.

Oral gel compositions typically include one or more of water (from 0% to about 99%), a humectant such as glycerin, (from 0% to about 99%), a thickening agent (from about 0.1% to about 5%), a flavoring agent (from about 0.04% to about 2%), and a sweetening agent (from about 0.01% to about 0.5%).

Preferred oral gel compositions comprise from about 0.1% to about 10%, more preferably from about 0.5% to about 5%, more preferably from about 0.8% to about 3%, more preferably from about 1% to about 2.5%, more preferably still from about 1% to about 1.5%, also more preferably from about 1.5% to about 2% of a H-2 antagonist and an oral gel carrier.

Chewing gum compositions typically include one or more of a gum base (from about 50% to about 99%), a flavoring agent (from about 0.04% to about 2%) and a sweetening agent (from about 0.01% to about 20%).

Preferred chewing gum compositions comprise from about 0.1% to about 10%, more preferably from about 0.5% to about 5%, more preferably from about 0.8% to about 3%, more preferably still from about 1% to about 2.5%, more preferably still from about 1% to about 1.5%, also more preferably from about 1.5% to about 2% of a H-2 antagonist and chewing gum carrier.

Other preferred compositions of the subject invention are controlled-release drug delivery systems for placement in the periodontal pocket. Such systems include, but are not limited to, the cellulose hollow fibers disclosed in U.S. Pat. No. 4,175,326 issued to Goodson on Nov. 27, 1979; the ethylcellulose films disclosed in U.S. Pat. No. 4,568,535 issued to Loesche on Feb. 4, 1986; the absorbable putty-like material disclosed in U.S. Pat. No. 4,568,536 issued to Kronenthal, Mattel & Levy on Feb. 4, 1986; the biodegradable microspheres and matrix disclosed in U.S. Pat. No. 4,685,883 issued to Jernberg on Aug. 11, 1987; the microparticle or microcapsule suspensions disclosed in U.S. Pat. No. 4,780,320 issued to Baker on Oct. 25, 1988; and the polymeric devices disclosed in European Patent Application No. 0,140,766 of Goodson, published May 8, 1985; these patents are incorporated herein by reference. Such controlled-release delivery systems generally include a solid matrix, usually of polymeric material, loaded with one or more active agents, the matrix entrapping the H-2 antagonist. Typically, the active agents diffuse from the solid material into the periodontal pocket over time.

Preferred controlled-release drug delivery systems comprise from about 0.001% to about 50%, more preferably from about 0.01% to about 25%, more preferably

bly still from about 0.1% to about 15%, still more preferably from about 1% to about 10%, of a H-2 antagonist and a controlled-release carrier.

Methods of Use

Another aspect of the subject invention involves methods of preventing or treating gingivitis and the soft tissue aspects of periodontitis for those in need of such prevention or treatment. Preferred methods are by topical application of compositions comprising a safe and effective amount of H-2 antagonist, to the mucosal tissues of the oral cavity, especially the gingival mucosa. Such compositions are described hereinabove. Preferred are methods for treating gingivitis or the soft tissue aspects of periodontitis by topical application, to gingival mucosa afflicted with the disease, of a safe and effective amount of H-2 antagonist.

Although selective H-2 antagonists are not generally known as anti-inflammatory agents, the treatment of gingivitis and the soft tissue aspects of periodontitis by the topical application of a H-2 antagonist surprisingly reduces inflammation caused by the disease.

While the methods of the subject invention are not limited to a particular mechanism of action, it is believed that the activity of H-2 antagonists in preventing and treating gingivitis and the soft tissue aspects of periodontitis involves the following mechanism. The local recruitment of polymorphonuclear (PMN) leukocytes and production of antibodies are important to achieving a protective host tissue response against plaque bacteria and their products. This protection is important to the prevention of the development of gingivitis and periodontitis. Also, histamine has a suppressive effect on both PMN leukocyte function and development of antibody responses to foreign antigens. These suppressive effects of histamine are mediated via H-2 receptors. Thus, the local release of histamine as a consequence of gingival inflammation and local antigen-antibody complexes suppresses local PMN leukocyte function and/or antibody responses. These effects are relieved by the topical application of H-2 antagonist to the gingival tissues. In turn, topical application of H-2 antagonist to the gingival tissues results in the re-establishment of a competent local host tissue response and prevention of the development of gingivitis and periodontitis.

A preferred method of the subject invention involves the contact of a composition of the subject invention with oral cavity soft tissue afflicted with gingivitis or periodontitis for at least about 15 seconds, preferably from about 20 seconds to about 10 minutes, more preferably from about 30 seconds to about 60 seconds. The method often involves expectoration of most of the composition following such contact, preferably followed by rinsing, e.g., with water. The frequency of such contact is preferably from about once per week to about four times per day, more preferably from about thrice per week to about thrice per day, more preferably still from about once per day to about twice per day. The period of such treatment typically ranges from about one day to a lifetime.

The following examples are provided as illustrations of the composition and methods of the subject invention, but are not limitations of the scope of the subject invention.

EXAMPLES 1 AND 2

Examples of toothpaste and tooth gel compositions of the subject invention are made by conventional processes by mixing the following:

Ingredients	Example 1 (Wt. %)	Example 2 (Wt. %)
Sorbitol	41.44	35.00
Saccharin Sodium	0.46	0.20
FD & C Blue (1% soln)	—	0.05
Precipitated Silica	20.00	25.00
Sodium Fluoride	0.24	0.24
Flavor	1.00	1.50
Purified Water	q.s.	q.s.
Sodium Alkyl Sulfate	4.00	1.20
Trisodium Phosphate	1.45	—
Monosodium Phosphate	0.59	—
Carbopol 940	0.30	0.25
Xanthan Gum	0.48	0.65
Titanium Dioxide	0.53	—
Cimetidine	2.00	—
Mifentidine	—	0.50

EXAMPLES 3 AND 4

Examples of toothpaste compositions of the subject invention are made by conventional processes by mixing the following:

Ingredients	Example 3 (Wt. %)	Example 4 (Wt. %)
Sorbitol	37.20	37.20
Glycerine	19.00	19.00
Polyethylene Glycol 600	3.00	3.00
Sodium Saccharin	0.17	0.17
Precipitated Silica	20.00	20.00
Sodium Fluoride	0.24	0.24
Flavor	0.90	0.90
Purified Water	q.s.	q.s.
Sodium Alkyl Sulfate	1.00	1.00
Monobasic Sodium Phosphate, Monohydrate	5.00	5.00
Fumed Silica	2.00	2.00
Carboxymethylcellulose	0.30	0.30
Titanium Dioxide	0.50	0.50
Famotidine	2.50	—
Nizatidine	—	4.00

EXAMPLES 5 AND 6

Examples of toothpaste and tooth gel compositions of the subject invention are made by conventional processes by mixing the following:

Ingredients	Example 5 (Wt. %)	Example 6 (Wt. %)
Sorbitol	17.23	17.23
Silica	23.41	23.41
Sodium Alkyl Sulfate	4.00	4.00
Xanthan Gum	0.60	0.60
Titanium Dioxide	0.50	—
Carbopol 940	0.20	0.20
Glycerin	9.00	9.00
Sodium Fluoride	0.24	0.24
Tetrapotassium Pyrophosphate	6.38	6.38
Sodium Acid Pyrophosphate	2.10	2.10
Tetrasodium Pyrophosphate	2.05	2.05
Polyethylene Glycol 600	3.00	3.00
Peppermint Oil	0.80	—
Spearmint Oil	—	1.00
Saccharin Sodium	0.46	0.46
FD & C Blue (1% sol'n)	0.05	0.05
Cimetidine	—	1.00

-continued

Ingredients	Example 5 (Wt. %)	Example 6 (Wt. %)
Ranitidine	2.00	—

EXAMPLES 7 AND 8

Examples of mouthwash compositions of the subject invention are made by conventional processes by mixing the following:

Ingredients	Example 7 (Wt. %)	Example 8 (Wt. %)
Cetylpyridinium Chloride	0.045	0.045
Domiphen Bromide	0.005	0.005
Purified Water	q.s.	q.s.
Alcohol (Standard Denatured No. 40)	16.25	8.50
Glycerin	10.00	7.50
Poloxamer 407	0.20	0.20
Sodium Hydroxide	0.003	0.003
Sodium Benzoate	0.05	0.54
Benzoic Acid	0.005	0.003
Tween 80	0.03	0.12
FD & C Green (1% sol'n)	0.04	0.12
FD & C Blue (1% sol'n)	0.003	—
FD & C Yellow (1% sol'n)	—	0.001
Saccharin	0.06	0.08
Peppermint Oil	0.14	—
Spearmint Oil	—	0.12
Cimetidine	0.30	—
Ranitidine	—	0.20

EXAMPLES 9 AND 10

Examples of mouthwash compositions of the subject invention are made by conventional processes by mixing the following:

Ingredients	Example 9 (Wt. %)	Example 10 (Wt. %)
Famotidine	0.05	—
Roxatidine Acetate	—	1.0
Ethanol	12.00	15.00
Glycerin	10.00	12.00
Dibasic Sodium Phosphate Heptahydrate	0.07	0.48
Saccharin Sodium	0.08	0.08
Monobasic Sodium Phosphate Monohydrate	2.03	1.82
Polysorbate 80	0.33	0.33
FD & C Blue (1% Soln)	0.02	0.02
Flavor	0.15	0.15
Purified Water	q.s.	q.s.

EXAMPLE 11

An example of a dental solution of the subject invention is made by mixing the following:

Ingredients	Example 11 (Wt. %)
Water	q.s.
Ranitidine	1.00
Flavor	0.10
Polysorbate 80	0.25
Saccharin Sodium	0.05
Methylparaben	0.20
Propylparaben	0.10

EXAMPLE 12

An example of an oral gel composition of the subject invention is made by mixing the following:

Ingredients	Example 12 (Wt. %)
Hydroxyethyl Cellulose	2.50
Purified Water	q.s.
Sodium Fluoride	0.09
Saccharin Sodium	0.05
FD & G Green No. 3 (1% sol'n)	0.01
Ranitidine	1.00

EXAMPLE 13

An example of a controlled-release polymer composition for placement in a periodontal pocket is as follows:

Ingredient	Example 13 (Wt. %)
Ethyl Cellulose, Type N22 from Hercules, Inc.	90
Mifentidine	10

The ethyl cellulose is dissolved in chloroform and then the mifentidine is added. The resulting mixture is cast on a glass plate. After evaporation of the chloroform, the residual film is removed from the plate and cut into pieces.

EXAMPLE 14

An example of a putty-like controlled-release composition for placement in a periodontal pocket is made by mixing the following:

Ingredient	Example 14 (Wt. %)
Calcium Stearate	40
Dextran	29
Castor Oil	28
Nizatidine	3

While particular embodiments of the subject invention have been described, it will be obvious to those skilled in the art that various changes and modifications to the subject invention can be made without departing from the spirit and scope of the invention. It is intended to cover, in the appended claims, all such modifications that are within the scope of the subject invention.

What is claimed is:

1. A method for prevention or treatment of gingivitis or soft tissue aspects of periodontitis comprising topical administration, to gingival tissues of the oral cavity, of a composition comprising a safe and effective amount of a selective H-2 antagonist, wherein the composition is in a form selected from the group consisting of non-fluoride dentifrice, aqueous alcoholic liquid, mouthwash, mouth rinse, mouth spray, and dental treatment solution and controlled release system for placement in a periodontal product.
2. The method of claim 1 for treatment of gingivitis or soft tissue aspects of periodontitis comprising topical administration of a selective H-2 antagonist to afflicted gingival mucosa.

3. The method of claim 2 wherein the selective H-2 antagonist is selected from the group consisting of cimetidine, etintidine, ranitidine, ICIA-5165, tiotidine, ORF-17578, lupitidine, donetidine, famotidine, roxatidine, pifatidine, lamtidine, BL-6548, BMY-25271, zaltidine, nizatidine, mifentidine, BMY-52368, SKF-94482, BL-6341A, ICI-162846, ramixotidine, Wy-45727, SR-58042, BMY-25405, loxtidine, DA-4634, bisfentidine, sufotidine, ebrotidine, HE-30-256, D-16637, FRG-8813, FRG-8701, impromidine, L-643728, and HB-408.

4. The method of claim 2 wherein the selective H-2 antagonist is selected from the group consisting of cimetidine, ranitidine, famotidine, roxatidine, nizatidine and mifentidine.

5. The method of claim 2 wherein the selective H-2 antagonist is selected from the group consisting of cimetidine, ranitidine, famotidine, and nizatidine.

6. The method of claim 2 wherein the selective H-2 antagonist is cimetidine.

7. The method of claim 2 wherein the selective H-2 antagonist is ranitidine.

8. The method of any of claims 1, 5, 6 and 7 wherein the composition comprises from about 0.01% to about 10% of the selective H-2 antagonist.

9. A fluoride toothpaste or tooth gel composition comprising: (a) a safe and effective amount of a selective H-2 antagonist; and (b) a toothpaste or tooth gel carrier comprising a dental abrasive, a surfactant, a humectant, a flavoring or sweetening agent, water, and a safe and effective amount of a material selected from the group consisting of pyrophosphate anticalculus agent, antimicrobial antiplaque agent, and anti-inflammatory agent selected from the group consisting of ketorolac, flurbiprofen, ibuprofen, naproxen, indomethacin, aspirin, ketoprofen, piroxicam and meclofenamic acid.

10. The composition of claim 9 wherein the selective H-2 antagonist is selected from the group consisting of cimetidine, etintidine, ranitidine, ICIA-5165, tiotidine, ORF-17578, lupitidine, donetidine, famotidine, roxatidine, pifatidine, lamtidine, BL-6548, BMY-25271, zaltidine, nizatidine, mifentidine, BMY-52368, SKF-94482, BL-6341A, ICI-162846, ramixotidine, Wy-45727, SR-58042, BMY-25405, loxtidine, DA-4634, bisfentidine, sufotidine, ebrotidine, HE-30-256, D-16637, FRG-8813, FRG-8701, impromidine, L-643728, and HB-408.

11. The compositions of claim 10 wherein the selective H-2 antagonist is selected from the group consisting of cimetidine, ranitidine, famotidine, roxatidine, nizatidine and mifentidine.

12. The composition of claim 10 wherein the selective H-2 antagonist is selected from the group consisting of cimetidine, ranitidine, famotidine and nizatidine.

13. The composition of claim 10 wherein the selective H-2 antagonist is cimetidine.

14. The composition of claim 10 wherein the selective H-2 antagonist is ranitidine.

15. The composition of claim 9 or 12 wherein the composition comprises from about 0.1% to about 10% of the selective H-2 antagonist.

16. A mouthwash or mouth spray composition comprising:

(a) a safe and effective amount of a selective H-2 antagonist; and

(b) a mouthwash or mouth spray carrier comprising ethanol, a humectant, a surfactant, a flavoring or sweetening agent, and water.

17. The composition of claim 16 wherein the selective H-2 antagonist is selected from the group consisting of cimetidine, etintidine, ranitidine, ICIA-5165, tiotidine, ORF-17578, lupitidine, donetidine, famotidine, roxatidine, pifatidine, lamtidine, BL-6548, BMY-25271, zaltidine, nizatidine, mifentidine, BMY-52368, SKF-94482, BL-6341A, ICI-162846, ramixotidine, Wy-45727, SR-58042, BMY-25405, loxtidine, DA-4634, bisfentidine, sufotidine, ebrotidine, HE-30-256, D-16637, FRG-8813, FRG-8701, impromidine, L-643728, and HB-408.

18. The composition of claim 17 wherein the selective H-2 antagonist is selected from the group consisting of cimetidine, ranitidine, famotidine, roxatidine, nizatidine and mifentidine.

19. The composition of claim 17 wherein the selective H-2 antagonist is selected from the group consisting of cimetidine, ranitidine, famotidine and nizatidine.

20. The composition of claim 17 wherein the selective H-2 antagonist is cimetidine.

21. The composition of claim 17 wherein the selective H-2 antagonist is ranitidine.

22. The composition of claim 16 wherein the composition also comprises a safe and effective amount of a fluoride anticaries agent.

23. The composition of claim 16 or 19 wherein the composition also comprises a safe and effective amount of an antimicrobial antiplaque agent.

24. The composition of claim 16 or 19 wherein the composition also comprises a safe and effective amount of an anti-inflammatory agent selected from the group consisting of ketorolac, flurbiprofen, ibuprofen, naproxen, indomethacin, aspirin, ketoprofen, piroxicam and meclofenamic acid.

25. The composition of claim 16 or 19 wherein the composition comprises from about 0.01% to about 1% of the selective H-2 antagonist.

26. The composition of claim 16 or 19 wherein the composition comprises from about 0.1% to about 0.2% of the selective H-2 antagonist.

27. A dentifrice composition comprising:

(a) a safe and effective amount of a selective H-2 antagonist; and

(b) a dentifrice carrier comprising a dental abrasive and a flavoring or sweetening agent.

* * * * *