

- [54] **METHOD FOR ALLEVIATING HYPERTENSION**
- [75] **Inventors:** Miguel A. Ondetti, Princeton; Michael E. Condon, Lawrenceville, both of N.J.
- [73] **Assignee:** E. R. Squibb & Sons, Inc., Princeton, N.J.
- [21] **Appl. No.:** 942,563
- [22] **Filed:** Sep. 15, 1978

Related U.S. Application Data

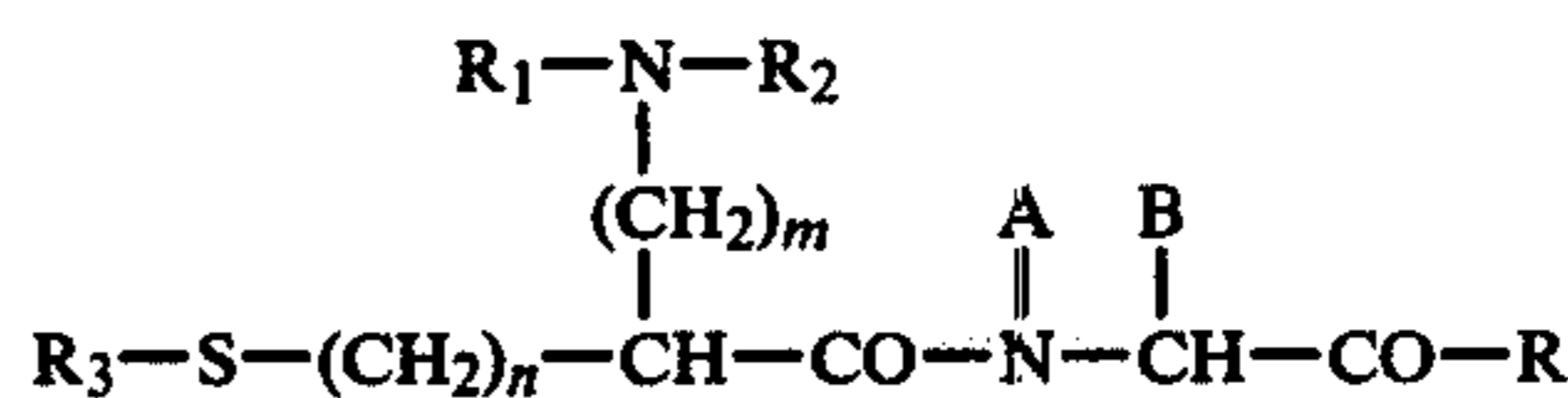
- [60] Division of Ser. No. 846,738, Oct. 31, 1977, Pat. No. 4,146,611, which is a continuation-in-part of Ser. No. 759,685, Jan. 17, 1977, Pat. No. 4,113,715.
- [51] **Int. Cl.²** C01F 17/00
- [52] **U.S. Cl.** 424/263; 424/274; 424/305; 424/308; 424/317; 260/326.43; 260/326.47; 560/16; 560/153; 562/426; 562/556

[58] **Field of Search** 424/263, 274, 305, 308, 424/317; 260/326.43, 326.47, 326.7; 560/16, 153, 426, 556

Primary Examiner—Delbert R. Phillips
Attorney, Agent, or Firm—Lawrence S. Levinson; Merle J. Smith; Stephen B. Davis

[57] **ABSTRACT**

A method for alleviating or reducing angiotensin related hypertension in hypertensive mammals comprises administering an effective amount of a compound having the general formula



Intermediates for the preparation of such compounds are also included.

14 Claims, No Drawings

METHOD FOR ALLEVIATING HYPERTENSION

This is a division, of application Ser. No. 846,738, filed Oct. 31, 1977, now U.S. Pat. No. 4,146,611, which is a continuation-in-part of application Ser. No. 759,685, filed Jan. 17, 1977, now U.S. Pat. No. 4,113,715.

BACKGROUND OF THE INVENTION AND PRIOR ART STATEMENT

Angiotensin II is a powerful vasoconstrictor agent that has been implicated as the main causative agent in the etiology of renovascular hypertension.

Angiotensin II is formed from angiotensin I by the action of angiotensin converting enzyme. Angiotensin I is a biologically inert decapeptide cleaved from the blood protein angiotensinogen by the action of the enzyme renin [Oparil et al. *New England J. of Med.*, 291, 389-401 (1974)]. Angiotensinogen and renin are also biologically inert.

Angiotensin converting enzyme is also responsible for the inactivation of bradykinin, a vasodilator agent that has been implicated in the regulation of renal function [Erds, *Circulation Research* 36, 247 (1975)].

Agents that inhibit angiotensin converting enzyme can therefore counteract the pressor effect of angiotensin I since this is due only to its conversion to angiotensin II. These agents can be used therapeutically in the treatment of forms of renovascular and malignant hypertension as well as other forms of angiotensin dependent hypertension [Gavras et al., *New England J. of Med.* 291, 817 (1974)].

According to Oparil et al., supra, angiotensin II has a major role in maintaining circulatory homeostasis in the sodium depleted animal, but in the normal animal on a normal salt intake, angiotensin II is not required for the acute maintenance of blood pressure. In a variety of conditions that stress the renin-angiotensin system, acute administration of an Angiotensin Converting Enzyme inhibitor or an angiotensin II blocker lowers blood pressure and causes a rise in plasma renin activity.

Certain mercaptoacyl amino acids have been disclosed in the literature. U.S. Pat. No. 3,246,025, Apr. 12, 1966, shows mercaptopropionyl glycine derivatives which are useful for strengthening function of the liver and as antidotes for such poisons as mercury and organoarsenic compounds. See also German Offenlegungsschrift No. 2,349,707. U.S. Pat. No. 3,897,480, July 29, 1957, shows N-(α -mercaptoacyl)amino acids useful for prophylaxis and therapy in treating a metabolic disorder, such as nosotoxicosis due to a heavy metal, radiation disorder, diabetes or hepatitis. U.S. Pat. No. 3,857,951, Dec. 31, 1974, shows the use of 2-mercapto-propionylglycine and its alkali metal salts in treating respiratory diseases.

It has been reported that 2-mercapto-propionyl-glycine, known as a liver protecting agent, produced lowering of the blood pressure upon intravenous injection to anesthetized normotensive rats [Schulze, *Arzneim. Forsch.* 22, 1433 (1972)], an unreliable model [Schwartz, *Methods in Pharmacology*, Vol. 1, 125 (1971); Berger, *Selected Pharmacological Testing Methods*, Vol. 3, 171, 194 (1968)]; while others have reported no noticeable effects on blood pressure, etc., [Fujimura et al., *Nippon Yakurigaku Zasshi* 60, 278-92 (1964)]. See also Ripa, *Proc. Int. Symp. Thiola*, Osaka, Japan 1970, p. 226-230, who reported that in normotensive rats α -mercapto-propionylglycine increases angio-

otensinogen and lowers renin blood levels by a feedback homeostatic mechanism

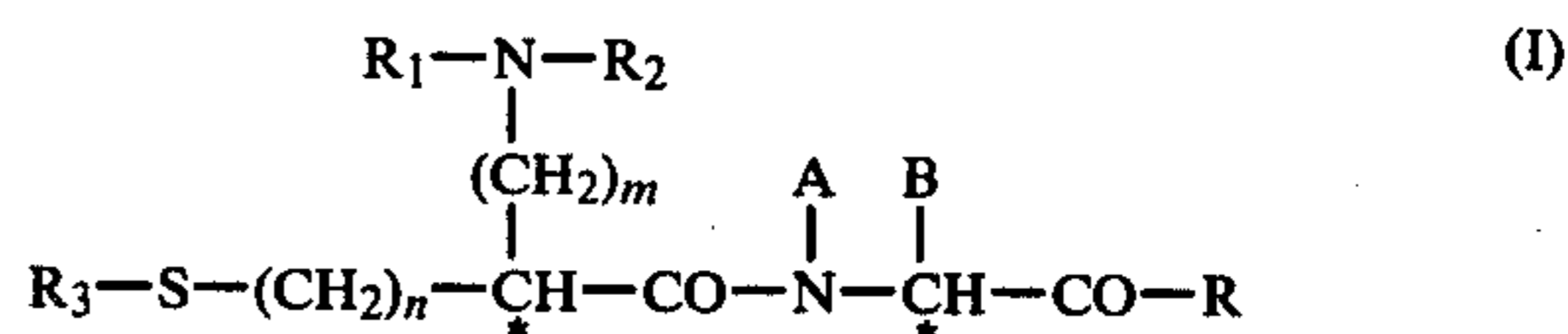
A variety of dipeptides are known as shown in the text Pettit, *Synthetic Peptides*, Vol. 1 (1971), e.g., pages 94-104. Additionally, foodstuff additives are shown, for example, in the following U.S. Pat. Nos. 2,851,482, L-arginine-L-glutamate; 3,799,918, alkyl esters of α -aspartyl- α -alkyl aliphatic amino acid dipeptides; 3,952,115, N-acyl-L-methionine ester, N,N'-diacyl-L-cystine ester and N-acyl-L-cysteine ester; 3,959,519, glycylmethionine and methionineglycine; and 4,024,286, dipeptides of methionine with glycine, valine, alanine or glutamic acid.

It has now been found that compounds of formula I below are angiotensin converting enzyme inhibitors and when administered to species of hypertensive mammals they reduce or relieve hypertension particularly of the angiotensin related type. In addition, novel intermediates which are useful in the production of those compounds are potent inhibitors of the carboxypeptidase B-like enzymes and can be used in the treatment of cardiovascular and/or inflammatory conditions.

SUMMARY OF THE INVENTION

This invention relates to a method for reducing or relieving hypertension in mammalian species, particularly of the angiotensin related type, comprising administering to the hypertensive mammal a compound from the group consisting of compounds having formula I below or a salt thereof. The invention also relates to novel intermediates for the compounds of formula I.

The compounds useful for treating or relieving hypertension have the general formula

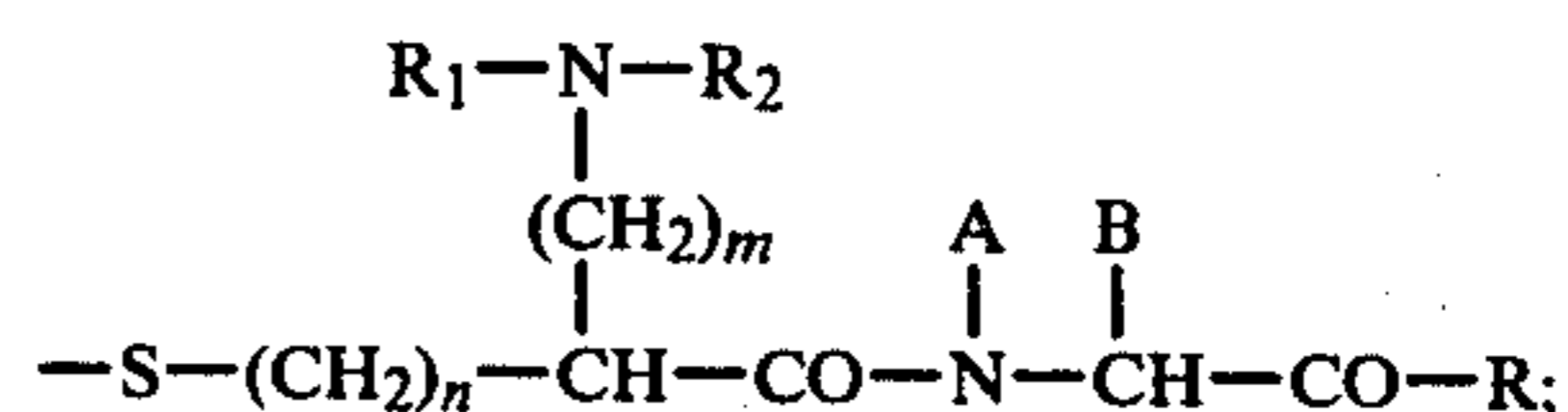


R is hydroxy or lower alkoxy;

R₁ is hydrogen, lower alkanoyl or amino(imino)-methyl;

R₂ is hydrogen, lower alkyl or phenyl-lower alkylene;

R₃ is hydrogen, lower alkanoyl, benzoyl or



A is hydrogen, lower alkyl or hydroxy-lower alkylene;

B is hydrogen, lower alkyl, phenyl, phenyl-lower alkylene, hydroxy-lower alkylene, hydroxyphenyl-lower alkylene, amino-lower alkylene, guanidino-lower alkylene, mercapto-lower alkylene, lower alkyl-thio-lower alkylene, imidazolyl-lower alkylene, indolyl-lower alkylene, carbamoyl-lower alkylene or carboxy-lower alkylene; or A and B together form a (CH₂)_p bridge which completes a ring of 5 or 6 atoms with the nitrogen and carbon to which they are joined, one carbon optionally bearing a hydroxy group;

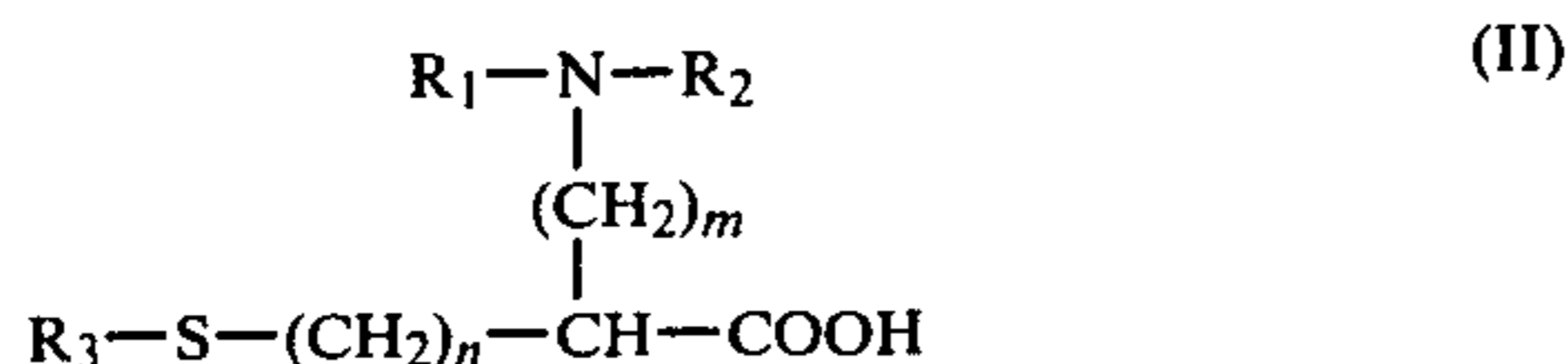
n is 0 or 1;

3

m is 0, 1, 2, 3 or 4; at least one of m and n is other than 0; and

p is 3 or 4. The asterisks denote centers of asymmetry.

The invention also relates to intermediates which are useful in the synthesis of compounds of formula I.



R₁, R₂, R₃, m and n have the same meanings as above, preferably wherein m is 1, 2, 3 or 4 and especially 3 or 4. In addition to serving as intermediates, members of formula II wherein R₁ is hydrogen or amino(imino)-methyl, R₂ and R₃ each is hydrogen, n has the same meaning defined above and m is 3 or 4 are of further interest because they are potent inhibitors of carboxypeptidase B-like enzymes. [see Erdos, *Biochemical Pharmacology*, 25 1563-1569 (1976)] and can be used in the treatment of cardiovascular and/or inflammatory conditions.

DETAILED DESCRIPTION OF THE INVENTION

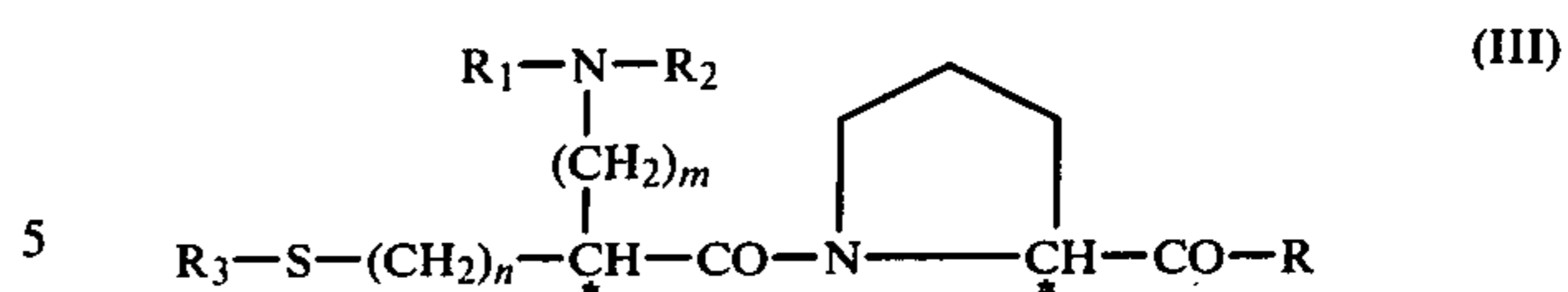
This invention comprises a method for the reduction or alleviation of hypertension, particularly of the renin-angiotensin related type, in mammals, such as rats, dogs, etc. Renin-angiotensin related types of hypertension include, for example, renovascular hypertension and malignant hypertension. This invention therefore relates to the method for relieving or alleviating hypertension which comprises the administration to the mammal suffering from hypertension an effective amount of a compound or compounds of formula I above.

The invention in its broad aspects includes substituted acyl derivatives of amino acids having formula I above. The substituted acyl groups refer to the side chains on the carbon beta to the nitrogen atom. The one side chain has one or two sulfur containing groups and the second side chain has one nitrogen containing group. Within the class defined by formula I, because of their properties, certain subgroups are preferred.

Compounds in the group represented by formula I in which the A-B substituents are derived from or include the structure of the amino acids glycine, alanine, leucine, threonine, phenylalanine, lysine, arginine, glutamine, histidine, methionine, serine, cysteine, tyrosine, valine, asparagine, glutamic acid, proline, hydroxyproline, phenylglycine or tryptophane are boardly preferred. Preferred modifications are compounds of formula I wherein R is hydroxy; R₁ is hydrogen, lower alkanoyl or amino(imino)methyl [particularly hydrogen, methyl, acetyl or amino(imino)methyl]; R₂ is hydrogen, lower alkyl (particularly hydrogen or methyl) or phenyl-lower alkylene (particularly benzyl), most particularly R₂ is hydrogen; R₃ is hydrogen, lower alkanoyl or benzoyl (particularly hydrogen or acetyl); A is hydrogen; B is lower alkyl, guanidino-lower alkylene (particularly guanidinopropyl), amino-lower alkylene (particularly amino-C₃C₄-lower alkylene) or phenyl-lower alkylene (particularly phenylmethyl); or A and B complete a 5- or 6-membered ring; m is 0, 3 or 4 and n is 0 or 1, but not both m and n are 0.

Especially preferred are those compounds of formula I which are derived from proline and have the formula

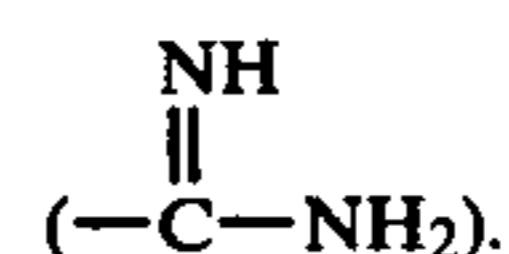
4



The symbols have the same preferred meanings described above.

The lower alkyl groups represented by any of the variables include straight and branched chain hydrocarbon radicals from methyl to heptyl, for example, methyl, ethyl, propyl, isopropyl, butyl, isobutyl, t-butyl, pentyl, isopentyl and the like. The lower alkylene groups are of the same kind also having 1 to 7 carbons. Similarly, the lower alkoxy groups are of the same kind with a link to oxygen, for example, methoxy, ethoxy, propoxy, isopropoxy, butoxy, isobutoxy, t-butoxy and the like. The C₁-C₄ members, especially C₁ and C₂ members, of all types are preferred. Phenylmethyl is the preferred phenyl-lower alkylene group and methoxy and t-butoxy the preferred lower alkoxy groups. The lower alkanoyl groups are the acyl radicals of the lower (up to 7 carbons) fatty acids, e.g., acetyl, propionyl, butyryl and the like, acetyl being preferred.

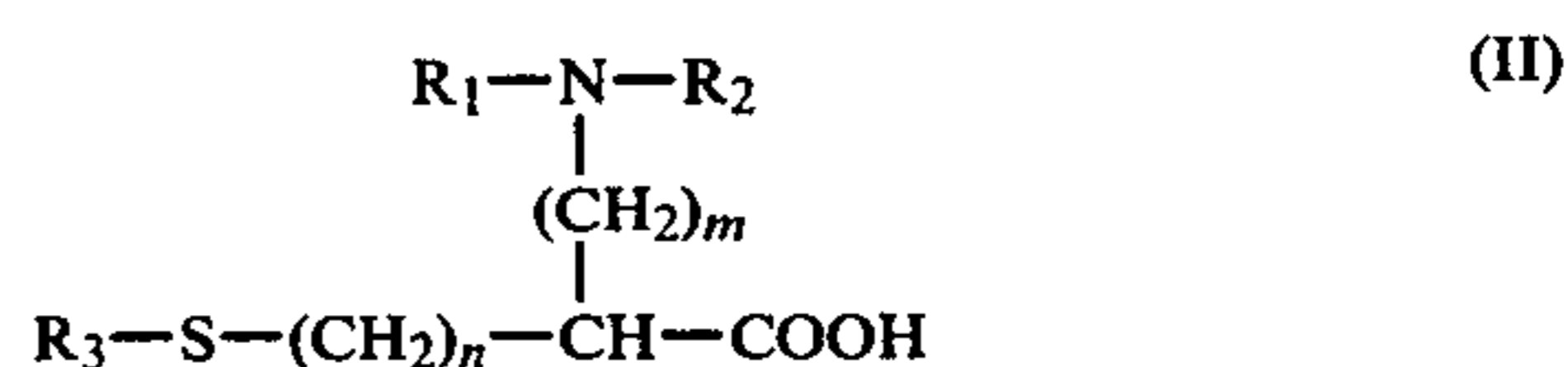
The amino(imino)methyl group represented by R₁ is the residue of the guanidino radical



The products of formula I and the preferred subgroups can be produced by various methods of synthesis. According to a preferred method, the amino acid of the formula



wherein A, and B are defined as above, and R is hydroxy, is acylated with an acid of the formula II, referred to above,

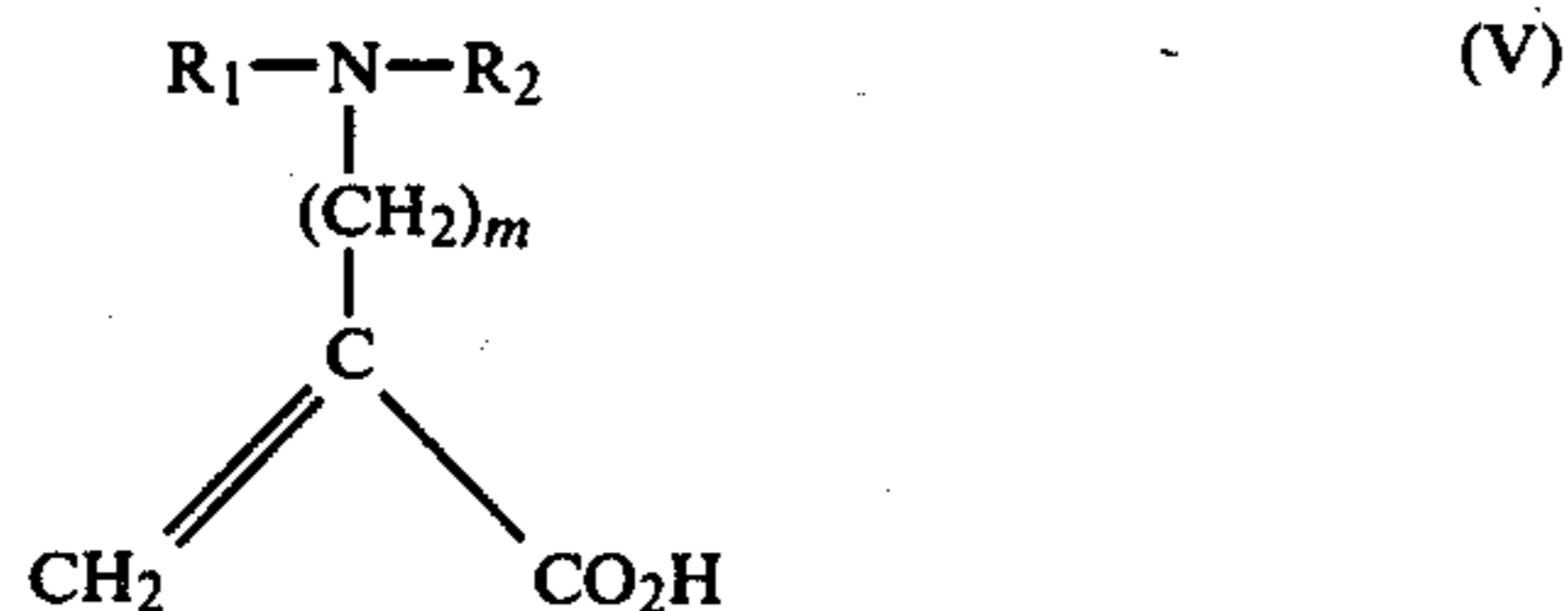


wherein R₁ is an acyl group, and R₂, R₃, m and n have the meaning defined above, by one of the known procedures in which the acid II is activated, prior to reaction with the amino acid IV, involving formation of a mixed anhydride, symmetrical anhydride, acid chloride, active ester, Woodward reagent K, N,N'-carbonyl-bisimidazole, EEDQ (N-ethoxy-carbonyl-2-ethoxy-1,2-dihydroquinoline) or the like. When R is lower alkoxy, this or other known methods of coupling such moieties can be used [For a review of these methods, see *Methoden der Organischen Chemie* (Houben-Weyl) Vol. XV, parts 1 and 2 (1974)].

When the product obtained is an ester, e.g., R is t-butoxy, the ester can be converted to the free carboxy group (R is hydroxy) by cleavage with acids, e.g., trifluoroacetic acid. Conversely the free acid can be esterified by conventional procedures.

Starting materials of formula II wherein m is 0 are derivatives of the amino acid cysteine which can be produced by known procedures.

The acids of formula II wherein m is 2, 3 or 4 can be synthesized, according to a preferred method, by the addition of a thiol acid to the substituted acrylic acid of the formula

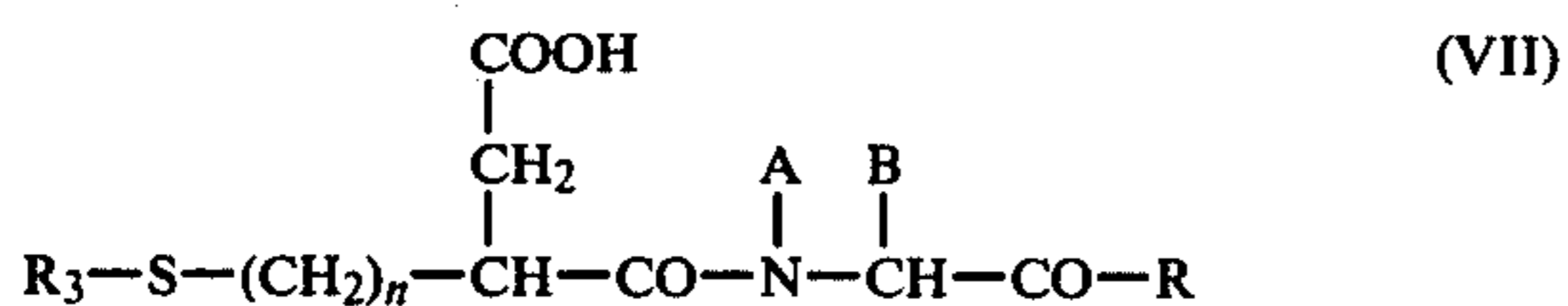


The latter are obtained by hydrolysis, e.g., with 6 N hydrochloric acid, of the methylene lactams of the formula

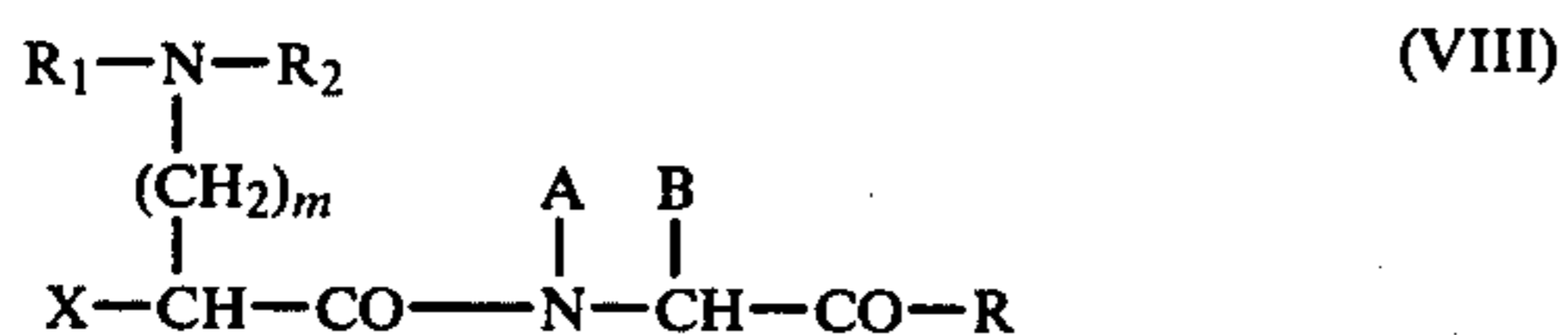


[J. Org. Chem. 39, 893 (1974)]

The compounds of formula I wherein m is 1 are obtained by the Curtius rearrangement of an acid of the formula

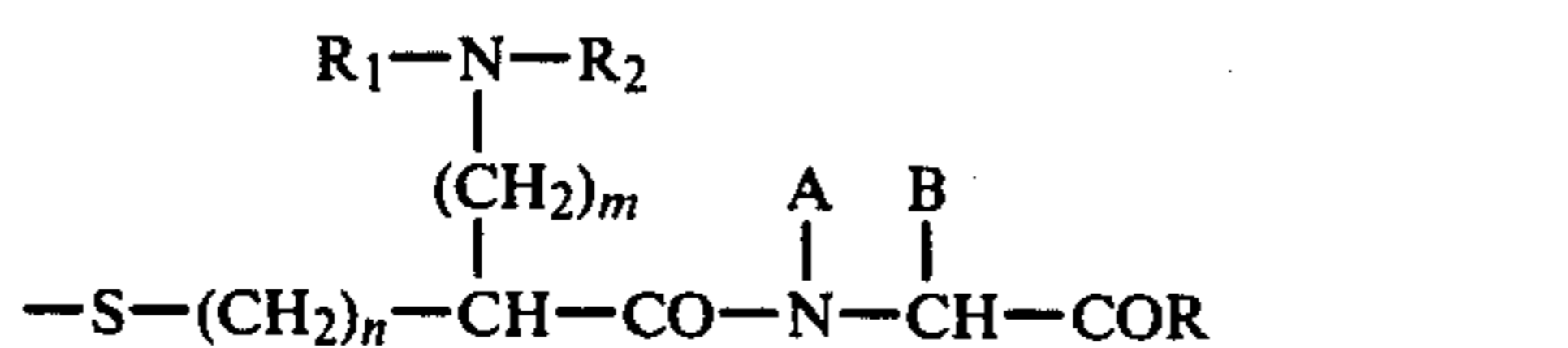


The preferred method for producing compounds of formula I wherein n is 0 is by displacement of the halo derivative of the formula

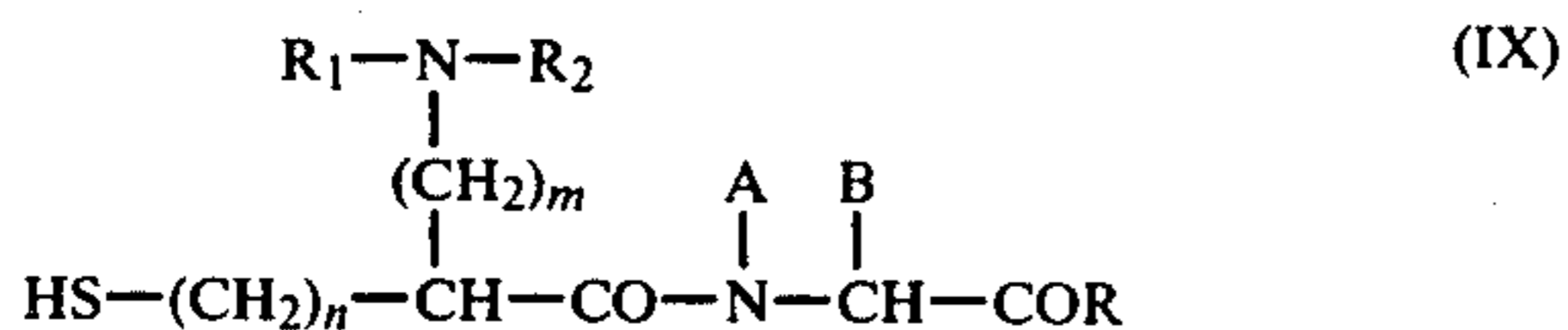


wherein X is halogen, preferably chlorine or bromine, with the thiol acid R_3-COSH .

The disulfides of formula I, wherein R_3 is



are obtained by oxidation of the compound of the formula



e.g., with an alcoholic solution of iodine.

The compounds of formula I wherein R_1 is amino(ini- no)-methyl are obtained by reacting a compound of formula I wherein R_1 or R_2 is hydrogen with a guanyl-forming reagent e.g., guanyl-3,5-dimethylpyrazole ni- 65 trate, S-methylisothiourea, or O-methylisourea.

Products of formula I have two asymmetric carbon atoms. These carbon atoms are indicated by an asterisk

in formula I. The compounds accordingly exist in dia- stereoisomeric forms or in racemic mixtures thereof. All of these are within the scope of the invention. The above described syntheses can utilize the racemate or one of the enantiomers as starting material. When the racemic starting material is used in the synthetic proce- 5 dure, the stereoisomers obtained in the product can be separated by conventional chromatographic or frac- tional crystallization methods. In general, the L-isomer with respect to the carbon of the amino acid constitutes the preferred isomeric form.

The compounds of formula I form salts which are also part of this invention. The salts include acid-addi- tion salts which are formed by reaction with a variety of inorganic and organic acids providing acid addition salts including, for example, hydrohalides (especially hydrochloride and hydrobromide), sulfate, nitrate, bo- 15 rate, phosphate, oxalate, tartrate, maleate, citrate, ace- tate, ascorbate, succinate, benzenesulfonate, methane- sulfonate, cyclohexanesulfamate and toluenesulfonate.

The salts are formed in conventional manner by re- acting the free form of the product with one or more equivalents of the appropriate acid or base providing the desired anion or cation in a solvent or medium in which the salt is insoluble, or in water and removing the water by freeze drying. By neutralizing the salt with an insoluble acid like a cation exchange resin in the hydro- 25 gen form [e.g., polystyrene sulfonic acid resin—Dowex 50 (Mikes, Laboratory Handbook of Chromatographic Methods (Van Nostrand, 1961) page 256] eluting with a volatile buffer (e.g. pyridine-acetic acid) and extraction with an organic solvent, the free form can be obtained, and, if desired, another salt formed.

Additional experimental details are found in the ex- amples which are preferred embodiments and also serve as models for the preparation of other members of the group.

The compounds of formula I and their salts inhibit the conversion of the decapeptide angiotensin I to angioten- sin II and therefore are useful in reducing or relieving angiotensin related hypertension. The action of the enzyme renin on angiotensinogen, a pseudoglobulin in blood plasma, produces angiotensin I. Angiotensin I is converted by angiotensin converting enzyme (ACE) to 45 angiotensin II. The latter is an active pressor substance which has been implicated as the causative agent in various forms of hypertension in various mammalian species, e.g., rats, dogs, etc. The compounds of this invention intervene in the angiotensinogen→angioten- sin I→angiotensin II sequence by inhibiting angiotensin converting enzyme and reducing or eliminating the formation of the pressor substance angiotensin II.

The inhibition of the angiotensin converting enzyme 55 by compounds of formula I can be measured in vitro with isolated angiotensin converting enzyme from rab- bit lungs following the procedure described by Cush- man and Cheung [Biochem. Pharmacol., 20, 1637 (1971)], and with an excised smooth muscle assay [E. O'Keefe, et al., Federation Proc. 31, 511 (1972)] in which these compounds have been shown to be powerful inhibitors of the contractile activity of angiotensin I and potentia- 60 tors of the contractile activity of bradykinin.

The administration of a composition containing one or a combination of compounds of formula I or physio- logically acceptable salt thereof to the species of hyper- tensive mammal alleviates or reduces hypertension. A single dose, or preferably two to four divided daily

doses, provided on a basis of about 5 to 1000 mg. per kilogram per day, preferably about 10 to 500 mg. per kilogram per day is appropriate to reduce blood pressure. The animal model experiments described by S. L. Engel, T. R. Schaeffer, M. H. Waugh and B. Rubin, Proc. Soc. Exp. Biol. Med. 143, 483 (1973) serve as a useful guide.

The substance is preferably administered orally, but parenteral routes such as subcutaneously, intramuscularly, intravenously or intraperitoneally can also be employed.

The compounds of this invention can be utilized to achieve the reduction of blood pressure by formulating in compositions such as tablets, capsules or elixirs for oral administration or in sterile solution or suspensions for parenteral administration. About 10 to 500 mg. of a compound or mixture of compounds of formula I or physiologically acceptable salt is compounded with a physiologically acceptable vehicle, carrier, excipient, binder, preservative, stabilizer, flavor, etc., in a unit dosage form as called for by accepted pharmaceutical practice. The amount of active substance in these compositions or preparations is such that a suitable dosage in the range indicated is obtained.

Illustrative of the adjuvants which may be incorporated in tablets, capsules and the like are the following: a binder such as gum tragacanth, acacia, corn starch or gelatin; an excipient such as dicalcium phosphate, a disintegrating agent such as corn starch, potato starch, alginic acid and the like; a lubricant such as magnesium stearate; a sweetening agent such as sucrose, lactose or saccharin; a flavoring agent such as peppermint, oil of wintergreen or cherry. When the dosage unit form is a capsule, it may contain in addition to materials of the above type a liquid carrier such as a fatty oil. Various other materials may be present as coatings or to otherwise enhance the pharmaceutical elegance of the preparation. For instance, tablets may be coated with shellac, sugar or the like. A syrup or elixir may contain the active compound, sucrose as a sweetening agent, methyl and propyl parabens as preservatives, a dye and a flavoring such as cherry or orange flavor.

Sterile compositions for injection can be formulated according to conventional pharmaceutical practice by dissolving or suspending the active substance in a conventional vehicle such as water for injection, a naturally occurring vegetable oil like sesame oil, coconut oil, peanut oil, cottonseed oil, etc., or a synthetic fatty vehicle like ethyl oleate or the like. Buffers, preservatives, antioxidants and the like can be incorporated as required.

The intermediates of formula II described above, particularly wherein *m* is 1, 2, 3 or 4 and especially 3 or 4, can be used as carboxypeptidase B inhibitors to alleviate cardiovascular diseases such as hypertension and/or to reduce local inflammatory conditions such as those of an edematous nature. They can be used and formulated in the same manner described above for their derivatives of formula I.

The following examples are illustrative of the invention. All temperatures are in degrees celsius.

EXAMPLE 1

N-tert-Butyloxycarbonyl-S-p-methoxybenzyl-D-cysteinyl-L-proline tert-butyl ester.

To a solution of L-proline tert-butyl ester (0.85 g) and hydroxybenzotriazole (0.67 g) in methylene chloride (10 ml) chilled in an ice bath, dicyclohexylcarbodiimide

(1.03 g) and N-tert-butyloxycarbonyl-S-p-methoxybenzyl-D-cysteine (1.7 g) are added in that order. After fifteen minutes, the ice bath is removed and the mixture is stirred at room temperature overnight. The precipitate is filtered off and the filtrate is washed with 10% potassium bisulfate, water, saturated sodium bicarbonate, and water. The organic phase is dried and concentrated to dryness in vacuo to give N-tert-butyloxycarbonyl-S-p-methoxybenzyl-D-cysteinyl-L-proline tert-butyl ester as an oil. $R_f=0.2$ (silica gel, chloroform).

EXAMPLE 2

D-Cysteinyl-L-proline, acetate salt

To a solution of N-tert-butyloxycarbonyl-S-p-methoxybenzyl-D-cysteinyl-L-proline tert-butyl ester (1.8 g) and anisole (4.4 ml) in dichloromethane (8 ml) chilled in an ice bath, trifluoromethane sulfonic acid (6.0 g) is added. The ice bath is removed and the mixture is stirred at room temperature for thirty minutes. The dichloromethane is removed in vacuo and the residue is triturated with hexane (2×200 ml). The residue is dissolved in water and extracted twice with ether. The aqueous phase is applied to a column of 200 ml of cation exchange resin [Dowex 50] in the hydrogen cycle. The column is washed with water until no more acidic material is eluted. The D-cysteinyl-L-proline, acetate salt is eluted with a pyridine-acetic acid buffer Ph 6.5, yield 0.66 g. $R_f=0.38$ (silica gel, chloroform:methanol:acetic acid:water).

EXAMPLE 3

N,S-Diacetyl-DL-cysteinyl-L-proline tert-butyl ester

By substituting N,S-diacetyl-DL-cysteine for the N-tert-butyloxycarbonyl-S-p-methoxybenzyl-D-cysteine in the procedure of Example 1, N,S-diacetyl-DL-cysteinyl-L-proline tert-butyl ester is obtained. $R_f=0.25$ (silica gel, ethyl acetate).

EXAMPLE 4

N,S-Diacetyl-DL-cysteinyl-L-proline

N,S-Diacetyl-DL-cysteinyl-L-proline tert-butyl ester (1.9 g) is dissolved in a mixture of anisole (6 ml) and trifluoroacetic acid (12 ml) and the solution is stored at room temperature for one hour. The solvents are removed in vacuo and the residue is precipitated from ethyl acetate-ether-hexane, to obtain N,S-diacetyl-DL-cysteinyl-L-proline, yield 1.08 g, m.p. $80^\circ-140^\circ$.

EXAMPLE 5

N-Acetyl-DL-cysteinyl-L-proline

N,S-Diacetyl-DL-cysteinyl-L-proline (0.3 g) is dissolved in a mixture of water (4 ml) and concentrated ammonia (4 ml) under a blanket of argon. The solution is stored for thirty minutes at room temperature, saturated with sodium chloride and extracted with ethyl acetate and chloroform. The organic layers are pooled and concentrated to dryness in vacuo to obtain N-acetyl-DL-cysteinyl-L-proline, yield 0.1 g, $R_f=0.25$ (silica gel; benzene:acetic acid, 75:25).

EXAMPLE 6

Methyl N-(p-methoxybenzyl)nipecotate hydrochloride

A mixture of 23 g of methyl nipecotate, 24.3 g of potassium carbonate, and 52 g of p-methoxybenzyl trichloroacetate in 800 ml of toluene is refluxed under

nitrogen for seventy-two hours. The mixture is cooled, the toluene removed in vacuo, the residue dissolved in chloroform, and this solution washed once with 400 ml of aqueous potassium carbonate and then with 400 ml of 10% hydrochloric acid. The chloroform solution is dried and concentrated in vacuo to a viscous brown oil. Trituration of this oil with ethyl acetate affords 30.7 g of methyl N-(p-methoxybenzyl)nipecotate hydrochloride as an off-white crystalline solid. Recrystallization from ethyl acetate yields the analytical sample, m.p. 150°-154°.

EXAMPLE 7

1-(p-Methoxybenzyl)-3-methylene-2-piperidone

A solution of methyl N-(p-methoxybenzyl)nipecotate hydrochloride (30.7 g) and 8.4 g of sodium hydroxide in 900 ml of methanol and 45 ml of water is stirred at room temperature for seventeen hours. The solution is evaporated to dryness in vacuo, the residue diluted with toluene, and this again evaporated to dryness in vacuo. To the residue is added 1 liter of acetic anhydride and 140 ml of triethylamine, and the resulting mixture is heated under reflux for four hours. The reaction mixture is evaporated to dryness in vacuo, the residue taken up in chloroform, washed with water, dried, and concentrated in vacuo. The residual oil is chromatographed on silica gel using 1:1 hexane-ethyl acetate as the eluant, and yields 16.9 g of 1-(p-methoxybenzyl)-3-methylene-2-piperidone as a chromatographically pure yellow oil. Alternatively, the oil can be distilled to give analytically pure 1-(p-methoxybenzyl)-3-methylene-2-piperidone, b.p. 145°-155°/0.05 mm.

EXAMPLE 8

3-Methylene-2-piperidone

A solution of 1-(p-methoxybenzyl)-3-methylene-2-piperidone (16.9 g) and 21.3 g of anisole in 400 ml of trifluoroacetic acid is refluxed under nitrogen for forty-eight hours. The solution is evaporated to dryness in vacuo, and the residue chromatographed on 900 g of silica gel using ethyl acetate as eluant, yielding 6.5 g of 3-methylene-2-piperidone as a crystalline solid.

EXAMPLE 9

2-Methylene-5-aminopentanoic acid hydrochloride

A solution of 2.6 g of 3-methylene-2-piperidone in 150 ml of 6 N hydrochloric acid is refluxed for twenty-four hours. The cooled solution is extracted with chloroform, and the aqueous layer concentrated in vacuo to 3.8 g of glassy foam. The foam is heated with methanol, filtered through Celite (diatomaceous earth clarifying agent) to remove a small amount of insoluble material, and the filtrate is evaporated to dryness in vacuo, yielding 2.5 g of 2-methylene-5-aminopentanoic acid hydrochloride as a tan crystalline solid. Recrystallization from isopropanol gives the analytical sample, m.p. 138°-144°.

EXAMPLE 10

2-Methylene-5-(p-methoxybenzyloxycarbonyl)-aminopentanoic acid

To a solution of 8.8 g of 2-methylene-5-aminopentanoic acid hydrochloride in 100 ml of water is added with stirring 6.36 g of magnesium oxide, followed by a solution of 12.2 g of p-methoxybenzyloxycarbonyl azide in 100 ml of dioxane, and the resulting mixture is stirred at room temperature for two days. The reaction

mixture is filtered, and the filtrate diluted with 200 ml of ethyl acetate, two equivalents of Dowex 50 ion exchange resin is added, and the mixture is stirred at room temperature for two hours. The resin is then filtered off and washed with water. The layers in the filtrate are separated and the aqueous layer is extracted twice with ethyl acetate. The combined organic layers are dried and concentrated in vacuo to give 18.2 g of 2-methylene-5-(p-methoxybenzyloxycarbonyl)aminopentanoic acid as an amber oil which crystallizes on standing. This is used without further purification.

EXAMPLE 11

2-Acetylthiomethyl-5-(p-methoxybenzyloxycarbonyl)-aminopentanoic acid

A solution of 2-methylene-5-(p-methoxybenzyloxycarbonyl)-amino pentanoic acid (53 mmoles) in 50 ml of thiolacetic acid is allowed to stand at room temperature for forty-eight hours. The solution is evaporated to dryness in vacuo, and the residue taken up in chloroform and applied to a silica gel column (700 g). Elution with 5% methanol in chloroform affords 14.2 g of 2-acetylthiomethyl-5-(p-methoxybenzyloxycarbonyl)-aminopentanoic acid as an oil. Treatment of this oil with one equivalent of dicyclohexylamine in ether, followed by recrystallization from ethyl acetate affords the corresponding dicyclohexylamine salt, m.p. 112°-114°.

EXAMPLE 12

2-Acetylthiomethyl-5-(p-methoxybenzyloxycarbonyl)-amino pentanoic acid N-hydroxysuccinimide ester

To a solution of 3.7 g of 2-acetylthiomethyl-5-(p-methoxybenzyloxycarbonyl)aminopentanoic acid and 1.21 g of N-hydroxysuccinimide in 60 ml of dichloromethane at 0°-5° is added 2.16 g of N,N'-dicyclohexylcarbodiimide over twenty minutes with stirring. The resulting mixture is stirred overnight at 0°-5°. The precipitated dicyclohexylurea is filtered off, the filtrate concentrated in vacuo and the residue taken up in ethyl acetate and washed through a silica gel column to give 4.6 g of 2-acetylthiomethyl-5-(p-methoxybenzyloxycarbonyl)amino pentanoic acid N-hydroxysuccinimide ester as an oil, which crystallizes on trituration with ether. Recrystallization from ethyl acetate-hexane affords the analytical sample, m.p. 85°-87°.

EXAMPLE 13

1-[(2-Acetylthiomethyl-5-(p-methoxybenzyloxycarbonylamino)-pentanoyl)]-L-proline tert-butyl ester

By substituting 2-acetylthiomethyl-5-(p-methoxybenzyloxycarbonylamino)pentanoic acid for the N-tert-butylloxycarbonyl-S-p-methoxybenzyl-D-cysteine in the procedure of Example 1, 1-[2-acetylthiomethyl-5-(p-methoxybenzyloxycarbonylamino)pentanoyl]-L-proline tert-butyl ester is obtained.

EXAMPLE 14

1-(2-Acetylthiomethyl-5-aminopentanoyl)-L-proline, trifluoroacetate salt

1-[2-Acetylthiomethyl-5-(p-methoxybenzyloxycarbonylamino)pentanoyl]-L-proline tert-butyl ester (2 g) is dissolved in a mixture of trifluoroacetic acid (15 ml) and anisole (6 ml). The solution is stored at room temperature for one hour, the solvents are removed in

vacuo and the residue is precipitated from ethyl acetate-ether to yield 1-(2-acetylthiomethyl-5-aminopentanoyl)-L-proline, trifluoroacetate.

EXAMPLE 15

1-(5-Amino-2-mercaptomethylpentanoyl)-L-proline

1-(2-Acetylthiomethyl-5-aminopentanoyl)-L-proline trifluoroacetate (1 g) is dissolved in a mixture of water (12 ml) and concentrated ammonia (12 ml) under a blanket of argon. The solution is stored twenty minutes at room temperature concentrated to 5 ml and applied to a column of Dowex 50 ion exchange resin in the hydrogen cycle. The column is washed with water and 1-(5-amino-2-mercaptomethylpentanoyl)-L-proline is eluted with a buffer of pyridine-acetic acid at pH 6.5.

EXAMPLE 16

2-Methylene-4-methylaminobutanoic acid hydrochloride

By substituting 1-methyl-3-methylene-2-pyrrolidone [J. Org. Chem., 39, 893 (1974)] for the 3-methylene-2-piperidone in the procedure of Example 9, 2-methylene-4-methylaminobutanoic acid hydrochloride is obtained.

EXAMPLE 17

2-Methylene-4-(N-p-methoxybenzyloxycarbonyl-N-methylamino)-butanoic acid

By substituting 2-methylene-4-methylaminobutanoic acid hydrochloride for the 2-methylene-5-aminopentanoic acid hydrochloride in the procedure of Example 10, 2-methylene-4-(N-p-methoxybenzyloxycarbonyl-N-methylamino)-butanoic acid is obtained.

EXAMPLE 18

2-Acetylthiomethyl-4-(N-p-methoxybenzyloxycarbonyl-N-methylamino)butanoic acid

By substituting 2-methylene-4-(N-p-methoxybenzyloxycarbonyl-N-methylamino)butanoic acid for the 2-methylene-5-(p-methoxybenzyloxycarbonylamino)pentanoic acid in the procedure of Example 11, 2-acetylthiomethyl-4-(N-p-methoxybenzyloxycarbonyl-N-methylamino)butanoic acid is obtained.

EXAMPLE 19

1-(4-Amino-2mercaptomethylbutanoyl)-L-proline

By substituting 2-acetylthiomethyl-4-(N-p-methoxybenzyloxycarbonyl-N-methylamino)butanoic acid for the N-tert-butyloxycarbonyl-S-p-methoxybenzyl-D-cysteine in the procedure of Example 1, and then submitting the product to the procedures of Examples 14 and 15, 1-(2-acetylthiomethyl-4-(N-p-methoxybenzyloxycarbonyl-N-methylamino)butanoyl)-L-proline tert-butyl ester, 1-(2-acetylthiomethyl-4-aminobutanoyl)-L-proline trifluoroacetate, and 1-(4-amino-2-mercaptomethylbutanoyl)-L-proline are obtained.

EXAMPLE 20

2-Acetylthiomethyl-6-(N-methyl-N-acetylamino)hexanoic acid

By substituting 6-(N-methyl-N-acetylamino)-2-methylene hexanoic acid for the 2-methylene-5-(p-methoxybenzyloxycarbonylamino)pentanoic acid in the

procedure of Example 11, 2-acetylthiomethyl-6-(N-methyl-N-acetylamino)hexanoic acid is obtained.

EXAMPLE 21

1-[(2-Mercaptomethyl-6-(N-methyl-N-acetylamino)hexanoyl)]-L-proline

By substituting 2-acetylthiomethyl-6-(N-methyl-N-acetylamino)hexanoic acid for the N-tert-butyloxycarbonyl-S-p-methoxybenzyl-D-cysteine in the procedure of Example 1, and then submitting the product to the procedure of Examples 14 and 15, 1-[2-acetylthiomethyl-6-(N-methyl-N-acetylamino)hexanoyl]-L-proline tert-butyl ester, 1-[2-acetylthiomethyl-6-(N-methyl-N-acetylamino)hexanoyl]-L-proline, and 1-[2-mercaptomethyl-6-(N-methyl-N-acetylamino)hexanoyl]-L-proline are obtained.

EXAMPLE 22

1-(5-Guanidino-2-mercaptomethylpentanoyl)-L-proline

A solution of 1-(5-amino-2-mercaptomethylpentanoyl)-L-proline (2.3 g), guanyl-3,5-dimethylpyrazole nitrate (2.41 g) and triethylamine (3.36 ml) in dimethylformamide (20 ml) is stored at room temperature under a blanket of argon for sixteen hours. The solvents are removed in vacuo, the residue is dissolved in 0.1 N hydrochloric acid (10 ml) and zinc dust (500 mg) is added. The suspension is stirred at room temperature for two hours. After filtering, the filtrate is applied to a column of Dowex 50 ion exchange resin in the hydrogen cycle. The column is washed with water until no more acid is eluted and 1-(5-guanidino-2-mercaptomethylpentanoyl)-L-proline is then eluted with a pyridine-acetate buffer at pH 6.5.

EXAMPLE 23

N-(5-Amino-2-mercaptomethylpentanoyl)glycine

By substituting glycine tert-butyl ester for the proline tert-butyl ester in the procedure of Example 13, and then submitting the product to the procedures of Examples 14 and 15, N-[2-acetylthiomethyl-5-(p-methoxybenzyloxycarbonylamino)pentanoyl]glycine tert-butyl ester, N-[2-acetylthiomethyl-5-aminopentanoyl]glycine and N-(5-amino-2-mercaptomethylpentanoyl)glycine are obtained.

EXAMPLE 24

N-(5-Amino-2-mercaptomethylpentanoyl)-L-leucine

By substituting L-leucine tert-butyl ester for the proline tert-butyl ester in the procedure of Example 13, and then submitting the product to the procedures of Examples 14 and 15, N-[2-acetylthiomethyl-5-(p-methoxybenzyloxycarbonylamino)pentanoyl]-L-leucine tert-butyl ester, N-[2-acetylthiomethyl-5-aminopentanoyl]-L-leucine and N-(5-amino-2-mercaptomethylpentanoyl)-L-leucine are obtained.

EXAMPLE 25

N-(5-Amino-2-mercaptomethylpentanoyl)-L-phenylalanine

By substituting L-phenylalanine tert-butyl ester for the L-proline tert-butyl ester in the procedure of Example 13, and then submitting the product to the procedures of Examples 14 and 15, N-[2-acetylthiomethyl-5-(p-methoxybenzyloxycarbonylamino)pentanoyl]-L-phenylalanine tert-butyl ester, N-[2-acetylthiomethyl-5-aminopentanoyl]-L-phenylalanine and N-(5-amino-2-

mercaptomethylpentanoyl)-L-phenylalanine are obtained.

EXAMPLE 26

N-(5-Amino-2-mercaptomethylpentanoyl)-L-serine

By substituting O-tert-butyl L-serine tert-butyl ester for the L-proline tert-butyl ester in the procedure of Example 13, and then submitting the product to the procedures of Examples 14 and 15, N-[2-acetylthiomethyl-5-(p-methoxybenzyloxycarbonylamino)pentanoyl]-O-tert-butyl L-serine tert-butyl ester, N-[2-acetylthiomethyl-5-aminopentanoyl]-L-serine and N-(5-amino-2-mercaptomethylpentanoyl)-L-serine are obtained.

EXAMPLE 27

1-(5-Amino-2-mercaptomethylpentanoyl)-4-hydroxy-L-proline

By substituting 4-hydroxy-L-proline p-methoxybenzyl ester for the L-proline tert-butyl ester in the procedure of Example 13, and then submitting the product to the procedures of Examples 14 and 15, 1-[2-acetylthiomethyl-5-(p-methoxybenzyloxycarbonylamino)pentanoyl]-4-hydroxy-L-proline p-methoxybenzyl ester, 1-(2-acetylthiomethyl-5-aminopentanoyl)-4-hydroxy-L-proline, and 1-(5-amino-2-mercaptomethylpentanoyl)-4-hydroxy-L-proline are obtained.

EXAMPLE 28

1-(5-Amino-2-mercaptomethylpentanoyl)pipecolic acid

By substituting pipecolic acid tert-butyl ester (obtained from pipecolic acid by the procedure described for the synthesis of L-proline tert-butyl ester) for the L-proline tert-butyl ester in the procedure of Example 13 and then submitting the product to the procedure of Example 14 and 15, 1-[2-acetylthiomethyl-5-(p-methoxybenzyloxycarbonylamino)pentanoyl]pipecolic acid tert-butyl ester, 1-[2-acetylthiomethyl-5-aminopentanoyl]pipecolic acid and 1-(5-amino-2-mercaptomethylpentanoyl)pipecolic acid are obtained.

EXAMPLE 29

N^α-[2-Acetylthiomethyl-5-(p-methoxybenzyloxycarbonylamino)pentanoyl]-L-arginine

A solution of 2-acetylthiomethyl-5-(p-methoxybenzyloxycarbonylamino)pentanoic acid N-hydroxysuccinimide ester (4.6 g) in ethanol (16 ml) is added to a solution of L-arginine (1.47 g) in a mixture of water (15 ml) and sodium bicarbonate (1.68 g). The mixture is stirred at room temperature for eight hours, acidified to pH 3 and extracted with ethyl acetate. The aqueous phase is applied to a column of Dowex 50 ion exchange resin (100 ml) in the hydrogen cycle. The column is washed with water until no more acidic material is eluted and then N^α-[2-acetylthiomethyl-5-(p-methoxybenzyloxycarbonylamino)pentanoyl]-L-arginine is eluted with pyridine-acetate buffer at pH 6.5.

EXAMPLE 30

N^α-(2-Acetylthiomethyl-5-aminopentanoyl)-L-arginine trifluoroacetate

A solution of N^α-[2-acetylthiomethyl-5-(p-methoxybenzyloxycarbonylamino)pentanoyl]-L-arginine (1 g) in trifluoroacetic acid (10 ml) is stored at room temperature for fifteen minutes, and then concentrated to dry-

ness in vacuo to yield N^α-(2-acetylthiomethyl-5-aminopentanoyl)-L-arginine trifluoroacetate.

EXAMPLE 31

N^α-[5-Amino-2-mercaptomethylpentanoyl]-L-arginine

N^α-(2-acetylthiomethyl-5-aminopentanoyl)-L-arginine trifluoroacetate (2 g) is dissolved in a mixture of water (25 ml) and concentrated ammonia (25 ml) and this solution is stored at room temperature for twenty minutes. The solution is concentrated in vacuo to ca. 5 ml and applied to a column of Dowex 50 ion exchange resin (50 ml) in the hydrogen cycle. After washing with water N^α-[5-amino-2-mercaptomethylpentanoyl]-L-arginine is eluted with a pyridine-acetate buffer at pH 6.5.

EXAMPLE 32

N^α-[2-Acetylthiomethyl-5-(p-methoxybenzyloxycarbonylamino)pentanoyl]-N^ε-tert-butyloxycarbonyl-L-lysine tert-butyl ester

By substituting N^ε-tert-butyloxycarbonyl lysine tert-butyl ester for the L-proline tert-butyl ester in the procedure of Example 13, N^α-[2-acetylthiomethyl-5-(p-methoxybenzyloxycarbonylamino)pentanoyl]-N^ε-tert-butyloxycarbonyl-L-lysine tert-butyl ester is obtained.

EXAMPLE 33

N^α-(2-Acetylthiomethyl-5-aminopentanoyl)-L-lysine trifluoroacetate

A solution of N^α-[2-acetylthiomethyl-5-(p-methoxybenzyloxycarbonylamino)pentanoyl]-N^ε-tert-butyloxycarbonyl-L-lysine tert-butyl ester (1 g) in trifluoroacetic acid (5 ml) is stored at room temperature for one hour and then concentrated to dryness in vacuo to yield N^α-(2-acetylthiomethyl-5-aminopentanoyl)-L-lysine trifluoroacetate.

EXAMPLE 34

N^α-(5-Amino-2-mercaptomethylpentanoyl)-L-lysine

By substituting N^α-(2-acetylthiomethyl-5-aminopentanoyl)-L-lysine trifluoroacetate for the N^α-(2-acetylthiomethyl-5-aminopentanoyl)-L-arginine in the procedure of Example 31, N^α-(5-amino-2-mercaptomethylpentanoyl)-L-lysine is obtained.

EXAMPLE 35

N^α-(5-Amino-2-mercaptomethylpentanoyl)-L-histidine

By substituting L-histidine for the L-arginine in the procedure of Example 29 and then submitting the product to the procedures of Examples 30 and 31, N^α-[2-acetylthiomethyl-5-(p-methoxybenzyloxycarbonylamino)pentanoyl]-L-histidine, N^α-(2-acetylthiomethyl-5-aminopentanoyl)-L-histidine, and N^α-(5-amino-2-mercaptomethylpentanoyl)-L-histidine are obtained.

EXAMPLE 36

N-(5-Amino-2-mercaptomethylpentanoyl)-L-methionine

By substituting L-methionine diphenylmethyl ester for the L-proline tert-butyl ester in the procedure of Example 13, and then submitting the product to the procedures of Examples 14 and 15, N-[2-acetylthiomethyl-5-(p-methoxybenzyloxycarbonylamino)pentanoyl]-L-methionine diphenylmethyl ester, N-(2-

acetylthiomethyl-5-aminopentanoyl)-L-methionine, and N-(5-amino-2-mercaptomethylpentanoyl)-L-methionine are obtained.

EXAMPLE 37

N-[2-Acetylthiomethyl-5-(p-methoxybenzyloxycarbonylamino)pentanoyl]-L-tryptophane methyl ester

A solution of L-tryptophane methyl ester hydrochloride (2.5 g), 2-acetylthiomethyl-5-(p-methoxybenzyloxycarbonylamino)pentanoic acid N-hydroxysuccinimide ester (4.6 g), and hydroxybenzotriazole (1.35 g) in a mixture of dimethylformamide (20 ml) and triethylamine (1.6 ml) is stored at room temperature overnight. The solvent is removed in vacuo, the residue is dissolved in ethyl acetate and washed neutral. The organic phase is dried and concentrated to dryness to yield N-[2-acetylthiomethyl-5-(p-methoxybenzyloxycarbonylamino)pentanoyl]-L-tryptophane methyl ester.

EXAMPLE 38

N-(2-Acetylthiomethyl-5-aminopentanoyl)-L-tryptophane methyl ester, trifluoroacetate salt

N-[2-Acetylthiomethyl-5-(p-methoxybenzyloxycarbonylamino)pentanoyl]-L-tryptophane methyl ester (1 g) is dissolved in trifluoroacetic acid (10 ml), the solution is stored at room temperature for fifteen minutes, and then evaporated in vacuo to yield N-(2-acetylthiomethyl-5-aminopentanoyl)-L-tryptophane methyl ester, trifluoroacetate.

EXAMPLE 39

N-(5-Amino-2-mercaptomethylpentanoyl)-L-tryptophane

To a solution of N-(2-acetylthiomethyl-5-aminopentanoyl)-L-tryptophane methyl ester trifluoroacetate (3 g) in methanol (60 ml) N sodium hydroxide (60 ml) is added. After four hours the solution is applied to a column of Dowex 50 ion exchange resin in the hydrogen cycle. After washing with water, the N-(5-amino-2-mercaptomethylpentanoyl)-L-tryptophane is eluted with pyridine-acetic acid buffer at pH 6.5.

EXAMPLE 40

N-(5-Amino-2-mercaptomethylpentanoyl)-L-glutamine

By substituting L-glutamine tert-butyl ester for the L-proline tert-butyl ester in the procedure of Example 13, and then submitting the product to the procedures of Examples 14 and 15, N-[2-acetylthiomethyl-5-(p-methoxybenzyloxycarbonylamino)pentanoyl]-L-glutamine tert-butyl ester, N-(2-acetylthiomethyl-5-aminopentanoyl)-L-glutamine, and N-(5-amino-2-mercaptomethylpentanoyl)-L-glutamine are obtained.

EXAMPLE 41

N-(5-Amino-2-mercaptomethylpentanoyl)-L-aspartic acid

By substituting L-aspartic acid di tert-butyl ester for the L-proline tert-butyl ester in the procedure of Example 13, and then submitting the product to the procedures of Examples 14 and 15, N-[2-acetylthiomethyl-5-(p-methoxybenzyloxycarbonylamino)pentanoyl]-L-aspartic di tert-butyl ester, N-(2-acetylthiomethyl-5-aminopentanoyl)-L-aspartic acid, and N-(5-amino-2-mercaptomethylpentanoyl)-L-aspartic acid are obtained.

EXAMPLE 42

D-Cysteinyl-L-alanine

By substituting L-alanine tert-butyl ester for the L-proline tert-butyl ester in the procedure of Example 1, and then submitting the product to the procedure of Example 2, D-cysteinyl-L-alanine is obtained.

EXAMPLE 43

D-Cysteinyl-L-phenylglycine

By substituting L-phenylglycine tert-butyl ester (prepared from L-phenylglycine by the procedure described for L-proline tert-butyl ester) for the L-proline tert-butyl ester in the procedure of Example 1, and then submitting the product to the procedure of Example 2, D-cysteinyl-L-phenylglycine is obtained.

EXAMPLE 44

D-Cysteinyl-L-threonine

By substituting O-tert-butyl-L-threonine tert-butyl ester for the L-proline tert-butyl ester in the procedure of Example 1 and then submitting the product to the procedure of Example 2, D-cysteinyl-L-threonine is obtained.

EXAMPLE 45

N-(5-Guanidino-2-mercaptomethylpentanoyl)-L-phenylalanine

By substituting N-(5-amino-2-mercaptomethylpentanoyl)-L-phenylalanine for the 1-(5-amino-2-mercaptomethylpentanoyl)-L-proline in the procedure of Example 22, N-(5-guanidino-2-mercaptomethylpentanoyl)-L-phenylalanine is obtained.

EXAMPLE 46

N-(5-Guanidino-2-mercaptomethylpentanoyl)-L-leucine

By substituting N-(5-amino-2-mercaptomethylpentanoyl)-L-leucine for the 1-(5-amino-2-mercaptomethylpentanoyl)-L-proline in the procedure of Example 22, N-(5-guanidino-2-mercaptomethylpentanoyl)-L-leucine is obtained.

EXAMPLE 47

3-Acetylthio-2-methoxycarbonylmethylpropanoic acid

A mixture of thiolacetic acid (12.5 g) and 3-methoxycarbonyl-2-methylenepropanoic acid (17.1 g) are heated on the steam bath for two hours. The reaction is concentrated in vacuo and the residue is dissolved in ethyl acetate (125 ml) and dicyclohexylamine (35 ml) is added. The crystals are filtered, dried and recrystallized from ethyl acetate to yield 37.8 g, of the dicyclohexylammonium salt of 3-acetylthio-2-methoxycarbonylmethylpropanoic acid, m.p. 120°-121°. This dicyclohexylammonium salt is converted to the free acid, 3-acetylthio-2-methoxycarbonylmethylpropanoic acid, by distribution between ethyl acetate and 10% aqueous potassium bisulfate.

EXAMPLE 48

1-[3-(Acetylthio)-2-methoxycarbonylmethylpropanoyl]-L-proline tert-butyl ester

To a solution of L-proline tert-butyl ester (1.71 g) and 3-hydroxybenzotriazole (1.35 g) in dichloromethane (15 ml), dicyclohexylcarbodiimide (2.06 g) and 3-acet-

ylthio-2-methoxycarbonylmethylpropanoic acid (2.2 g) are added. After eighteen hours stirring at room temperature, the precipitate formed is filtered off, the filtrate is washed neutral, dried, and concentrated to dryness to yield 3.7 g of 1-[3-(acetylthio)-2-methoxycarbonylmethylpropanoyl]-L-proline tert-butyl ester. $R_f=0.8$ (silica gel-ethyl acetate).

EXAMPLE 49

1-[3-(Acetylthio)-2-carboxymethylpropanoyl]-L-proline tert-butyl ester

To a solution of 1-[3-(acetylthio)-2-methoxycarbonylmethylpropanoyl]-L-proline tert-butyl ester (3.7 g) in methanol (60 ml), N sodium hydroxide (40 ml) is added. After four hours, the reaction mixture is diluted with water (100 ml) and extracted with ethyl acetate. The aqueous layer is acidified and extracted with ethyl acetate. This last ethyl acetate layer is dried and concentrated to dryness in vacuo. The residue is dissolved in a mixture of pyridine and acetic anhydride (3:1) and the solution is stored at room temperature overnight. The reaction mixture is diluted with ethyl acetate (200 ml) and washed with 10% potassium bisulfate. The organic layer is dried and concentrated to dryness in vacuo to yield 1-[3-(acetylthio)-2-carboxymethylpropanoyl]-L-proline tert-butyl ester.

EXAMPLE 50

1-[3-(Acetylthio)-2-tert-butyloxycarbonylaminoethylpropanoyl]-L-proline tert-butyl ester

To a solution of 1-[3-(acetylthio)-2-carboxymethylpropanoyl]-L-proline tert-butyl ester (3.6 g) in tert-butanol (60 ml), triethylamine (1.4 ml) and diphenylphosphoryl azide (2.75 g) are added. The mixture is refluxed for twenty-two hours, and concentrated to dryness in vacuo. The residue is dissolved in ethyl acetate and the solution is washed neutral. The organic phase is dried and concentrated to dryness in vacuo to yield 1-[3-(acetylthio)-2-tert-butyloxycarbonylaminoethylpropanoyl]-L-proline tert-butyl ester.

EXAMPLE 51

1-(3-Acetylthio-2-aminomethylpropanoyl)-L-proline

1-[3-(acetylthio)-2-tert-butyloxycarbonylaminoethylpropanoyl]-L-proline tert-butyl ester (1.5 g) is dissolved in a mixture of anisole (6 ml) and trifluoroacetic acid (12 ml) and the solution is stored at room temperature for one hour. The solvent is removed in vacuo, the residue is distributed between water and ether. The aqueous phase is washed twice with ether and freeze-dried to yield 1-(3-acetylthio-2-aminomethylpropanoyl)-L-proline.

EXAMPLE 52

1-(2-Aminomethyl-3-mercaptopropanoyl)-L-proline

By substituting 1-(3-acetylthio-2-aminomethylpropanoyl)-L-proline for the 1-(2-acetylthiomethyl-5-aminopentanoyl)-L-proline trifluoroacetate in the procedure of Example 15, 1-(2-aminomethyl-3-mercaptopropanoyl)-L-proline is obtained.

EXAMPLE 53

1-(5-Guanidino-2-mercaptomethylpentanoyl)pipecolic acid

By substituting 1-(5-amino-2-mercaptomethylpentanoyl)-pipecolic acid for the 1-(5-amino-2-mercaptomethylpentanoyl)-L-proline in the procedure of Example 22, 1-(5-guanidino-2-mercaptomethylpentanoyl)-pipecolic acid is obtained.

EXAMPLE 54

1-(5-Guanidino-2-mercaptomethylpentanoyl)-4-hydroxy-L-proline

By substituting 1-(5-amino-2-mercaptomethylpentanoyl)-4-hydroxy-L-proline for the 1-(5-amino-2-mercaptomethylpentanoyl)-L-proline in the procedure of Example 22, 1-(5-guanidino-2-mercaptomethylpentanoyl)-4-hydroxy-L-proline is obtained.

EXAMPLE 55

1,1'-Dithiobis-(2-D-amino-3-propanoyl)-bis-L-proline

An alcoholic solution of iodine is added dropwise to a solution of D-cysteine-L-proline (1 g.) in water (10 ml.) while keeping the pH between 5 and 7 by careful addition of N sodium hydroxide. When a persistent yellow color is obtained, the solution is applied to a column of Dowex 50 ion exchange resin in the hydrogen cycle and washed with water. The 1,1'-dithiobis-(2-D-amino-3-propanoyl)-bis-L-proline is eluted with a pyridine-buffer at pH 6.5.

EXAMPLE 56

1-[2-Mercaptomethyl-5-(p-methoxybenzyloxycarbonylamino)pentanoyl]-L-proline

By substituting 1-[2-acetylthiomethyl-5-(p-methoxybenzyloxycarbonylamino)pentanoyl]-L-proline for the N,S-diacetyl-DL-cysteinyl-L-proline in the procedure of Example 5, 1-[2-mercaptomethyl-5-(p-methoxybenzyloxycarbonylamino)pentanoyl]-L-proline is obtained.

EXAMPLE 57

1,1'-Dithiobis-[2-(p-methoxybenzyloxycarbonylamino)propyl]-3-propanoyl]-bis-L-proline

By substituting 1-[2-mercaptomethyl-5-(p-methoxybenzyloxycarbonylamino)pentanoyl]-L-proline for the D-cysteinyl-L-proline in the procedure of Example 55, 1,1'-dithiobis-[2-(p-methoxybenzyloxycarbonylamino)propyl]-3-propanoyl]-bis-L-proline is obtained.

EXAMPLE 58

1,1'-Dithiobis-[2-aminopropyl-3-propanoyl]-bis-L-proline

By substituting 1,1'-dithiobis-[2-(p-methoxybenzyloxycarbonylamino)propyl]-3-propanoyl]-bis-L-proline for the N^α-[2-acetylthiomethyl-5-(p-methoxybenzyloxycarbonylamino)pentanoyl]-L-arginine in the procedure of Example 30, 1,1'-dithiobis-[2-aminopropyl-3-propanoyl]-bis-L-proline is obtained.

EXAMPLE 59

1,1'-Dithiobis-(2-aminopropyl-3-propanoyl)-bis-L-leucine

By substituting N-(5-amino-2-mercaptomethylpentanoyl)-L-leucine for the D-cysteine-L-proline in the

procedure of Example 55, 1,1'-dithiobis-(2-aminopropyl-3-propanoyl)-bis-L-leucine is obtained.

EXAMPLE 60

L-Cysteinyl-L-proline, acetate salt

By substituting N-tert-butyloxycarbonyl-S-p-methoxybenzyl-L-cysteine for the N-tert-butyloxycarbonyl-S-p-methoxybenzyl-D-cysteine in the procedure of Example 1 and submitting the product to the procedure of Example 2, N-tert-butyloxycarbonyl-S-p-methoxybenzyl-L-cysteinyl-L-proline tert-butyl ester and L-cysteinyl-L-proline acetate are obtained, $R_f=0.38$ (silica gel, chloroform:methanol:acetic acid:water).

EXAMPLE 61

2-Acetylthiomethyl-5-aminopentanoic acid

2-Acetylthiomethyl-5-(p-methoxybenzyloxycarbonyl)aminopentanoic acid dicyclohexylamine salt (15.1 g., 27.42 mmoles) is added to excess 10% aqueous potassium bisulfate, and the resulting free acid is extracted into ether. The ether extracts are dried and concentrated in vacuo to 9.65 g. of oil.

To a stirred mixture of the above oil and 20 ml. of anisole (~250 mmoles) is added dropwise over fifteen minutes at 0°-5°, 125 ml. of trifluoroacetic acid. After the addition has been completed, the solution is left at 0°-5° for one hour. The trifluoroacetic acid is removed in vacuo, the residue is taken up in water, and this is thoroughly extracted with ether. The aqueous layer is then lyophilized to a pale yellow oil. The oil is taken up in water, applied to a column of 800 ml. of cation exchange resin (Dowex 50), and eluted with water until the eluate is neutral. Elution with 2 M pyridine-acetic acid, pH 6.5 buffer (200 ml. fractions) affords 3.7 g. (66%) of 2-acetylthiomethyl-5-aminopentanoic acid after lyophilization. $R_f=0.30$ [n-Butanol, acetic acid, water (3:1:1)].

EXAMPLE 62

1-[2-Acetylthiomethyl-5-(trifluoroacetyl-amino)pentanoyl]-L-proline

A mixture of 2-acetylthiomethyl-5-aminopentanoic acid (2.05 g.) and p-nitrophenyltrifluoroacetate (5.6 g.) in pyridine (10 ml.) is stirred at room temperature for four hours, and then added dropwise to a vigorously stirred solution of L-proline (1.55 g.) in water (10 ml.) while keeping the pH at 9 with careful addition of 2 N sodium hydroxide. When the consumption of sodium hydroxide stops, the reaction mixture is acidified with hydrochloric acid and extracted with ethyl acetate. The solvent is removed in vacuo and the residue is chromatographed on a silica gel column to yield 1-[2-acetylthiomethyl-5-(trifluoroacetyl-amino)pentanoyl]-L-proline.

EXAMPLE 63

1-(5-Amino-2-mercaptopentyl)-L-proline

1-[2-Acetylthiomethyl-5-(trifluoroacetyl-amino)pentanoyl]-L-proline (1 g.) is dissolved in concentrated ammonia (20 ml.) under a blanket of argon and the solution is kept at room temperature for one hour. The excess ammonia is removed in vacuo and the residue is applied to a column of Dowex 50 in the hydrogen cycle. The column is washed with water and the 1-(5-amino-2-mercaptopentyl)-L-proline is eluted with a 2

M buffer of pyridine-acetic acid at pH 6.5. $R_f=0.5$ [CHCl_3 , MeOH, 38% AcOH (3:2:1)].

EXAMPLE 64

5-[(Aminoiminomethyl)amino]-2-(mercaptomethyl)pentanoic acid

To a mixture of 3.7 g. (18.0 mmoles) of 2-acetylthiomethyl-5-aminopentanoic acid and 6.72 ml. (48 mmoles) of triethylamine in 40 ml. of dry N,N-dimethylformamide are added 4.84 g. (24 mmoles) of guanyl-3,5-dimethylpyrazole nitrate, and the resulting mixture is stirred at room temperature for three days. The clear yellow solution is taken to dryness in vacuo, the residue taken up in 10 ml. of water and 10 ml. of concentrated ammonium hydroxide, and the mixture stirred under nitrogen for one hour at 0°-5°. The solution is diluted with water and lyophilized to a yellow oil containing some solid.

The above material is taken up in a small amount of pH 3.5 buffer, applied to a Dowex 50 column (200 ml.) cation exchange resin, and eluted as follows:

Fractions	Size	Solvent
1-50	300 drops	pH 3.5 buffer (0.1 M pyridine-acetic acid)
51-150	300 drops	pH 3.5-pH 5.0 gradient (2M pyridine-acetic acid)

Sakaguchi and nitroprusside positive fractions (111-118) are lyophilized to yield 5-[(aminoiminomethyl)amino]-2-(mercaptomethyl)pentanoic acid (0.79 g.). Crystallization from water gives an analytical sample, m.p. 265°-268°.

EXAMPLE 65

1-[5-(Aminoiminomethyl)amino]-2-(mercaptomethyl)pentanoyl-L-proline

Dimethylformamide (2.06 g.) is added to a solution of 5-[(aminoiminomethyl)amino]-2-(mercaptomethyl)pentanoic acid (2.05 g.) and proline tert-butyl ester (1.54 g.) in (20 ml.) dicyclohexylcarbodiimide. The mixture is stirred at room temperature for 24 hours, the solvent is removed in vacuo and the residue is dissolved in a mixture of trifluoroacetic acid (30 ml.) and anisole (12 ml.). The solution is stored at room temperature for one hour and then concentrated to dryness in vacuo. The residue is applied to a column of Dowex 50 equilibrated with 0.1 M pyridine-acetic acid buffer, pH 3.5, and 1-[5-(aminoiminomethyl)amino]-2-(mercaptomethyl)pentanoyl-L-proline is eluted with a linear gradient of the same buffer from pH 3.5 to pH 5.0 (2 M).

EXAMPLE 66

5-Amino-2-mercaptopentanoic acid

2-Acetylthiomethyl-5-aminopentanoic acid (1 g.) is dissolved in a mixture of water (12 ml.) and concentrated ammonia (12 ml.) under a blanket of argon. The solution is stored for twenty minutes at room temperature and concentrated to dryness in vacuo. The residue is applied to a column of Dowex 50 in the hydrogen cycle, the column is washed with water and 5-amino-2-mercaptopentanoic acid is eluted with 2 M pyridine-acetate buffer pH 6.5.

EXAMPLE 67

1-(5-Amino-2-mercaptomethylpentanoyl)-L-proline

A mixture of 5-amino-2-mercaptomethylpentanoic acid (1.63 g.), ethylthiotrifluoroacetate (5 g.) and N sodium hydroxide (10 ml.) is stirred at room temperature for 16 hours. The mixture is acidified and extracted with ethyl acetate. The solvent is removed in vacuo and the residual 5-trifluoroacetylthiomethylpentanoic acid is coupled with proline tert-butyl ester by the procedure of Example 1. The resulting 1-(5-trifluoroacetylthiomethylpentanoyl)-L-proline tert-butyl ester is subjected to the procedures of Example 14 and 63 to yield 1-(5-trifluoroacetylthiomethylpentanoyl)-L-proline and 1-(5-amino-2-mercaptomethylpentanoyl)-L-proline.

EXAMPLE 68

2-Acetylthio-5-benzyloxycarbonylamino-pentanoic acid

Thiolacetic acid (1 g.) is added to a solution of 5-benzyloxycarbonylamino-2-bromopentanoic acid [Chem. Pharm. Bull., 24, 326 (1976)] (3.3 g.) in a mixture of water (30 ml.) and potassium carbonate (1.38 g.). The mixture is stirred at room temperature overnight, acidified and extracted with ethyl acetate to yield 2-acetylthio-5-benzyloxycarbonylamino-pentanoic acid.

EXAMPLE 69

2-Acetylthio-5-aminopentanoic acid

A solution of 2-acetylthio-5-benzyloxycarbonylamino-pentanoic acid (1.6 g.) in 2 N hydrobromic acid in acetic acid (10 ml.) is kept at room temperature for thirty minutes. Ether is added to maximum precipitation and the supernatant is decanted. The residue is dissolved in water and applied to a column of Dowex 50 in the hydrogen cycle. The column is washed with water, and 2-acetylthio-5-aminopentanoic acid is eluted with M pyridine-acetic acid buffer pH 6.5.

EXAMPLE 70

5-Amino-2-mercaptopentanoic acid

By substituting 2-acetylthio-5-aminopentanoic acid for the 1-(2-acetylthiomethyl-5-aminopentanoyl)-L-proline in the procedure of Example 15, 5-amino-2-mercaptopentanoic acid is obtained.

EXAMPLE 71

5-[(Aminoiminomethyl)amino]-2-mercaptopentanoic acid

By substituting 2-acetylthio-5-aminopentanoic acid for the 2-acetylthiomethyl-5-aminopentanoic acid in the procedure of Example 64, 5-[(aminoiminomethyl)amino]-2-mercaptopentanoic acid is obtained.

EXAMPLE 72

2-Acetylthio-6-benzyloxycarbonylamino-hexanoic acid

By substituting 6-benzyloxycarbonylamino-2-bromohexanoic acid [prepared from DL-N^ε-benzyloxycarbonyl-lysine by the procedure described in Chem. Pharm. Bull., 24, 326 (1976)] for the 5-benzyloxycarbonylamino-2-bromopentanoic acid in the procedure of Example 68, 2-acetylthio-6-benzyloxycarbonylamino-hexanoic acid is obtained.

EXAMPLE 73

6-Amino-2-mercaptohexanoic acid

By substituting 2-acetylthio-6-benzyloxycarbonylamino-hexanoic acid for the 2-acetylthio-5-benzyloxycarbonylamino-pentanoic acid in the procedure of Example 69, and then subjecting the product to the procedure of Example 70, 2-acetylthio-6-amino-hexanoic acid and 6-amino-2-mercaptohexanoic acid are obtained.

EXAMPLE 74

D-Cysteinyl-L-proline

(a) D-Cysteinyl-L-proline acetate is dissolved in water, and two equivalents per mole of aqueous ammonia are added. The solution is freeze-dried several times until the product is free of ammonium acetate.

(b) A solution of D-cysteinyl-L-proline acetate is applied to a column of Dowex-1 ion exchange resin in the hydroxyl form, and D-cysteinyl-L-proline is eluted with water.

EXAMPLE 75

1000 tablets each containing 100 mg. of D-cysteinyl-L-proline acetate are produced from the following ingredients:

D-cysteinyl-L-proline acetate: 100 g.

Corn starch: 50 g.

Gelatin: 7.5 g.

Avicel (microcrystalline cellulose): 25 g.

Magnesium stearate: 2.5 g.

The D-cysteinyl-L-proline acetate and corn starch are admixed with an aqueous solution of the gelatin. The mixture is dried and ground to a fine powder. The Avicel and then the magnesium stearate are admixed with the granulation. This is then compressed in a tablet press to form 1000 tablets each containing 100 mg. of active ingredient.

EXAMPLE 76

1000 tablets each containing 200 mg. of N,S-diacetyl-DL-cysteine-L-proline are produced from the following ingredients:

N,S-Diacetyl-DL-cysteinyl-L-proline: 200 g.

Lactose: 100 g.

Avicel: 150 g.

Corn starch: 50 g.

Magnesium stearate: 5 g.

The N,S-diacetyl-DL-cysteinyl-L-proline, lactose and Avicel are admixed, then blended with the corn starch. Magnesium stearate is added. The dry mixture is compressed in a tablet press to form 1000 505 mg. tablets each tablet containing 200 mg. of active ingredient. The tablets are coated with a solution of Methocel E 15 (methyl cellulose) including as a color a lake containing yellow #6.

EXAMPLE 77

An injectable solution is produced as follows:

D-Cysteinyl-L-proline: 500 g.

Methyl paraben: 5 g.

Propyl paraben: 1 g.

Sodium chloride: 25 g.

Water for injection qs.: 5 l.

The active substance, preservatives and sodium chloride are dissolved in 3 liters of water for injection and then the column is brought up to 5 liters. The solution is

filtered through a sterile filter and aseptically filled into presterilized vials which are then closed with presterilized rubber closures. Each vial contains 5 ml. of solution in a concentration of 100 mg. of active ingredient per ml. of solution for injection.

EXAMPLE 78

By substituting N-acetyl-DL-cysteinyl-L-proline for the D-cysteinyl-L-proline acetate in the procedure of Example 75, 1000 tablets each containing 100 mg. of N-acetyl-DL-cysteinyl-L-proline are obtained.

EXAMPLE 79

By substituting 1-(5-amino-2-mercaptomethylpentanoyl)-L-proline for the N,S-diacetyl-DL-cysteinyl-L-proline in the procedure of Example 76, 1000 tablets each containing 200 mg. of 1-(5-amino-2-mercaptomethylpentanoyl)-L-proline are obtained.

EXAMPLE 80

By substituting 1-(5-amino-2-mercaptomethylpentanoyl)pipecolic acid for the D-cysteinyl-L-proline acetate in the procedure of Example 75, 1000 tablets each containing 100 mg. of 1-(5-amino-2-mercaptomethylpentanoyl)pipecolic acid are obtained.

EXAMPLE 81

By substituting DL-5-[(aminoiminomethyl)amino]-2-(mercaptomethyl)pentanoic acid for the cysteinyl-L-proline acetate in the procedure of Example 75, 1000 tablets each containing 100 mg. of DL-5-[(aminoiminomethyl)amino]-2-(mercaptomethyl)pentanoic acid are obtained.

EXAMPLE 82

By substituting DL-[5-(aminoiminomethyl)amino]-2-(mercaptomethyl)pentanoyl-L-proline for the D-cysteinyl-L-proline in the procedure of Example 77, injectable solutions of the former are similarly obtained.

EXAMPLE 83

By substituting N-(5-amino-2-mercaptomethylpentanoyl)-L-tryptophane for the D-cysteinyl-L-proline acetate in the procedure of Example 75, tablets of the former are similarly obtained.

Each of the additional products of the examples can be similarly formulated by substituting it for the active ingredient in Examples 75, 76 or 77.

EXAMPLE 84

Although conversion of angiotensin I to angiotensin II by angiotensin-converting enzyme is probably the reaction of most importance in the pathology of hypertension, the activity of the isolated enzyme is more conveniently and accurately assayed by measuring its rate of cleavage of a simpler peptide substrate, hippuryl-L-histidyl-L-leucine. For determination of I_{50} values (concentrations of compounds expressed in micrograms/ml producing a 50% inhibition of angiotensin-converting enzyme) various concentrations of each compound are added to 13 × 100 mm. tubes along with the following components at the indicated final concentrations in a final volume of 0.25 ml: 100 mM potassium phosphate buffer, pH 8.3; 300 mM sodium chloride; 5 mM hippuryl-L-histidyl-L-leucine; and 5 milliunits of angiotensin-converting enzyme of rabbit lung. Controls containing no inhibitor (100% activity), and those acidified before addition of the enzyme (0% activity) are

similarly prepared. All of the enzymatic reactions are initiated by addition of the enzyme component; tubes are incubated for 30 minutes at 37° C.; and reactions are terminated by addition of 0.25 ml. of 1 N HCl. The hippuric acid formed by action of angiotensin-converting enzyme on hippuryl-L-histidyl-L-leucine is extracted into ethyl acetate, evaporated to dryness, redissolved in water and quantitated from its absorbance at 228 nm. The percent inhibition by each concentration of compound is calculated by comparison with the 0% and 100% activity controls. The concentrations of representative compounds of the present invention which inhibit activity of angiotensin-converting enzyme by 50% are shown in the following table:

Compound	I_{50} (μ g/ml)
D-Cysteinyl-L-proline	0.13
N,S-Diacetyl-DL-cysteinyl-L-proline	22
N-Acetyl-DL-cysteinyl-L-proline	0.30
DL-(5-Amino-2-mercaptomethylpentanoyl)-L-proline	0.018
L-Cysteinyl-L-proline	8.0

EXAMPLE 85

The procedure for evaluating the inhibition of angiotensin I converting enzyme in excised guinea pig ileum is carried out as follows: varying concentrations of the compound are added to an excised guinea pig ileum bath in Krebs solution at 37°, aerated with a mixture of 95% O₂-5% CO₂. After two minutes, angiotensin I (25 mg/ml) is added and the isotonic contractions are measured. The concentration of representative compounds of the present invention (in micrograms/ml) which inhibit the contractile activity of angiotensin I by 50% (IC_{50}) are shown in the following table:

Compound	IC_{50} (μ g/ml)
D-Cysteinyl-L-proline	0.050
N,S-Diacetyl-DL-cysteinyl-L-proline	23.0
N-Acetyl-DL-cysteinyl-L-proline	0.6
DL-(5-Amino-2-mercaptomethylpentanoyl)-L-proline	0.47
L-Cysteinyl-L-proline	23.0

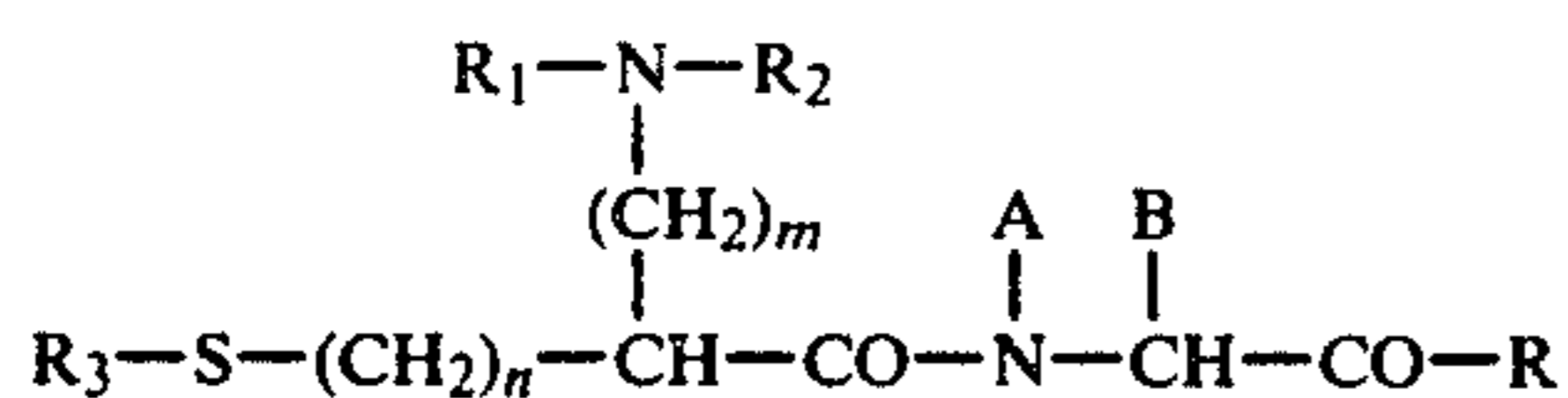
EXAMPLE 86

A representative compound of the present invention administered orally at doses of 10 and 100 mg/kg to unanesthetized male rats of the Sprague-Dawley strain weighing about 200 g., followed by an injection of 0.31 μ g/kg of angiotensin I, indicates the following degree of inhibition obtained.

Compound	Dose mg/kg	No. of animals	% maximum inhibition of angiotensin I pressor response
D-cysteinyl-L-proline	10	2	62%
	100	2	95%

What is claimed is:

1. A method for alleviating hypertension in hypertensive mammals which comprises administering an effective dose of a compound having the formula



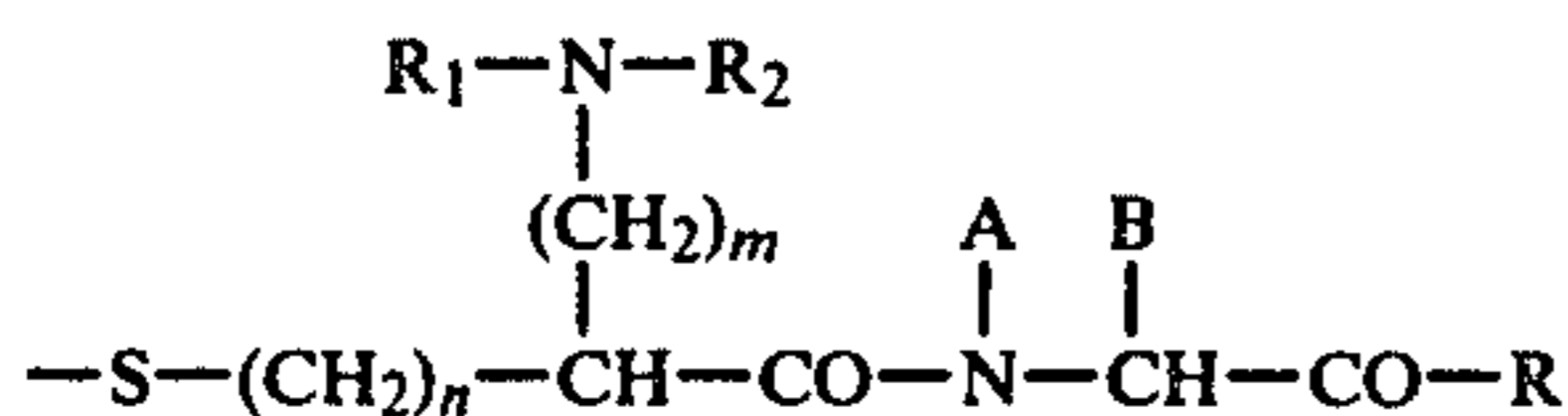
or salt thereof,
wherein

R is hydroxy or lower alkoxy

R₁ is hydrogen, lower alkanoyl or amino(imino)-methyl;

R₂ is hydrogen, lower alkyl or phenyl-lower alkyl-ene;

R₃ is hydrogen, lower alkanoyl, benzoyl or



A is hydrogen, lower alkyl or hydroxy-lower alkyl-ene;

B is hydrogen, lower alkyl, phenyl, phenyl-lower alkyl-ene, hydroxy-lower alkyl-ene, hydroxyphenyl-lower alkyl-ene, amino-lower alkyl-ene, guanidino-lower alkyl-ene, imidazolyl-lower alkyl-ene, indolyl-lower alkyl-ene, mercapto-lower alkyl-ene, lower alkylthio-lower alkyl-ene, carbamoyl-lower alkyl-ene or carboxy lower alkyl-ene; or A and B together form a (CH₂)_p bridge which completes an unsubstituted ring of 5 or 6 atoms with the nitrogen and carbon to which they are joined or said ring substituted with a hydroxy group;

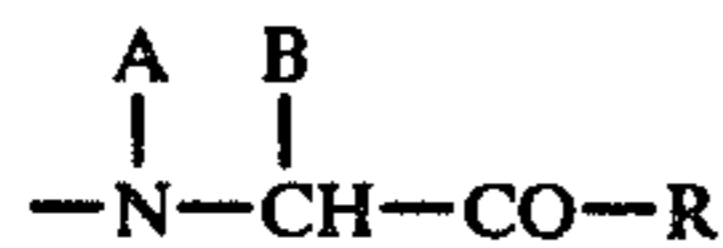
m is 1, 2, 3 or 4;

n is 0 or 1; and

p is 3 or 4.

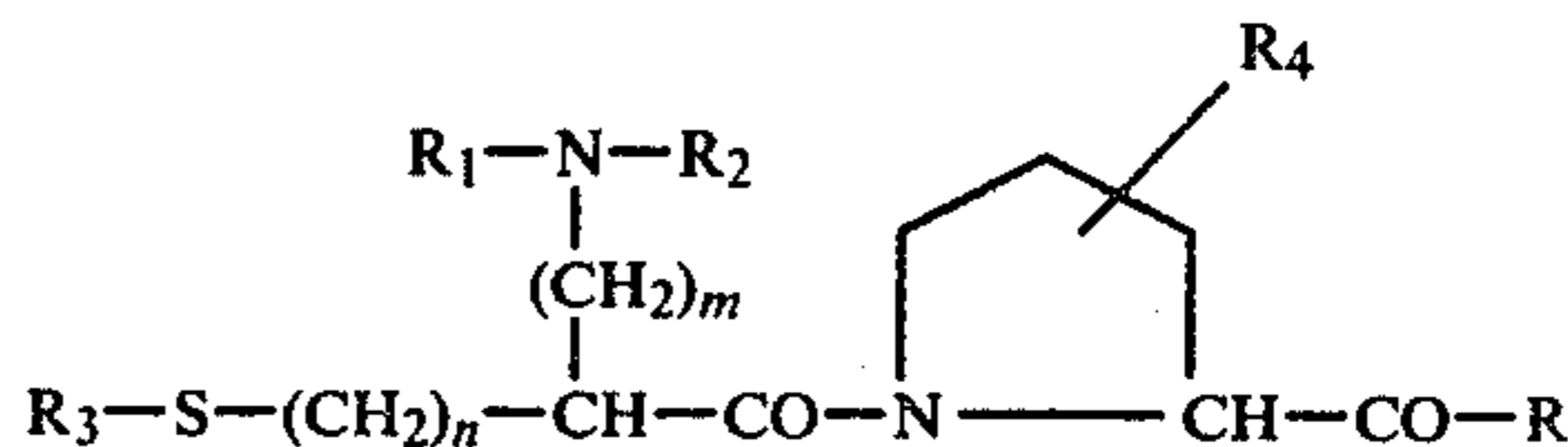
2. A method as in claim 1 wherein the compound has the L-configuration with respect to the carbon bearing B.

3. A method as in claim 1 wherein



in the formula is the radical of glycine, alanine, leucine, threonine, phenylalanine, lysine, arginine, glutamine, histidine, methionine, serine, cysteine, tyrosine, valine, asparagine, glutamic acid, proline, hydroxyproline, phenylglycine, tryptophane or N-methylphenylalanine.

4. A method for alleviating hypertension in hypertensive mammals which comprises administering an effective dose of a compound having the formula

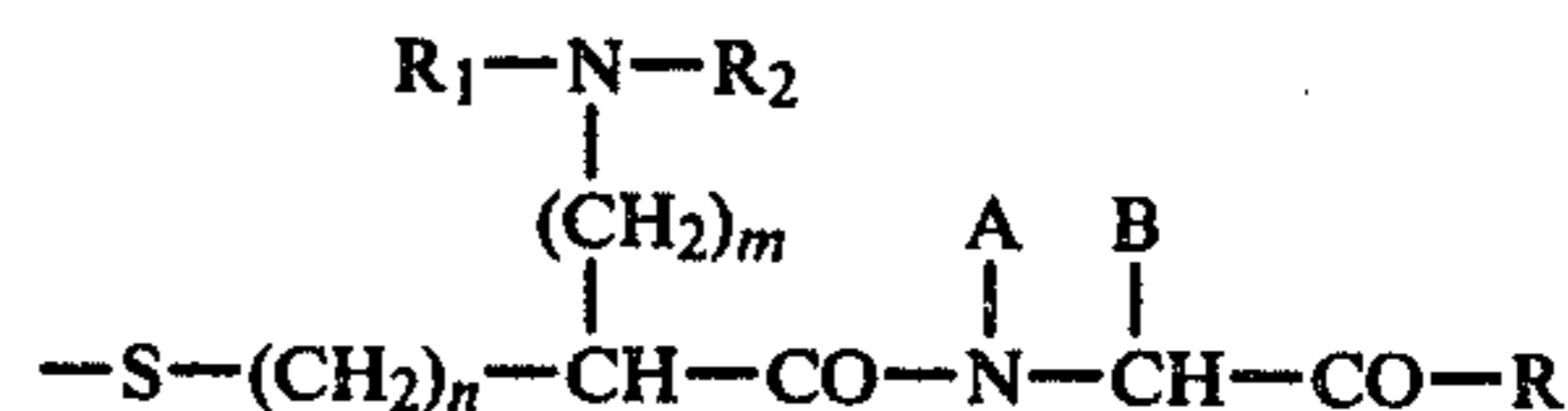


or salt thereof, wherein R, R₁, R₂, R₃, m and n have the same meaning as in claim 1 and R₄ is hydrogen or hydroxy.

5. A method as in claim 1 wherein the compound in the formula has A and B together as -(CH₂)₄- completing a six-membered ring.

6. A method as in claim 1 wherein the compound in the formula has R as hydroxy; R₁ as hydrogen, lower alkanoyl, or amino(imino)methyl; R₂ as hydrogen, lower alkyl or phenyl-lower alkyl-ene; R₃ as hydrogen, lower alkanoyl or benzoyl; A as hydrogen; B as lower alkyl, guanidino-lower alkyl-ene, amino-lower alkyl-ene or phenyl-lower alkyl-ene; m as 3 or 4 and n as 0 or 1.

7. A method as in claim 1 wherein the compound in the formula has R₃ as



8. A method as in claim 1 wherein the compound in the formula has R as hydroxy.

9. A method as in claim 4 wherein the compound in the formula has R as hydroxy and R₁, R₂, R₃ and R₄ each as hydrogen.

10. A method as in claim 4 wherein the compound in the formula has R as hydroxy, R₁, R₂, R₃ and R₄ each as hydrogen, m as 3 and n as 1.

11. A method as in claim 4 wherein the compound in the formula has R as hydroxy, R₂, R₃ and R₄ each as hydrogen, R₁ as amino(imino)methyl, m as 3 and n as 1.

12. A method as in claim 9 wherein m is 2 and n is 1.

13. A method as in claim 1 wherein the compound in the formula has R as hydroxy, B as isobutyl, A, R₁, R₂ and R₃ each as hydrogen, m as 3 and n as 1.

14. A method as in claim 1 wherein the compound in the formula has A and B forming a (CH₂)_p bridge wherein p is 4, R as hydroxy, R₁, R₂ and R₃ each as hydrogen, m as 3 and n as 1.

* * * * *

55

60

65