

Aug. 27, 1963

E. J. THOMPSON

3,101,843

SPECTACLE SHIPPING CARTON INSERT

Filed Aug. 22, 1960

FIG. 1

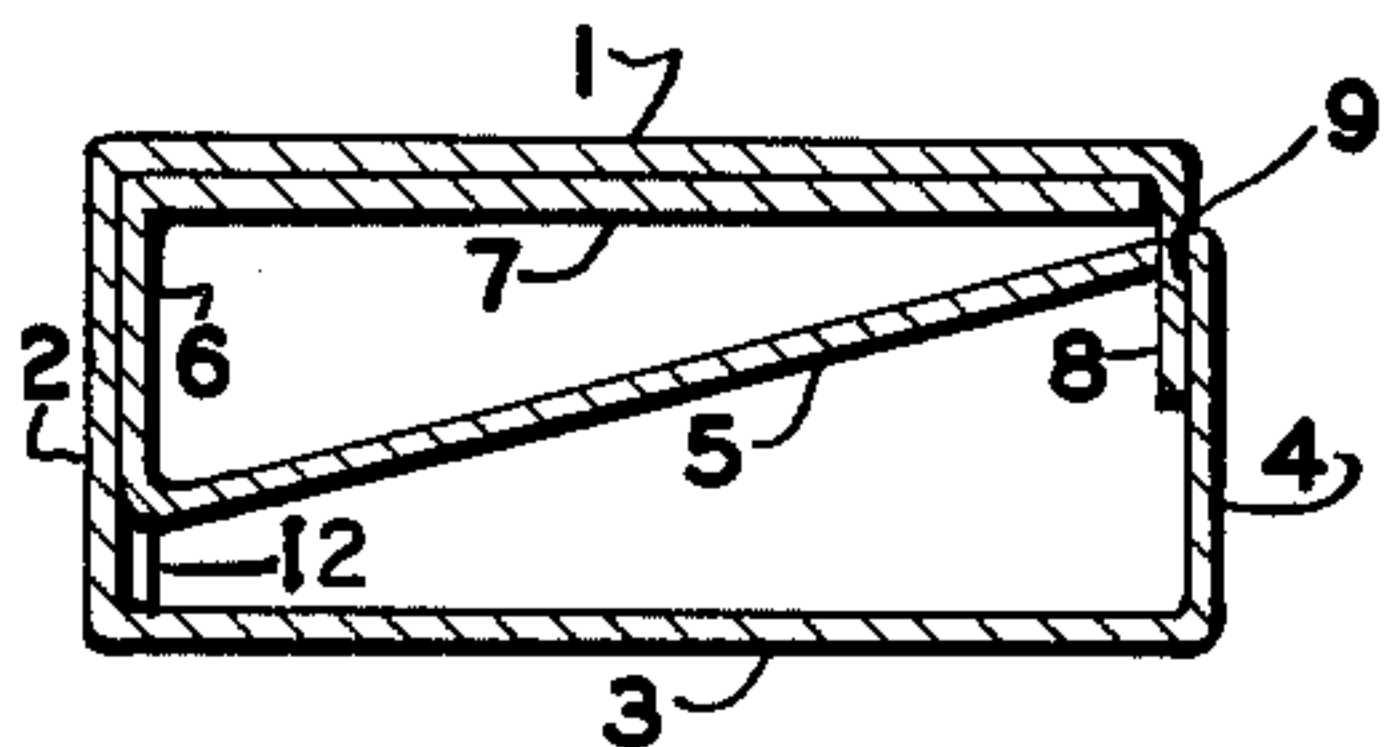
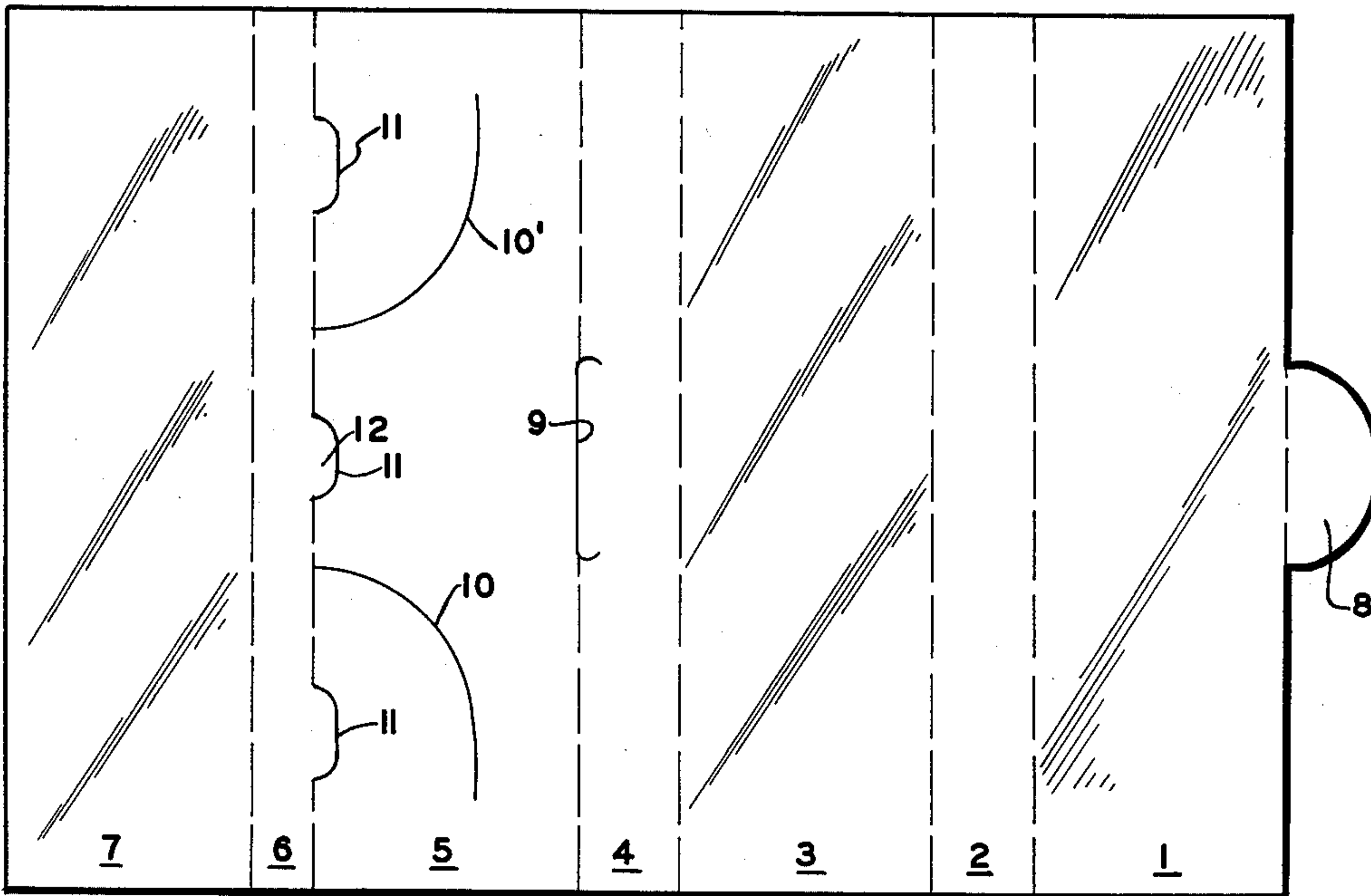


FIG. 2

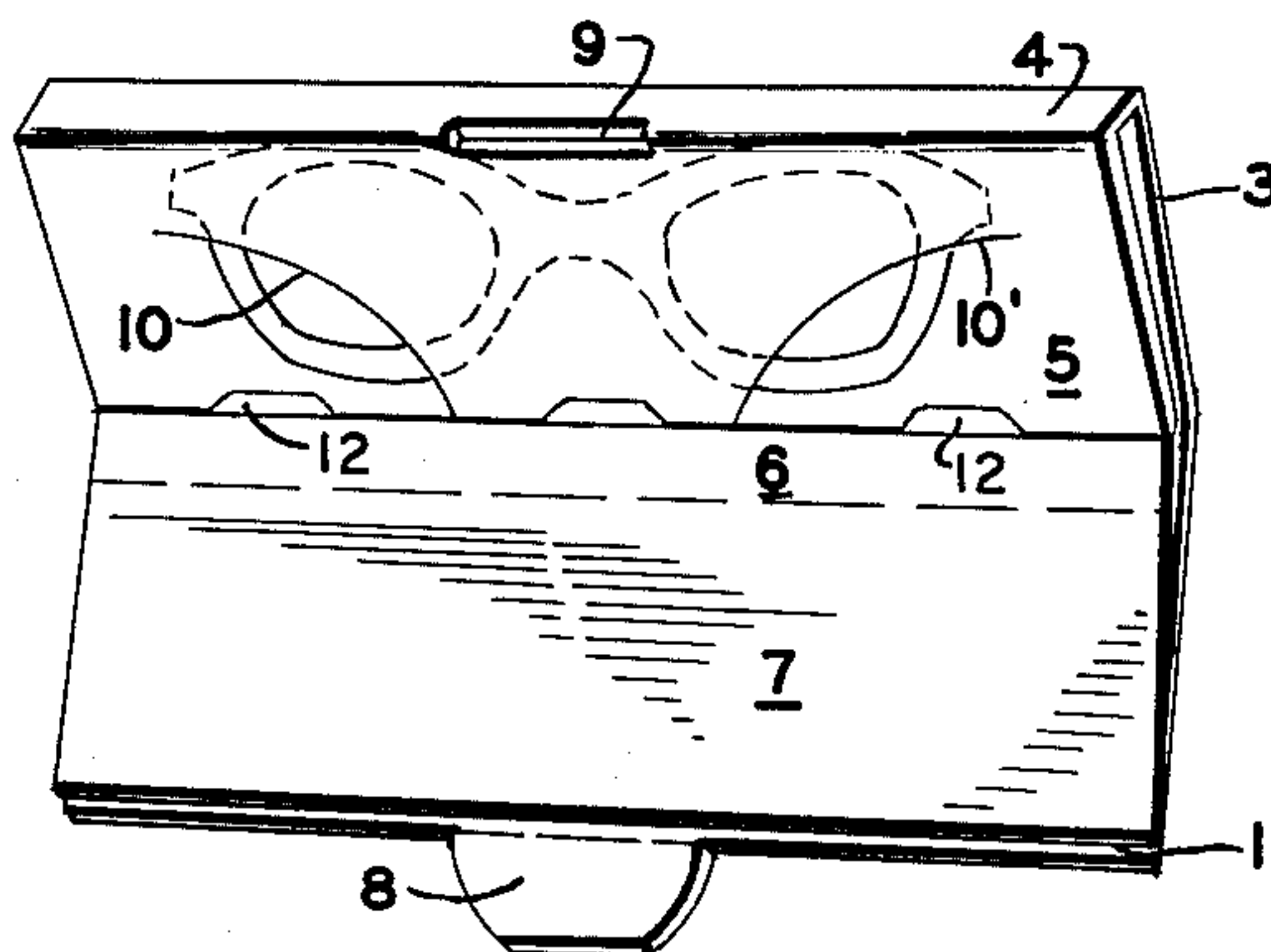


FIG. 3

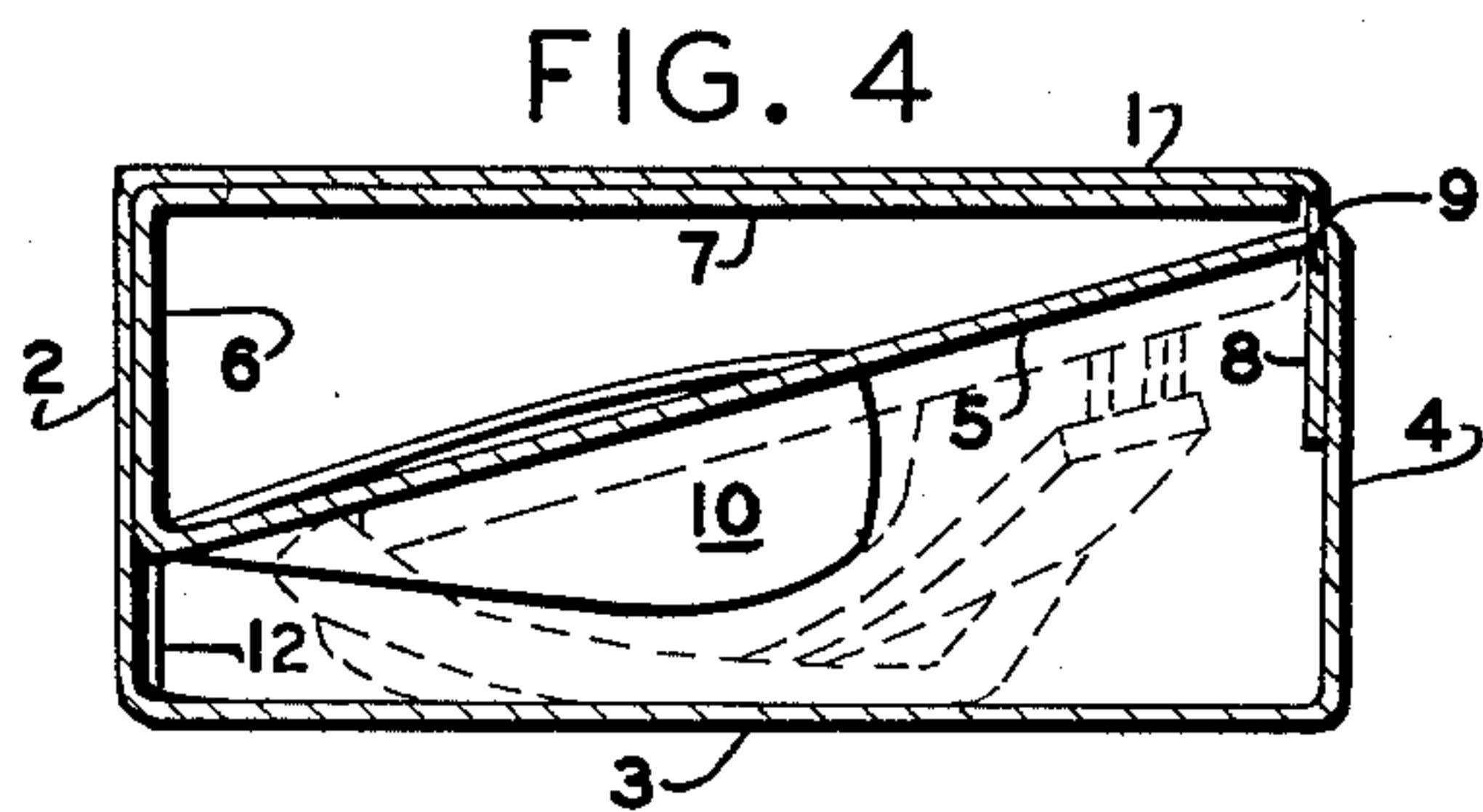


FIG. 4

INVENTOR.
EDWARD J. THOMPSON

BY *Frank C. Parker*
D. E. Dougherty
ATTORNEY & AGENT

1

3,101,843

SPECTACLE SHIPPING CARTON INSERT

Edward J. Thompson, Rochester, N.Y., assignor to Bausch & Lomb Incorporated, Rochester, N.Y., a corporation of New York

Filed Aug. 22, 1960, Ser. No. 50,942

2 Claims. (Cl. 206-46)

This invention relates to an improved carton insert, and more specifically, to an improved spectacle shipping carton insert for retaining spectacles or glasses securely suspended therein.

Normally, spectacles are packed for shipment by wrapping them in a suitable material, placing them in a cardboard container and then placing this package in an outer container. Cartons previously used for enclosing spectacles have included multiple pieces of cardboard or single sheets of cardboard without having positioning means therein.

The present invention contemplates an insert which may be readily and economically produced from a single blank. The insert provides means for protecting the spectacles during shipment.

A carton insert according to the invention provides a cushion as well as a support for the spectacles. Spectacles placed in the insert are rigidly held in position during shipment and are protected by a double layer of material adjacent to the lens.

The foregoing and such other objects of the invention as will appear hereinafter will be more readily understood from a detailed description in which:

FIG. 1 is a plan view of the blank forming the spectacle carton insert of this invention;

FIG. 2 is a cross-sectional view of a carton insert formed from the blank shown in FIG. 1;

FIG. 3 is a perspective view of the carton insert in a partially open position with spectacles placed therein; and

FIG. 4 is a cross-sectional view of the carton insert showing spectacles placed therein.

Referring now more particularly to FIG. 1, the essential part of a carton insert according to the invention is a blank of substantially rectangular shape. The blank comprises a sheet of any suitable material such as cardboard, heavy paper or the like. The carton insert is formed by folding the blank illustrated in FIG. 1 along parallel folds. Folding the blank along the lines shown in the figure provides an outer front panel 1, an adjacent side wall 2, and a back panel 3. A side panel 4, a center support 5, along with a base 6, and an inner cover 7 are formed by successive folds to complete the general structure.

The center support 5 has a slot 9, which is arranged to receive a tongue 8. The support 5 also has slots 10, 10' and cut-outs 11 which form flanges 12. The flanges 12 project out of the cut-outs 11 when the support 5 and base 6 are folded. The projecting flanges position the center support 5 substantially rigidly in the carton insert. The base 6 in conjunction with flanges 11 positions the center support 5 a suitable distance away from cover reinforcement 7.

The tongue 8, which is on outer front panel 1 is inserted through the slot 9 to hold the insert in a closed position.

A pair of spectacles 12 are inserted into the insert by

2

pressing the outer edges of the spectacle frames into the slots 10 and 10' prior to folding, so that the front of the spectacles are pressed against the center support 5 and the temples rest against the back panel. The carton insert is folded around the spectacles along the parallel folds. The shipping carton insert supports the spectacles and protects them from damage. The insert is generally placed in an outer shipping carton, not shown in the appended figures.

The blank shown in FIG. 1 is folded to form the shipping carton insert shown in FIGS. 2, 3 and 4. The preferred arc shaped slots 10 and 10' may be considered to converge toward the base of the center support 5. On the other hand the arc shaped slots 10, 10' may be defined as a pair of slots 10, 10' extending from the base portion 6 and diverging outwardly relative to each other and terminating at a point intermediate of the center support 5 but relatively close to the outer edges thereof. The slots 10 and 10' hold the spectacles properly positioned in the carton while the flanges 11 properly position the center support panel. The arc-shaped slots 10, 10' facilitate the insertion of the spectacles into the carton insert. The inner front cover 7 provides a double layer which gives additional protection to the spectacles.

The carton insert may be machine or hand formed about the spectacles and the spectacles inserted in the carton insert at any stage of the operation. The insertion of the spectacles does not constitute part of this invention and any means of inserting the spectacles may be used.

It is contemplated that changes and modifications may be made in the present invention without departing from the spirit or scope thereof.

What is claimed is:

1. An insert for a spectacle shipping carton comprising a single blank of sheet material including parallel folds for providing a rectangular box-like structure comprising a top, bottom, opposed sides and an integral spectacle support member, said spectacle support member extending from an edge of one of said sides and comprising a center support, a base portion and projecting flange means, adjacent said base portion, said base portion disposed adjacent one side of the insert, said base cooperating with said flange means spacing said center support between said top and bottom of the insert, and said center support defining two arc shaped slots extending from said base portion and diverging outwardly relative to each other and terminating at a point intermediate of said center support relatively close to the outer edges thereof and adapted to receive the peripheral edge of the spectacle frames.

2. An insert for a spectacle shipping carton in accordance with claim 1 and including a reinforcing inner cover extending from the base portion of said support member and disposed substantially in contact with the outer cover of the carton when the same is closed.

References Cited in the file of this patent

UNITED STATES PATENTS

1,446,581	Pinkerton	Feb. 27, 1923
1,916,995	Siegrist	July 4, 1933
2,309,753	Cowles	Feb. 2, 1943
2,370,967	Junkin	Mar. 6, 1945
3,009,565	Leone	Nov. 21, 1961