

Aug. 8, 1961

N. MIIHLROTH

2,995,377

BRONCHO BUSTER HOBBY HORSE

Filed Jan. 2, 1959

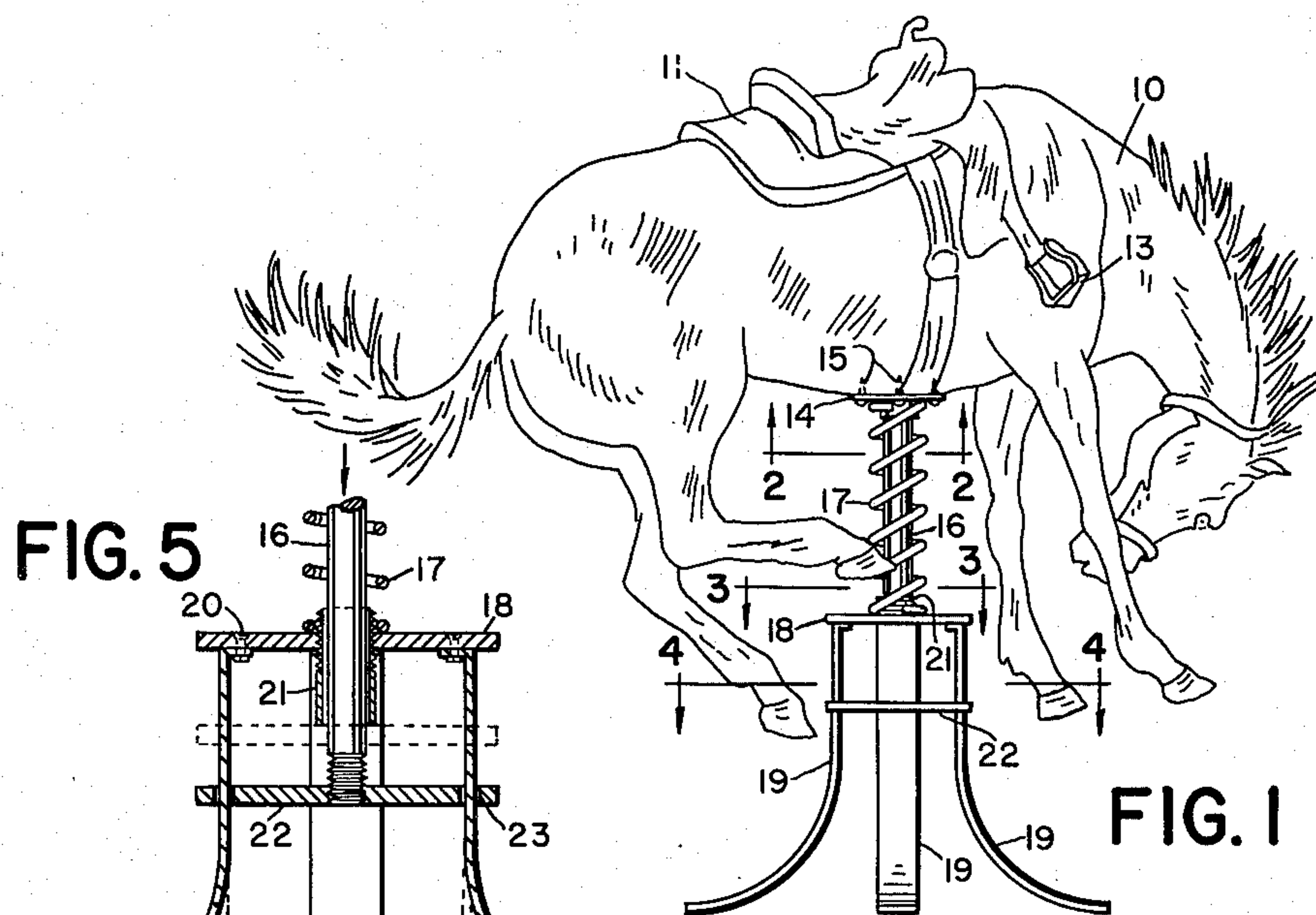


FIG. 5

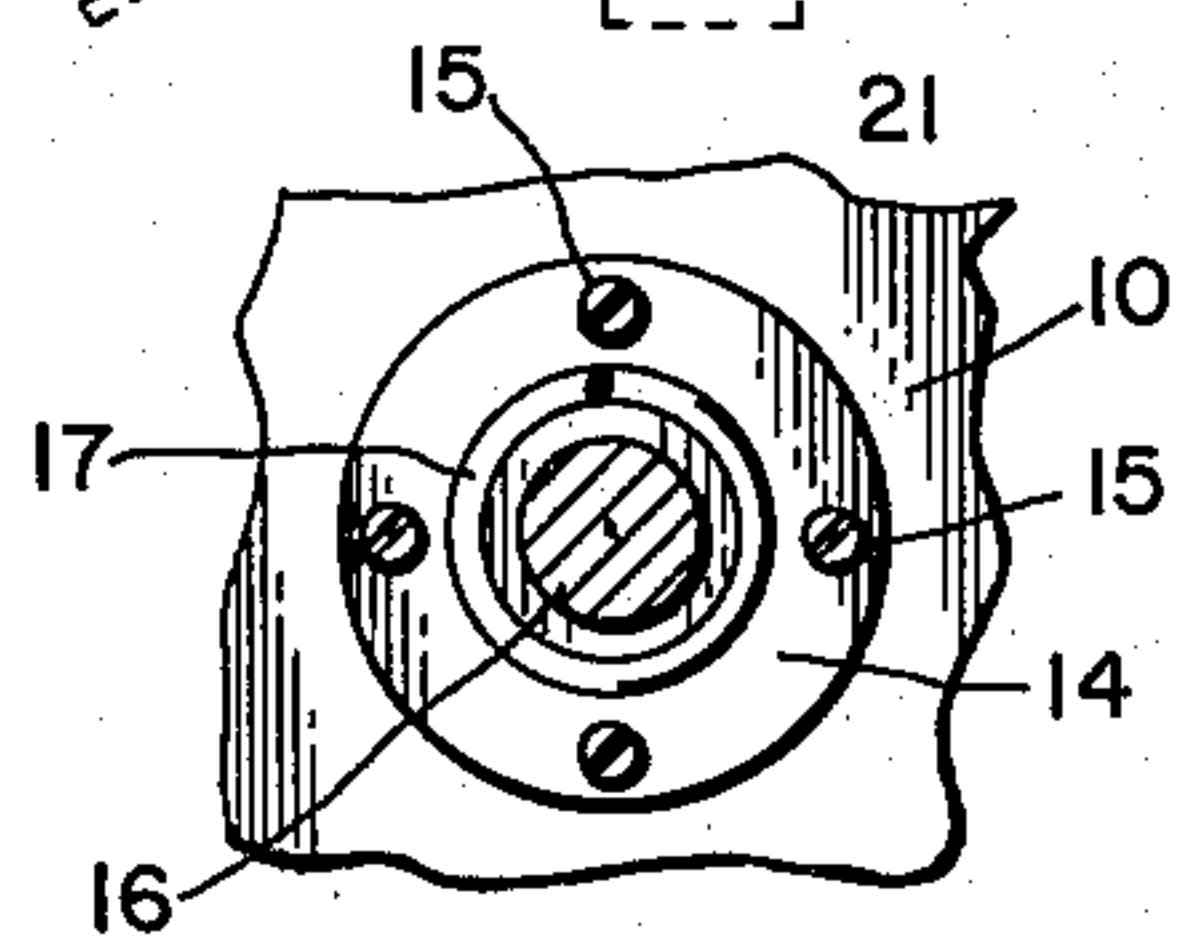
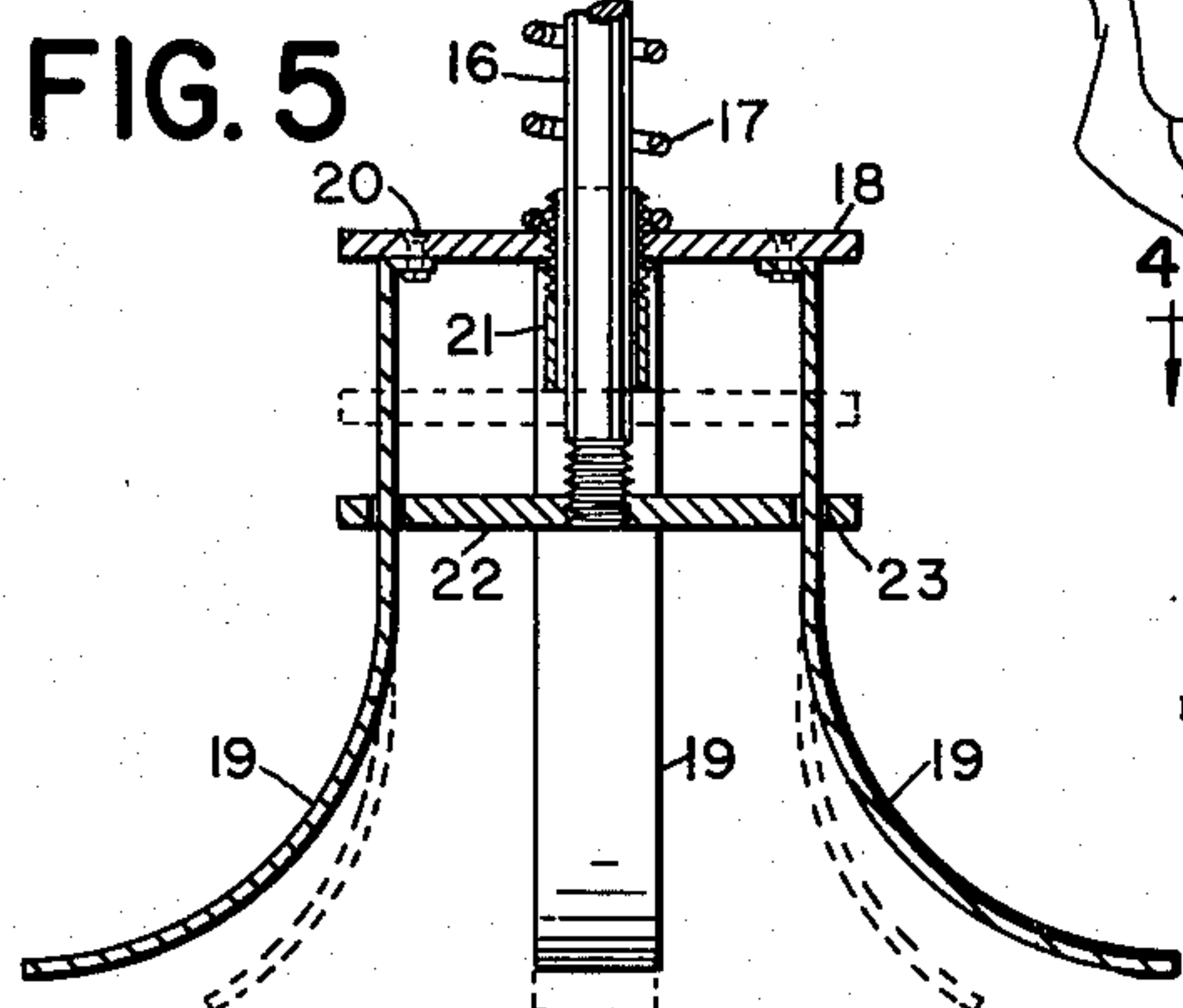


FIG. 2

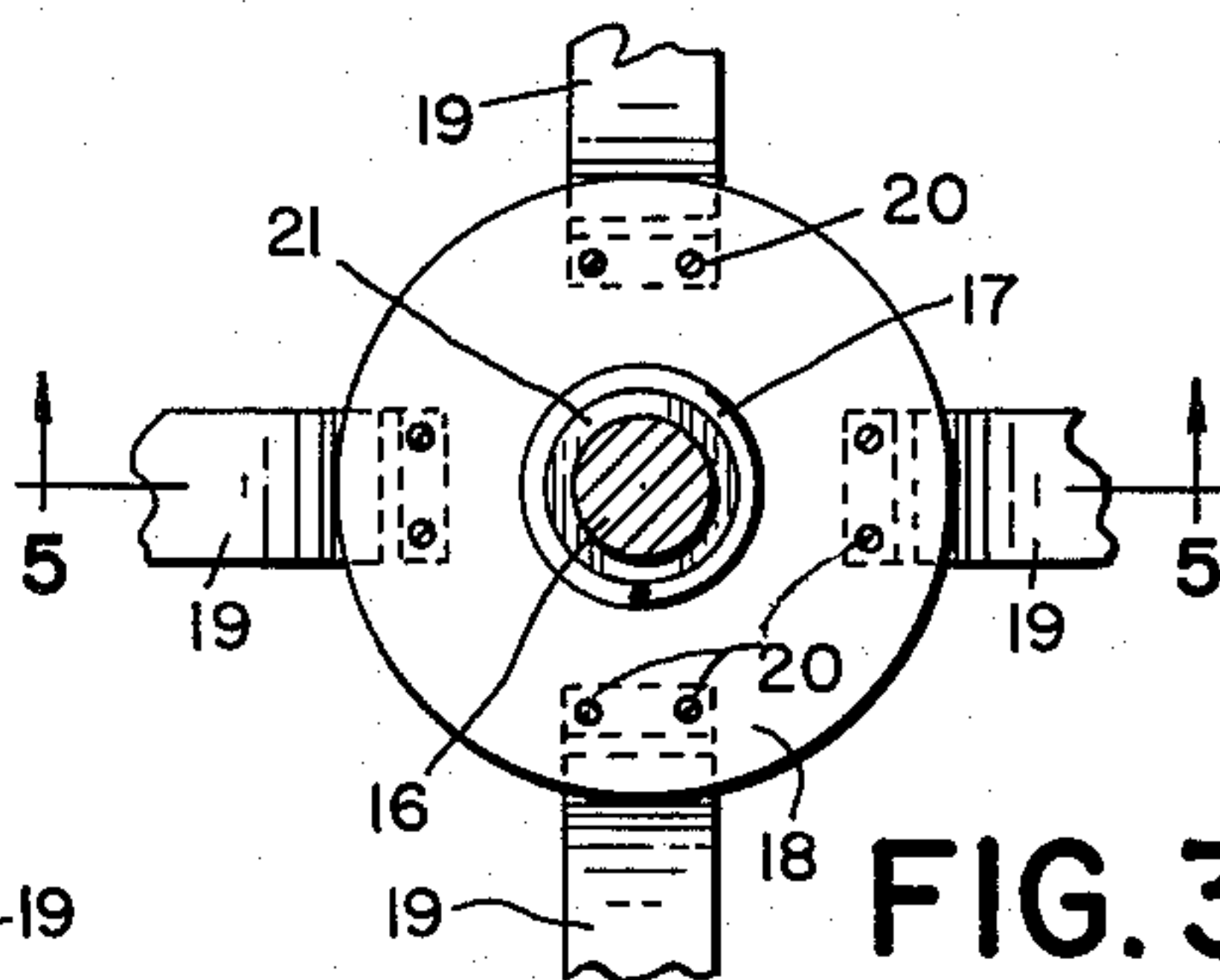


FIG. 3

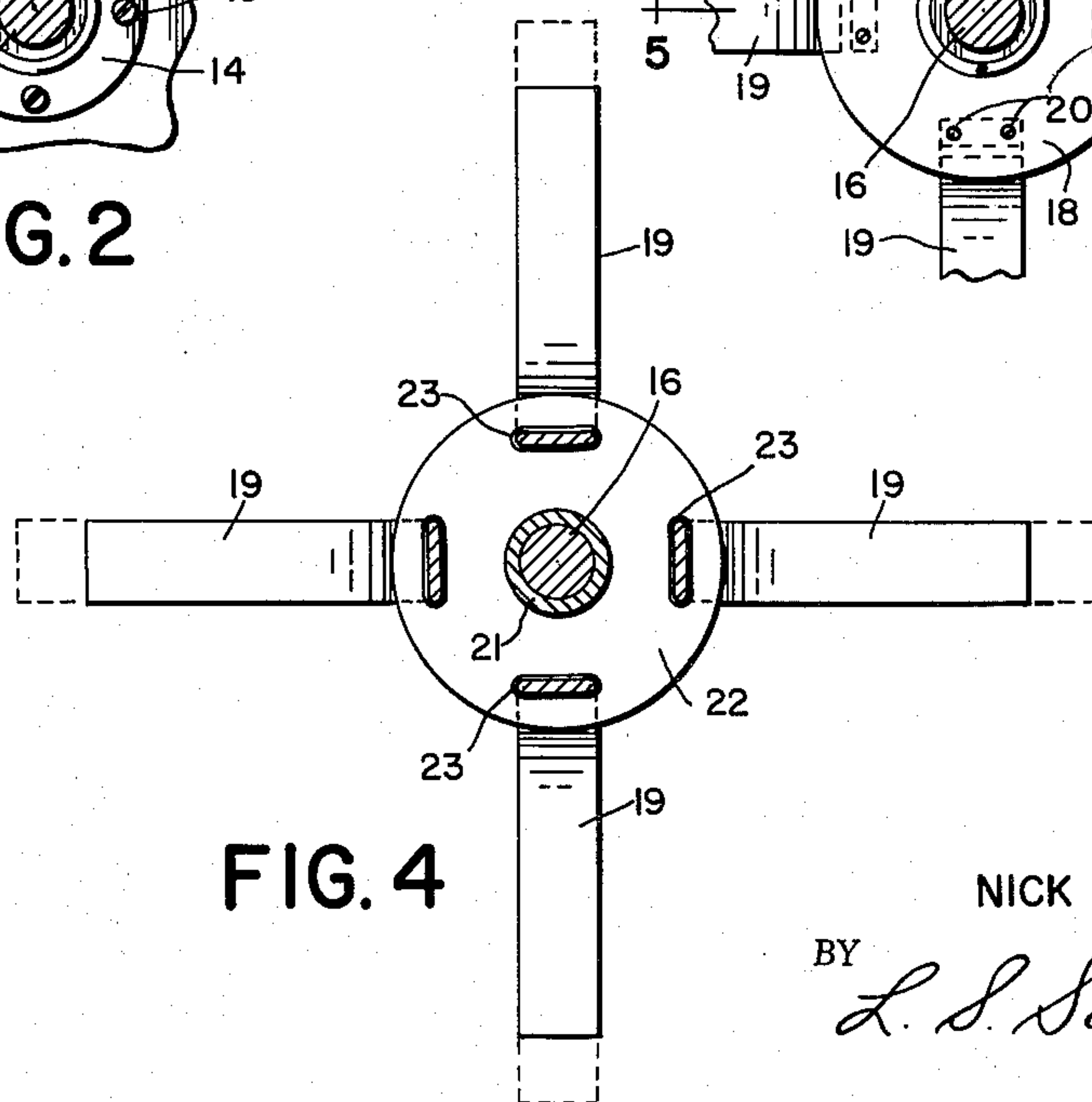


FIG. 4

INVENTOR.  
NICK MIIHLROTH  
BY *L. S. Sautsbury*  
ATTORNEY



1

2,995,377

**BRONCHO BUSTER HOBBY HORSE**  
Nick Miihlroth, Belle River, Ontario, Canada  
(Box 532, Tecumseh, Ontario, Canada)  
Filed Jan. 2, 1959, Ser. No. 784,760  
3 Claims. (Cl. 280—1.13)

This invention relates to a broncho buster hobby horse.

It is the principal object of the present invention to provide a hobby horse which has spring action so that upon jumping there is a return movement that will give the rider a rough ride.

It is another object of the invention to provide a broncho buster hobby horse that can be walked when the jumping action is effected thereon with safety and in much the same manner as movement is effected with a pogo stick.

It is still another object of the invention to provide a hobby horse which may have a walking action as well as a bucking motion and in which as the added weight is placed upon the spread spring leg supports an added bracing of these leg supports is automatically provided and control of the legs thereby maintained.

Other objects of the invention are to provide a broncho buster walking hobby horse, having the above objects in mind, which is of simple construction, inexpensive to manufacture, easy to assemble, has a minimum number of parts, safe for children to use, simulates the movement of a live horse, reproduces the gyrations and plunges of a bucking broncho, of pleasing appearance, durable, positive in action, effective and efficient in use.

For a better understanding of the invention, reference may be had to the following detailed description taken in connection with the accompanying drawing, in which

FIGURE 1 is an elevational view of the broncho buster hobby horse embodying the features of the present invention,

FIG. 2 is a fragmentary transverse sectional view of the cushion support taken on line 2—2 of FIG. 1,

FIG. 3 is a transverse sectional view looking in top plan upon the top plate to which the spring legs are anchored, as viewed upon line 3—3 of FIG. 1,

FIG. 4 is a transverse sectional view looking in plan upon the movable control plate and upon the top surfaces of the spring legs, as viewed on line 4—4 of FIG. 1, and

FIG. 5 is an enlarged vertical sectional view of the spring leg support with the legs expanded under the weight, the view being taken generally on line 5—5 of FIG. 3.

Referring now to the figures, 10 represents a broncho having a saddle 11 on which one can sit with his feet in the stirrups 13. To the underside of the broncho there is fixed a plate 14 by means of fastening screws 15. Extending rigidly downwardly from such a plate is a vertical support 16 having a coil compression spring 17 that surrounds the vertical support and rests upon a plate 18 of a four legged support from the underside of which spring legs 19 depend. These legs are rigidly connected to the underside of the plate by fastening bolts 20. Plate 18 has a sleeve 21 threaded thereinto through which the vertical support 16 slides. Threaded to the lower end of the vertical support is a retaining plate 22 for the legs 19 to hold them against excess spreading or outward displacement as the broncho is weighted or jumped. The plate 22 has four elongated slots 23 through which the respective legs 19 are extended.

As the spring 17 is compressed under the weight of the rider the plate 22 is weighted by the support 16 downwardly along the legs 19 to guide and hold the legs

2

against over spreading. The legs may spread as illustrated in dotted lines in FIGS. 4 and 5 along the floor surface due to their spring action to the dotted line position shown in FIG. 4 or to the full line position shown in FIG. 5. As the weight is removed and there is upward action of the broncho, the legs 19 will contact and assist the compression spring in this upward action and sufficiently to cause the legs 19 to leave and jump from the supporting surface and if the rider has made a lunge forwardly at this time the broncho will have been moved along the horizontal surface. The upward movement of the vertical support 16 is limited by the engagement of the plate 22 against the lower end of the guide sleeve 21 leaving the spring legs to be contracted. The spring legs 19 are of sufficient size and number and angled with respect to each other so at all times keep the broncho from tilting or upsetting.

The rider by jouncing up and down will not only be given a springing movement but may also walk the device along the horizontal floor or ground surface. Control of the spring legs 19 is maintained at all times by the control plate 22 without resulting in a loss of the spring action of the curved spring legs 19.

While various changes may be made in the detailed construction, it shall be understood that such changes shall be within the spirit and scope of the present invention as defined by the appended claims.

What is claimed is:

1. A walking hobby horse comprising a broncho simulated body, a vertical support rod connected to the underside of the body, a plate surrounding the rod, depending laterally outwardly curved spring legs secured to the underside of said plate, a compression spring surrounding said vertical support reacting between the underside of the body and said plate, said vertical support being guided through said plate, and a leg control plate secured to the end of said vertical support below said first mentioned plate and slidable upon said legs to hold said legs in place while permitting the same to be outwardly sprung.

2. A walking hobby horse comprising a broncho simulated body, a vertical support rod connected to the underside of the body, a plate surrounding the rod, depending laterally outwardly curved spring legs secured to the underside of said plate, a compression spring surrounding said vertical support reacting between the underside of the body and said plate, said vertical support being guided through said plate, and a leg control plate secured to the end of said vertical support below said first mentioned plate and slidable upon said legs to hold said legs in place while permitting the same to be outwardly sprung and a guide and stop sleeve secured to said first plate and depending therefrom, said vertical rod being slidable through said sleeve and the lower end of said sleeve serving as a stop for the upward movement of said control plate and the vertical support.

3. A walking hobby horse comprising a broncho simulated body, a vertical support rod connected to the underside of the body, a plate surrounding the rod, depending laterally outwardly curved spring legs secured to the underside of said plate, said vertical support being guided through said plate, a leg control plate secured to the end of said vertical support below said first mentioned plate and slidable upon said legs to hold said legs in place while permitting the same to be outwardly sprung, a guide and stop sleeve secured to said first plate and depending therefrom, said vertical rod slidable through said sleeve and the lower end of said sleeve serving as a stop for the upward movement of said control plate and the vertical support, and spring means between the body



2,995,377

3

and the first-mentioned plate to force the body back to its normal position.

1,289,382  
2,832,594

**References Cited in the file of this patent**

**UNITED STATES PATENTS**

D. 94,767      Joutras ----- Mar. 5, 1935

5

45,550

4

Brurock ----- Dec. 31, 1918  
Kight et al. ----- Apr. 29, 1958

**FOREIGN PATENTS**

Denmark ----- Apr. 8, 1932