

Sept. 20, 1960

M. BADER, JR

2,953,141

MANICURE DEVICE

Filed March 19, 1957

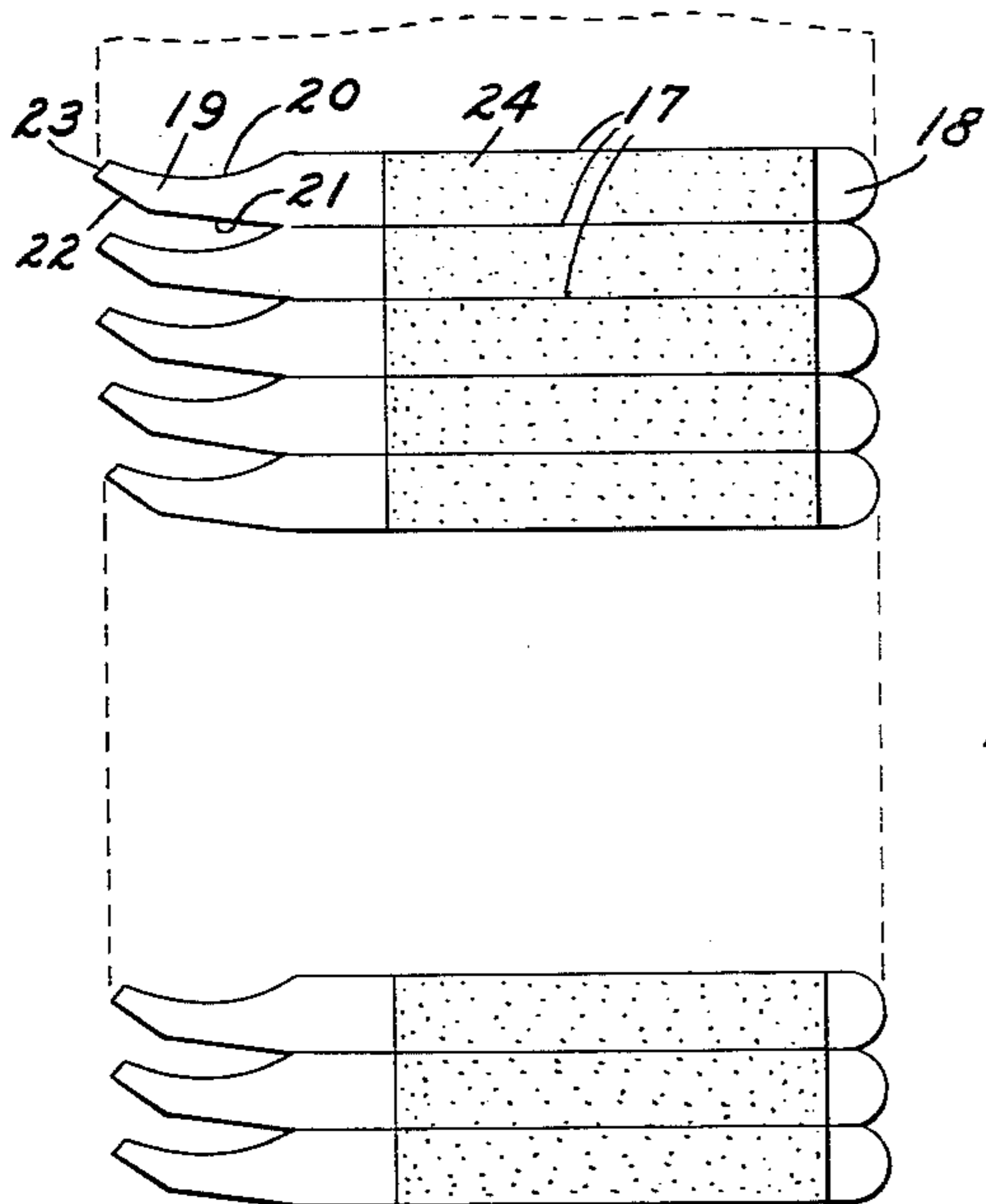


FIG. 2

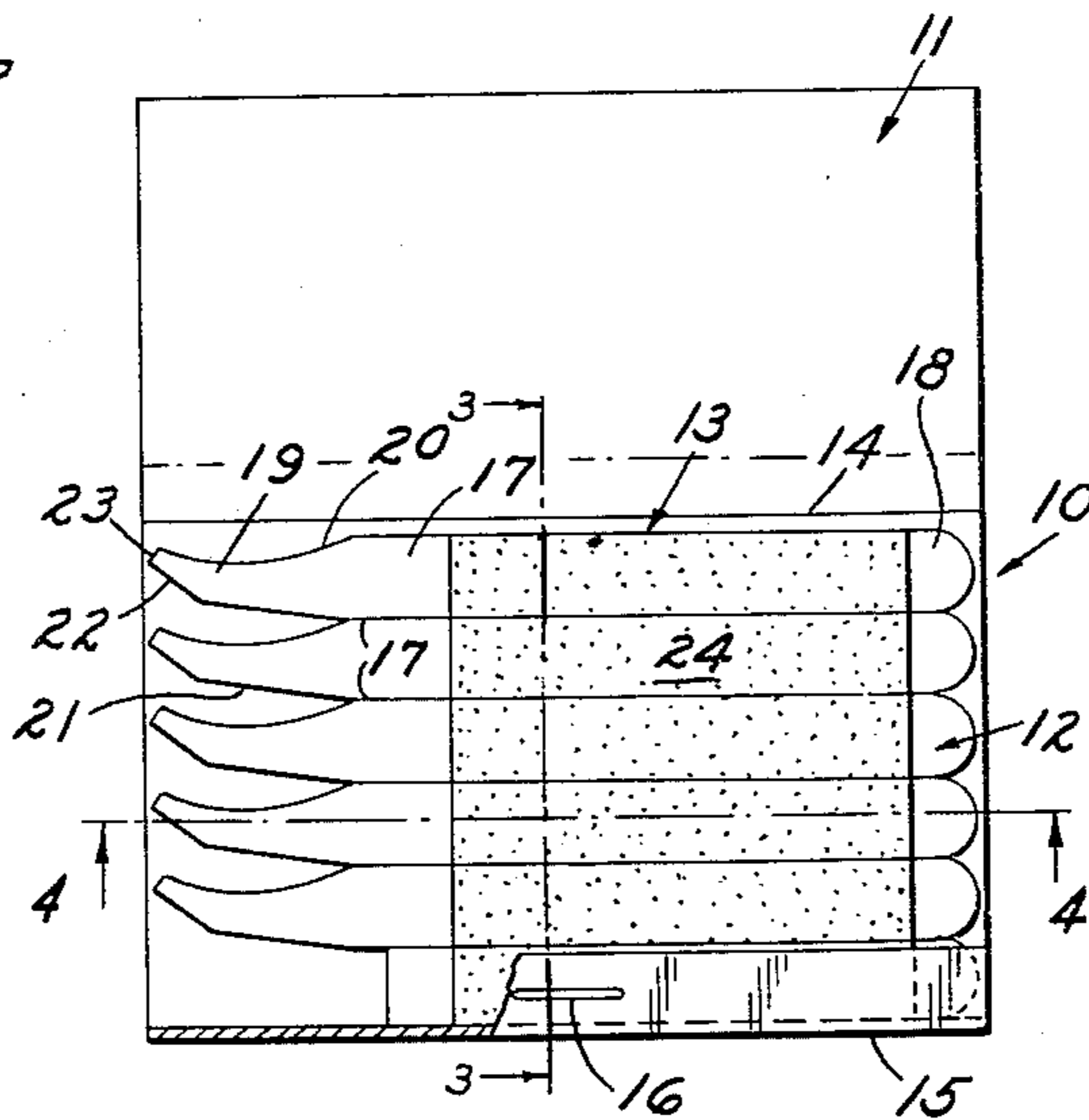


FIG. 1




FIG. 3

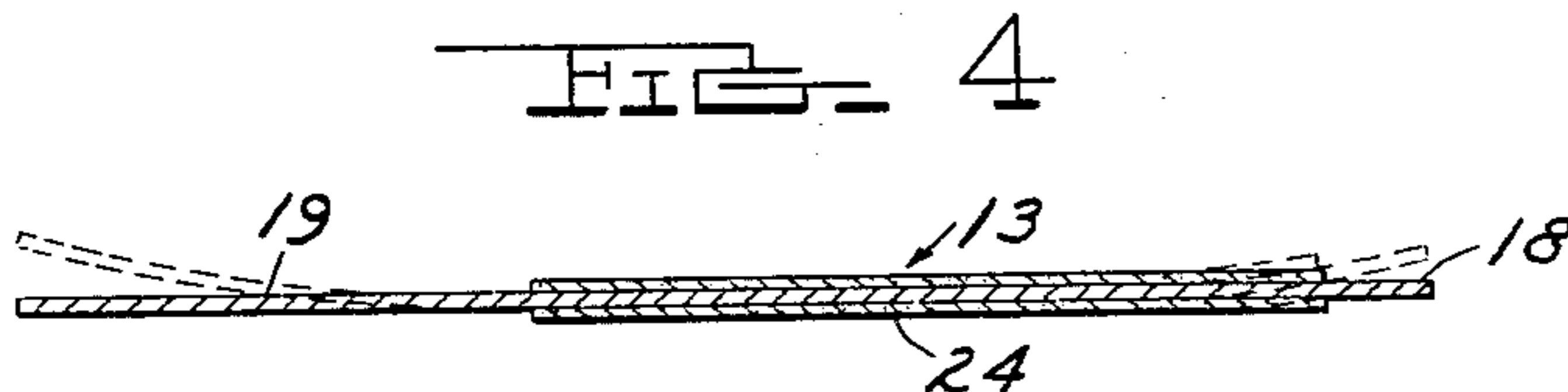


FIG. 4

INVENTOR.

MAX BADER JR.

BY

Barnes, Kisselle, Laughlin & Reich

ATTORNEYS

1

2,953,141

MANICURE DEVICE

Max Bader, Jr., 2624 Buckingham Ave.,
Birmingham, Mich.

Filed Mar. 19, 1957, Ser. No. 647,115

2 Claims. (Cl. 132—73.5)

This invention relates to manicure devices and more particularly to such a device which comprises a multiplicity of units each of which is utilized and then thrown away.

In my Patent 2,192,733, titled "Manicure Devices," issued March 5, 1940, there is disclosed a manicure packet comprising a cover of fibrous material and a strip of fibrous material inserted in the cover and sub-divided into units connected to the strip at one end. Each unit may be individually used by tearing the unit from the strip. Each of the units has a reinforced handle portion and a pointed finger nail cleaning portion at its free end.

It is an object of this invention to provide an improved manicure device including individual disposable units having a finger nail cleaning portion at one end, an intermediate finger nail filing portion and a cuticle-treating portion at the other end.

It is a further object of this invention to provide such a device wherein each unit has a novel finger nail cleaning portion.

It is a further object of this invention to provide such a device wherein each unit has the required degree of elasticity and rigidity in order that the various portions thereof may be used without injury to the fingers of the user and at the same time will effectively perform their required operations.

In the drawings:

Fig. 1 is a plan view of a packet embodying the invention shown in open position.

Fig. 2 is a view showing a strip of nail units united together.

Fig. 3 is a sectional view taken along the line 3—3 in Fig. 1 with the packet in closed position.

Fig. 4 is a sectional view of a unit, on an enlarged scale, taken along the line 4—4 in Fig. 1.

Referring to the drawing, manicure packet 10 comprises a cover 11 and a strip 12 of manicure units 13. Cover 11 is folded along parallel transverse lines 14, 15 to bring the ends thereof into interengaging relationship. One or more of strips 12 is inserted in cover 11 and held therein by a staple 16. Cover 11 is preferably made of a fibrous material such as a coated cardboard.

Units 13 are connected to each other along weakened lines 17 which extend transversely of strip 12 and are straight and parallel and define the longitudinal side edges of the units 13. End portions 18, 19 of each unit 13 are unconnected to the respective ends of the adjacent units 13. End portion 18 has the edge thereof curved to form a cuticle-treating portion. The curvature of the edge of this cuticle-treating portion is uniform and preferably of constant radius equal to one-half the width of each unit 13. The other unconnected end portion 19 forms the finger nail cleaning portion of each unit 13 has a convex edge 20 extending from one side edge 17 in a direction generally longitudinally of the unit. End portion 19 also includes a straight edge 21 extending generally longitudinally from the other side edge 17 of each unit, and a straight edge 22 extending from edge 21.

2

Edge 21 forms a small angle with the longitudinal axis of unit 13 and edge 22 forms a slightly greater angle with the longitudinal axis of unit 13. Edges 21 and 22 thus combine to provide a generally concave edge opposite to convex edge 20. The outermost end of end portion 19 has an edge 23 lying on a straight line which forms an angle with both the longitudinal and transverse axes of the unit and is at generally right angles to the outer part of edges 20 and 22.

Each unit 13 has the major portion thereof between weakened lines 17 coated with a cementing material impregnated with a finely divided hard substance such as emery or fine sand. This abrasive material serves to provide a nail-filing portion 24 on each unit 13.

Strip 12 is made of a material which is elastic when bent in the plane of the strip and relatively rigid when bent in a plane at right angles to the plane of the strip. Such a material preferably comprises sheets of plastics such as vinyls, polyethylene or cellulose acetate.

The strip 12 is made from a long strip of such elastic material by punching or cutting the units to form the strip shown in Fig. 2 having unconnected end portions 18, 19 and connected intermediate portions 24 which are connected by weakened lines such as lines 17 which define the partially severed thickness of strip 12. The cementing material and finely divided hard substance are applied after the units 13 are formed. Strip 12 is usually formed of such a length that it must be severed into convenient lengths for insertion into a cover 11.

When it is desired to use a unit 13 it is manually severed or torn from the remaining units in a strip 12 in packet 10. End portion 19 is used to clean the nails while end portion 18 is used to treat the cuticle. The intermediate portion 24 may be used to file the finger nails. After the unit 13 is used it may be discarded.

The use of the elastic material as defined above provides the required degree of elasticity to the finger nail cleaning portion 19 and the cuticle-treating portion 18 as shown by the dotted lines in Fig. 4. At the same time the unit has sufficient rigidity to permit its being grasped readily.

It can thus be seen that I have provided an improved manicure packet including individual disposable units which may be used for cleaning the finger nails, treating the cuticle and filing the finger nails.

I claim:

1. In a manicure device, a strip of thin flat plastic material which is elastic when bent in a direction transverse to the plane thereof and is relatively rigid when bent in a direction parallel to the plane thereof, said strip comprising a plurality of units adapted to be severed manually from the strip for individual use, said units being connected to each other along weakened parallel lines extending transversely of said strip, said strip having the major portion of the surfaces thereof except for the extreme ends of said units coated uniformly with a cementing material impregnated with a finely divided hard material, the extreme ends of said units being unconnected, one unconnected end of each said unit being provided with a point for cleaning fingernails and the other unconnected end of each unit having the edge thereof curved from one side of the unit to the other to provide a cuticle-treating edge, the pointed end of each unit comprising a curved concave edge on one side thereof extending from the weakened line between each unit toward the point and a convex edge on the other side thereof extending from the weakened line on the other side of the unit, the outermost edge of said end lying on a straight line forming an angle with the longitudinal and transverse axes of said unit and lying entirely on one side of the longitudinal axis of said unit, the curved edge on the other end of each said unit having a uni-

form curvature with a radius equal to one half the width of said unit.

2. A manicure packet comprising a cover of foldable material folded along two parallel transverse lines to bring the ends thereof into interengaging relationship and a strip of flat material which is elastic when bent in a direction transverse to the plane thereof and is relatively rigid when bent in a direction parallel to the plane thereof, said strip of elastic material comprising a plurality of units adapted to be severed manually from the strip for individual use, said units being connected to each other along weakened lines extending substantially transversely of said elastic strip, said strip being secured to said cover with the weakened lines generally parallel to said fold lines in said cover, said strip having the major portion of the surfaces thereof except for the extreme ends of said units coated uniformly with a cementing material impregnated with a finely divided hard material, the end of each unit adjacent each longitudinal edge of the elastic strip being unconnected to the adjacent end of the adjacent unit, one unconnected end of each unit being provided with a point for cleaning finger nails and the other end of each unit having the edge thereof curved from one side of the unit to the other to

provide a cuticle-treating edge, the pointed end of each unit comprising a curved concave edge on one side thereof extending from the weakened line between each unit toward the point and a convex edge on the other side thereof extending from the weakened line on the other side of the unit, the outermost edge of said end lying on a straight line forming an angle with the longitudinal and transverse axes of said unit and lying entirely on one side of the longitudinal axis of said unit, the curved edge on the other end of each said unit having a uniform curvature with a radius equal to one half the width of said unit.

References Cited in the file of this patent

UNITED STATES PATENTS

2,192,733	Bader	Mar. 5, 1940
2,215,877	Johnson	Sept. 24, 1940
2,303,986	Carvos	Dec. 1, 1942
2,364,085	Martinek	Dec. 5, 1944
2,551,700	Pince	May 8, 1951
2,711,747	Fleming	June 28, 1955
2,811,161	Fleming	Oct. 29, 1957