

Sept. 2, 1958

B. COHEN

2,849,722

SIMULATED KERCHIEF

Filed Nov. 4, 1955

FIG. 1

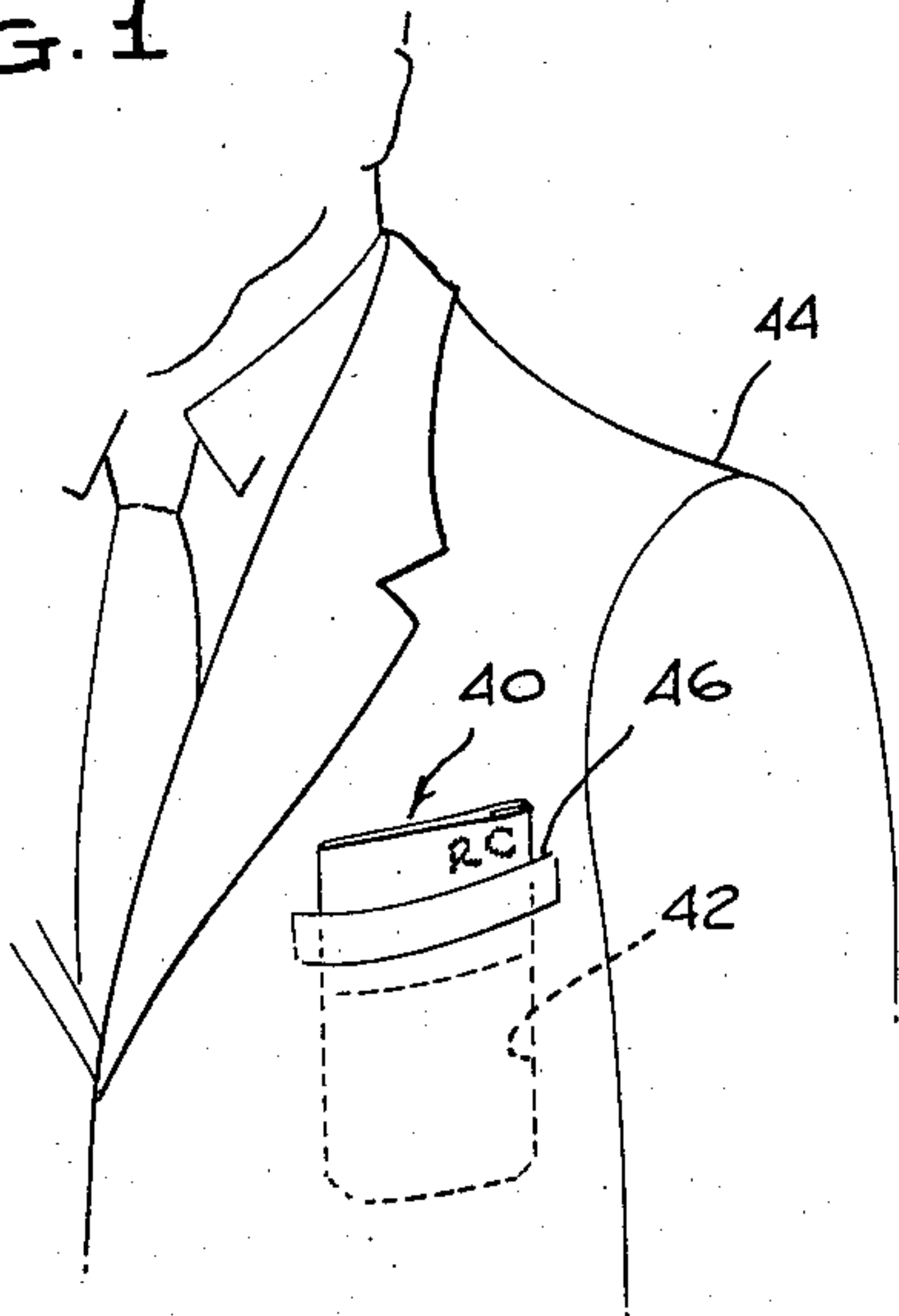


FIG. 2

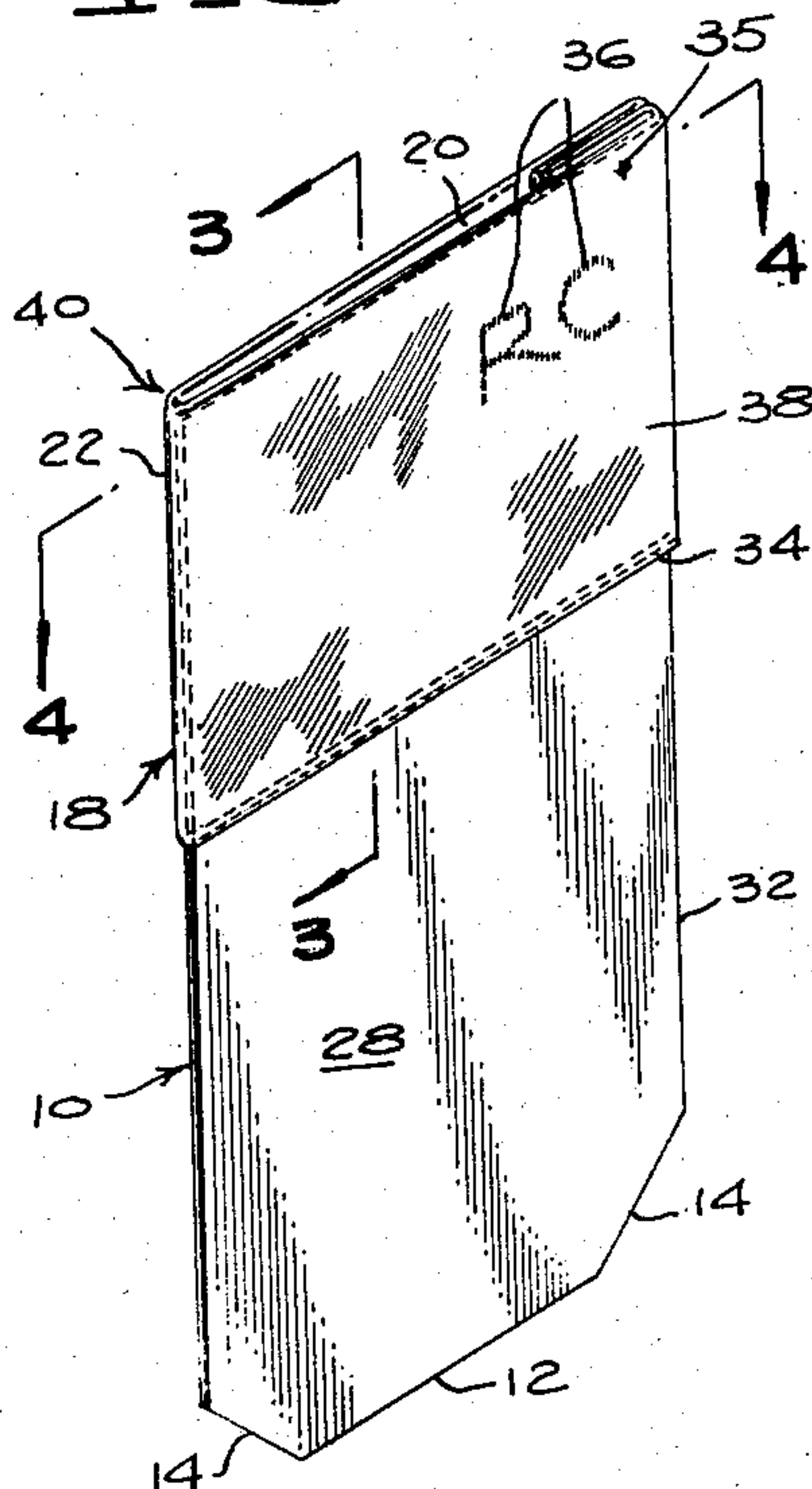


FIG. 3

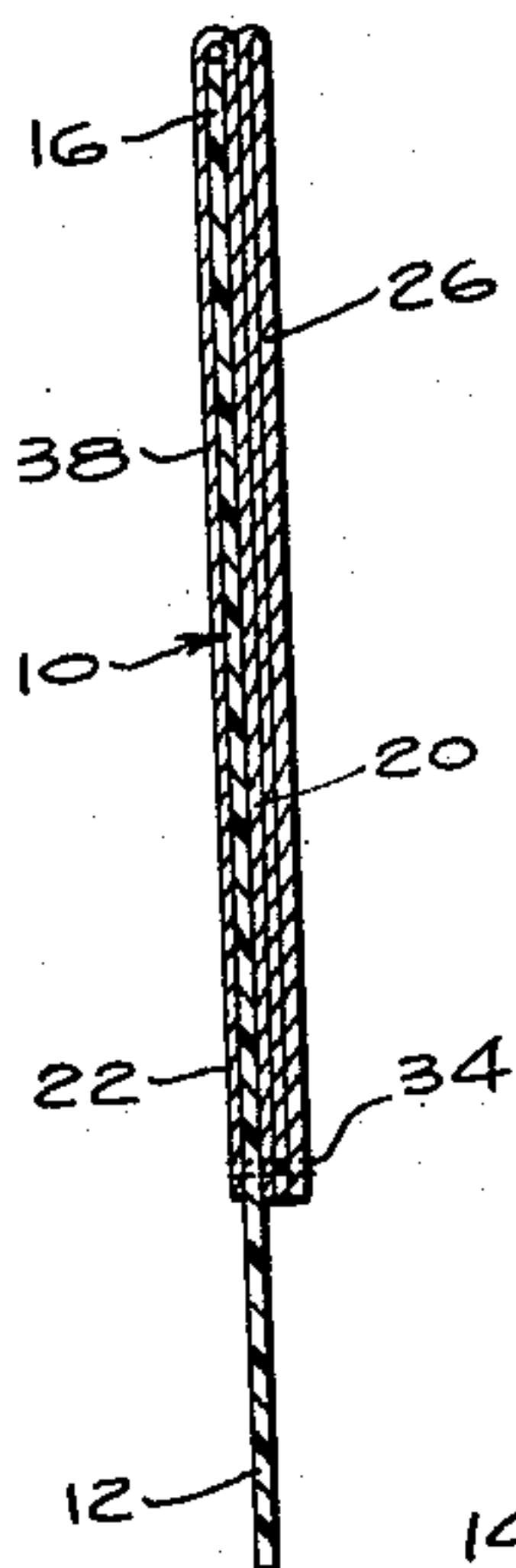


FIG. 4

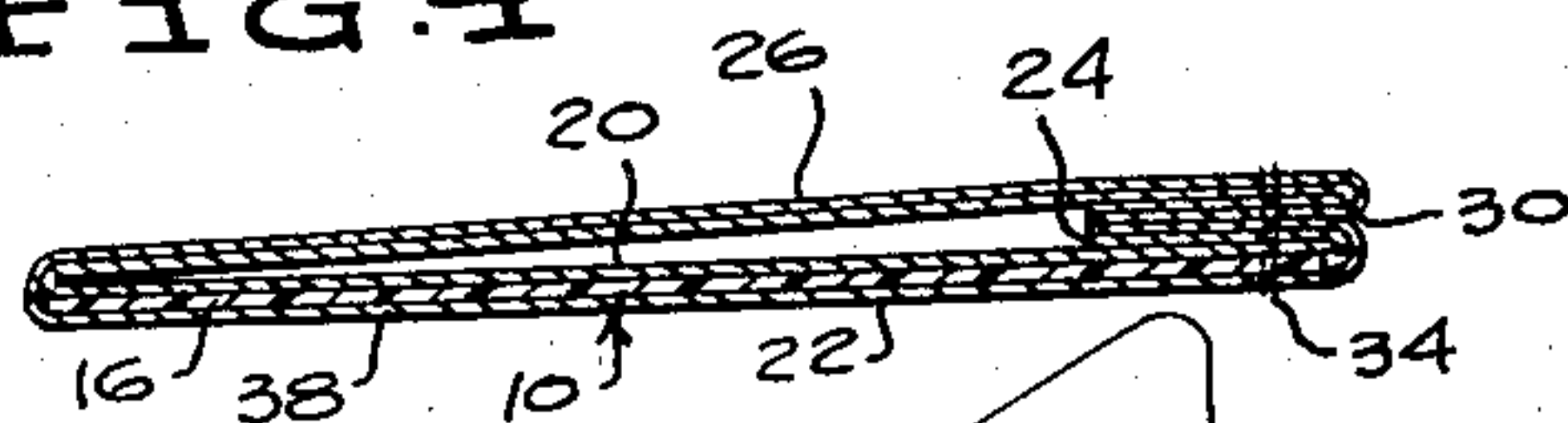
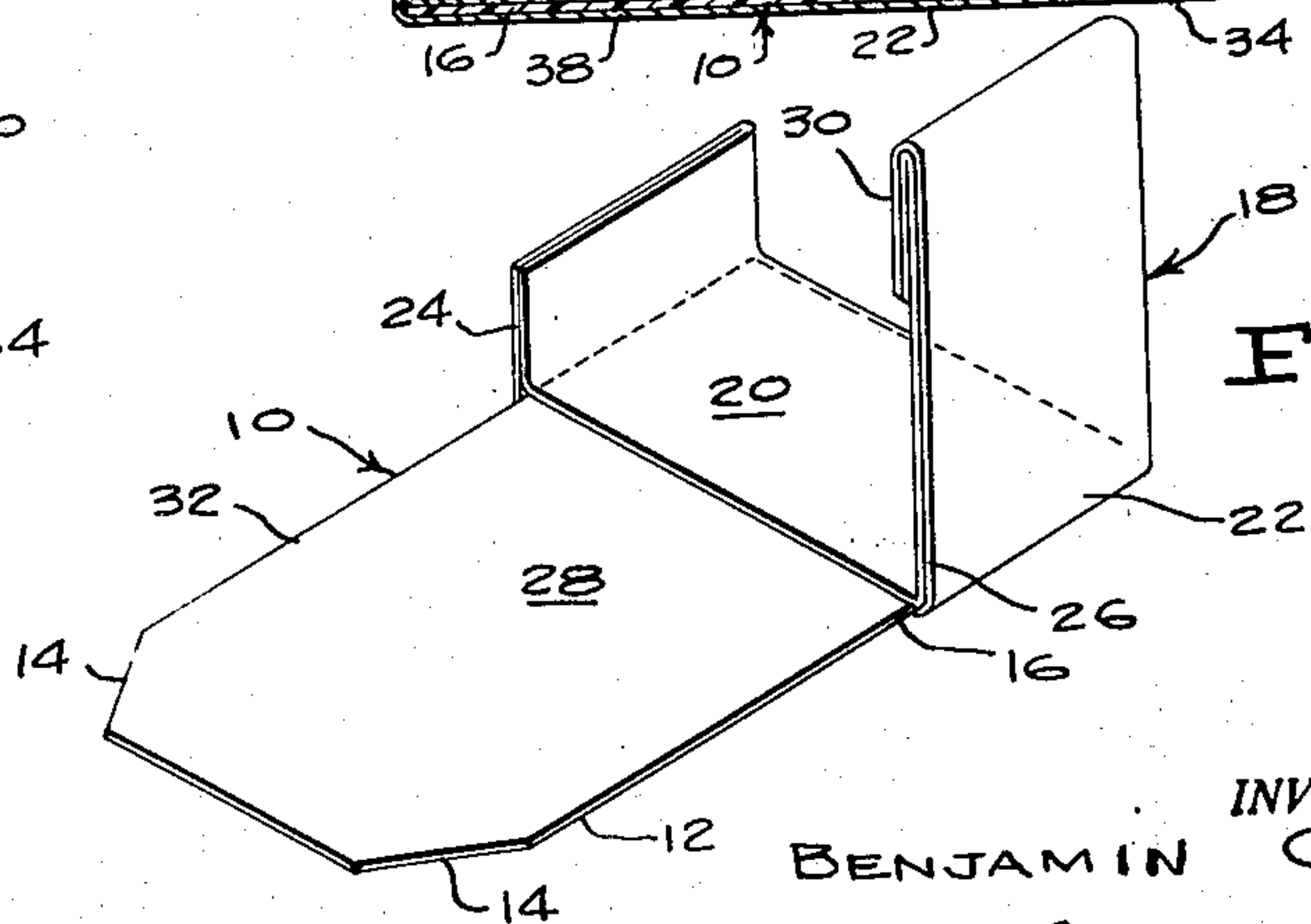


FIG. 5



INVENTOR.
BENJAMIN COHEN
BY *Leonard Flank*
ATTY.

1

2,849,722

SIMULATED KERCHIEF

Benjamin Cohen, Fairfax County, Va.

Application November 4, 1955, Serial No. 545,022

2 Claims. (Cl. 2-279)

This invention relates generally to apparel and more particularly to a kerchief to be worn in an outer pocket of an outer garment.

It is the principal object of this invention to provide a simulated kerchief for use in the breast pocket of an outer garment, such as a suit coat, which is preformed into the desired shape, easily insertable in the pocket, always lies flat in the pocket, and which is readily launderable for re-use.

The pocket handkerchief now generally used, for dress wearing, is first folded as desired, then placed in the breast pocket of the suit coat so that only the upper end of the handkerchief is exposed. This requires time to properly fold the material of the handkerchief and in arranging it in the pocket to the satisfaction of the wearer. Also, the handkerchief when thus folded is quite bulky and tends to create an unsightly bulge in the pocket in which it is inserted. All of these foregoing objections will be obviated by the present invention which includes among its features a generally rectangular body of plastic material readily receivable in the breast pocket of a suit coat so that one end portion thereof will extend outwardly from the top of the pocket, and a wrapper of textile material of a selected color and texture enveloping the exposed end portion of the sheet of material to simulate a kerchief, along with means for securing the wrapper on the sheet of material.

Other objects and advantages will become apparent from the following detailed description, forming the specification, and taken in conjunction with accompanying drawing, in which:

Figure 1 is a perspective view of the simulated kerchief embodying this invention shown in the pocket of a garment;

Figure 2 is a perspective view of the simulated kerchief;

Figure 3 is a cross-sectional view taken on line 3-3 of Figure 2;

Figure 4 is a cross sectional view taken along line 4-4 of Figure 2; and

Figure 5 is a perspective view of the kerchief showing the manner in which the textile material is folded about the sheet of backing material.

A backing sheet of flat relatively stiff material, generally indicated at 10, is shown as being of generally rectangular form and preferably made of a plastic material which may be clear or colored as desired. One end portion 12 may have the corners beveled as at 14. The other end portion 16 of the sheet 10 is enveloped by a covering, generally indicated at 18.

The cover 18 is of a suitable textile material of desired color and weave. Preferably, the cover 18 is rectangular in shape, hemmed along its periphery, and folded over upon itself along its longitudinal centerline or axis to define a backing sheet receiving space between the folds 20 and 22.

As shown in Figure 5, the sheet 10 has its end portion 16 received between the folds 20 and 22 adjacent one end

2

portion 24 of the cover so that the end portion 24 can be folded back upon the portion of cover in which the sheet end portion 16 is received. The other, larger end portion 26 of the cover extends from the opposite side of the sheet 10 and is also folded back onto the portion of the folds in which the end portion 16 is received. Thus, the cover end portion 26 will extend entirely across one face 28 of the sheet, which may be termed the back or rear face. A tab 30 extends from the end portion 26 and is folded back onto the end portion 26 to the same distance as the end portion 24 extends from the adjacent side 32 of the backing sheet.

The tab 30 is placed in overlying registration with the end portion 24 on the rear face of the end portion 16 of the backing sheet. A line of stitching 34 is employed to extend along the lower edges of the folds 20 and 22 in their enveloped position about the sheet 10 to secure the cover 18 to the upper end portion 16 of the sheet. The folds 20 and 22, the end portion 24 and sheet 10 are tacked together at 35 as clearly shown in Figure 2 of the drawing.

If desired, selected initials 36 may be placed on the outer face 38 of the fold 22 adjacent one corner, as shown in Figs. 1 and 2.

In use, the simulated kerchief, generally indicated at 40, will be placed in the breast pocket 42 of a suit coat 44, or other suitable outer garment, so that the backing sheet will be received in the pocket with the upper end 16 thereof carrying the textile cover 18 thereon projecting above and outwardly from the pocket opening 46. Thus, a portion of the front face 38 of the fold 22 of the cover will also extend out of the pocket opening to simulate a kerchief in the pocket.

In order to have the desired area of the front face 38 exposed from the pocket 42 in the event the depth of the pocket is shallow, it is merely necessary to cut off the required amount of the backing sheet from the lower end portion 12 thereof since the length of the backing sheet will be of such dimension as to fit the depth of the normal breast pocket.

The invention may be provided in other specific forms without departing from the spirit or essential characteristics thereof. The present embodiment is, therefore, to be considered in all respects as illustrative and not restrictive. The scope of the invention is indicated as claimed rather than by the foregoing description, and all changes which come within the meaning and range of equivalency of the invention as claimed are, therefore, intended to be embraced.

I claim:

1. A simulated kerchief adapted to be inserted into the opening of a pocket of an outer garment, comprising a rectangular backing sheet of relatively stiff material and of a size readily insertable into the pocket opening with one end portion thereof projecting outwardly through the pocket opening, and a cover of textile material carried by said backing sheet and enveloping said outwardly projecting end portion of the sheet, said cover having a pair of contiguous folds arranged in face to face relation to define therebetween a sheet receiving space receiving said projecting end portion therein intermediate its ends and the longitudinal edges of said folds terminating at a location intermediate the ends of said sheet closely adjacent said projecting end portion, each of said folds having a tab at one end thereof, said tabs arranged in overlying relation to each other and overlying one of said folds on one face of said sheet adjacent one end of sheet, an end portion carried on each of said folds at the other end thereof arranged in overlying relation to each other and extending across said one face of said sheet to overlie said tabs, and stitching passing through said fold end portions, said tabs,

3

said folds and said sheet adjacent the projecting end portion thereof to secure the parts together.

2. A simulated kerchief adapted to be inserted into the opening of a breast pocket of an outer garment, comprising a backing sheet of flat relatively stiff material having one end portion thereof projecting outwardly through said pocket opening, a cover of flexible material having a plurality of contiguous folds to define between an adjacent pair of said folds a space within which the said outwardly projecting one end portion of said sheet is received where-

5

10

4

by said cover will be in enveloping relation about said sheet and exposed outwardly through said pocket opening and means for securing said cover on said backing sheet.

References Cited in the file of this patent

UNITED STATES PATENTS

| | | |
|-----------|--------|---------------|
| 2,079,139 | Woof | May 4, 1941 |
| 2,539,182 | Brown | Jan. 23, 1951 |
| 2,722,013 | Fisher | Nov. 1, 1955 |