

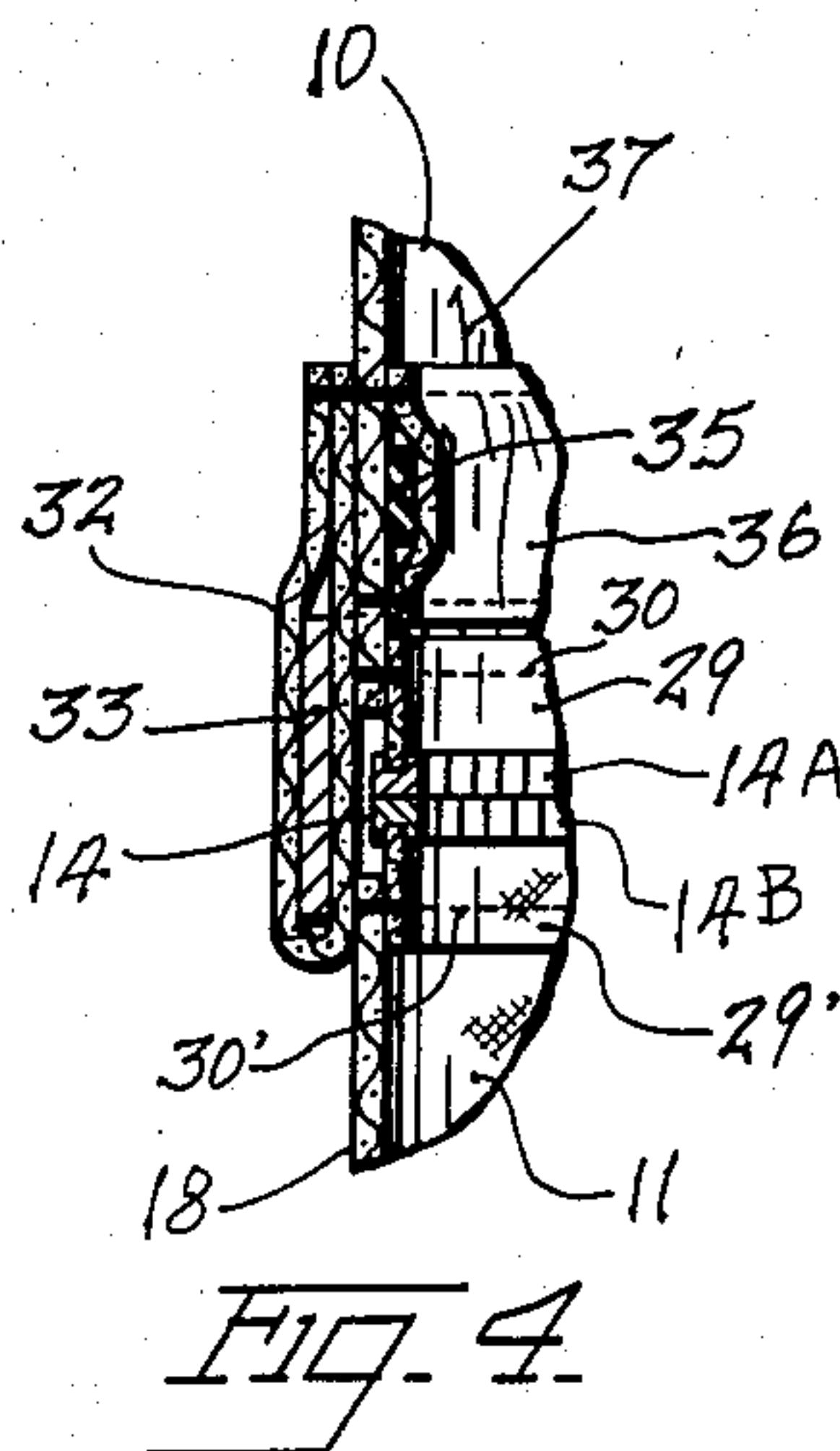
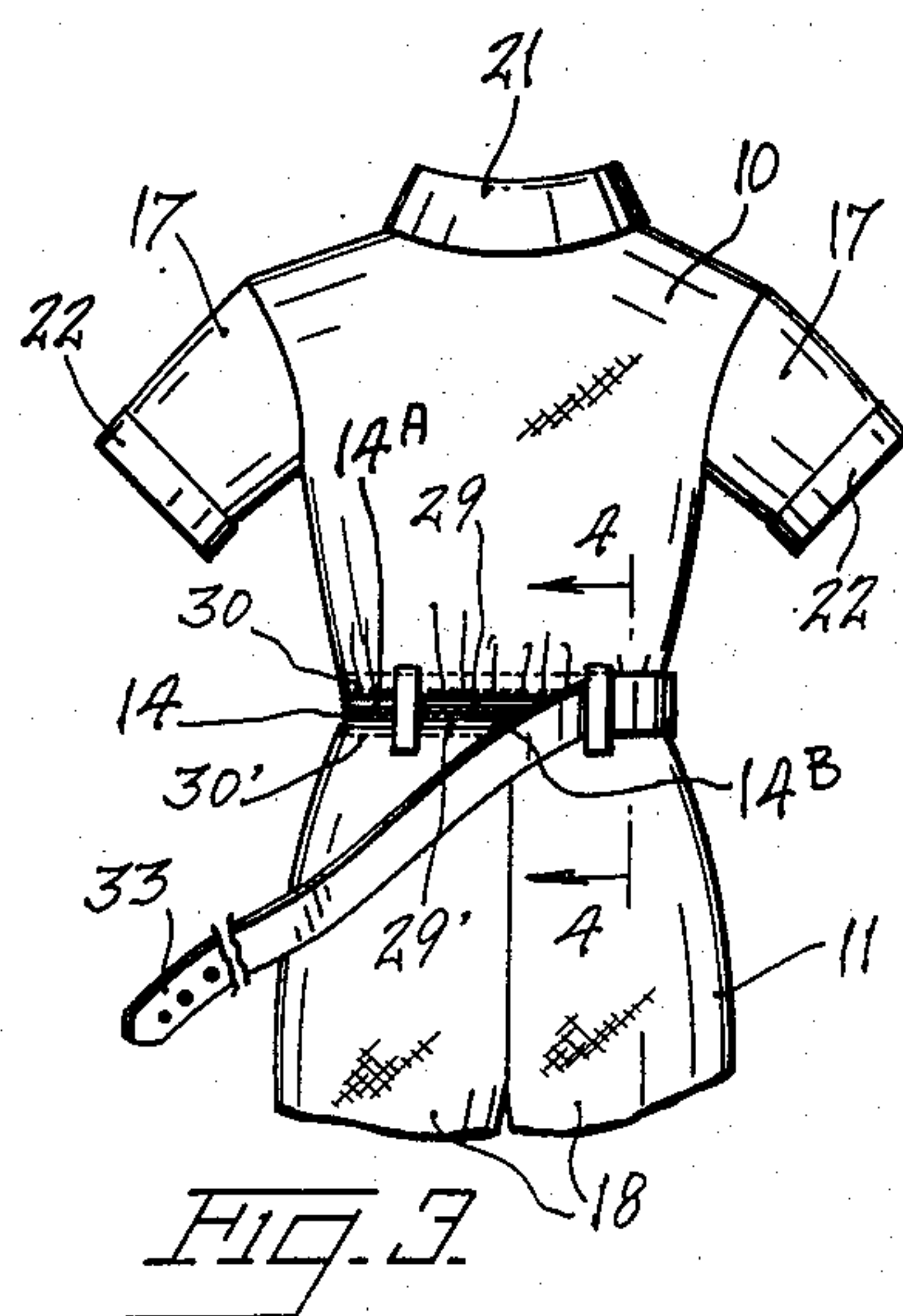
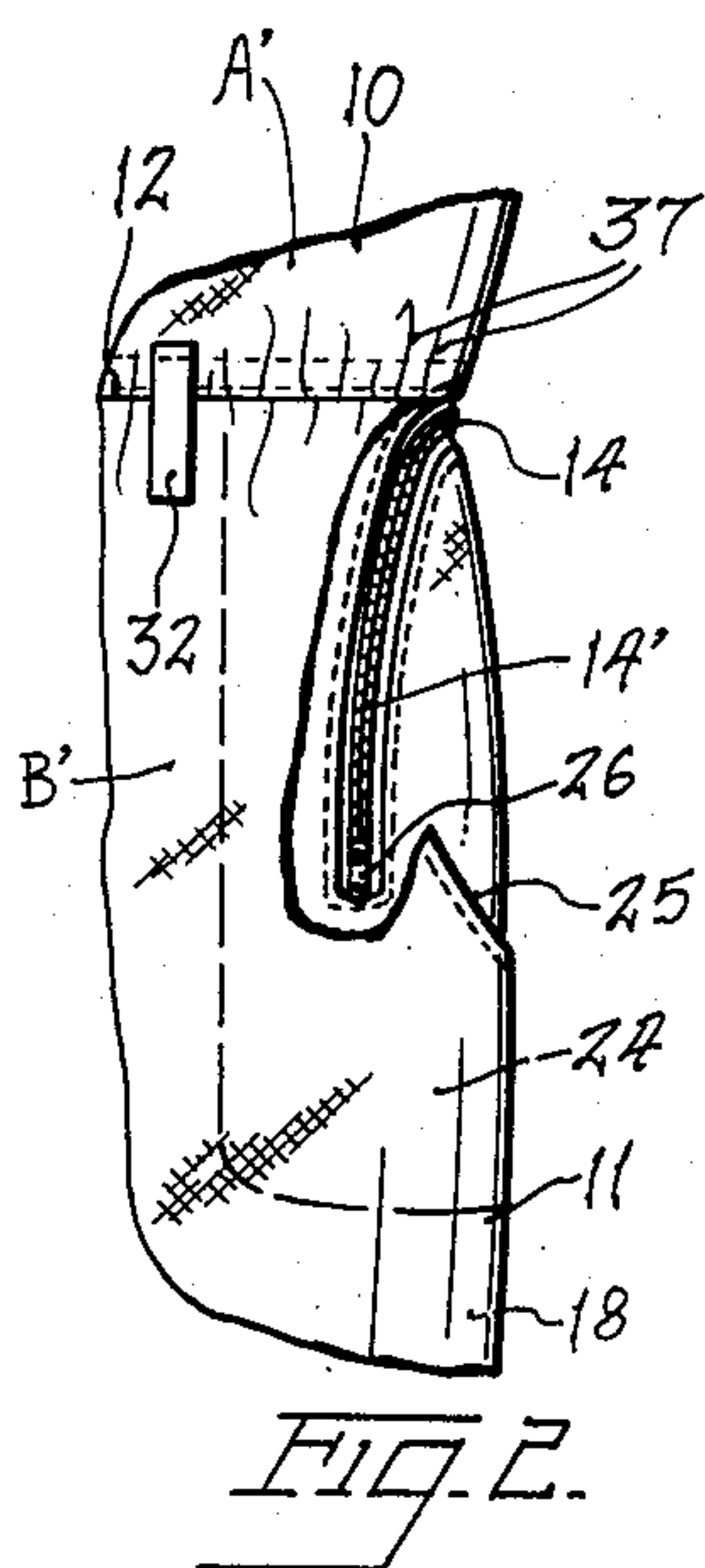
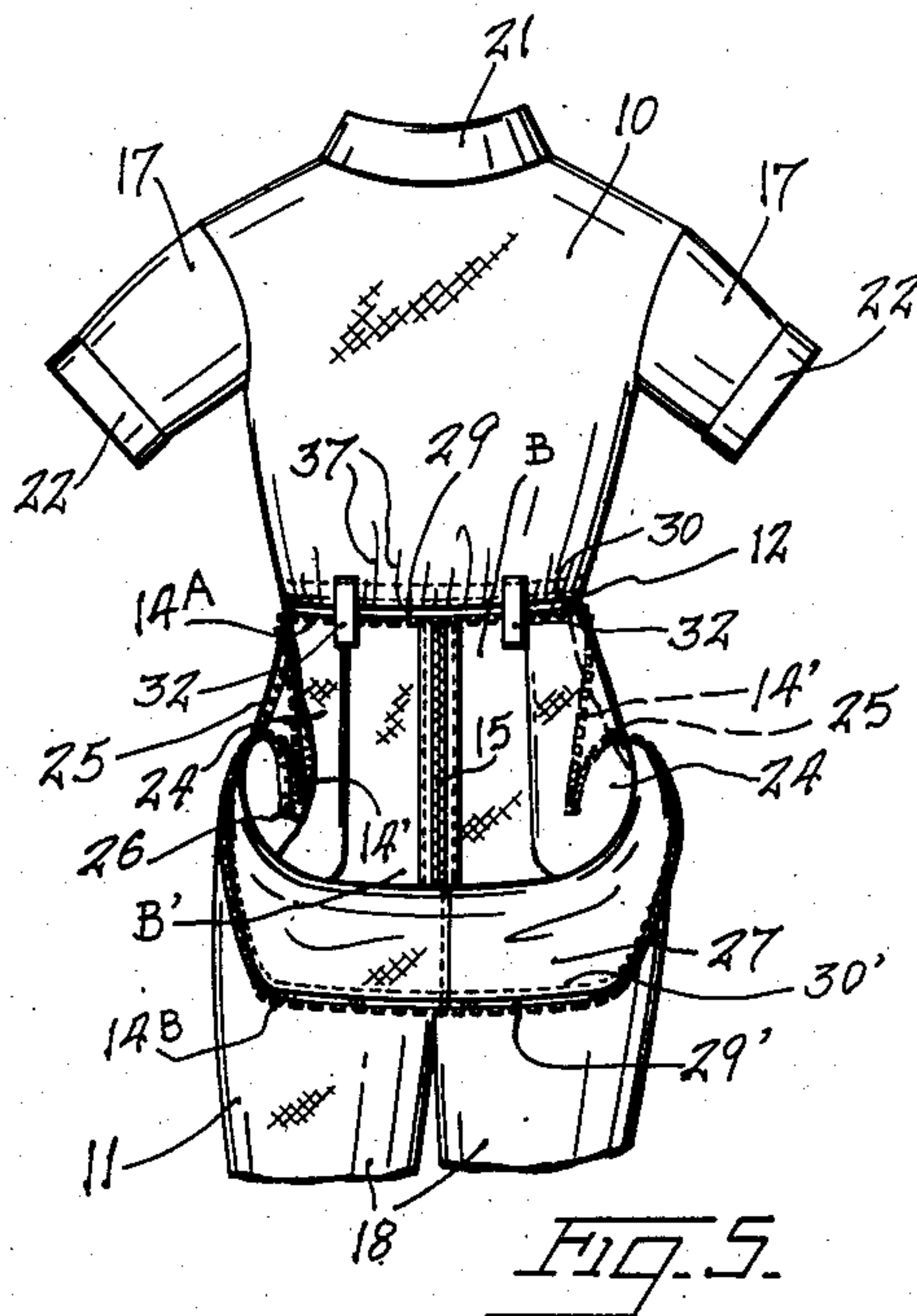
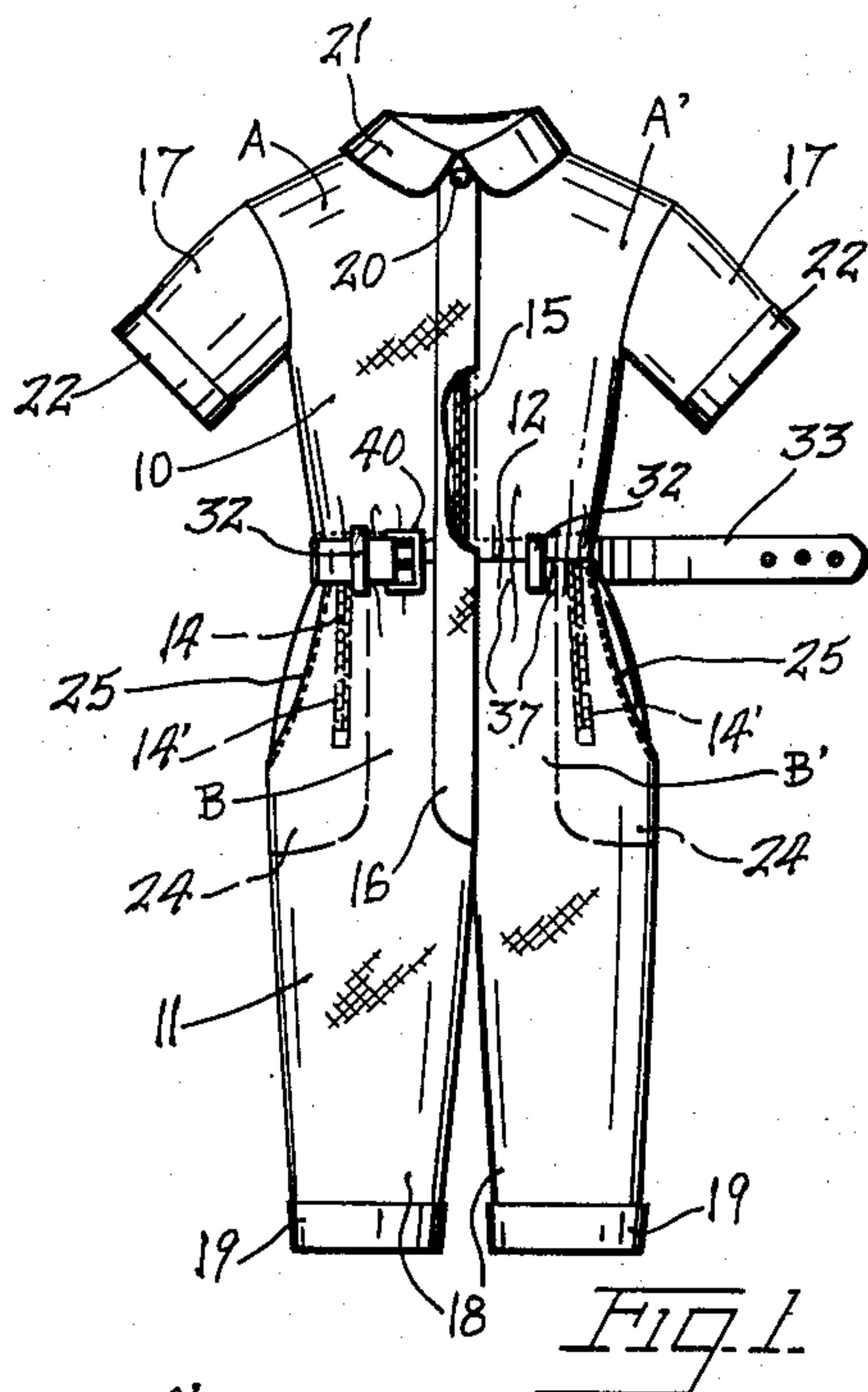
Sept. 2, 1958

S. KLOTZ

2,849,717

ZIPPER DROP SEAT GARMENT

Filed May 10, 1956



INVENTOR  
Sol KLOTZ  
BY *John P. Polach*  
ATTORNEY



1

2,849,717

## ZIPPER DROP SEAT GARMENT

Sol Klotz, Flushing, N. Y.

Application May 10, 1956, Serial No. 584,067

1 Claim. (Cl. 2—79)

This invention relates to the art of garment construction and particularly concerns a drop-seat construction which is wholly concealed in the garment.

Heretofore in a garment of the overall or coverall type which has included a drop seat closed by slide fasteners, the presence of the fasteners has indicated the outline of a drop seat which was often objectionable. Where flaps were used to conceal the slide fasteners, the flaps revealed the presence of the drop seat. Also the provision of the flaps has required costly, time-consuming cutting and sewing operations and the use of additional cloth.

It is a principal object of the present invention to provide a simplified drop-seat construction utilizing a slide fastener wholly concealed under a belt and in the pockets of the garment.

It is a further object to provide a coverall garment with a drop seat construction and slide fastener closure wholly concealed in the garment.

It is a further object to provide a garment of the type described with an elastic waist structure.

For further comprehension of the invention, and of the objects and advantages thereof, reference will be had to the following description and accompanying drawings, and to the appended claim in which the various novel features of the invention are more particularly set forth.

In the accompanying drawings forming a material part of this disclosure:

Fig. 1 is a front elevational view of a garment embodying the invention, parts being broken away.

Fig. 2 is an elevational view on an enlarged scale of a portion of the garment with a part of a pocket cut away to show internal construction.

Fig. 3 is a fragmentary rear elevational view of the garment.

Fig. 4 is a sectional view taken on lines 4—4 of Fig. 3 at the waistline of the garment.

Fig. 5 is a fragmentary rear elevational view of the garment with drop seat opened.

In Figs. 1 and 3 is shown a coverall type of garment having an upper waist portion 10 and a trousers portion 11. The several portions are joined at the transverse waistline of the garment by a seam 12 at the front and a slide fastener 14 at the rear. A vertical opening is provided at the front of the garment which opening is covered by the overlapping of sections A and A' of the waist portion and sections B and B' of the trousers portion. These overlapping sections are secured by a slide fastener 15 disposed perpendicular to seam 12 and concealed by the front fly or flap 16. The garment has sleeves 17 and trousers legs 18 of appropriate length. Cuffs 19 or trimmings 22 may terminate the trousers legs and sleeves, respectively. A collar 21 having its ends secured by a button 20 may be provided at the neckline of the garment.

The garment has obliquely cut side slash pockets 24 at the front of the garment. The pockets may have bound or trimmed edges 25. The slide fastener 14 extends straight across the back of the garment from side to side thereof at the rear and turns downwardly over the hips

2

of the wearer at the waistline to terminate in the side pockets, as shown in Fig. 2. A slide fastener handle 26 serves to open and close the slide fastener. The course of the slide fastener which is that of an inverted U, defines a drop seat 27 best shown in Fig. 5. The lower edge of the waist portion carries the upper slide fastener portion 14A which includes a tape 29 secured to the waist portion by stitching 30. The lower slide fastener portion 14B carried on tape 29' is secured by stitching 30' to the upper straight edge of the trousers portion at the rear. At the front the mating slide fastener portions 14' are fully disposed and concealed in the side pockets.

A pair of loops 32 are secured only to the upper waist portion 10 above the waistline at the rear of the garment as best shown in Fig. 4. Similar loops may be provided at the front of the garment. A removable belt 33 may be carried in the loops. Since the loops are not attached to the trousers portion 11, the slide fastener 14 can be opened or closed by lifting the belt without removing it from the loops. When the belt is in place in the loops, as shown in Fig. 3, the straight horizontal portion of the slide fastener 14 is wholly concealed by the belt.

An elastic band 35 held in a sleeve formed by binding tape 36 and the lower part of the waist portion 10 completely encircles the garment just above the waistline and causes a rather snug fit as indicated by waist pleats 37. The band 35 begins near the mating sides of slide fastener 15 at the front closure of the garment.

The pockets 24 extend quite deeply in the trousers portion down into leg sections 18. The slide fastener portions 14' extend only part way down in the pockets so that full freedom is given to the wearer in reaching handle 26 and in reaching down in the pockets. Enough slack is provided in the trousers portion so that the portions of the drop seat and trousers adjacent the slide fastener portions can extend out of the pockets when the drop seat is opened. When the slide fastener 14 is closed and belt 33 is in place in the loops 32 and closed by buckle 40, not only is the slide fastener 14 wholly concealed but the existence of a drop seat is not even suggested by any unusual flaps, lines or other garment portions.

The garment may be designed for wear by children or adults, and by men or women, for work, sport, sleeping or lounging purposes.

An economy of labor and materials is effected by the construction disclosed because no additional labor or material is required to conceal the drop seat closure beyond the normal clothing parts generally present in garments of this type.

While I have illustrated and described the preferred embodiment of my invention, it is to be understood that I do not limit myself to the precise construction herein disclosed and that various changes and modifications may be made within the scope of the invention as defined in the appended claim.

Having thus described my invention, what I claim as new, and desire to secure by United States Letters Patent is:

A coverall garment of the type described comprising a garment having a waist portion and a separate trousers portion detachably connected at the rear to define a transverse waistline, said waist and trousers portions having a vertical front opening therethrough, said trousers portion having slash pockets at the sides thereof, said pockets each having outer and inner walls and opening outwardly at the side of the trousers portion, a first slide fastener closure disposed at the front of the garment perpendicular to and extending across said waistline for closing said opening, said detachable connection including a second slide fastener closure, said second fastener closure being disposed in a general inverted U-shaped configuration when closed defining a drop seat, said second fas-



3

tener closure having a straight portion extending from side to side along the waist line at the rear of the garment and having downwardly extending end portions at the sides and front of the garment, a plurality of loops attached to the waist portion and extending across the waistline and hanging free of the trousers portion, a belt disposed in the loops encircling and extending across the waistline over the straight portion of the second slide fastener closure to conceal said straight portion, the end portions of the second slide fastener closure extending into said slash pockets at the sides of the garment and being secured to the inner walls thereof, an elastic band positioned on the inside of the bottom of the waist portion and encircling said waistline when the first slide fas-

4

tener closure is closed, and a tape sleeved over said band and secured to the waist portion, said band being concealed by the waist portion and the tape.

References Cited in the file of this patent

UNITED STATES PATENTS

1,783,538	Herskowitz	Dec. 2, 1930
1,837,654	Cohen	Dec. 22, 1931
1,854,262	Johannesen	Apr. 19, 1932
2,252,884	Fellroth	Aug. 19, 1941
2,263,146	Smith	Nov. 18, 1941
2,357,532	Menzin	Sept. 5, 1944
2,611,132	Moeller	Sept. 23, 1952