

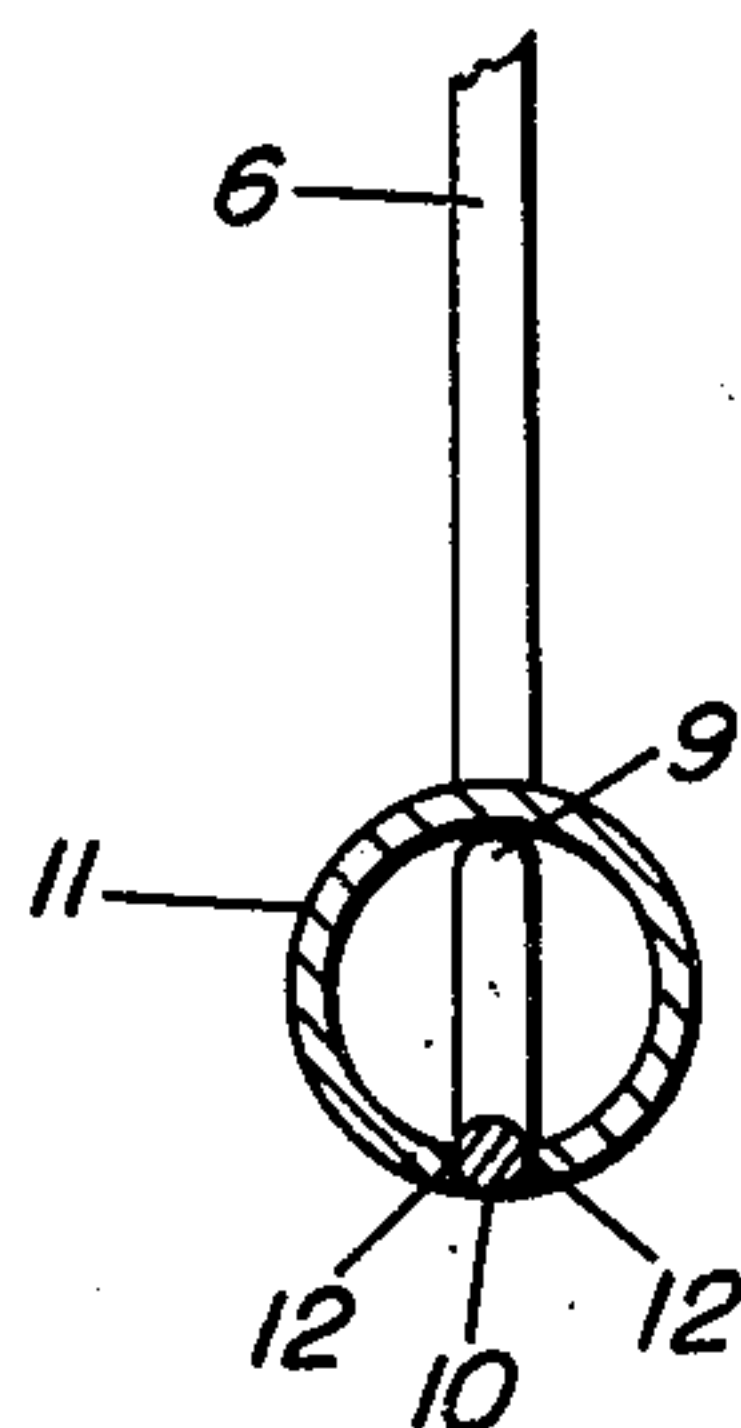
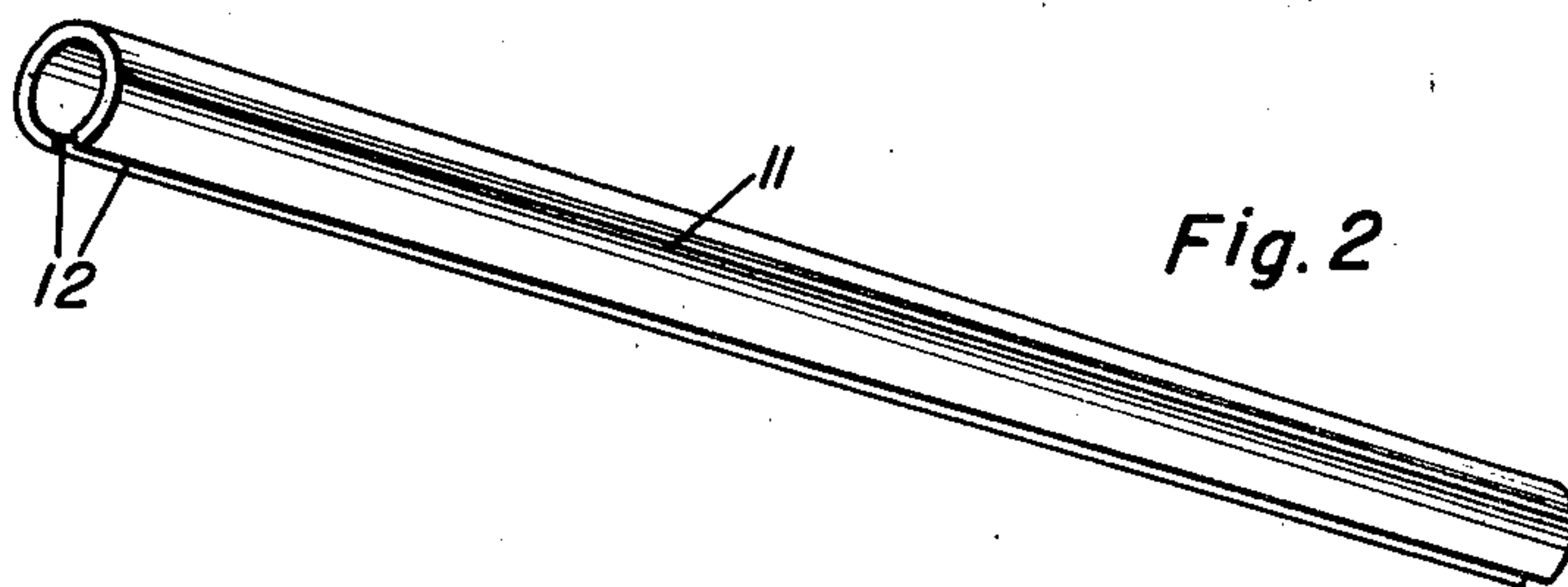
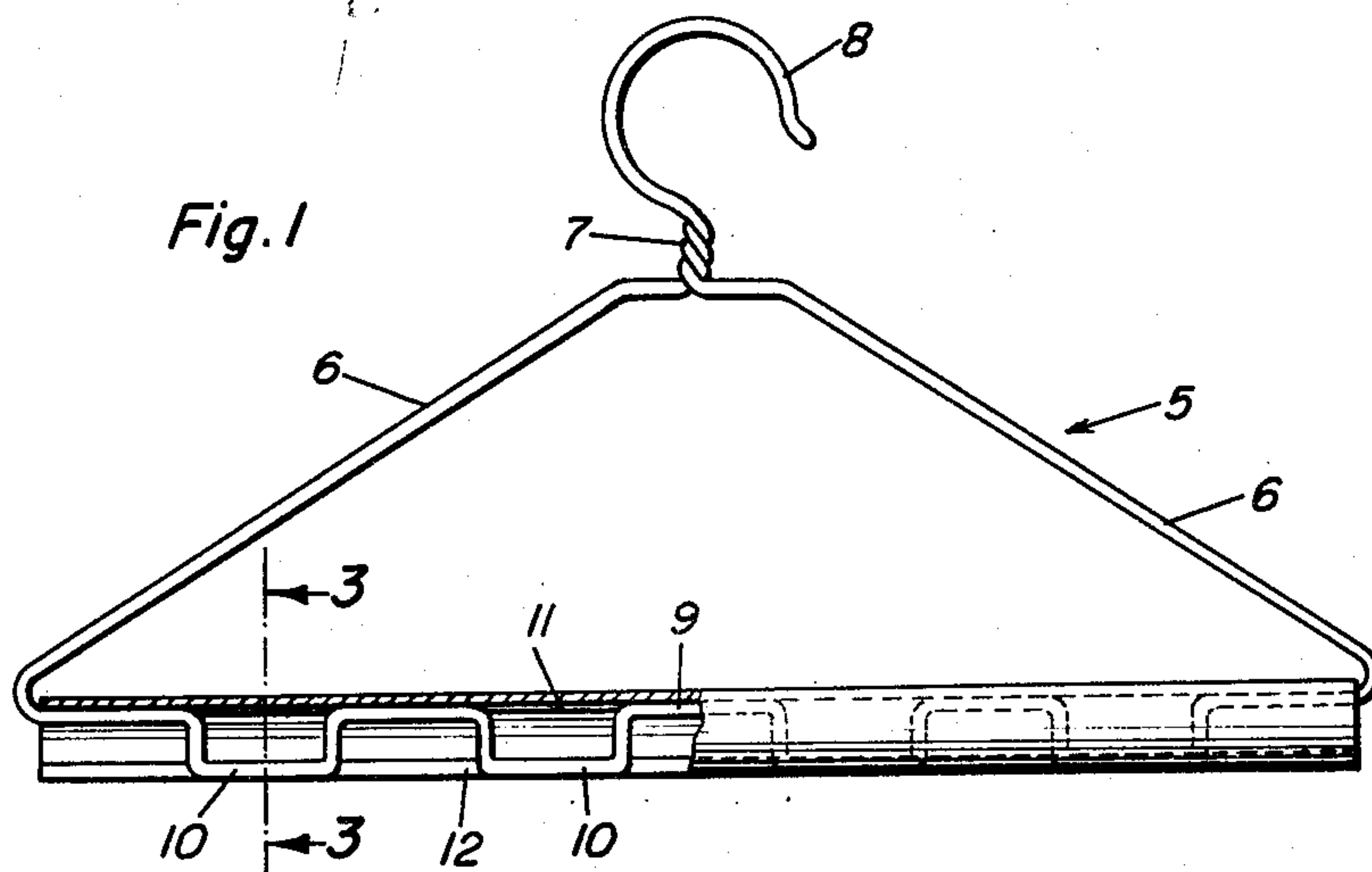
June 7, 1955

N. G. LAUMEYER

2,710,124

GARMENT HANGER

Filed April 27, 1953



Norman G. Laumeyer
INVENTOR.

BY *Alvin A. O'Brien*
and Harvey E. Jacobson
Attorneys

1

2,710,124

GARMENT HANGER

Norman G. Laumeyer, Long Prairie, Minn.

Application April 27, 1953, Serial No. 351,123

2 Claims. (Cl. 223—88)

The present invention relates to new and useful improvements in garment hangers and has for its primary object to provide, in a manner as hereinafter set forth, a device of this character which is adapted to accommodate a coat, shirt, or other upper body garments, one or more pairs of trousers and a multiplicity of neckties.

Another very important object of the invention is to provide a combination garment hanger of the aforementioned character which comprises simple but unique means for preventing the formation of fold lines in the trouser legs and for firmly securing the neckties in position.

Other objects of the invention are to provide a combination garment hanger of the character described which will be comparatively simple in construction, strong, durable, highly efficient and reliable in use, compact, light in weight, and which may be manufactured at low cost.

All of the foregoing and still further objects and advantages of the invention will become apparent from the study of the following specification, taken in connection with the accompanying drawings wherein like characters of reference designate corresponding parts throughout the several views, and wherein:

Figure 1 is a view in side elevation of a combination garment hanger constructed in accordance with the present invention, a portion of the trouser bar being broken away in vertical longitudinal section;

Figure 2 is a detail view in perspective of the trouser bar; and,

Figure 3 is a cross sectional view, taken substantially on the line 3—3 of Figure 1.

Referring now to the drawing in detail, it will be seen that the embodiment of the invention which has been illustrated, comprises a hanger proper which is designated generally by reference character 5. The hanger 5 is formed from a single length of suitable wire which is bent in a manner to provide a pair of substantially antical arms 6 for receiving the shoulder portions of a coat, for example. The upper end portions of the arms 6 are twisted together in a manner to provide a shank 7 and one of said end portions terminates in a suspension hook 8. The lower or outer ends of the arms 6 are connected by an integral rod 9. At longitudinally spaced points, the rod 9 has formed therein a series of substantially U-shaped pockets 10 for the reception of neckties.

2

Removably mounted on the rod 9 and substantially enclosing same is a tubular trouser bar 11 of cardboard or other suitable resilient material. The trouser bar 11 is split longitudinally from end to end to facilitate its mounting on the rod 9 to provide what may be considered a pair of opposed jaws 12.

It is believed that the manner in which the device is used will be readily apparent from a consideration of the foregoing.

Briefly, a coat, shirt, or other upper body garment is hung on the arms 6 of the hanger 5 in the usual manner. The legs of the trousers are inserted through the hanger 5 and folded over the tubular bar 11. Neckties are hung in a substantially similar manner in the U-shaped pockets 10 of the rod 9 and are secured against longitudinal sliding movement along said rod by said pockets. The jaws 12 of the split, tubular bar 11 parallel the bight portions of the U-shaped pockets 10 and are adapted to securely clamp the neckties therein.

It is believed that the many advantages of a combination garment hanger constructed in accordance with the present invention will be readily understood and although a preferred embodiment of the device is as illustrated and described, it is to be understood that changes in the details of construction and in the combination and arrangement of parts may be resorted to which will fall within the scope of the invention as claimed.

What is claimed as new is as follows:

1. A garment hanger comprising a pair of substantially antical arms, a suspension hook on the upper ends of said arms, a rod extending between the lower ends of the arms, said rod including a plurality of longitudinally spaced, substantially U-shaped pockets for the reception of neckties, and a tubular trouser supporting bar mounted longitudinally on the rod and substantially enclosing same, said bar being longitudinally split from end to end and comprising a pair of opposed jaws cooperable with the bight portions of said pockets for securing the neck ties in the pockets.

2. A garment hanger comprising a pair of substantially antical arms, suspension means on the upper ends of said arms, a rod extending between the lower ends of the arms, said rod including a series of longitudinally spaced, substantially U-shaped pockets for the reception of neckties, and a longitudinally split, resilient trouser supporting bar mounted longitudinally on the rod and substantially enclosing same, said bar including a pair of opposed jaws paralleling the bight portions of the pockets on opposite sides thereof for receiving the neckties and said bight portions therebetween for clamping said neckties in said pockets.

References Cited in the file of this patent

UNITED STATES PATENTS

2,076,133	Melby	Apr. 6, 1937
2,089,077	Todd et al.	Aug. 3, 1937
2,634,031	Klein	Apr. 17, 1953
2,643,003	Christie	June 23, 1953