

June 7, 1955

B. V. HALL

2,709,824

DUST MOP FOR APPLICATION TO A BROOM OR OTHER CARRIER

Filed July 29, 1949

Fig. 1

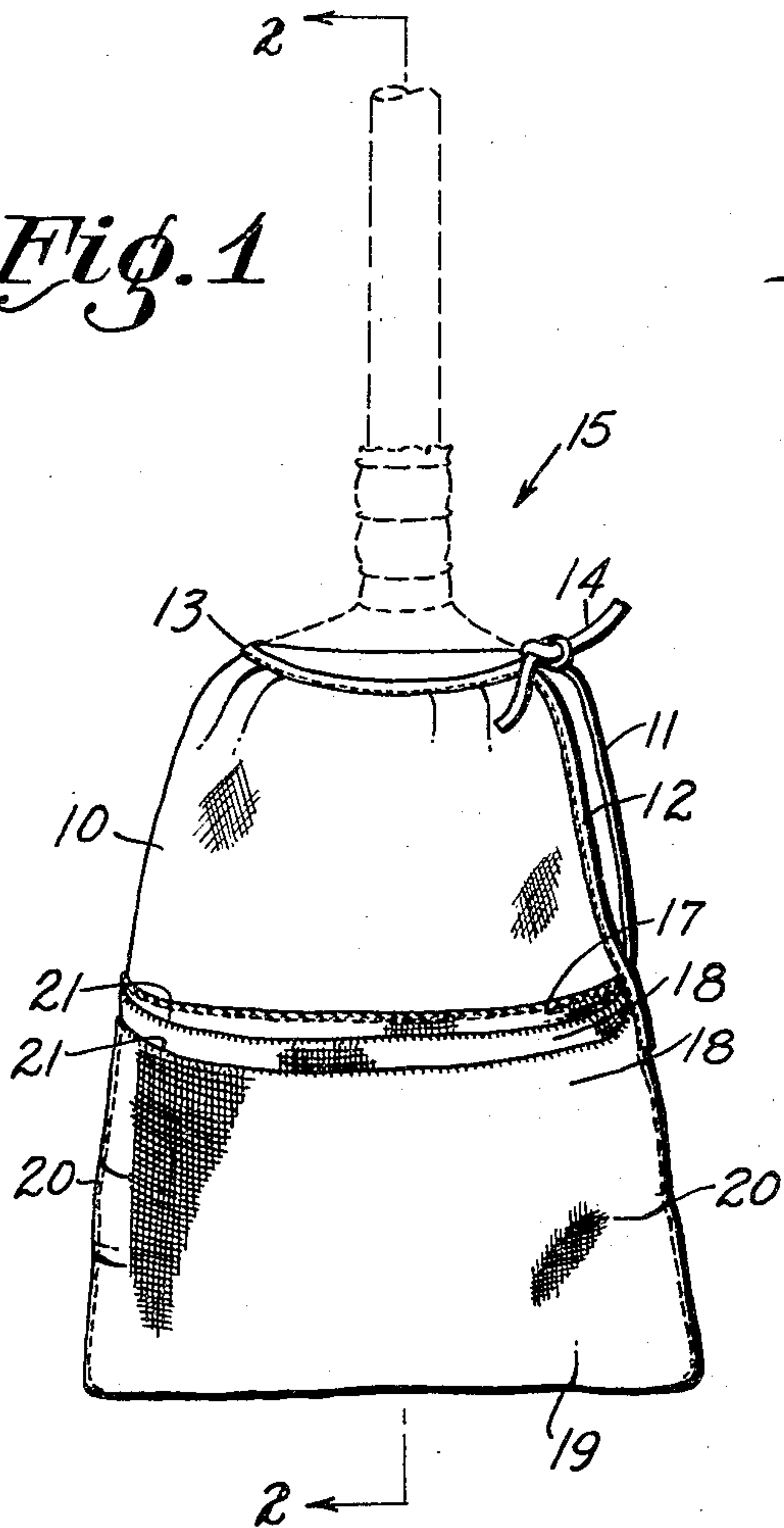


Fig. 2

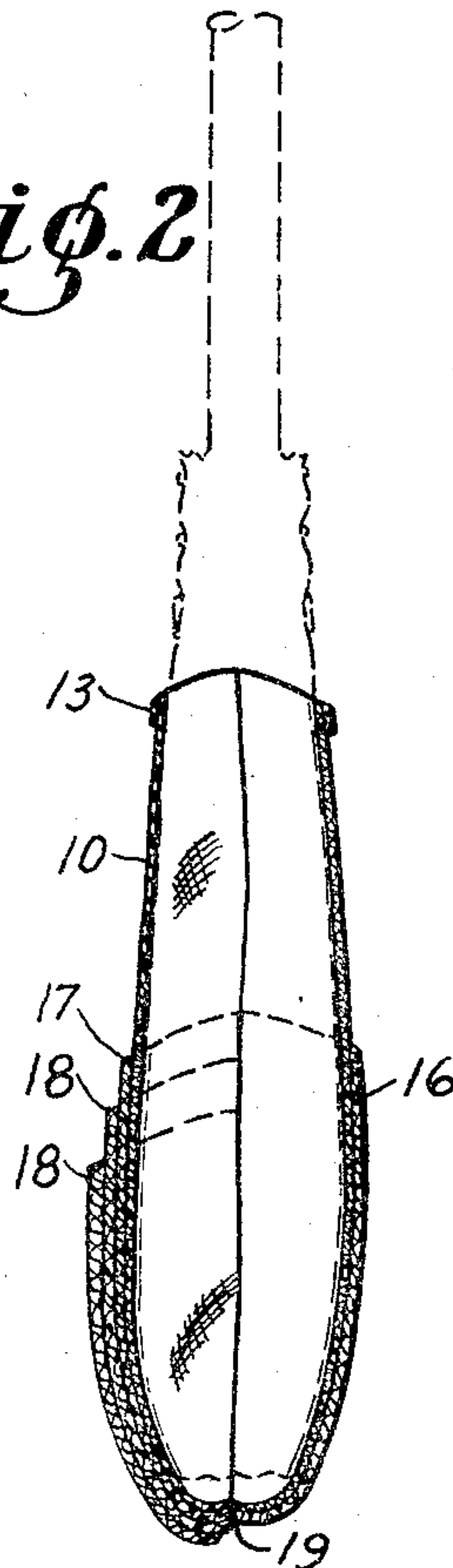
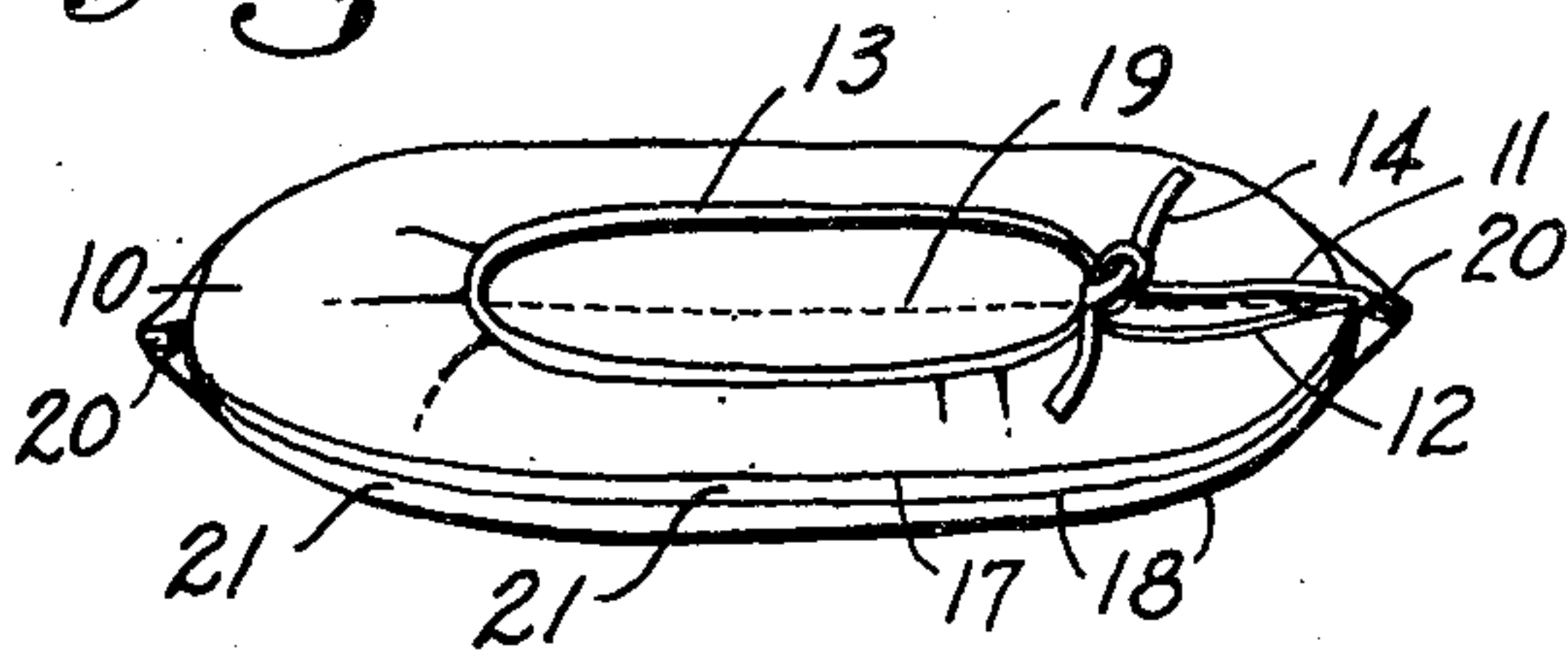


Fig. 3



BARBARA V. HALL,
INVENTOR.

BY
Wilfred Lawson
ATTORNEY.

1

2,709,824

DUST MOP FOR APPLICATION TO A BROOM OR OTHER CARRIER

Barbara Vallo Hall, Altadena, Calif.

Application July 29, 1949, Serial No. 107,539

2 Claims. (Cl. 15—247)

This invention relates to dust mops and more particularly to such mops which are secured to brooms and cover the brush part thereof.

Broom cover dust mops known heretofore consist of bags of textile material slipped over the bristles of the broom and secured to the broom by tying with strings or tape fastened on the bags. These broom cover dust mops become dirty very quickly and when cleaning the walls and ceilings of several rooms it is necessary to replace the bag frequently with a clean one.

The primary object of this invention is to overcome this difficulty and to provide a broom cover dust mop which is equipped with a plurality of dust cloths overlying each other and adapted to be used in succession without removing the dust mop from the broom.

Another object of the invention is to provide a broom cover dust mop of the character indicated above comprising a canvas bag or the like adapted to receive the bristles of a broom and having the lower outer surface portion of each of its sides covered by a dust cloth.

A further object of the invention is to provide a broom cover dust mop of the character indicated above having a plurality of additional dust cloths secured thereon overlying the dust cloth covering one side portion of the canvas bag and adapted to be individually pulled downwardly and around the lower edge of the bag into position overlying the dust cloth covering the lower portion of the other side of the bag.

The invention consists in the details of construction and in the combination and arrangement of the several parts of my improved dust mop, whereby certain advantages are attained, as will be hereinafter more fully set forth.

In order that my invention may be better understood, I will now proceed to describe the same with reference to the accompanying drawings wherein:

Figure 1 is a view in side elevation of a dust mop constructed in accordance with the invention, showing in broken lines, a portion of a broom to which the mop is applied.

Figure 2 is a sectional view taken substantially on the line 2—2 of Figure 1.

Figure 3 is a top view of the mop.

Referring more particularly to the drawing, the broom cover dust mop of the present invention comprises a flat bag 10 preferably made from canvas or the like and provided in the upper portion of one of its side margins with a longitudinal slot 11, the edges of which are reinforced by tape 12 secured to the bag 10 by sewing. The upper edge of the bag 10 is reinforced by tape 13 sewn onto the bag and extending beyond the edges of the slot 11 to form bands 14 by means of which the bag is tied onto the head of a broom 15, after the head of said broom is inserted in the bag. The

2

slot 11 facilitates the placing of the bag over the broom head or bristles.

The lower portion of the outside surface of each side of the bag 10 is covered by a dust cloth 16 secured to the bag by sewing as at 17. Over one of the dust cloths 16 a plurality of additional dust cloths 18 is disposed and all the dust cloths 16 and 18 are secured to the bag 10 by sewing as at 19 along the bottom edge of said bag and at 20 along the two lateral edge seams of the bag. The free top edges 21 of the additional dust cloths 18 are reinforced in any preferred suitable manner as, for instance, by overcasting the edges.

The above described dust mop is attached to a broom 15 by inserting the head, or bristles of the broom, into the bag 10 and tying the bands 14 around the broom to secure the mop in working position. This provides two dusting or mopping surfaces, one on each side of the bag 10. One is represented by the outside surface of the outermost dust cloth 18 and the other by the outside surface of the dust cloth 16 disposed on the side of the bag. When the dust cloths are soiled, clean mopping surfaces can be had by first slipping the bag from the broom head and simply pulling the outermost dust cloth 18 down, around the bottom edge of the bag and up on the other side, so that the clean inner surface of said dust cloth is ready for use, and the next dust cloth is uncovered, so that two new clean dusting surfaces are presented and the bag is then replaced on the broom head for use.

This can be repeated until both sides of all additional dust cloths 18 have been used, when the dust mop can be removed for the purpose of washing it.

I claim:

1. A broom cover dust mop comprising a textile bag adapted to receive a broom head, the bag being open at the top and said opening extending down along one edge through approximately half the length of the bag, means encircling the edge of the top opening for closing the same, a dust cloth covering approximately the lower half of each side of the bag and secured along its top edge to the bag, a plurality of layers of dust cloths overlying the first cloth, and stitching along the bottom and side edges of the first cloth and the plurality of cloths and securing the several cloths to the bag, said layers of cloths being free along their top edges and adapted to be turned from one side of the bag to lie flatly against the opposite side thereof for use.

2. A broom cover dust mop comprising a textile bag adapted to receive a broom head, the bag being open at the top, means encircling the edge of the top opening for closing the same, a dust cloth covering approximately the lower half of each side of the bag and secured along its top edge to the bag, a plurality of layers of dust cloths overlying the first cloth, and stitching along the bottom and side edges of the first cloth and the plurality of cloths and securing the several cloths to the bag, said layers of cloths being free along their top edges and adapted to be turned from one side of the bag to lie flatly against the opposite side thereof for use.

References Cited in the file of this patent

UNITED STATES PATENTS

1,120,038	Dodd	Dec. 8, 1914
1,476,396	Dickson	Dec. 4, 1923
1,609,226	Van Dusen	Nov. 30, 1926
1,804,504	Henderson	May 12, 1931
1,929,082	Simon	Oct. 3, 1933
2,221,305	Chase	Nov. 12, 1940
2,293,461	Gougeon	Aug. 18, 1942