

Feb. 24, 1953

E. J. DUHAIME ET AL

2,629,388

COMBINED CIGARETTE CONTAINER AND ASH TRAY

Filed June 4, 1949

Fig. 1

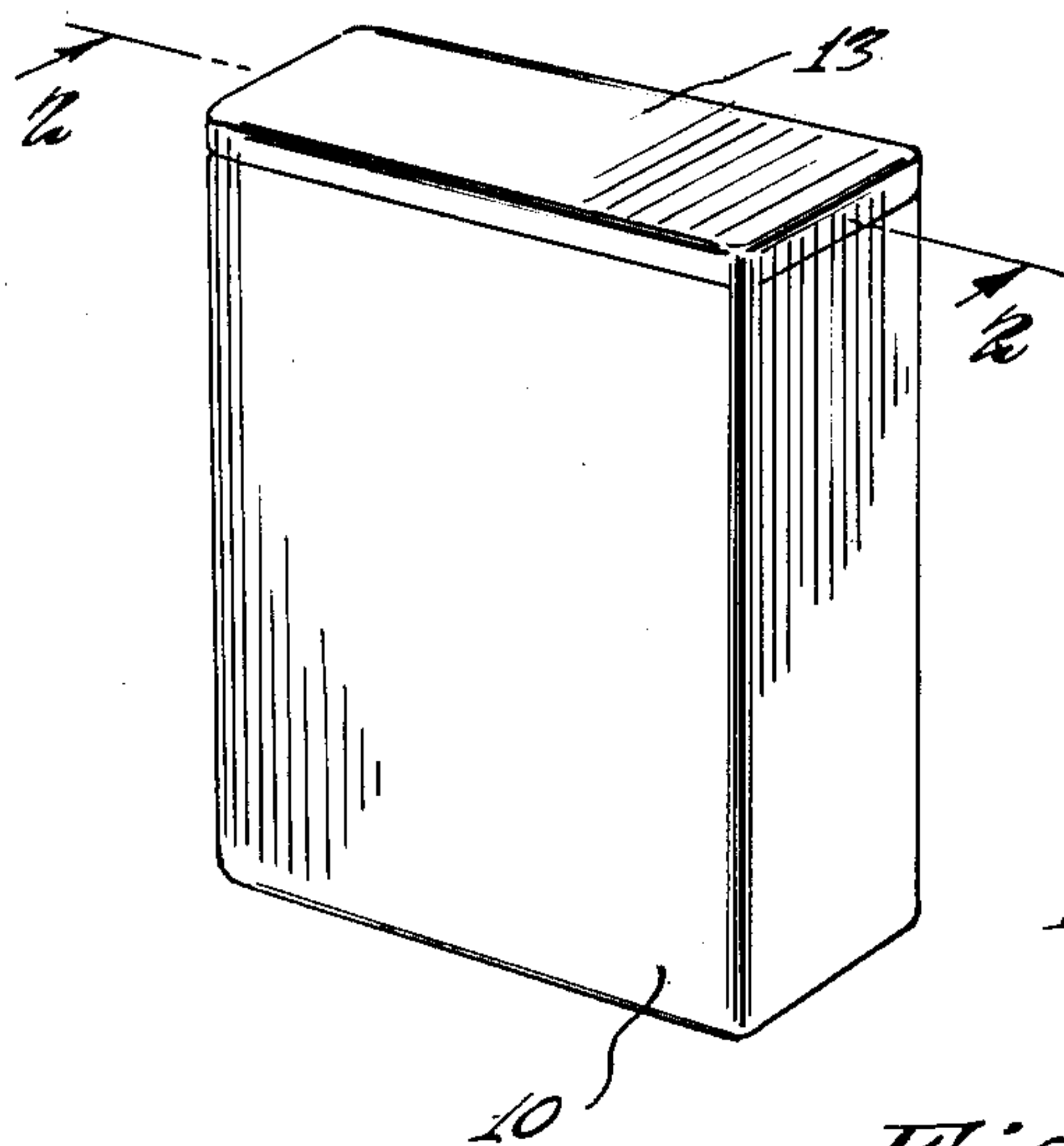


Fig. 2




Fig. 3

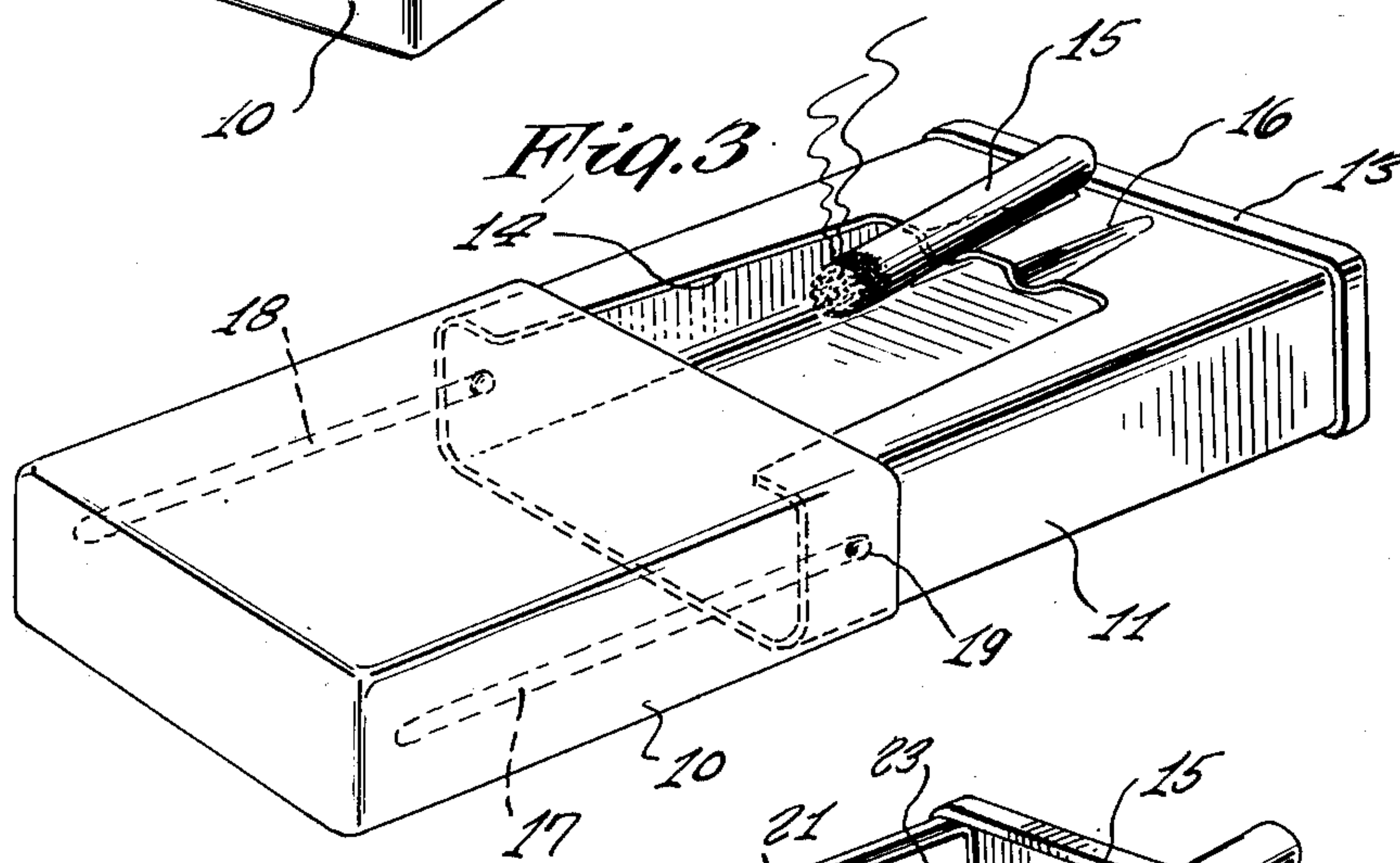
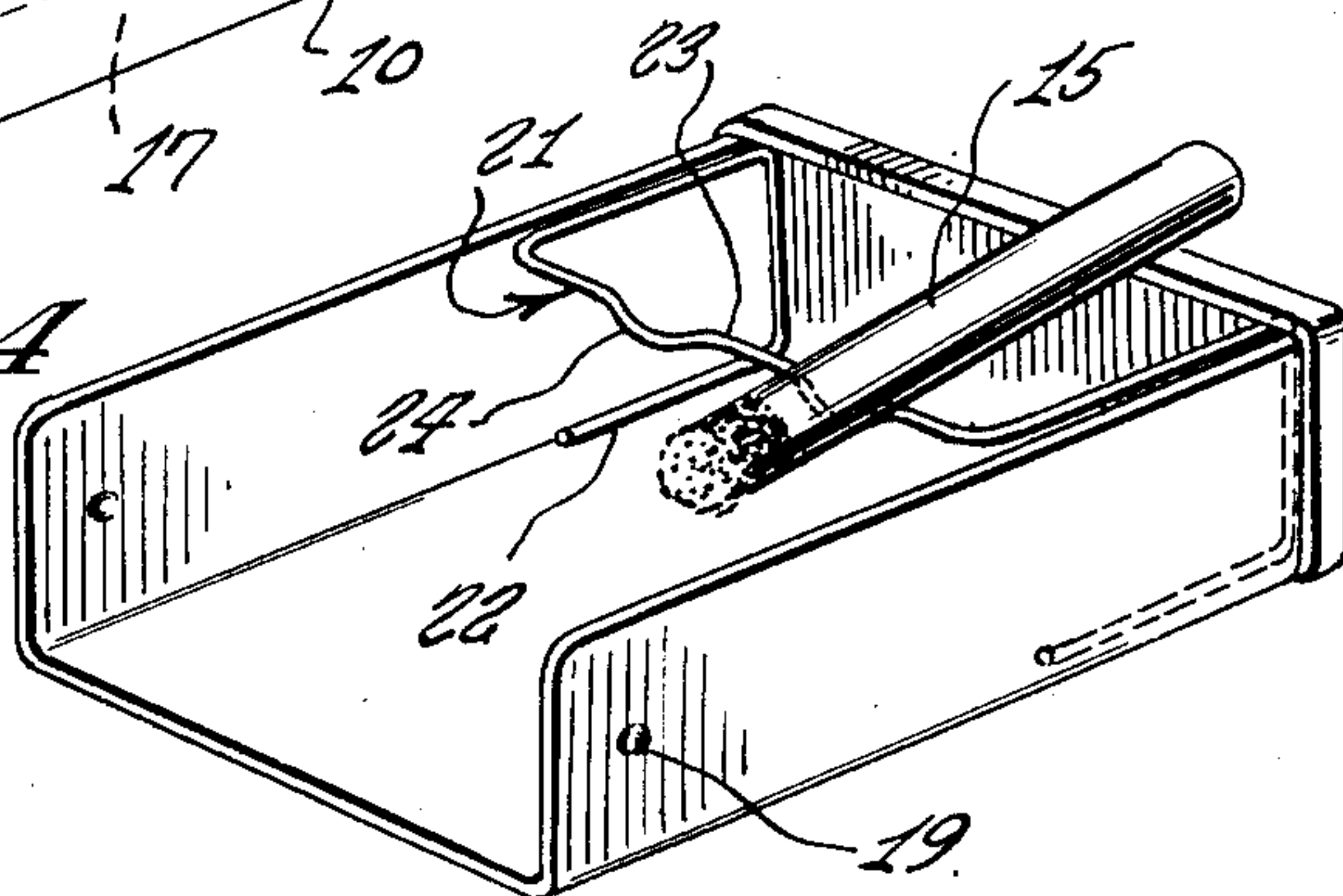


Fig. 4



INVENTORS
EDWARD J. DUHAIME
& FRANK J. MUSACCHIA
BY

Carl Miller
ATTORNEY

UNITED STATES PATENT OFFICE

2,629,388

COMBINED CIGARETTE CONTAINER AND
ASH TRAYEdward J. Duhaime, Brooklyn, and Frank J.
Musacchia, Jamaica, N. Y.

Application June 4, 1949, Serial No. 97,104

1 Claim. (Cl. 131—242)

1

This invention relates to a combined cigarette container and ash tray.

It is an object of the present invention to provide a combined cigarette container or case and ash tray wherein upon the cigarettes being removed from the case, the parts thereof can be used as an ash tray. When the cigarettes are removed from the case ashes may be confined within the case with one part of the case serving as a cover to enclose the contents thereof to permit transportation in the pocket to an outside location where said contents may be readily discarded.

It is another object of the present invention to provide an ash tray having an inner part with an open end whereby to facilitate the dumping of the ashes upon the removal of the outer case from the inner case.

Other objects of the present invention are to provide a combined cigarette container and ash tray which is of simple construction, inexpensive to manufacture, has a minimum number of parts, easy to operate, compact and durable, convenient to use and efficient in operation.

For other objects and for a better understanding of the invention, reference may be had to the following detailed description taken in connection with the accompanying drawing, in which:

Fig. 1 is a perspective view of the combined cigarette container and ash tray embodying the features of the present invention.

Fig. 2 is a sectional view taken on line 2—2 of Fig. 1.

Fig. 3 is a perspective view of the inner part withdrawn from the outer part.

Fig. 4 is a perspective view of a modified form of the inner part wherein the wire support is used for the cigarette.

Referring now to the figures, 10 represents an outer case into which can be slid an inner case 11. The inner case is of such size as to accommodate a package of cigarettes 12. The inner case 11 has an enlarged head portion or top 13 providing for a flange adapted to engage with the edge of the outer case 10.

The opposite end of the inner case 11 is open to facilitate the discharge of ashes from the same when the parts are used as an ash tray. One side of the inner case 11 is cut away at 14 for depositing ashes from a cigarette 15 upon the bottom of the inner case part 11. The inner case part is depressed, as indicated at 16, providing recesses to hold the cigarette against displacement upon the inner case 11 and to prevent it from rolling off the same.

2

The outer case has grooves 17 and 18 upon the opposite sides of the same receiving projections 19 in the sides of the inner case whereby the outward movement of the outer case 10 can be limited. The ashes, after they have been dropped on the bottom of the inner casing 11, can be slid into the outer casing 10, Fig. 3. Likewise, the outer casing 10 can be closed upon the inner casing 11 to provide a convenient package for transporting these ashes to a location where they can be discarded.

In Fig. 4, there is shown a modified form of the invention wherein the top of the inner case is opened over the full extent thereof and a wire support 21 is disposed in the inner casing to support the cigarette 15. This wire is bent at its end to provide feet portions 22 and has a transverse portion 23 with bends 24 therein for holding the cigarette against lateral displacement on the support.

The purpose of the combined cigarette case and ash tray is three-fold. It acts as a cigarette container and case to keep the cigarettes fresh, firm, free from crushing while being carried in the pockets, and to keep tobacco particles from accumulating in the pockets or handbag.

It also may be used as an ash tray to deposit burned ashes and cigarettes which is handy to carry and permits the smoker to smoke at times when it is not convenient to do so because of the lack of an ash tray. It will also be apparent that the outer casing can serve as an advertising medium.

While various changes may be made in the detail construction, it shall be understood that such changes shall be within the spirit and scope of the present invention as defined by the appended claim.

Having thus set forth and disclosed the nature of our invention, what is claimed is:

A combined cigarette case and ash tray comprising an open end container and a closure for said container, said closure having an open end defined by side walls, a bottom wall and flanges extending from the side walls inwardly over the bottom wall and at opposite portions in spaced relation to each other to define a gap, said closure having a closed end and a flange extending therefrom provided with recesses to receive cigarettes, said recesses extending from the closed end to the space between the side wall flanges, whereby a cigarette resting in a recess may have its lighted end in a position over the gap between the side wall flanges, so that any ashes falling therefrom may drop on the bottom of the closure, said

3

container being adapted to receive the ashes when dislodged from the bottom of said closure when the combined cigarette case and ash tray is tilted to upright position.

EDWARD J. DUHAIME.
FRANK J. MUSACCHIA.

REFERENCES CITED

The following references are of record in the 10 file of this patent:

UNITED STATES PATENTS		
Number	Name	Date
772,627	McIntosh	Oct. 18, 1904
842,613	Bigelow	Jan. 29, 1907

Number
918,928
1,472,149
1,499,054
5 1,503,949
1,848,652
1,902,028
2,165,885
2,183,375

4

Name	Date
Thomas	Apr. 20, 1909
Bernard	Oct. 30, 1923
Ford	June 24, 1924
Helm	Aug. 5, 1924
Pence	Mar. 8, 1932
Heywood	Mar. 21, 1933
Cotton	July 11, 1939
Weiske	Dec. 12, 1939

FOREIGN PATENTS

Country	Date
Great Britain	June 18, 1925
Great Britain	Aug. 28, 1944
France	Dec. 3, 1931