

Feb. 24, 1953

W. MUELLER

2,629,241

HOSIERY

Filed Aug. 1, 1949

2 SHEETS—SHEET 1

FIG. 1.

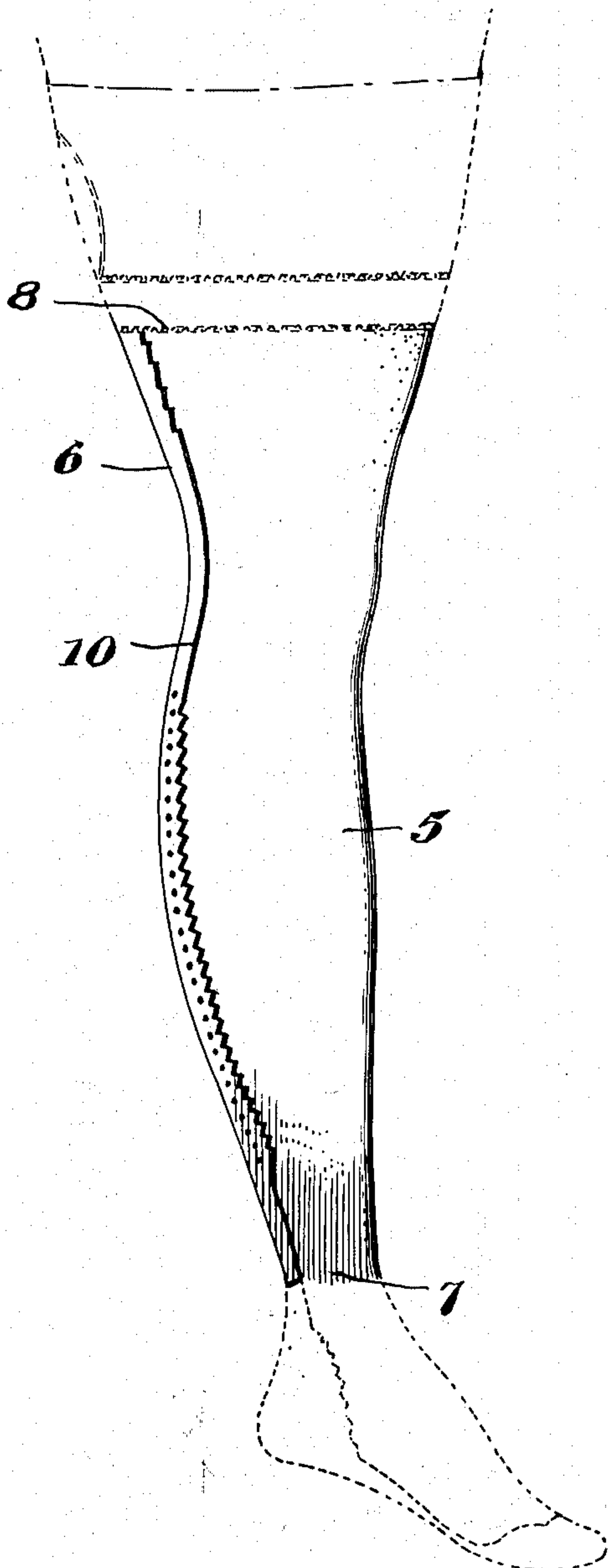
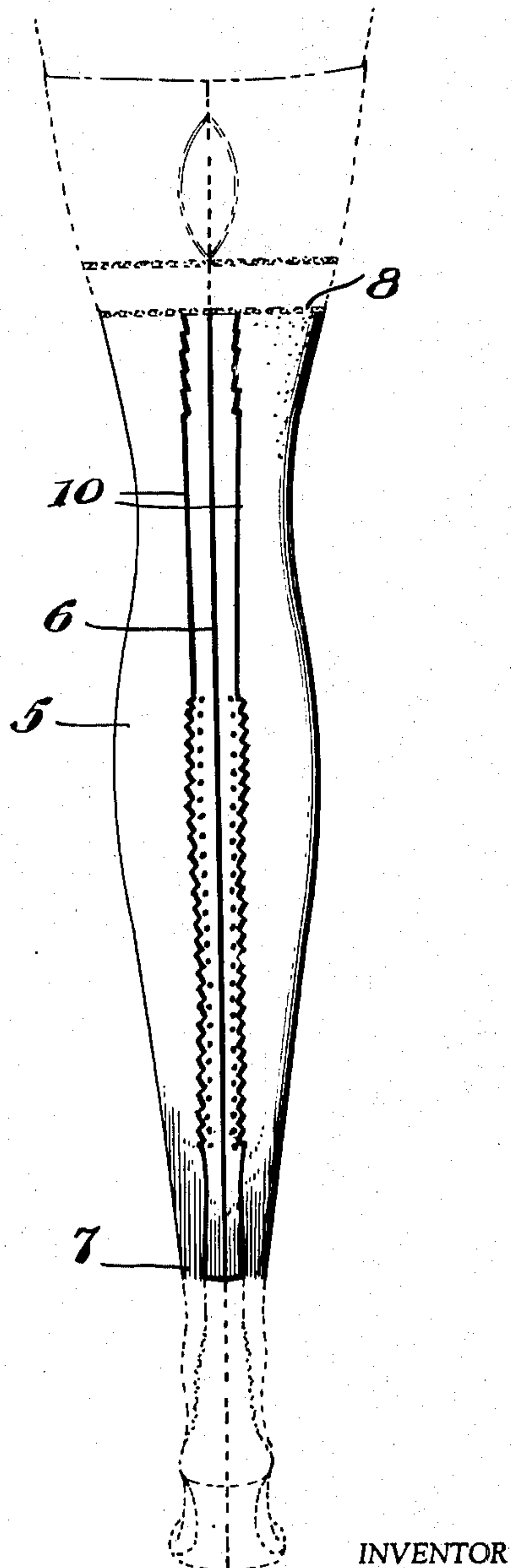


FIG. 2.



INVENTOR

Walter Mueller.

BY Robert F. Beck

ATTORNEY

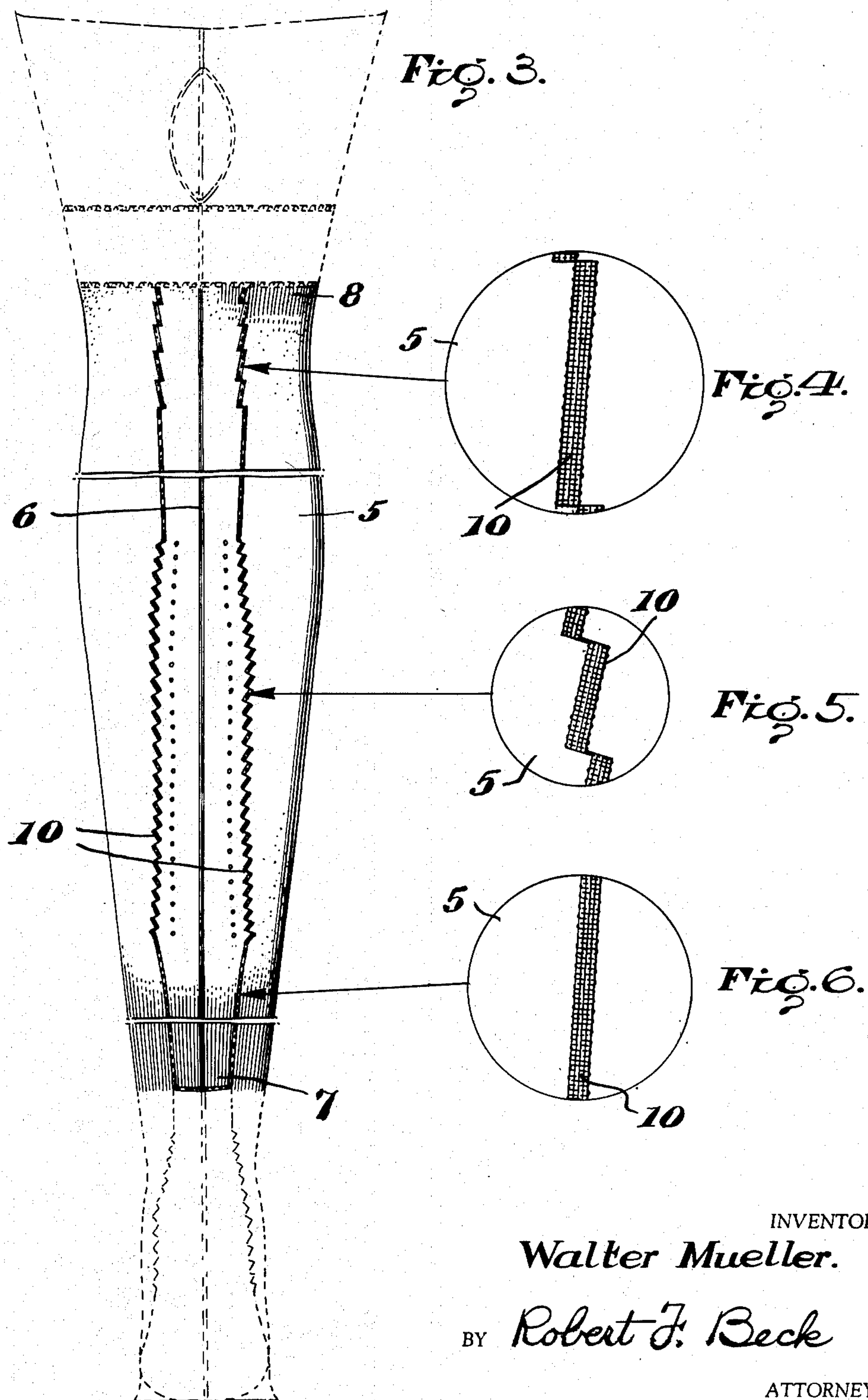
Feb. 24, 1953

W. MUELLER
HOSIERY

2,629,241

Filed Aug. 1, 1949

2 SHEETS—SHEET 2



UNITED STATES PATENT OFFICE

2,629,241

HOSIERY

Walter Mueller, Clifton, N. J.

Application August 1, 1949, Serial No. 107,959

3 Claims. (Cl. 66—181)

1

My invention relates to hosiery and more particularly to a stocking or the like, which is of the full-fashioned type adapted to be knit on a flat machine.

The lower ends of the initially substantially parallel rows of fashioning marks of a conventional full-fashioned stocking, when worn, tend to diverge at approximately the point where the calf of the leg begins to taper downwardly, with the result that there is produced the visual effect of a thick rather than a thin ankle, and in the actual instance of a relatively thick ankle, the latter is greatly accentuated. In order to overcome this accentuation or visual effect, the fashion marks could be arranged in close proximity to the selvedge and then to a large extent concealed in the seam when the stocking blank is sewed. However, this is not desirable because the average purchaser could not distinguish a full-fashioned stocking from another type provided with a mock seam, it being understood, that the visual location of the fashioning marks are primarily for the purpose of indicating that the stocking is made on a flat machine and not because the marks are, per se, desirable.

It has also been proposed to terminate the fashioning marks appreciably above the heel of the stocking by merging the marks within the seam as disclosed in United States Letters Patent 2,104,901. Inasmuch as the fashioning marks are of a minute character, they are not readily discernible except at extremely close range, thereby negating their effect to any appreciable extent.

Obviously, any attempt to utilize the fashioning marks for the purpose of creating an optical illusion whereby the leg assumes a slenderized appearance and the thickness of the ankle is attenuated, becomes impractical and undesirable by reason of the minute character of the marks and their confinement to a restricted preestablished zone.

One of the objects of my invention is to provide a lady's stocking which is fabricated in a manner to create a visual effect of a slender leg, a small ankle and/or attenuate a relatively thick ankle.

Another object of my invention is to provide a stocking wherein the means employed for creating the aforementioned effect and attenuating the ankle forms part of the stocking.

A further object of my invention is to provide a stocking having means of the foregoing described character which may be knitted within the stocking during its fabrication, printed or otherwise applied thereto in the form of sham seams or the like.

2

An important object of my invention is to provide a stocking provided with means of the foregoing described character and which is simple in construction, durable in use, economical in manufacture and which lends a pleasing and attractive appearance when in use.

Another important object of my invention is to provide a method of incorporating within a lady's stocking means for creating the visual effect of a slender leg and/or the attenuation of a relatively thick ankle.

With the above and other objects in view, as will hereinafter appear, the invention consists in the combination and arrangement of parts hereinafter set forth and illustrated in the accompanying drawings from which the several features of the invention and the advantages attained thereby will be readily understood by those skilled in the art.

Referring to the drawings wherein like reference characters designate like parts throughout the several views:

Figure 1 is a side elevation of a stocking constructed in accordance with my invention.

Figure 2 is a rear view thereof.

Figure 3 is a rear view on an enlarged scale.

Figures 4, 5 and 6 are fragmentary enlarged views of one of the mock or sham seams and of the portions thereof indicated by the arrows in Figure 3.

In practicing my invention, as illustrated in the drawing, a lady's stocking 5 of the full-fashioned type is provided with the usual rear or center seam 6 extending throughout the length of the leg between the heel and top sections 7 and 8, respectively and having fabricated there-with contour simulating means comprising a pair of mock or sham seams, lines or the like 10 with one of the seams 10 disposed laterally on each side of the center seam 6. The seams 10 may each be spaced from the center seam 6 the width of one or more of the usual wales with which the stocking is fabricated the distances between the center seam 6 and the seams 10 varying throughout their lengths to conform to a preestablished design whereby to convey the visual effect of a slender leg and small ankle.

The lines or mock seams 10, when the stocking is knitted at the calf portion of the leg, are worked both parallel and horizontal in relation to the adjacent wales, thus creating a zig-zag effect as disclosed in the drawings. Actually, this zig-zag effect is due to the knitting of each of the mock seams by reason of it being transferred from one wale to another during fabrication of the stocking and as the latter is nar-

3

rowed to a smaller width portion. The zig-zag construction of the mock or sham seams permits them to be fabricated in any portion of the stocking and has no relation with the fashioning marks. The contour simulating means thus created tends to give the visual effect of a slender leg when viewed from either the side or rear of the stocking and which means extends from the top of the stocking to the heel thereof. Furthermore, the mock seams may be incorporated within the stocking in such a manner and in sufficient and varying spaced relation to the center seam 6 as to effectively create the illusion of a slender leg having a relatively thin ankle, especially in those instances where the leg is relatively thick immediately subjacent the calf.

Without further elaboration, the foregoing will so fully explain the invention that others may, by applying current knowledge, readily adapt the same for use under various conditions of service. Furthermore, it is to be understood that the invention is not limited to the specific construction as illustrated and described as the same is only illustrative of the principles involved which are capable of extended application in various forms and the invention comprehends all construction within the scope of the appended claims.

What I claim is:

1. In an article of manufacture, a full-fashioned stocking having a rear seam extending between the heel and top of the stocking, and a pair of contour simulating mock seams extending between said top and heel and disposed in varying spaced relation on each side of said rear seam whereby to create the visual effect of a slender leg having a thin ankle when the stocking is worn on a leg which is relatively thick below the calf.

2. In an article of manufacture, a full-fashioned stocking having a rear seam extending be-

4

tween the heel and top of the stocking, and a pair of contour simulating sham seams extending between said top and heel and with one of said sham seams being disposed on each side of said rear seam and in varying spaced relation from said rear seam and from the other seam of said pair whereby to create the visual effect of a slender leg having a thin ankle when the stocking is worn on a leg which is relatively thick below the calf.

3. In a new article of manufacture, a full-fashioned stocking having a rear seam extending between the heel and top of the stocking, and contour simulating means extending between said top and heel, said means comprising a pair of mock seams with each of said mock seams being disposed on one side of said rear seam and spaced from the latter a varying distance throughout the length of said rear seam and the other mock seam, each of said mock seams having portions, interjacent their length, extending substantially horizontally and vertically relative to said rear seam to establish a zig-zag effect cooperating with remaining portions of said mock seams to create the visual effect of a slender leg having a thin ankle when the stocking is worn on a leg which is relatively thick below the calf.

WALTER MUELLER.

REFERENCES CITED

The following references are of record in the file of this patent:

UNITED STATES PATENTS

Number	Name	Date
1,491,757	Scott	Apr. 22, 1924
1,491,760	Scott	Apr. 22, 1924
1,697,255	Wolff	Jan. 1, 1929
1,892,359	Nebel	Dec. 27, 1932
2,104,901	Marden	Jan. 11, 1938
2,181,836	Smetana	Nov. 28, 1939