

Jan. 27, 1953

H. M. KORTH

2,626,736

UTILITY BRACELET

Filed Feb. 25, 1950

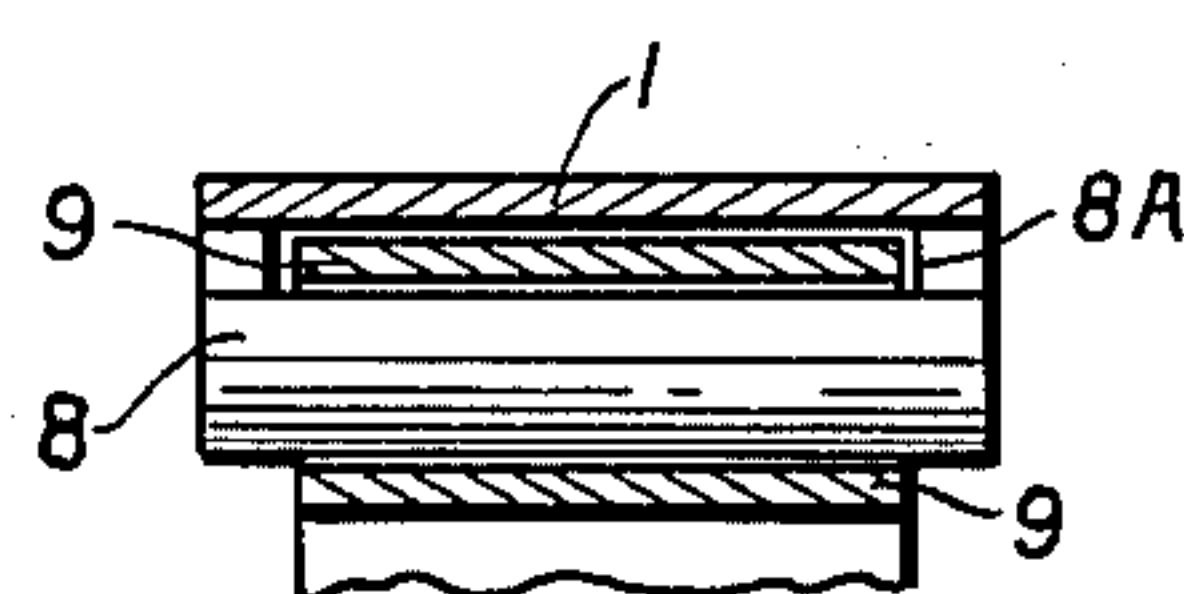
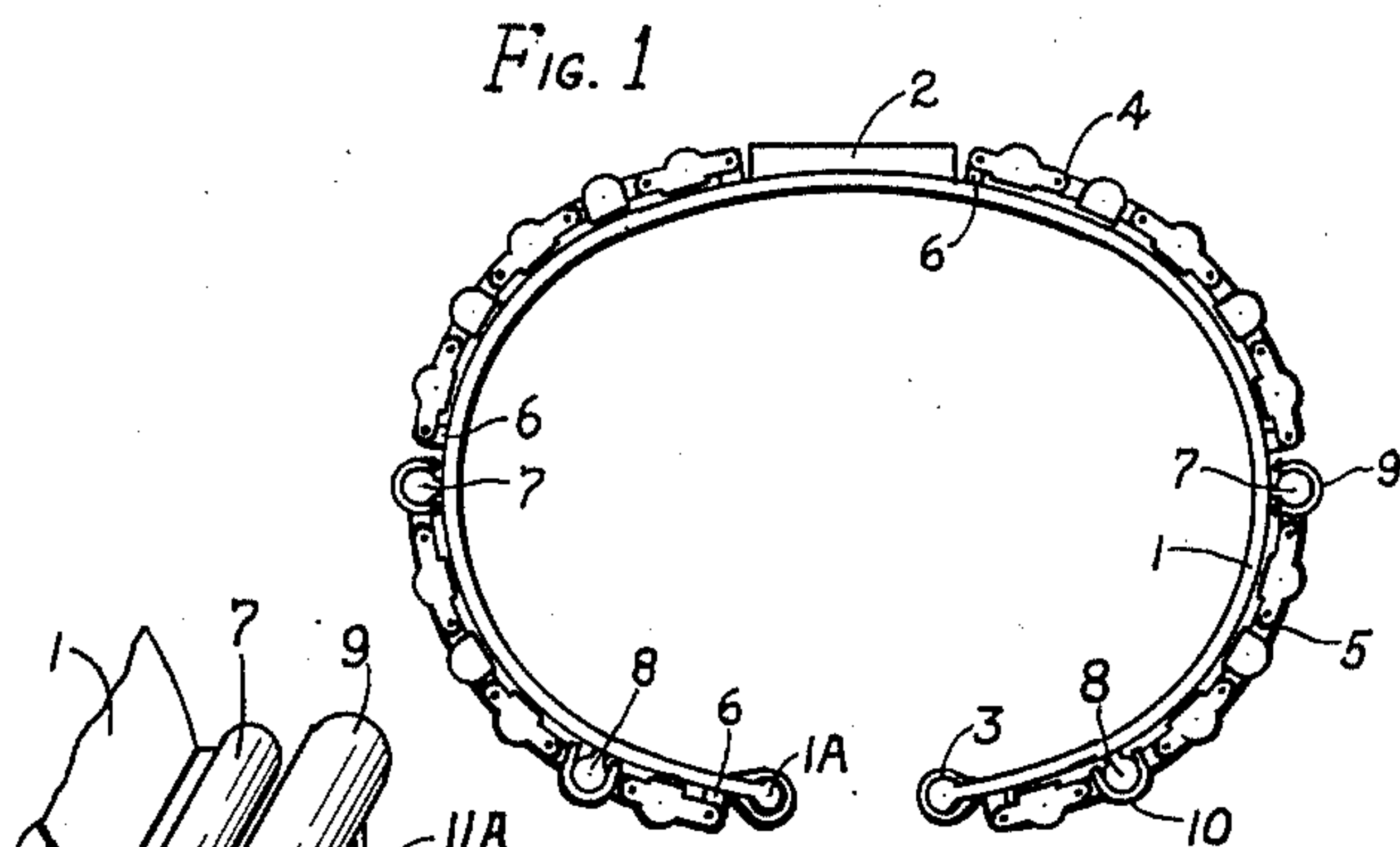


Fig. 4

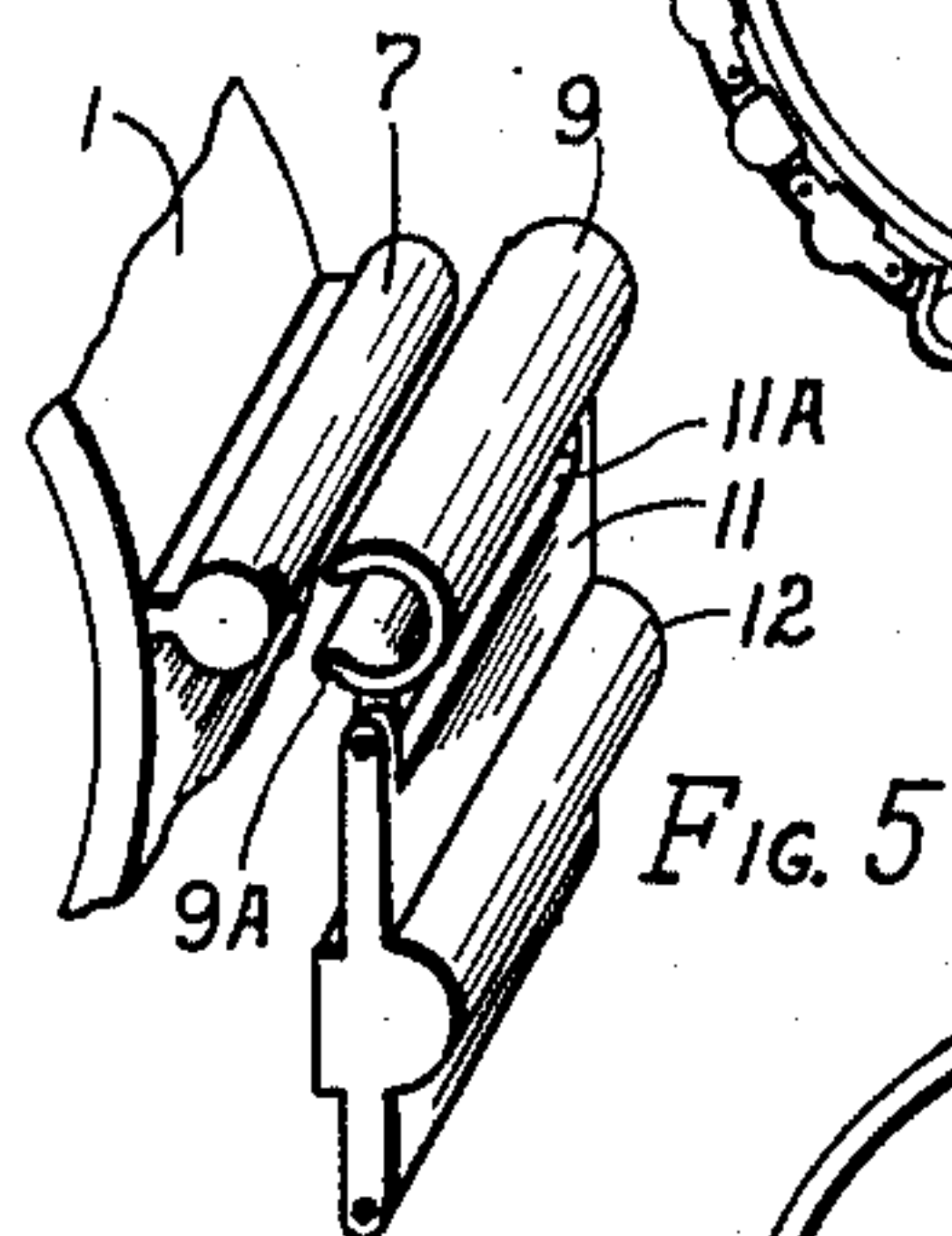


Fig. 5

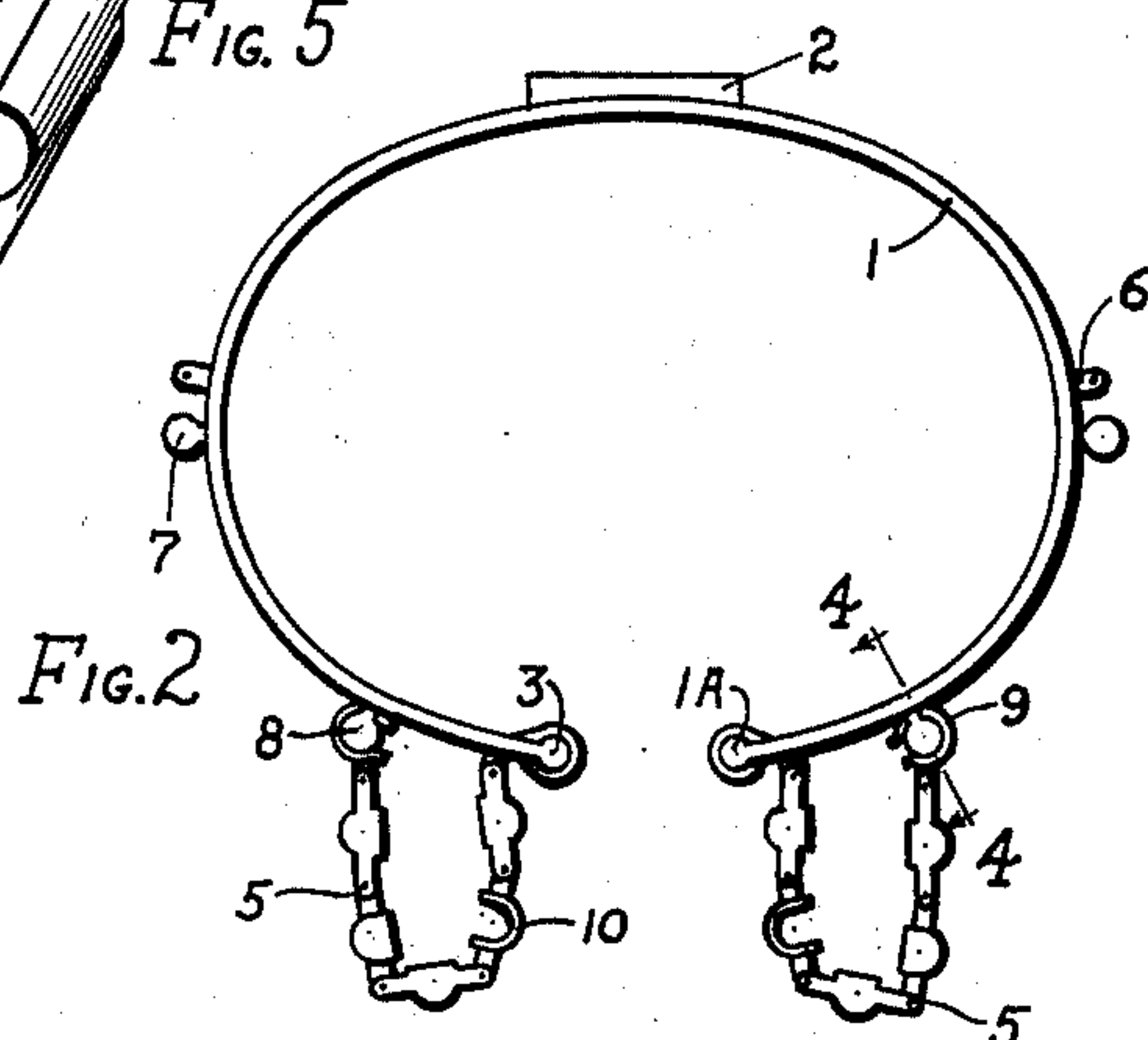


Fig. 2

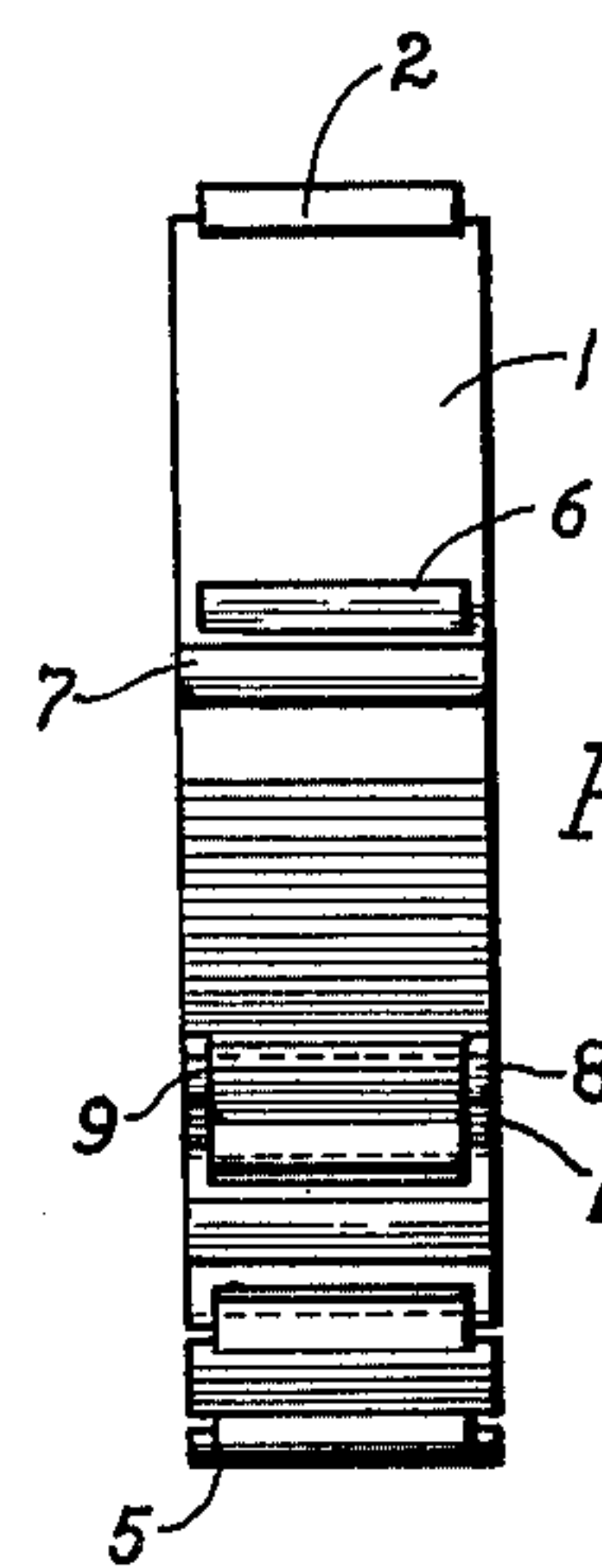


Fig. 6

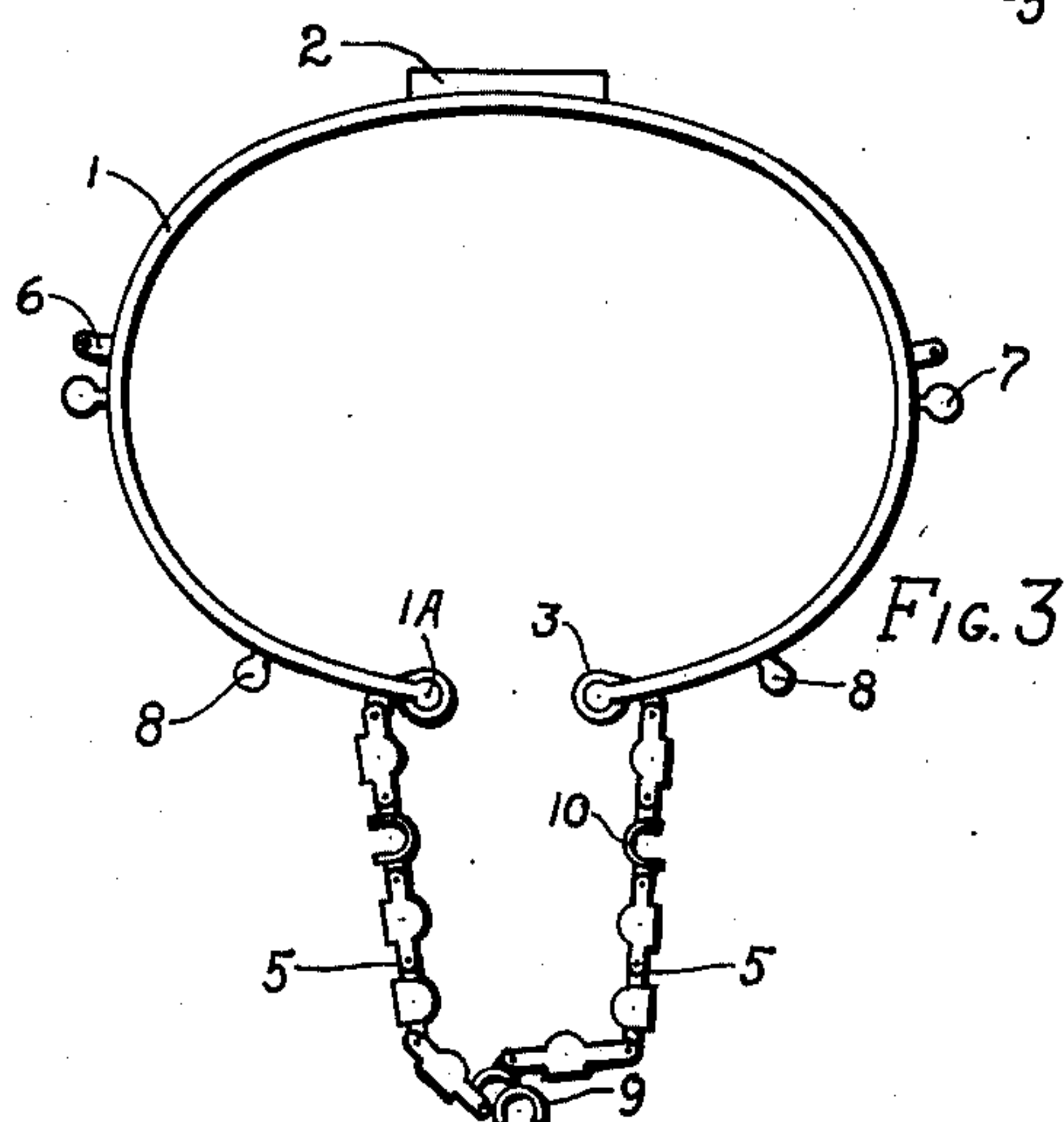


Fig. 3

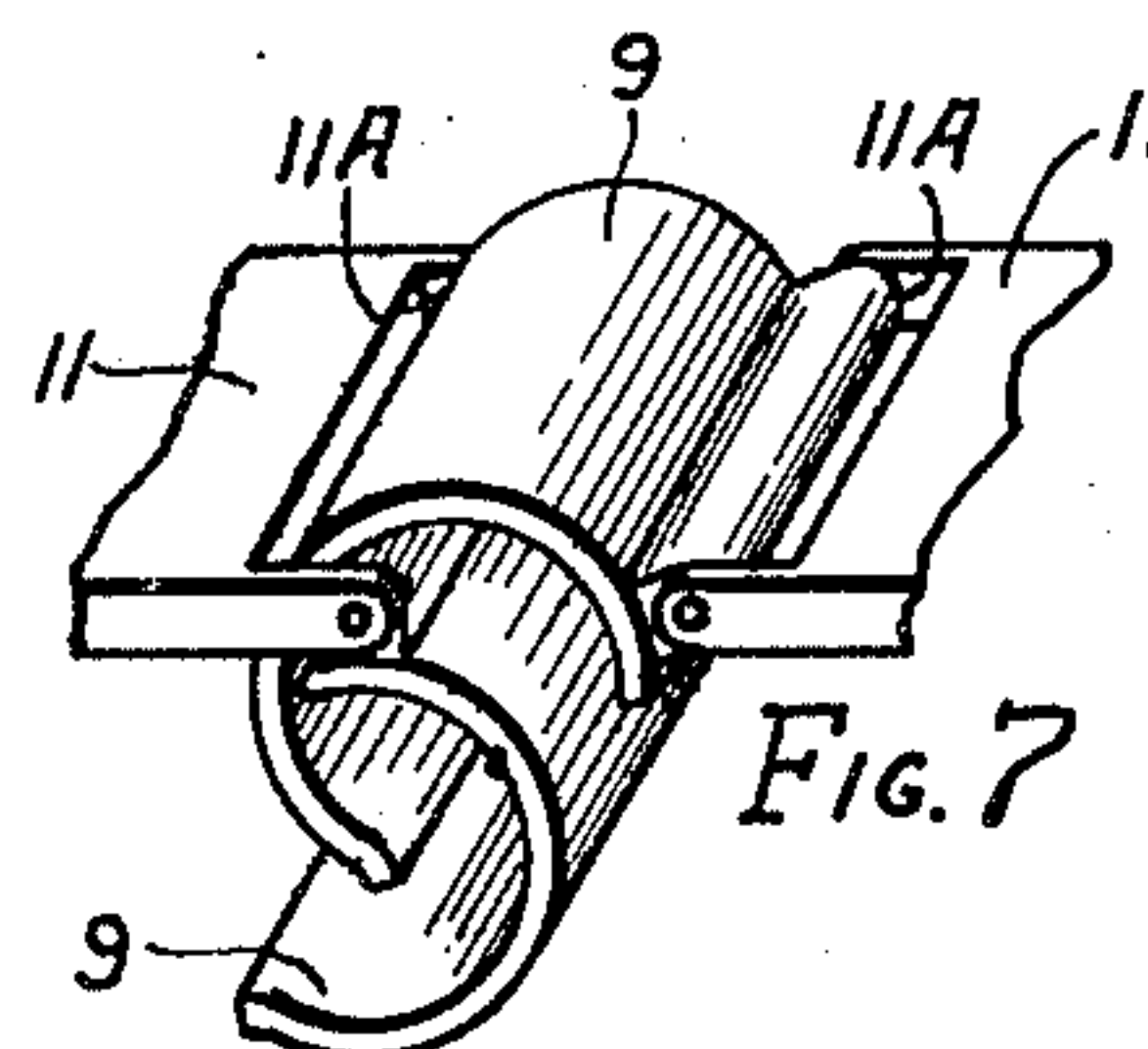


Fig. 7

INVENTOR.
HAZEL MAE KORTH.
BY *David H. Eckroad*
Attorney.

UNITED STATES PATENT OFFICE

2,626,736

UTILITY BRACELET

Hazel Mae Korth, Cleveland, Ohio

Application February 25, 1950, Serial No. 146,232

4 Claims. (Cl. 224—28)

1

My invention relates to new and useful improvements in items of jewelry to be worn and used for both an ornament and service.

The primary object of this invention is to provide a device in the form of a bracelet that serves not only as an article of jewelry but is also convenient for other purposes, particularly holding a purse.

Another object of the invention is the provision of a bracelet that is made of material that permits such bracelet being snapped on the wrist for safe wearing.

Another object of the invention is to provide a bracelet of the type described that is convertible from an article of jewelry to an article that may be used to serve a valuable and distinct service to the wearer.

Other objects attainable by the use of the invention will be readily apparent from a reading of the description and a reference to the accompanying drawings, in which:

Fig. 1 shows the complete invention to be worn as a bracelet.

Fig. 2 shows the bracelet with a part of the outside chain-like ornament placed in position for holding personal items.

Fig. 3 shows the bracelet adapted for holding a single item such as a purse.

Fig. 4 is a cross-sectional view of that portion of the bracelet taken on line 4—4 as shown in Fig. 2.

Fig. 5 shows views of different portions of parts of the bracelet.

Fig. 6 is a view in elevation, looking at the edge of the bracelet.

Fig. 7 shows the manner of connecting the free ends of the attached chain-like ornaments.

Description of the drawings: 1 refers to the body or snap-on part having the raised part 2, which provides for inscription of initials, name, etc., as desired. 3 refers to the loop, or ring-like ends of the chain-like ornaments attached over the ball ends 1A of the body of the bracelet. 4 is the chain-like portion of the device that is fixed permanently to the bracelet as disposed on the upper half of the bracelet body. 5 refers to the joints in the links that make up the chain-like ornamental part of the bracelet that is detachable from the ball-like supporting means 7 when desired. 8 is a ball shaped means to which the connecting part 9, on the detachable end of the chain-like ornament is attached to form a convenient support for personal items as desired.

In Figure 3 the member 9 on the one end of the ornamental chain-like parts forms a secure lock-

2

ing member when the two such opposed ends are desired to be connected as shown in Figure 3, the members 9 and manner of locking same together more clearly shown in Figure 7, when such parts are locked together as shown they provide a conventional and secure support for an item such as a purse. The U-shaped part 10 forms a part of the chain-like ornamental members and is adapted to fit over the ball-like supporting means 8 when the such chain-like member is attached over the lower portion of the bracelet by attaching the lock-end means 9 over the ball-like projecting support when such ornamental member is attached over the lower part of the bracelet. 6 is a projection from the body of the bracelet over which the ends of the permanently fixed upper part of the chain like parts are attached. 11 refers to the end part of one of the links, or sections of the chain formed ornament which is movably pinned to the end connection 8 by means of the pin 11A.

It will be understood from the foregoing description of parts and their relation to each other that I have invented a new and novel type of bracelet convenient for wearing as an ornament and for convenient use in several ways, some of which I will now describe.

The bracelet may be made of any desirable and suitable material, metal or plastic, which permits sufficient pliability, or resiliency to permit the ends to be spread sufficiently to snap over the wrist.

In Fig. 1, the bracelet is shown when worn as an item of jewelry, or as an ornament. The chain-like ornament parts are attached on the body of the bracelet in four sections. The two upper sections are fixed permanently to the body of the bracelet while the two lower sections are attached to the bracelet with the upper ends detachable. The lower ends of such sections are movably attached over the lower free ends of the bracelet which terminate in a ball shaped end and the lower end of the lower section of the chain-like parts fit over such ends so as to be movable thereon when such lower chain-like sections are attached over them.

As shown in Fig. 1, the connection 9 holds such lower chain sections securely on the body of the bracelet by attachment on and over the ball shaped projection 7, when 9 is disconnected from 7 and connected to a similar projecting support 8, the chain forms a loop as shown in Fig. 2, which is convenient for supporting personal items thereon.

To form a safe support for a purse, the two end connections 9 are attached together as shown

5

10

15

20

25

30

35

40

45

50

55

3

in Fig. 3, or shown enlarged in Fig. 7, the device provides a sure and safe means for preventing the loss of a purse by reason of the means provided for holding the purse securely by the device in place of laying it down when eating, or otherwise engaged, and then forgetting about it. Other personal items may be secured in the same manner.

I have shown and described my invention in a desired and convenient design and structure, however adaptations in use may require modifications in form or structure, or both, without departing from the basic features or spirit of the invention.

What I claim and desire to secure by Letters Patent is:

1. A bracelet of the character described, comprising a body in the form of a flat band of slightly flexible material in circular form and having cylindrical formed ends spaced apart, said body having chain-like ornamentations each removably attached at its lower end to the lower half portion of said body, said ornamentations on the lower half portion of the body provided with means removably attaching the upper end of same to said body to form a support depending from one of the spaced apart ends for personal items.

2. A bracelet as described in claim 1, the said ornamentations consisting of a plurality of link

4

sections movably connected together, the upper end of the said chain-like ornamentations attached on the said lower half portion of the body being attachable to a ball-like support fixed in the body, and the lower end of said chain-like ornamentations being movably attached on the said spaced apart ball end.

3. A bracelet as described in claim 2, the said attachable ends each having an oblong arcuate shaped member movably attached in a transverse position on the adjacent end of one of the said link sections by means of a pin.

4. A bracelet as described in claim 3, wherein a depending support for a purse or similar item is provided by means of joining the said arcuate shaped end members securely together.

HAZEL MAE KORTH.

REFERENCES CITED

The following references are of record in the file of this patent:

UNITED STATES PATENTS

Number	Name	Date
1,643,106	Williams	Sept. 20, 1927
2,354,485	Slaughter	July 25, 1944
2,388,297	Slaughter	Nov. 6, 1945
2,555,890	Korth	June 5, 1951