

Jan. 6, 1953

A. W. TAYLOR

2,624,456

TISSUE DISPENSING PACKET

Filed Sept. 8, 1950

FIG. 1.

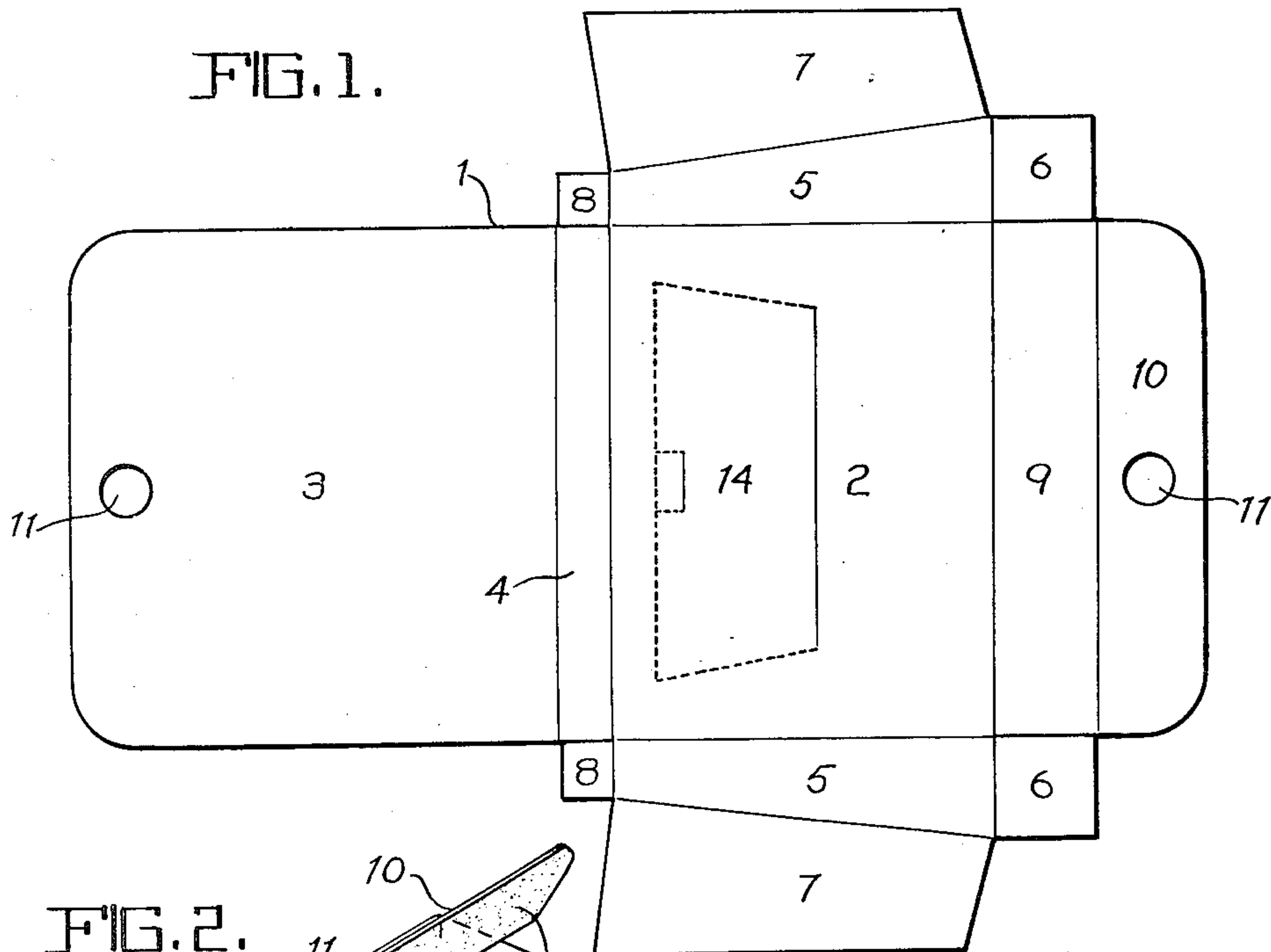


FIG. 2.

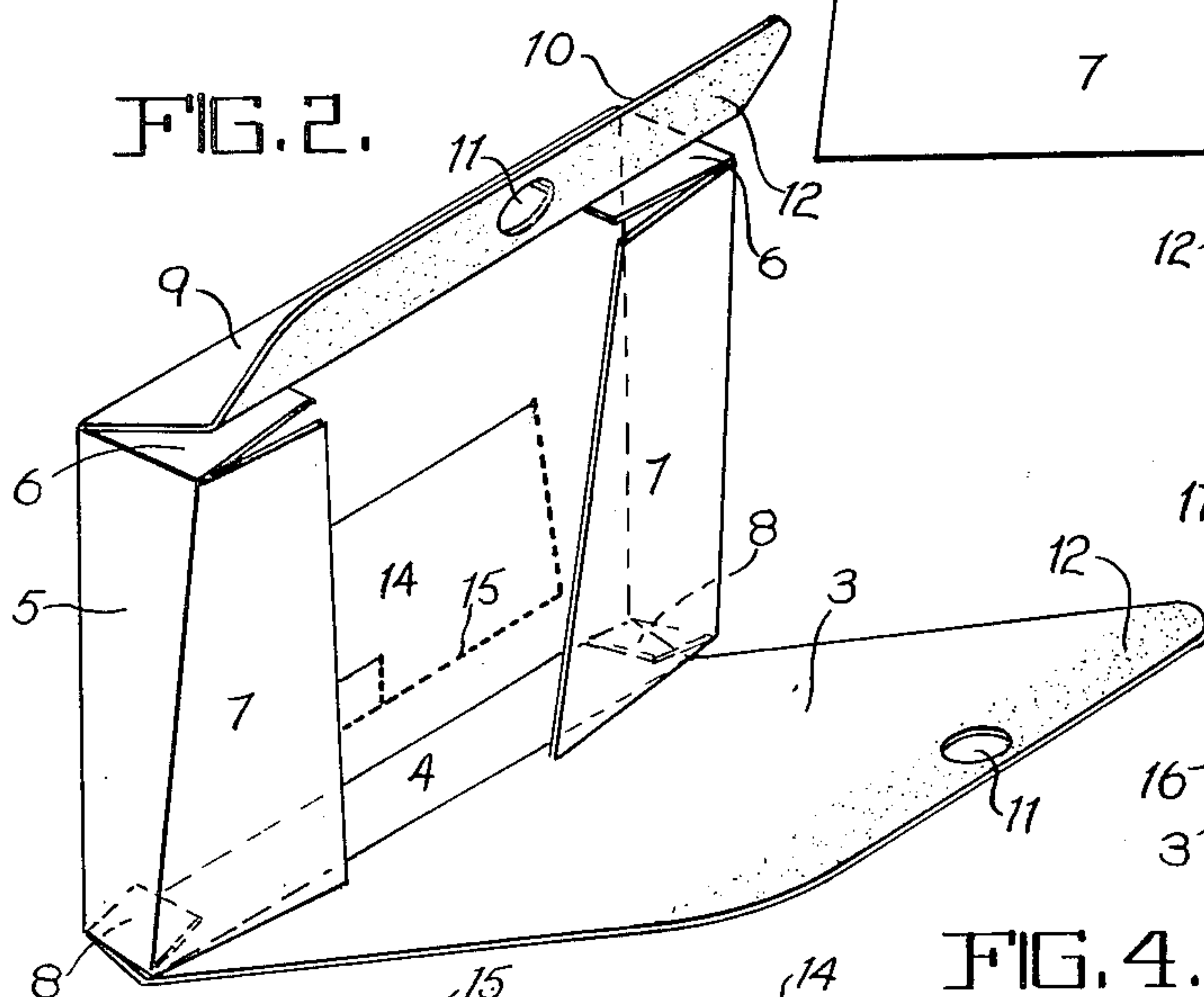


FIG. 3.

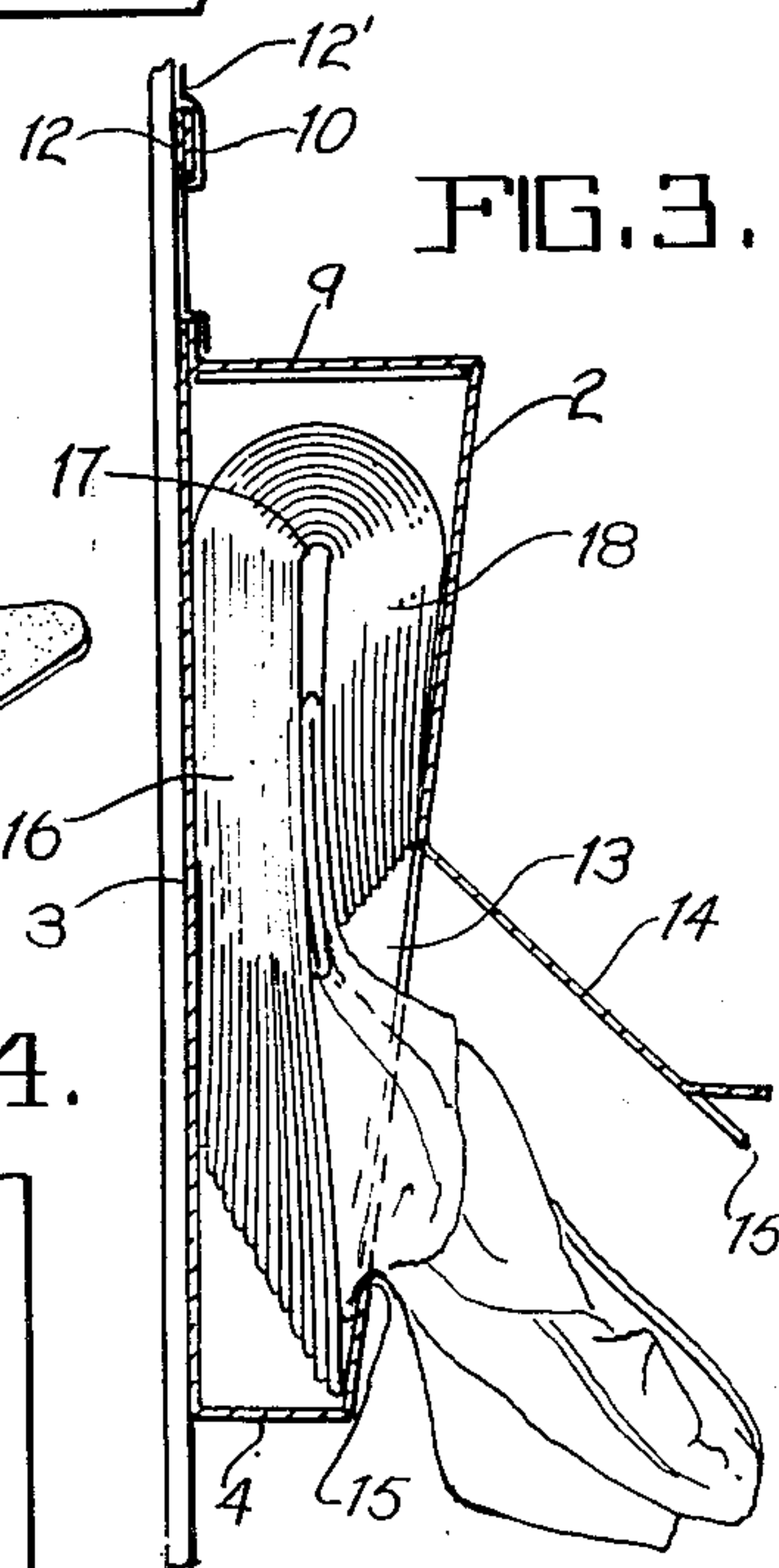
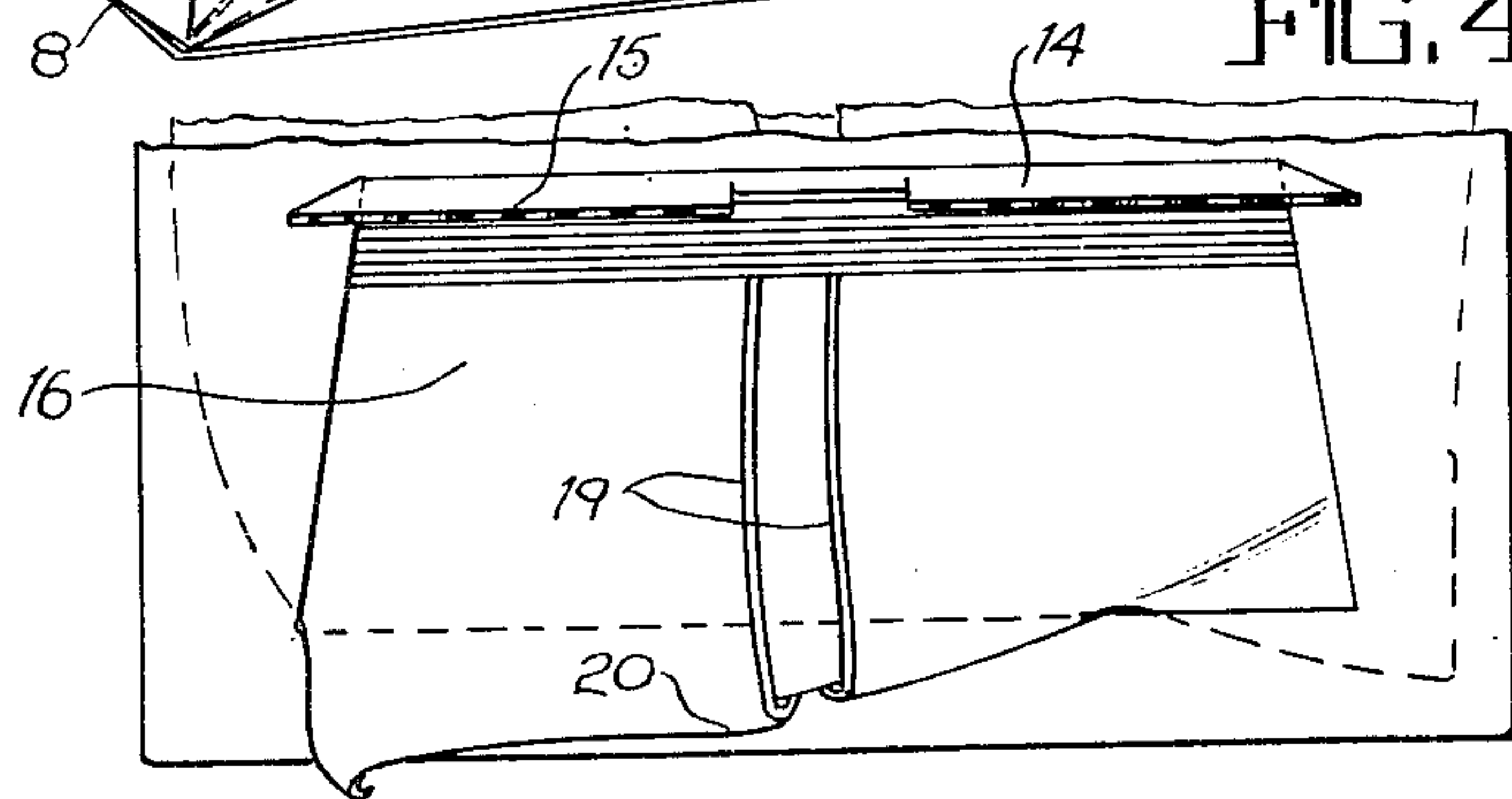


FIG. 4.



Inventor
Albert W. Taylor
by Douglas S. Johnson
att.

UNITED STATES PATENT OFFICE

2,624,456

TISSUE DISPENSING PACKET

Albert W. Taylor, Toronto, Ontario, Canada, assignor to A. W. Taylor Industries Limited, Toronto, Ontario, Canada

Application September 8, 1950, Serial No. 183,704

3 Claims. (Cl. 206—57)

1

The principal object of this invention is to provide a handy tissue dispensing packet particularly adapted for use in an automobile, which packet may be conveniently suspended or supported, as for instance from the dashboard and will hold the tissues firmly in correct position for ready dispensing with the packet in a vertical position.

Another important object is to provide a dispensing action in which tissue handkerchiefs may be withdrawn in an extremely expeditious manner to the last tissue in neatly folded condition without tearing or coming loose in an unsightly mat.

A further object is to provide a compact, neat and attractive dustproof packet of extremely simple and economical construction.

A still further object is to provide a packet affording ready replenishment of the tissue pack.

The principal feature of the invention resides in constructing the packet to have a wedge form and embodying therein a pack of tissues overfolded adjacent one edge, the overfolded portion of the tissue pack being compressed into the wider portion of the packet and the unfolded portion extending into the narrower portion of the packet to be exposed through a dispensing opening in the packet wall whereby the tissues are firmly held in a packet against displacement from correct dispensing position by pressure of the overfold tissue bulk on the walls, and the dispensing action of withdrawing tissue acts to assist in urging the over-fold tissue bulk into firmer wall contact.

A further important feature resides in forming the packet or tissue container from a single blank foldable into a tightly sealed dust-proof packet.

Another feature resides in forming the packet with a flat tab extension coplanar with the rear wall and incorporating a pressure-sensitive adhesive to permit the packet to be suspended under thumb pressure in any convenient position.

A further feature resides in serrating mating edges of a dispensing flap and the dispensing opening to permit the flap to be firmly held in the closed position.

These and other objects and features will become apparent from the following description taken in conjunction with the accompanying drawings in which,

Figure 1 is a plan view of a blank from which the packet is formed.

Figure 2 is a perspective view from the rear of the packet with the rear wall being folded back to disclose details of construction.

Figure 3 is a vertical transverse sectional view showing the packet with the tissue pack in position for dispensing.

Figure 4 is an enlarged fragmentary front ele-

2

vational view of the dispensing area of the packet.

Conventional tissue dispensing packages are relatively large and cumbersome for confined quarters, such as in an automobile or the like, and there is no convenient manner in which they may be supported within reach of the driver or occupant. Further, the dispensing action is impaired if a package is not left flat to maintain the tissues in correct orientation, particularly as the supply becomes reduced.

The present invention is directed to a smaller packet more convenient for confined quarters and which can be conveniently supported without obstruction to efficiently dispense the tissues from a vertical position.

With reference to the drawings, the packet is formed from the blank 1 of Figure 1 which includes a front wall portion 2, a rear wall section 3 joined thereto by a bottom wall section 4, the blank being illustrated to show the score lines dividing these sections.

The side wall panels 5 secured to the front wall panel are tapered to provide the wedge form of the packet and secured to the side walls are the upper corner tabs 6 and angular lateral tabs 7 and bottom corner tabs 8. The function of these tabs 6 to 8 are illustrated in Figure 2 to form the corners of the container to prevent the ingress of dust at the corners.

The upper wall panel 9 is secured to the front wall 2 and extending therefrom is a flap 10.

The complete blank with the flaps in correct position is shown in Figure 2, with the exception that the rear wall panel 3 has not been folded to overlie the lateral pads 7. This rear wall extends above the front wall 2 when folded into position, as shown in Figure 3 to abut the flap 10 which lies contiguous therewith to form a flap by means of which the packet may be conveniently suspended. The flap and rear wall shown with an opening 11 for the reception of a suction cup but preferably the packet may be held by means of a pressure-sensitive adhesive indicated at 12 with which the upper portion of the rear wall 3 may be coated, although a separate tab extension 12' including a coating of pressure-sensitive adhesive may be employed if desired.

Adjacent the bottom of the packet a dispensing opening 13 is provided closed when the packet is not in use by the flap 14, the flap being provided by perforating the front wall 2, permitting the flap to be torn free and providing mating serrated edges 15 acting to hold the flap closed when the packet is not in use to provide a sanitary completely closed dust-proof packet.

The tissue pack 16 to be dispensed is folded adjacent one side at 17 to provide an over-fold tissue bulk 18 which, when compressed, is re-

ceived within the upper wider portion of the tapered packet as provided by the tapered side walls 5.

The unfolded portion of the tissue pack extends into the bottom narrow portion of the packet and is exposed through the dispensing opening 13. The fold 17 is such that the overfold tissue bulk contacts the front wall 2 so that the innermost tissue at the fold is the outermost tissue at the dispensing opening, and as the tissues are withdrawn they feed from the centre of the fold 17 without disturbing the remainder which, due to folding, are urged outwardly of the centre into contact with the packet wall.

The tissues in themselves, as shown in Figure 4, are individually folded to present the edges 19 towards the centre of the tissue with the bottom portion of these edges exposed through the dispensing opening being on a fold line 20. This arrangement provides for the ready gripping of the tissue for dispensing and prevents the tissue from pulling out of its individual fold during the dispensing action.

It will be appreciated that the blank 1 can be very quickly folded into shape and the pack of tissues 16 inserted prior to the closing of the rear wall 3, and the pressure-sensitive adhesive 12 then forms a convenient means to seal the package as well as providing for the ready mounting of the packet in position.

It will be appreciated that the flap extension 10, being coplanar with the rear wall 3 and above the packet, provides an extensive area for attachment direct to a supporting surface or for securement to any form of holder, and pressure may be applied in this area without detriment to the packet.

As explained, the packet is conveniently supported for efficient dispensing in a vertical position and its size and dispensing feature enable its convenient use in restricted quarters.

Modifications to the particular shape and packet form may of course be made without departing from the scope of the invention as set forth in the appended claims.

What I claim as my invention is:

1. A dispensing tissue packet comprising a container for the reception of tissues having a front and rear wall connected by side walls tapering towards the bottom conforming the container to a wedge shape wider at the top than at the bottom, said front wall having a dispensing opening therein adjacent the bottom, and a pack of tissues to be dispensed over-folded adjacent one edge and received in said wedge-shaped container with the over-fold tissue bulk adjacent the top of said container where its section is greatest and pressing against said front wall to hold said tissues against displacement and to locate the innermost tissue at the fold as the outermost tissue at said dispensing opening, said tissues being folded to present an edge portion of the outermost tissue at the dispensing opening at a point intermediate the height of said container and displayed through said dispensing opening whereby said outermost tissue is adapted to be gripped and pulled intermediate its length for dispensing through said opening.

2. A dispensing tissue packet comprising a container for the reception of tissues having a front and rear wall connected by side walls tapering towards the bottom conforming the container to a wedge shape wider at the top than at the bottom, a pack of tissues to be dispensed having the tissues folded and stacked to present longitudinal

edges extending longitudinally of the pack and intermediate the pack width, said pack being over-folded adjacent one end on a line transverse the length thereof to present an over-fold tissue bulk overlying said pack adjacent said end, said pack being arranged in said container with said pack end having said overlying overfold tissue bulk received in the wider upper portion of said container and urged under the weight of said pack and overfold tissue bulk towards the bottom narrower portion of the container to compress said overfold tissue bulk against said pack and with said longitudinal tissue edges extending from top to bottom of said container, said container having an opening in the front wall thereof extending below said overfold tissue bulk and transverse said longitudinal tissue edges, said tissue pack being arranged in said container with the overfold tissue bulk pressing against said container front wall with the innermost tissue of the fold as the outermost tissue at said dispensing opening and in frictional contact with itself over an appreciable area throughout the overfold, said tissues in being drawn through said dispensing opening acting to frictionally draw and urge the overfolded pack end downwardly increasing compression of the overfold tissue bulk against said pack and increasing frictional restraint on the tissues in said pack to resist displacement thereof under movement of a tissue being dispensed.

3. A dispensing tissue packet comprising a container for the reception of tissues having a front and rear wall connected by side walls tapering towards the bottom and forming the container to a wedge shape wider at the top than at the bottom, a pack of tissues to be dispensed over-folded adjacent one end of said pack and aligned transversely of the length thereof to present an overfold tissue bulk overlying said pack adjacent said end, said pack being arranged in said container with said pack end having said overlying overfold tissue bulk received in the upper wider portion of said container and urged under the weight of said pack and overfold tissue bulk towards the bottom narrower portion of the container to compress said overfold tissue bulk against said pack, said container having an opening in the front wall thereof extending below said overfold tissue bulk, said tissue pack being arranged in said container with the overfold tissue bulk pressing against said container front wall with the innermost tissue of the fold as the outermost tissue at said dispensing opening and in frictional contact with itself over an appreciable area throughout the overfold, said tissues in being drawn through said dispensing opening acting to frictionally draw and urge the overfold pack end downwardly increasing compression of the overfold tissue bulk against said pack and increasing frictional restraint on the tissues in said pack to resist displacement thereof under movement of a tissue being dispensed.

ALBERT W. TAYLOR.

REFERENCES CITED

The following references are of record in the file of this patent:

UNITED STATES PATENTS

Number	Name	Date
1,748,846	McColl	Feb. 25, 1930
2,387,059	Clark	Oct. 16, 1945
2,511,442	Lundberg	June 13, 1950