

Jan. 6, 1953

L. KING

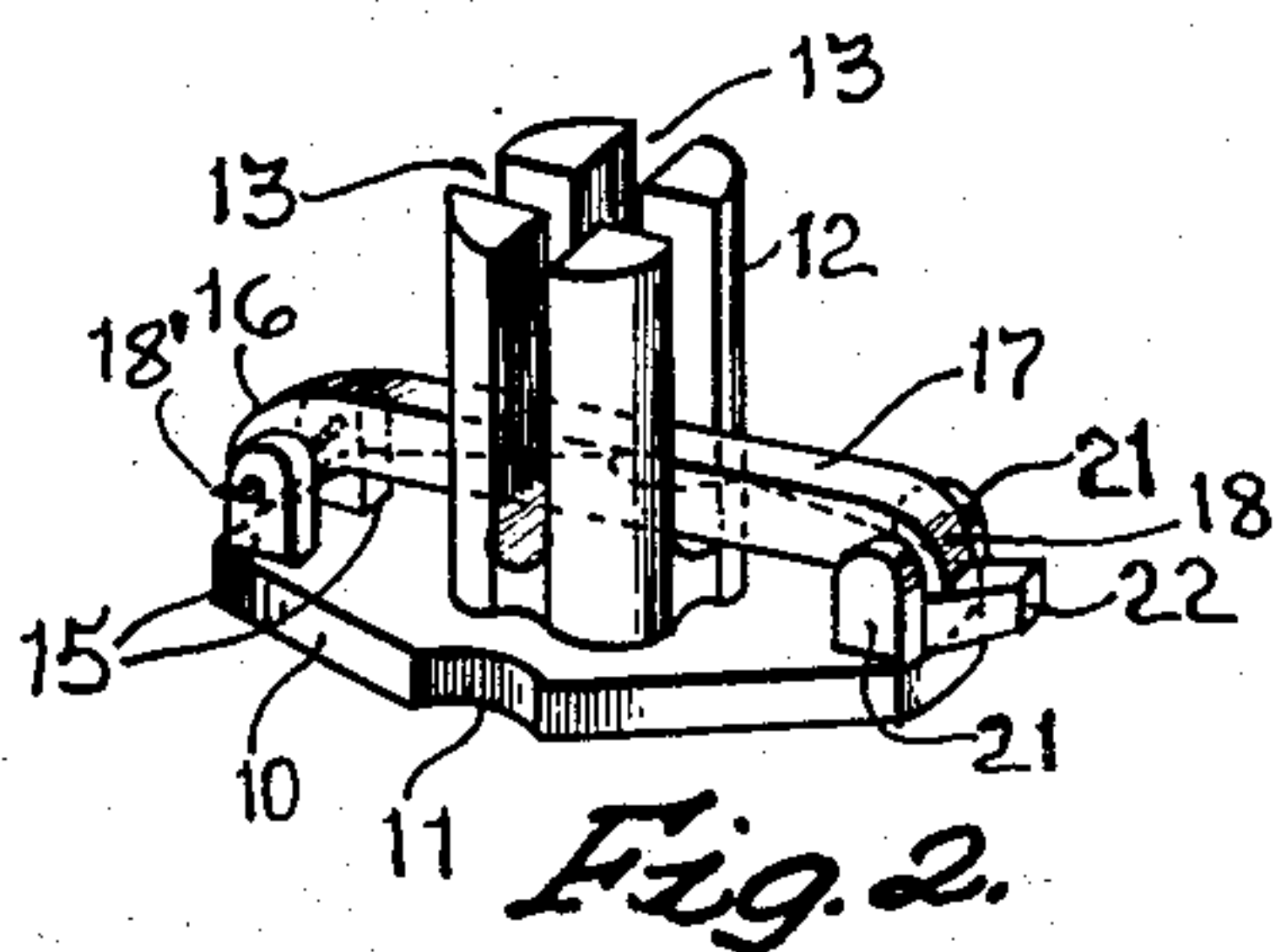
2,624,350

HAIR CURLER

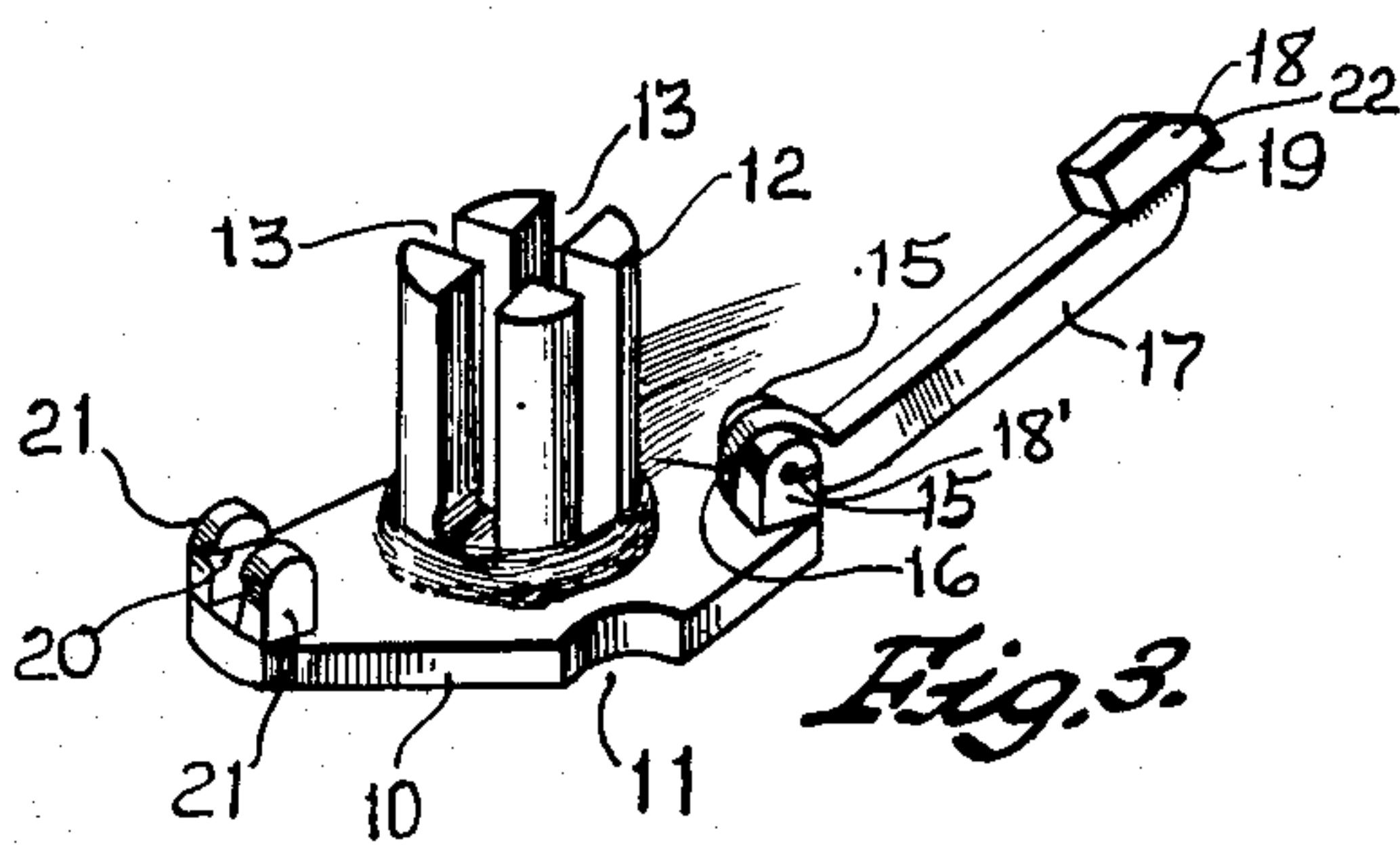
Filed Jan. 9, 1952



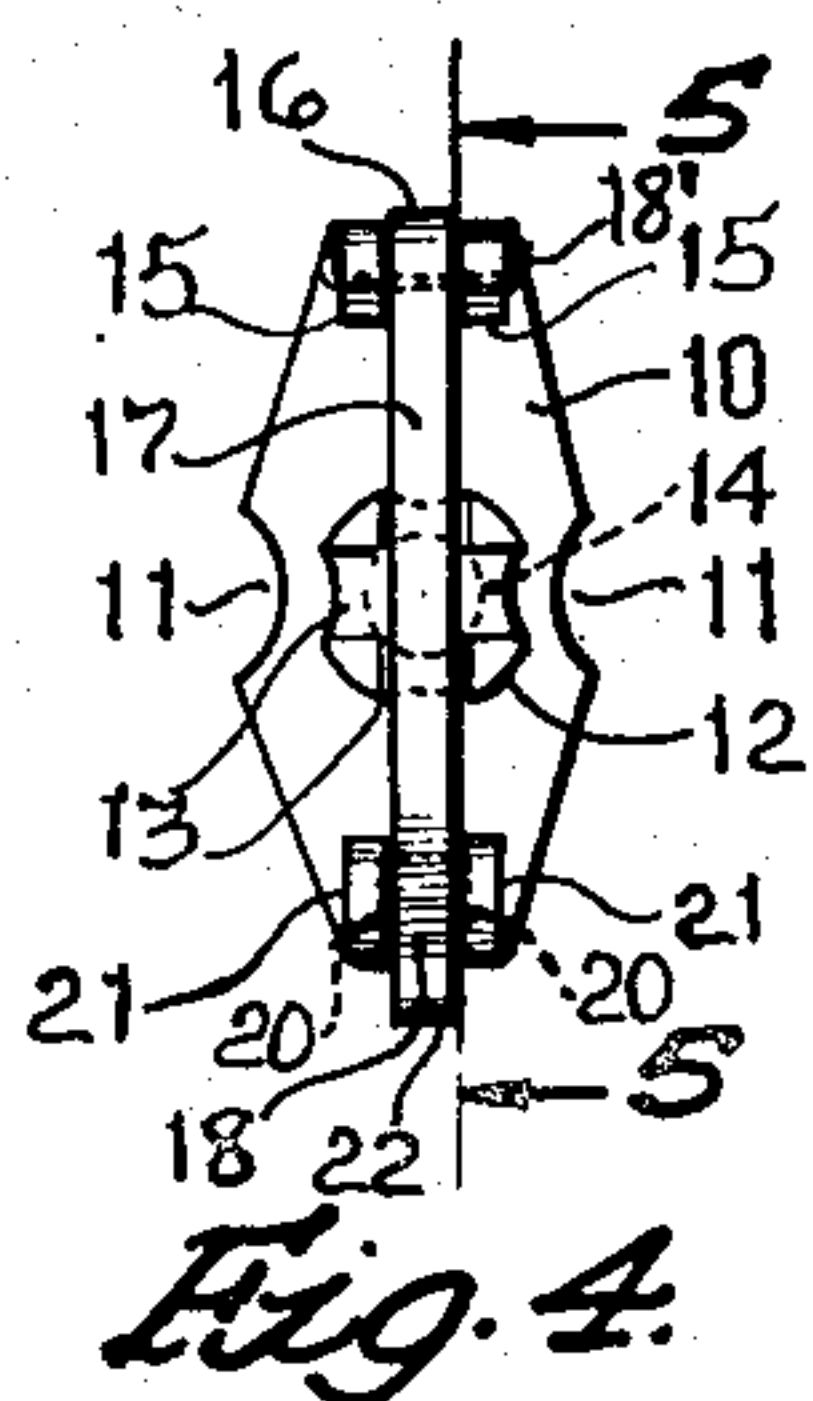
*Fig. 1.*



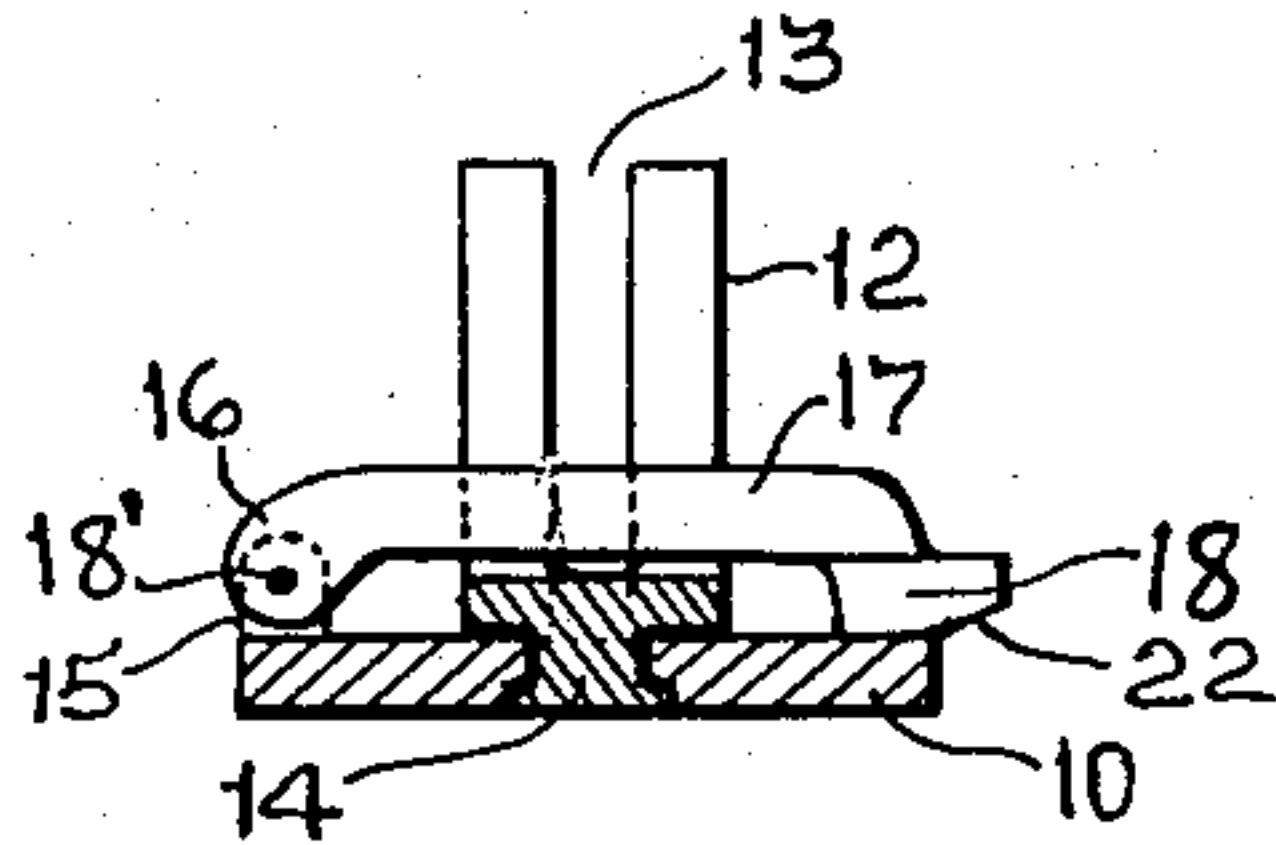
*Fig. 2.*



*Fig. 3.*



*Fig. 4.*



*Fig. 5.*

Inventor

*Lucille King*

*Clarence E. Shredy -*

*Her Attorney*

334



## UNITED STATES PATENT OFFICE

2,624,350

## HAIR CURLER

Lucille King, Bartow, Fla.

Application January 9, 1952, Serial No. 265,566

4 Claims. (Cl. 132—41)

1

This invention relates to certain new and useful improvements in hair curlers.

One of the principal objects of the invention is to provide a curler of the type hereinafter more fully described which may be quickly and conveniently used instead of pin curlers, particularly after the hair has been shampooed.

Another and equally important object of the invention is the provision of a hair curler having a rotatable core upon which hair is to be wound and provided with intercepting longitudinally extending slots for the reception of a clamping bar for clamping the wound hair upon the core.

Yet another important object of the invention is the provision of a hair curler comprising relatively few parts, thereby enabling the curler to be easily and quickly removed from the hair without destroying or rupturing the curl.

Other objects will appear hereinafter.

The invention consists in the novel combination and arrangement of parts to be hereinafter described and claimed.

The invention will be best understood by reference to the accompanying drawings showing the preferred form of construction, and in which:

Fig. 1 is a perspective view of a plurality of hair curlers embodying the invention, showing the same in applied position;

Fig. 2 is a perspective view of the invention;

Fig. 3 is a perspective view similar to Fig. 2 but showing a clamping bar in open position;

Fig. 4 is a top plan view of the curler embodying my invention;

Fig. 5 is a sectional detail view taken substantially on line 5—5 of Fig. 4.

The several objects of my invention are contemplated to be accomplished by the preferred form of construction shown in the accompanying drawings. In such drawings my improved hair curler is shown as comprising a base plate 10 of a size and shape which facilitates convenient handling thereof. This base plate 10 may be provided with finger notches 11 to facilitate holding the base plate firmly in the hand between the index finger and the thumb, and also to provide for the reception of a strand of hair when the curler is positioned against the head.

Extending upwardly from one side of the base plate 10 is a core 12. This core 12 is provided with longitudinally extending intercepting slots 13 arranged substantially at right angles with respect to each other. A stud shaft 14 provides a rotatable connection between the core 12 and the base plate 10. At one end of the base plate there is provided a pair of spaced lugs 15. These lugs 15

2

may be formed as an integral or separate part of the base plate 10. These lugs 15 have arranged therebetween one end portion 16 of a clamping bar 17. The clamping bar 17 is pivotally connected to these lugs 15 by a suitable pin 18'.

The clamping bar is adapted to be arranged substantially parallel with the adjacent side of the plate 10, and when in such position the bar 17 extends through such of the slots 13 as are arranged in alignment therewith. When disposed in such slot, the bar 17 is preferably located at the base of the slot. The outer end portion of the clamping bar 17 is provided with a latch head 18 providing projecting edges 19 which are adapted to engage beneath the edges 20 of spaced lugs 21 carried by the plate 10 opposite the lugs 15. A portion of the latch head 18 provides a finger-piece 22 which may be engaged by the finger to facilitate ready unlatching of the latch head 18 from the lugs 21.

In use the base plate is positioned against the head and a plurality of strands of hair are wound upon the core 12. As the core 12 is rotatable, it is obvious that after the hair has been initially placed around the core, by rotating the core the hair may be tightly and firmly wound. If desirable the ends of the hair at the start of the winding operation, or at the finish, may be positioned in the slots 13. This, however, is optional on the part of the user. After the hair has been wound upon the core and the core positioned with one of the slots disposed in the path of movement of the bar 17, the bar is pivoted to latched position, as shown in Fig. 2, in which position the core is held against rotation which would otherwise result in unwinding of the hair. In its clamping position, the bar may also serve to press the hair upon the base plate 10.

My improved hair curler is relatively simple in construction and, as previously pointed out, comprises relatively few parts, with the result that it may be manufactured at an economical cost. The construction of the hair curler permits the same when in applied position to be closely positioned against the head.

This invention constitutes an improvement over that shown in my United States Letters Patent No. 2,454,459, granted to me on November 23, 1948, on a Hair Curler.

While I have illustrated and described the preferred form of construction for carrying my invention into effect, this is capable of variation and modification without departing from the spirit of the invention. I, therefore, do not wish to be limited to the precise details of construc-



3

tion set forth, but desire to avail myself of such variations and modifications as come within the scope of the appended claims.

Having thus described my invention, what I claim as new and desire to protect by Letters Patent is:

1. A hair curler comprising a relatively flat base plate, a core extending upwardly from one side of the base plate and on which hair is adapted to be wound, means providing rotatable connection between the core and the base plate, a clamping arm pivoted to the plate, said core having means cooperating with the clamping arm whereby said core will be held against rotation, said clamping arm and said base plate having cooperating means for releasably latching the clamping arm to said base plate.

2. A hair curler comprising a relatively flat base plate, a core extending upwardly from one side of the base plate and on which hair is adapted to be wound, means providing rotatable connection between the core and the base plate, a clamping arm pivoted to the plate, said core providing an open slot for the reception of said clamping arm when in clamping position with respect to said base plate, said clamping arm and said base plate having cooperating means for releasably latching the clamping arm to said base plate.

3. A hair curler comprising a core provided with longitudinally extending intercepting open slots, a base plate, means providing rotatable connection between the core and the base plate, said core extending laterally from one side of the base plate, a clamping bar extending sub-

4

stantially parallel with respect to the base plate through one of said slots, means providing pivotal connection between the clamping bar and the base plate at one end of the base plate, and means providing a latch connection between the clamping bar and the base plate at the opposite end thereof.

4. A hair curler comprising a core provided with longitudinally extending intercepting open slots, a base plate, means providing rotatable connection between the core and the base plate, said core extending laterally from one side of the base plate, a clamping bar extending substantially parallel with respect to the base plate through one of said slots, means providing pivotal connection between the clamping bar and the base plate at one end of the base plate, and means providing a latch connection between the clamping bar and the base plate at the opposite end thereof, said clamping bar adjacent its connection with the base plate providing a finger-piece to facilitate pivoting the clamping bar from latched connection with the base plate.

LUCILLE KING.

#### REFERENCES CITED

The following references are of record in the file of this patent:

#### UNITED STATES PATENTS

Number	Name	Date
2,463,606	Fain	Mar. 8, 1949
2,496,066	Peterson	Jan. 31, 1950
2,508,374	Cipolla	May 23, 1950