

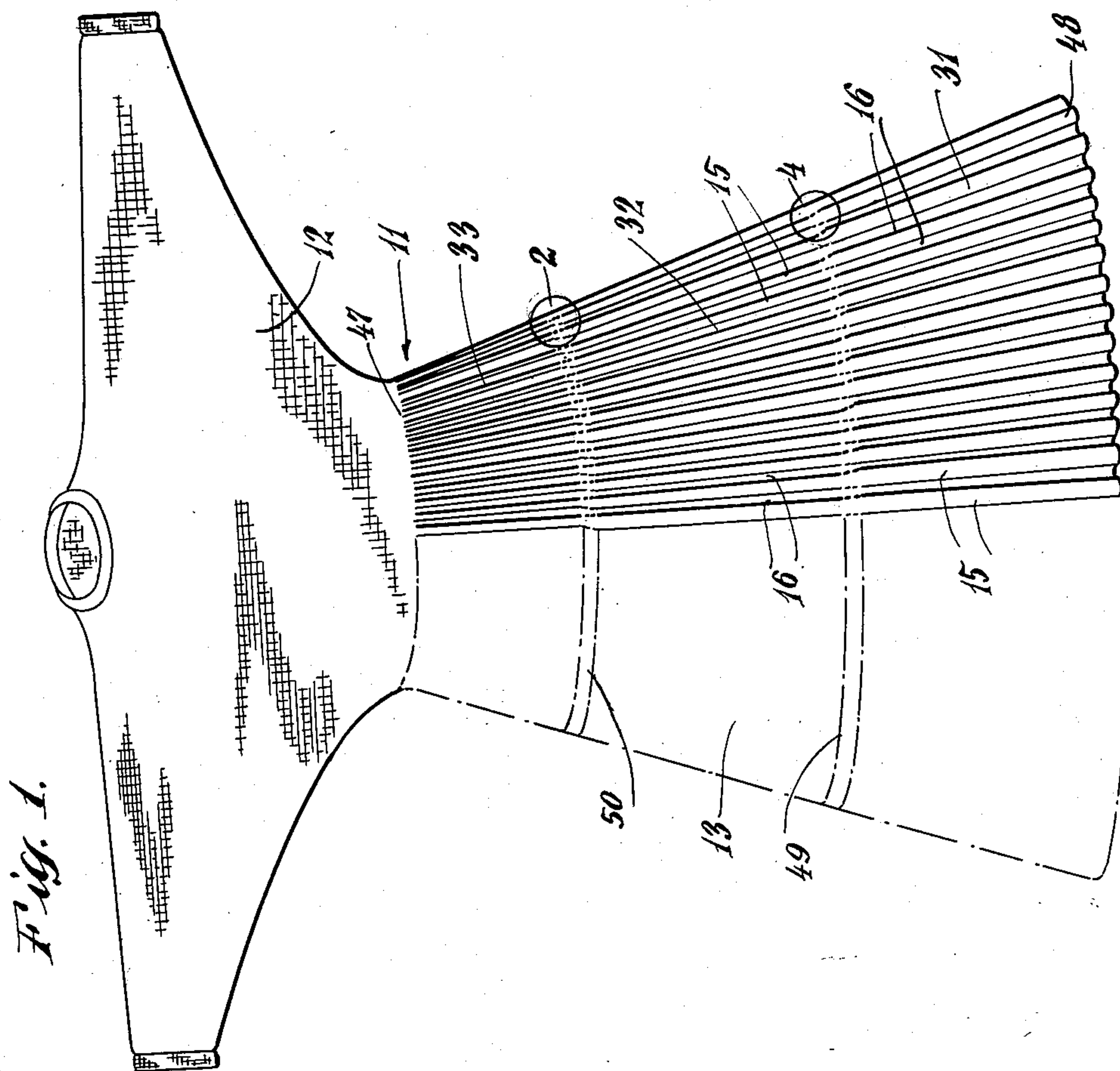
Jan. 6, 1953

S. FELDMAN
KNITTED GARMENT

2,624,186

Filed May 27, 1952

3 Sheets-Sheet 1



INVENTOR.
Samuel Feldman

BY *J. Walter Bader*

ATTORNEY.

Jan. 6, 1953

S. FELDMAN
KNITTED GARMENT

2,624,186

Filed May 27, 1952

3 Sheets-Sheet 2.

Fig. 2.

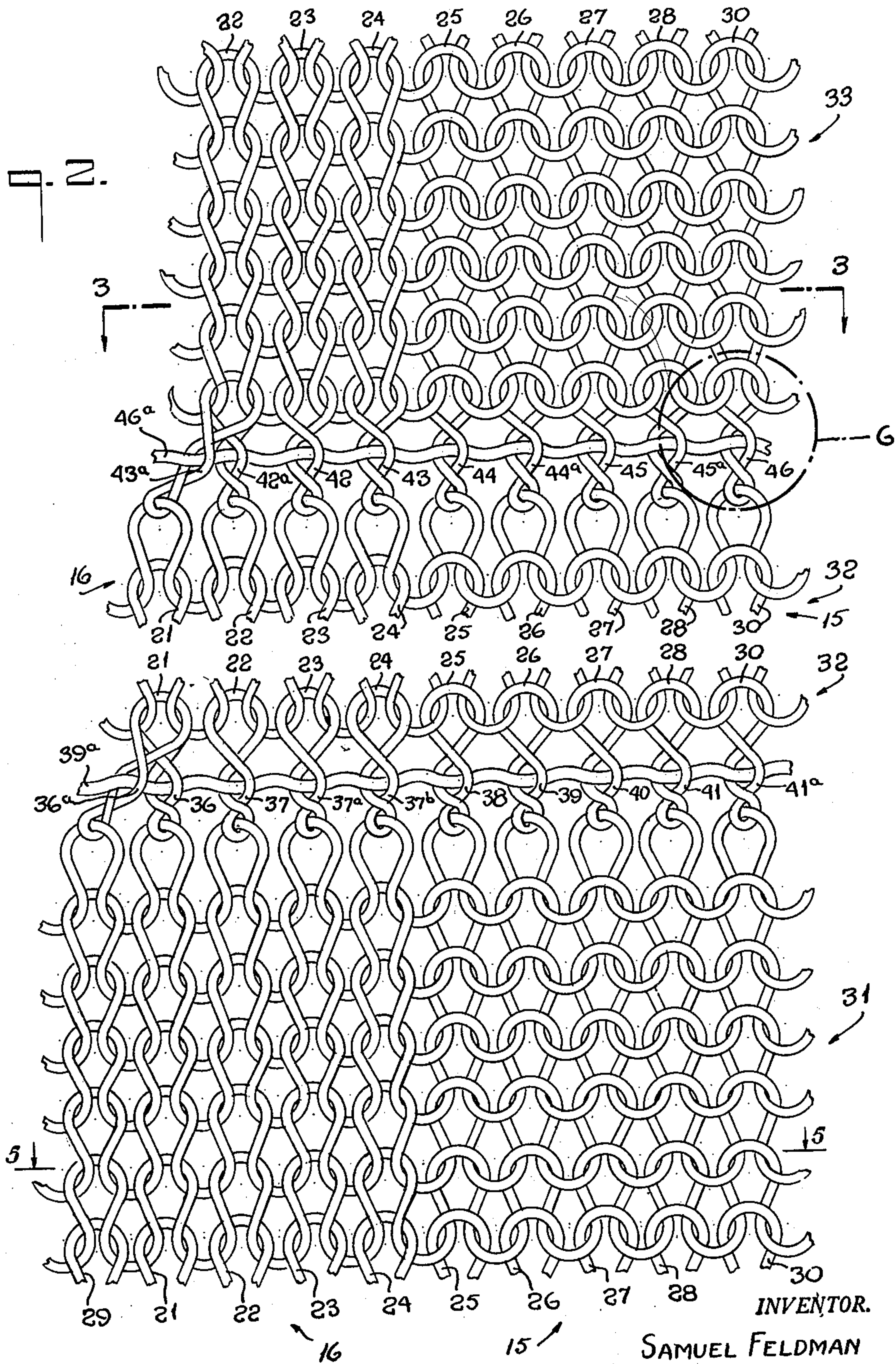


Fig. 4.

INVENTOR.
SAMUEL FELDMAN
BY
J. Walter Bader
ATTORNEY

Jan. 6, 1953

S. FELDMAN
KNITTED GARMENT

2,624,186

Filed May 27, 1952

3 Sheets-Sheet 3

Fig. 1.

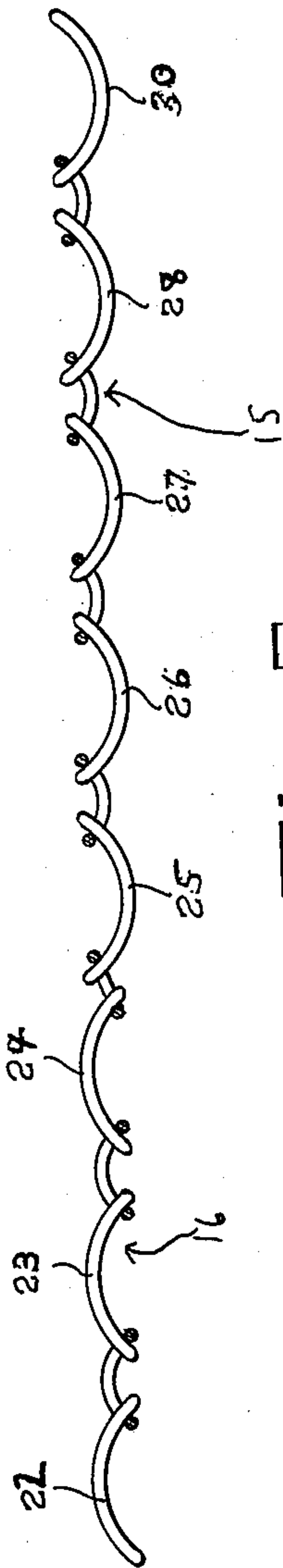


Fig. 2.

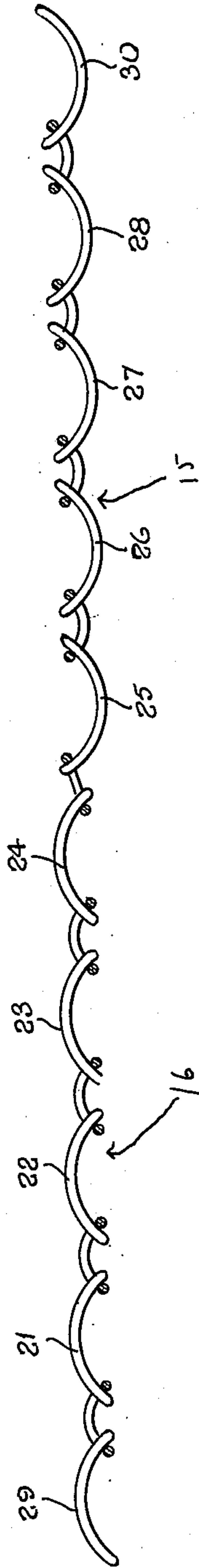
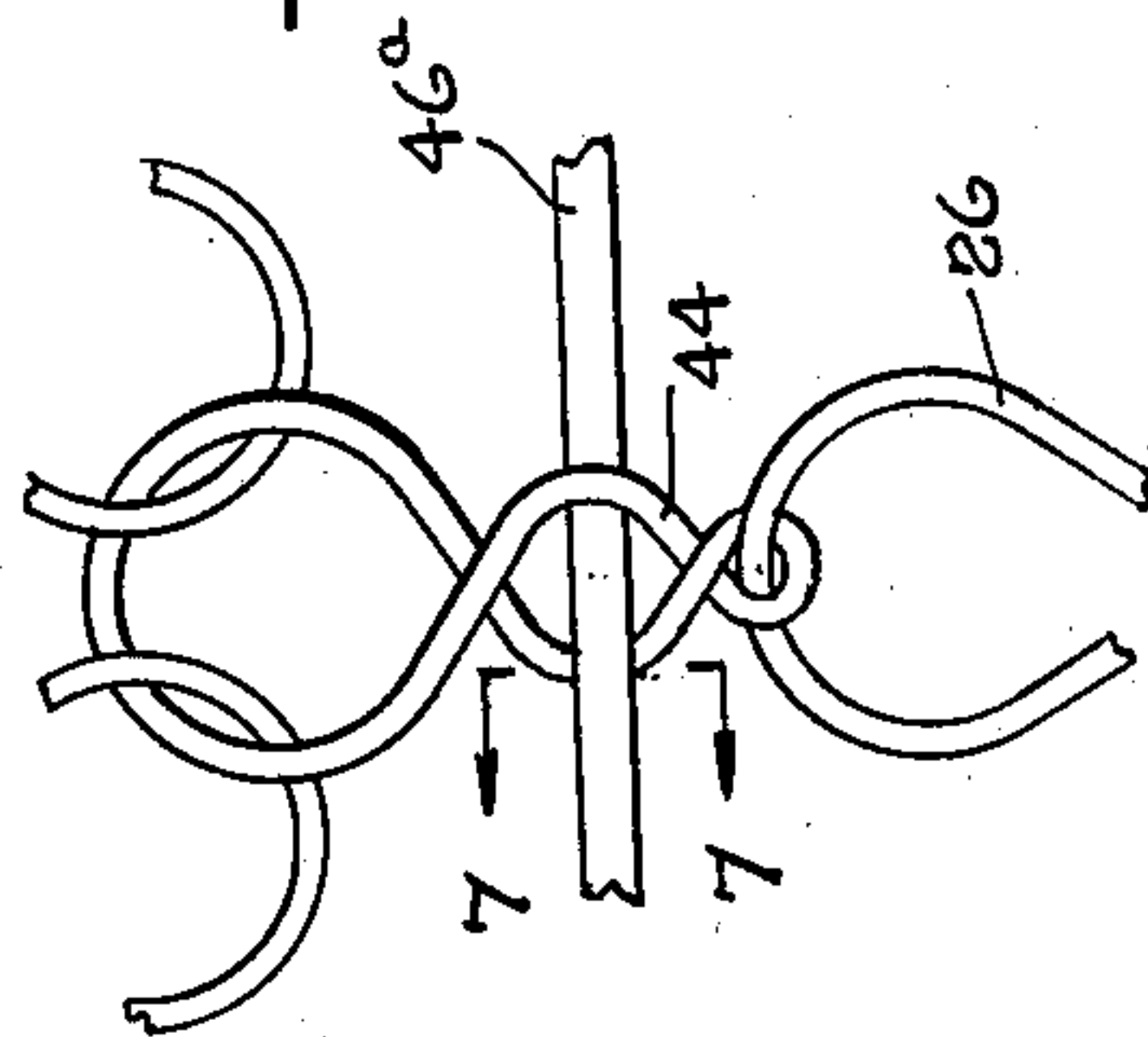


Fig. 3.



Inventor

SAMUEL FELDMAN

J. Walton Bader

Attorney

UNITED STATES PATENT OFFICE

2,624,186

KNITTED GARMENT

Samuel Feldman, Forest Hills, N. Y., assignor to
Lass O' Scotland Ltd., New York, N. Y., a cor-
poration of New York

Application May 27, 1952, Serial No. 290,177

9 Claims. (Cl. 66—175)

1

This invention relates to a knitted fabric and to a garment made of same and has particular application to a woman's skirt or dress.

It is an object of this invention to provide a fabric which will be wider at its lower end than at its upper end, so that, when said fabric is made into a skirt or dress, a flared effect will be produced.

It is a further object of this invention to provide a fabric which will give the illusion of being formed of straight lines of stitching whereas in actuality the fabric will be wider at its lower end than at its upper end.

It is a further object of this invention to produce a fabric which can be transformed into a flared skirt cheaply and inexpensively.

Briefly stated the invention comprises the manufacture of a knitted fabric comprising a plurality of sections, one below the other, joined together at their horizontal edges, wherein each of said sections are formed with a plurality of longitudinal rows of stitching and wherein the lower sections are formed with a greater number of rows of stitching than are the upper sections so that the fabric is wider at its lower end than at its upper end.

Preferably, but not essentially, the longitudinal rows of stitching are formed in a plurality of longitudinal series wherein the rows of one series project from the front surface of the fabric while the rows of the other series project from the rear surface of the fabric. It is also preferable, in order to improve the appearance of the fabric, to alternate the series of rows of stitching, that is, a series projecting from the front surface of the fabric lies alongside a series projecting from the rear surface of the fabric.

The invention will be further described by reference to the accompanying drawings which are made a part of this specification.

Fig. 1 is a front view of a woman's dress having a skirt portion made of the fabric of this invention.

Fig. 2 is an enlarged view of the area 2 of Fig. 1 showing the method of attachment of the various fabric sections to each other.

Fig. 3 is a sectional view of the fabric of this invention showing the stitch structure in detail taken along lines 3—3 of Fig. 2.

Fig. 4 is an enlarged view of the area 4 of Fig. 1 showing the method of attachment of the various fabric sections to each other.

Fig. 5 is a sectional view of the fabric of this invention taken along lines 5—5 of Fig. 4.

Fig. 6 is a detail view of the loop stitching of

2

this invention used to secure the various fabric sections together taken along the area 6 of Fig. 2.

There is provided dress 11 which is formed of an upper body portion 12 and skirt portion 13. Upper body portion 12 is formed of a knitted fabric of conventional type which is formed of a plurality of rows of stitching and may be considered a securing member for skirt portion 13. Any conventional type of knitting stitch or stitches can be used to form such body portion 12 and no invention is claimed in such formation.

Skirt portion 13, however, which is made of the fabric of this invention, is formed with a plurality of longitudinal series of stitching 15 which project from the front surface of the fabric and additional plurality of longitudinal series of stitching 16 which project from the rear surface of the fabric. Series 15 and 16, as mentioned before, are preferably alternated in one to one relationship.

Series 16 is formed with longitudinal rows of stitching 21, 22, 23, 24, and 29, while series 15 is formed with longitudinal rows of stitching 26, 27, 28, 25, and 30. It is pointed out, however, that these rows are present only on section 31 which is the lowest section of the fabric and the two upper sections 32 and 33 contain a lesser number of rows of stitching as will be subsequently explained.

As shown in Figs. 1, 2, and 6 the fabric of this invention is formed of a number of distinct sections, preferably 3, and the various sections are secured together by stitching independent of the stitching composing the sections. The upper sections are composed of a lesser number of rows of stitching than are the lower sections. The rows of stitching composing the sections are formed into a plurality of longitudinal series of rows of stitching, wherein certain series will project from the front surface of the fabric and other series will project from the rear surface of the fabric. The number of rows of either form of these series, preferably the series projecting from the rear surface of the fabric, is less in the upper sections of the fabric than in the lower sections.

Referring now to the specific embodiment lower section 31 is formed with a plurality of alternate longitudinal series composed of longitudinal rows of stitching 15 and 16. Each of series 16 is formed with longitudinal rows of stitching 29, 21, 22, 23, and 24. Each of series 15 is formed with longitudinal rows of stitching 25, 26, 27, 28, and 30.

Middle section 32 is also formed with a plurality of alternate longitudinal series 15 and 16 composed of longitudinal rows of stitching. However while the series 15 of this section are formed with

longitudinal rows of stitching 25, 26, 27, 28 and 39 which correspond to the respective rows of lower section 31, the series 16 of this section are formed with rows 21, 22, 23, and 24 so that there is no row in section 32 corresponding to row 29 in section 31. The corresponding rows 25, 26, 27, 28 and 39 of sections 31 and 32 are secured to each other by loop stitching 38, 39, 40, 41, and 41a. The corresponding rows 21, 22, 23, and 24 of series 16 of sections 31 and 32 are secured to each other by loop stitching 36, 37, 37a, and 37b. Loop stitch 36a secures row 29 of section 31 to row 21 of section 32 so that row 21 of section 32 carries loop stitches 36 and 36a. Thus series 16 of section 31 has a greater number of rows of stitching than series 16 of section 32.

The thread composing loop stitching 36a, 36, 37, 37a, 37b, 38, 39, 40, 41, and 41a is independent of the thread composing the fabric of sections 31 and 32.

In addition to the foregoing loop stitching it is also preferable to provide thread 39a between sections 31 and 32 as indicated in the drawings of this patent.

Referring now to the connection between middle section 32 and upper section 33 of the fabric of this invention, middle section 32 is formed with a plurality of alternate longitudinal series 15 and 16 composed of longitudinal rows of stitching as set forth above. Thus each of series 15 of this section are formed with longitudinal rows of stitching 25, 26, 27, 28, and 30 and each of series 16 of this section are formed with longitudinal rows of stitching 21, 22, 23, and 24. Upper section 33 is formed with a plurality of series 15 which are formed with longitudinal rows of stitching corresponding to rows 25, 26, 27, 28, and 30 of middle section 32 and are indicated by the same numbers. However each of series 16 of upper section 33 are formed with longitudinal rows of stitching 22, 23, and 24. Loop stitching 44, 44a, 45, 45a, and 46 join the corresponding rows of sections 32 and 33 of the series 15 thereof together.

The corresponding rows 22, 23, and 24 of series 16 of sections 32 and 33 are joined together by loop stitching 42a, 42, and 43 while loop stitch 43a joins row 21 of section 32, series 16, to row 22 of section 33, series 16.

In addition to the loop stitching referred to above it is also preferable to provide thread 46a between sections 32 and 33 as indicated in the drawings of this patent.

Loop stitching 43a, 42a, 42, 43, 44, 44a, 45, 45a, and 46 is composed of thread independent of that composing the fabric of sections 32 and 33.

The detailed description of the construction of the fabric of this invention clearly indicates that the fabric is narrower at its upper end than at its lower end. However since this narrowing takes place gradually it is not apparent to the untrained eye.

Preferably, also, the points of attachment of sections 31 and 32 and 33 to each other by means of the loop stitches may all be described by two imaginary transverse arcs spaced from each other and from the upper and lower ends of the fabric of this invention 47 and 48. These transverse arcs are indicated at 49 and 50.

The foregoing specific embodiments of this invention as shown in the foregoing specification are for illustrative purposes and for purposes of example only. Various changes and modifications can obviously be made within the spirit and

scope of this invention and will occur to those skilled in this art.

I claim:

1. A woman's knitted dress comprising an upper body portion and a skirt portion secured beneath said upper body portion; said upper body portion being formed of knitted fabric comprising a plurality of rows of stitching, said skirt portion being formed of knitted fabric comprising a plurality of sections, one below another; stitching independent of the stitching comprising said sections joining said sections to each other at their horizontal edges at points spaced from each other and from the upper and lower ends of said fabric; each of said sections being formed with a plurality of longitudinal series of longitudinal rows of stitching projecting from the front surface of the fabric, and with an additional plurality of longitudinal series of longitudinal rows of stitching projecting from the rear surface of the fabric, and wherein a lower section is formed with a greater number of rows in one form of said series than is an upper section so that said skirt portion is wider at its lower end than at its upper end.

2. A woman's knitted dress comprising an upper body portion and a skirt portion secured beneath said upper body portion; said upper body portion being formed of knitted fabric comprising a plurality of rows of stitching, said skirt portion being formed of knitted fabric comprising three sections, one below another, stitching independent of the stitching comprising said sections joining said sections to each other at their horizontal edges at points spaced from each other and from the upper and lower ends of said fabric; each of said sections being formed with a plurality of longitudinal series of longitudinal rows of stitching projecting from the front surface of the fabric, and with an additional plurality of longitudinal series of longitudinal rows of stitching projecting from the rear surface of the fabric, and wherein the lower section is formed with a greater number of rows in one form of said series than is the middle section and the middle section is formed with a greater number of rows in one form of said series than is the upper section so that said skirt portion is wider at its lower end than at its upper end.

3. A skirt formed of knitted fabric comprising a plurality of sections, one below another; stitching independent of that comprising said sections joining said sections to one another at their horizontal edges; said joining points being spaced from the upper and lower ends of said fabric; each of said sections being formed with a plurality of longitudinal series of longitudinal rows of stitching projecting from the front surface of the fabric and with an additional plurality of longitudinal series of longitudinal rows of stitching projecting from the rear surface of the fabric, and wherein a lower section is formed with a greater number of rows in one form of said series than is an upper section so that said skirt is wider at its lower end than at its upper end.

4. A skirt as described in claim 3 including a securing member at the upper end of said skirt.

5. A skirt formed of knitted fabric comprising three sections, one below another; stitching independent of that comprising said sections joining said sections to one another at their horizontal edges; said joining points being spaced from the upper and lower ends of said fabric; each of said sections being formed with a plurality of longitudinal series of longitudinal rows of stitching projecting from the front surface of the fabric

5

and with an additional plurality of longitudinal series of longitudinal rows of stitching projecting from the rear surface of the fabric, and wherein the lower section is formed with a greater number of rows in one form of said series than is the middle section, and the middle section is formed with a greater number of rows in one form of said series than is the upper section so that said skirt is wider at its lower end than at its upper end.

6. A skirt formed of knitted fabric comprising a plurality of sections, one below another; stitching independent of that comprising said sections joining said sections to one another at their horizontal edges; said joining points being spaced from the upper and lower ends of said fabric; each of said sections being formed with a plurality of longitudinal series of longitudinal rows of stitching projecting from the front surface of the fabric and with an additional plurality of longitudinal series of longitudinal rows of stitching projecting from the rear surface of the fabric, and wherein a lower section is formed with a greater number of rows in said first-named series than is an upper section so that said skirt is wider at its lower end than at its upper end.

7. A skirt formed of knitted fabric comprising three sections, one below another; stitching independent of that comprising said sections joining said sections to one another at their horizontal edges; said joining points being spaced from the upper and lower ends of the fabric; each of said sections being formed with a plurality of longitudinal series of longitudinal rows of stitching projecting from the front surface of the fabric and with an additional plurality of longitudinal series of longitudinal rows of stitching projecting from the rear surface of the fabric, and wherein the lower section is formed with a greater number of rows in said first-named series than is the middle section, and the middle section is formed with a greater number of rows in said first-named series than is the upper section so that said skirt is wider at its lower end than at its upper end.

8. A skirt formed of knitted fabric comprising three sections, one below another; stitching in-

6

dependent of that comprising said sections joining said sections to one another at their horizontal edges; said joining points being spaced from the upper and lower ends of the fabric; each of said sections being formed with a plurality of longitudinal series of longitudinal rows of stitching projecting from the front surface of the fabric and with an additional plurality of longitudinal series of longitudinal rows of stitching projecting from the rear surface of the fabric, and wherein the lower section is formed with five rows in each of said first-named series, the middle section is formed with four rows in each of said first-named series, and the upper section is formed with three rows in each of said first-named series, so that said skirt is wider at its lower end than at its upper end.

9. A skirt as described in claim 8 including a securing member at the upper end of said skirt.

SAMUEL FELDMAN.

REFERENCES CITED

The following references are of record in the file of this patent:

UNITED STATES PATENTS

Number	Name	Date
456,496	McMichael	July 21, 1891
472,873	Griswold	Apr. 12, 1892
644,467	Rutledge et al.	Feb. 27, 1900
901,264	Scott	Oct. 13, 1908
1,254,722	Oakes	Jan. 29, 1918
1,597,410	Hinchliff	Aug. 24, 1926
2,076,748	Schweig	Apr. 13, 1937
2,084,914	Lawson et al.	June 22, 1937
2,120,035	Newberger	June 7, 1938
2,153,019	Holmes	Apr. 4, 1939
2,201,980	Artzt et al.	May 28, 1940
2,222,946	Hall	Nov. 26, 1940
2,451,697	Speicher	Oct. 19, 1948
2,573,117	Thurston	Oct. 30, 1951

FOREIGN PATENTS

Number	Country	Date
24,142	Great Britain	of 1907
469,998	Great Britain	Aug. 6, 1937
630,603	Germany	June 2, 1936