

Jan. 6, 1953

S. ZUCKERMAN
IDENTIFICATION CLIP
Filed Jan. 30, 1951

2,624,088

Fig. 1.

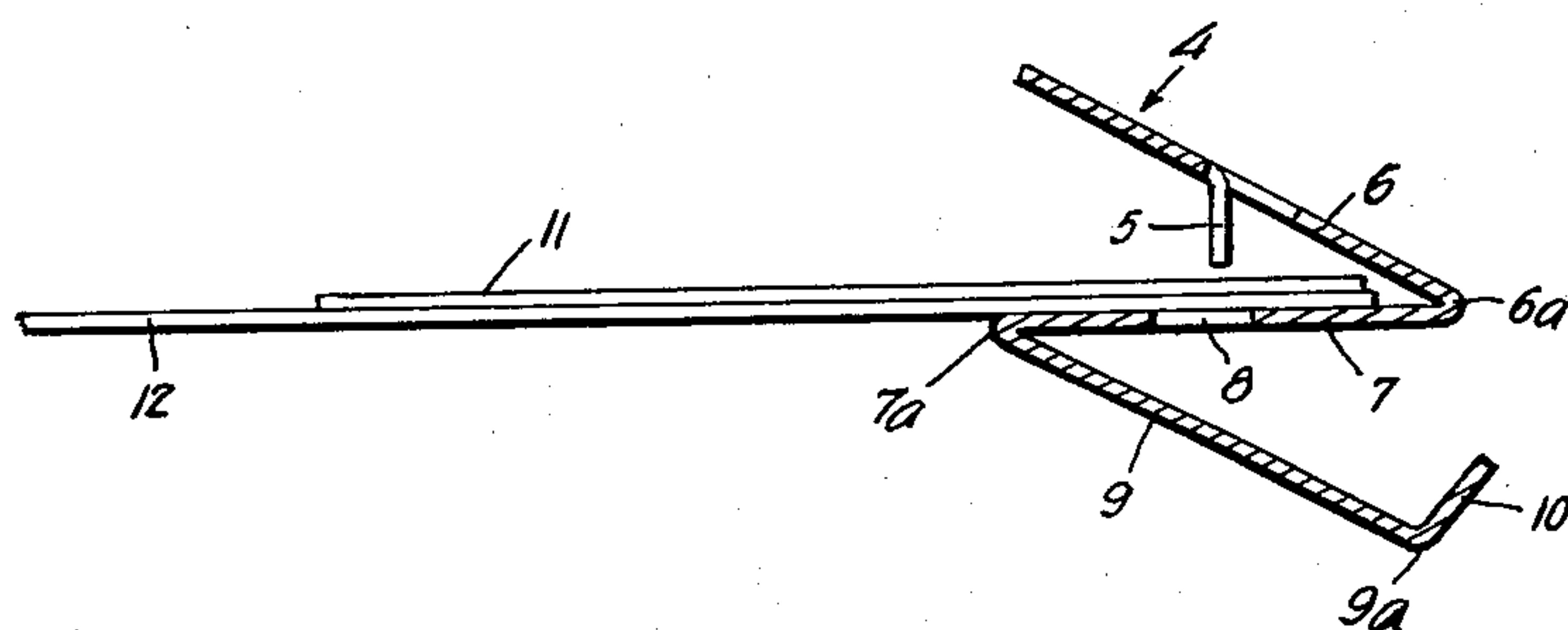


Fig. 2.

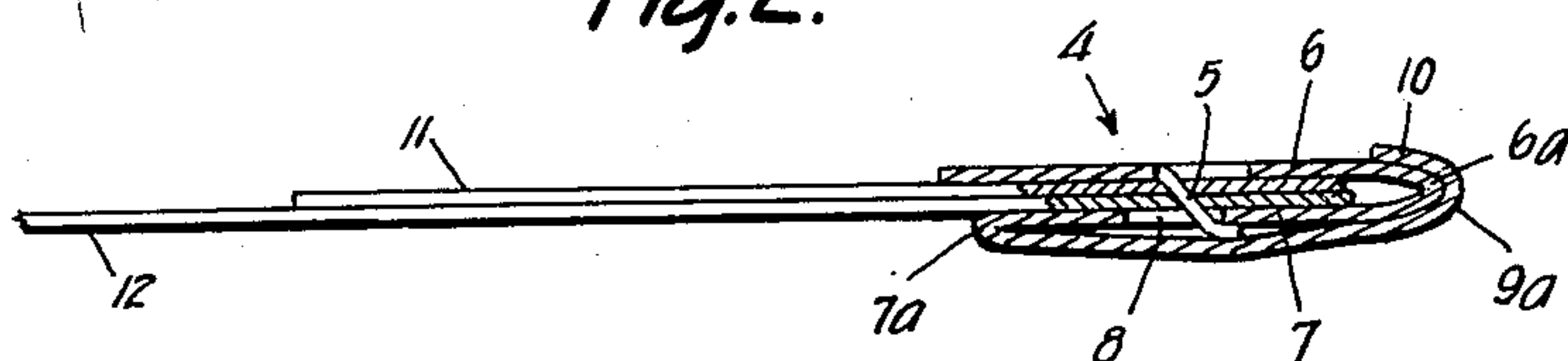
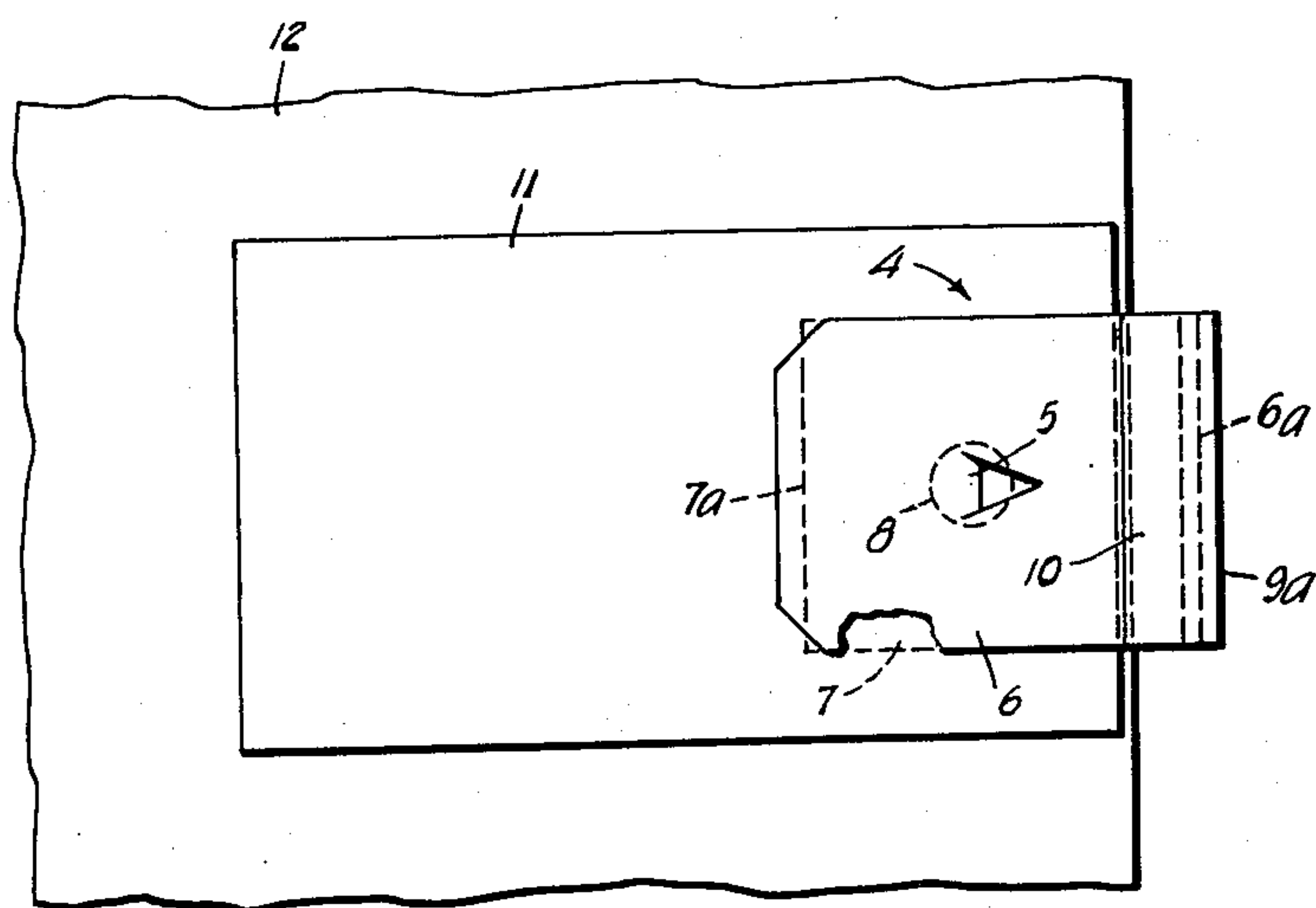


Fig. 3.



INVENTOR.
Sidney Zuckerman

BY

J. C. Holt

ATTORNEY

UNITED STATES PATENT OFFICE

2,624,088

IDENTIFICATION CLIP

Sidney Zuckerman, Freehold, N. J., assignor of
one-third to Albert C. Nolte

Application January 30, 1951, Serial No. 208,515

1 Claim. (Cl. 24—153)

1

This invention relates to clips adapted to fasten identification tags and like objects to a larger piece of fabric, or other puncturable material.

An object of this invention is to provide a clip or fastener which will not injure the fingers of the operator while he is applying same.

Another object of this invention is to provide a clip which may be readily removed from its fastening position.

The clips heretofore constructed were subject to at least two defects which this clip is designed to overcome. The first defect is that the home user, when he is unclipping the tag from his clothing after their return from a dry-cleaning establishment, many times accidentally punctures his finger, since there is no flap preventing the piercing tongue from doing so. Machine-applied staples which avoid the above defects are unsatisfactory as they cannot be readily removed by hand without tearing the fabric. The second defect is that they often disengage themselves too readily and, therefore, their entire purpose is lost. This clip, however, may be locked in place.

Other objects and other uses of the invention will be apparent from the description which follows:

In the drawings:

Figure 1 shows a cross-section of the clip in open position;

Figure 2 is a view similar to Figure 1, the clip being in closed or fastening position; and

Figure 3 is a plan view of the clip in fastening position.

Referring specifically to Figure 1, the clip generally indicated at 4 comprises a piece of thin metal strip which has been bent at 6a and 7a into substantially Z-shaped form. On the upper portion 6 of the Z, a V-shaped piece 5 is downwardly struck to provide a tongue and fabric puncturing member. The connecting portion 7 of the Z has a circular opening 8 formed therein, which opening is in substantially vertical alignment with the V-shaped tongue 5 of upper portion 6. A lower portion 9 completes the Z-shaped formation of the clip 4. The free end of portion 9 is upwardly bent as at 9a to form a locking flange 10.

In operation, a tag 11 is located in a desired position on a piece of fabric or other material 12, as shown in Figures 1 and 3. The clip 4 which is in open or expanded position as shown in Figure 1 is placed along the edge of the material in registering relation with the tag 11. The user then compresses the upper member 6 towards member 9 to collapse the clip into the position shown in Figure 2. While this action is under way, the V-shaped tongue 5 pierces the tag 11 and fabric 12 and passes through the hole 8, until it bears against the lower portion 9 of the clip. On striking this portion, the V-shaped tongue 5

2

will be bent or cammed to the position shown in Figure 2. It is to be noted that the lower member 9 prevents the tongue 5 from pricking the operator's fingers as is the case with many tags in use today.

Flange member 10 is then bent onto the upper portion 6 to the position substantially shown in Figure 2. In this position the flange 10 acts as a lock preventing accidental opening and disengagement of the clip.

In order to accomplish the opening of the clip and subsequent removal of the tag 11 from the fabric 12, the operator inserts his thumbnail or any other thin object between the flange 10 and the upper member 6 and bends this flange clockwise as viewed in the drawings, to a position in which it is at substantially right angles to the lower member 9. He then pulls the flange 10c downwardly and in doing so rotates the member 7 counterclockwise about the edge 6a. This operation causes the hole 8 in portion 7 to be pulled away from the tongue 5 leaving the parts in substantially the Z-shaped configuration as shown in Figure 1, except that the upper member 6 would be lying flush with the tag 11. Having opened the clip he merely removes the same from the tag and fabric.

I have described what I believe to be the best embodiments of my invention. I do not wish, however, to be confined to the embodiments shown, but what I desire to cover by Letters Patent is set forth in the appended claim.

I claim:

In a device of the character described, a substantially Z-shaped clip comprising an upper, connecting and lower portion, a pointed tongue extending from said upper portion, a circular opening in said connecting portion, a locking flange extending from said lower portion, said parts so arranged so that when said clip is collapsed said tongue passes through said opening and is bent towards the free end of said lower portion, said locking flange adapted to be folded over said upper portion to lock said parts in their collapsed position.

SIDNEY ZUCKERMAN.

REFERENCES CITED

The following references are of record in the file of this patent:

UNITED STATES PATENTS

Number	Name	Date
286,430	Hall	Oct. 9, 1883
591,835	Gosewisch	Oct. 19, 1897
917,010	Coy	Apr. 6, 1909
2,074,359	Blake	Mar. 23, 1937

FOREIGN PATENTS

Number	Country	Date
19,441	Great Britain	of 1894