

Jan. 6, 1953

D. BOLLER

2,624,050

SHIRT AND TIE HOLDER COMBINATION

Filed Oct. 29, 1951

Fig. 1

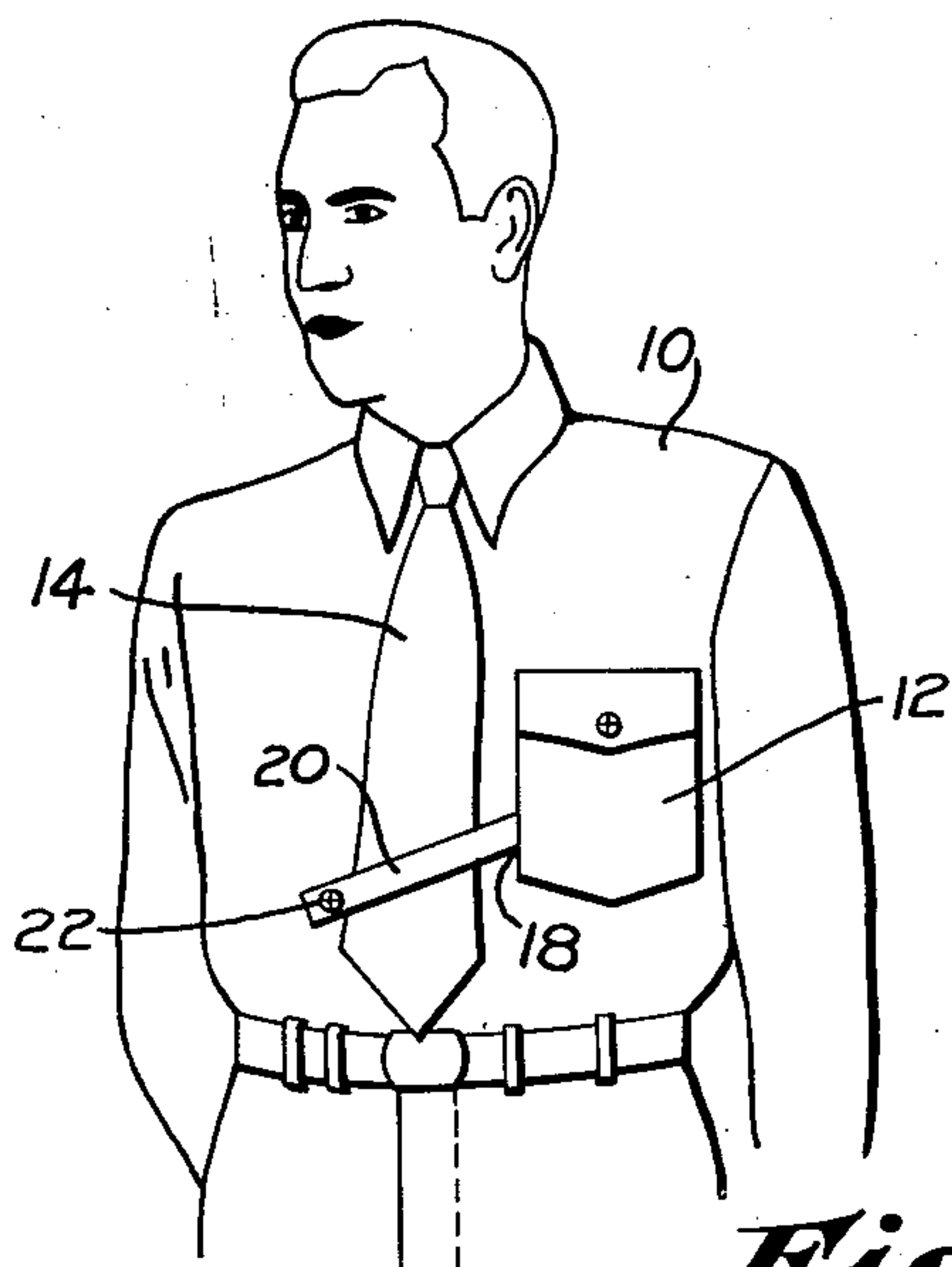


Fig. 2

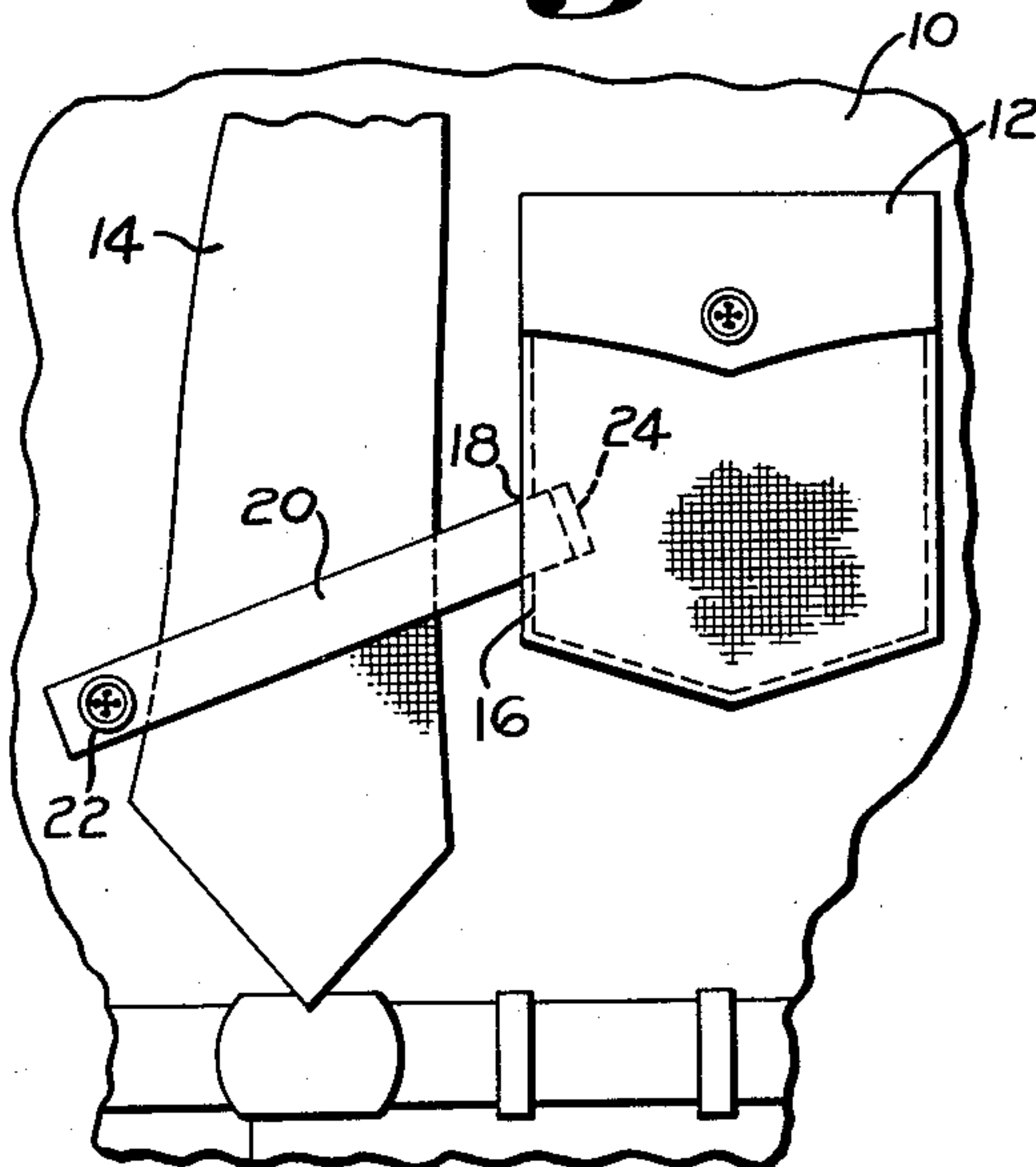


Fig. 6

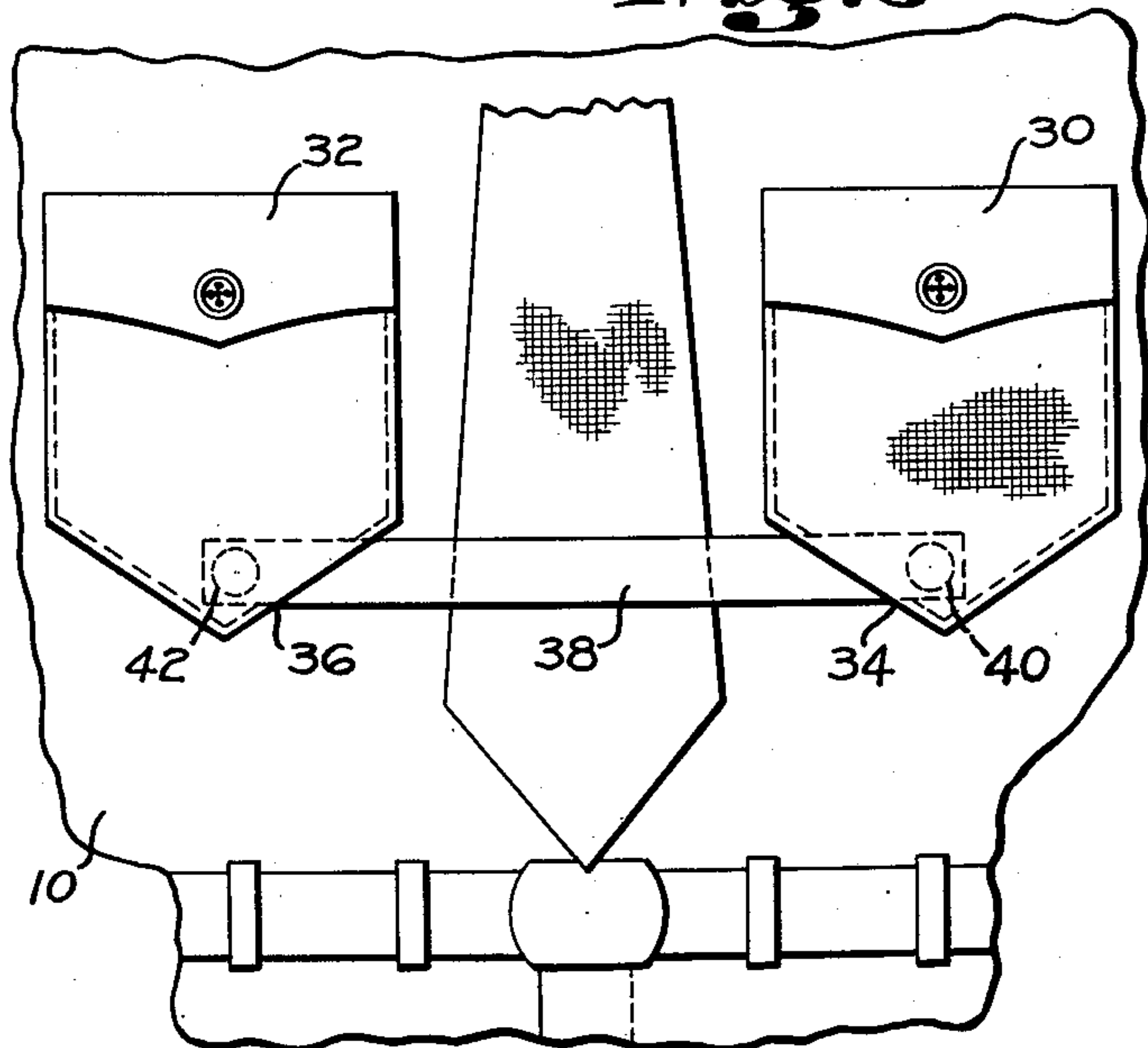


Fig. 3



Fig. 4




Fig. 7

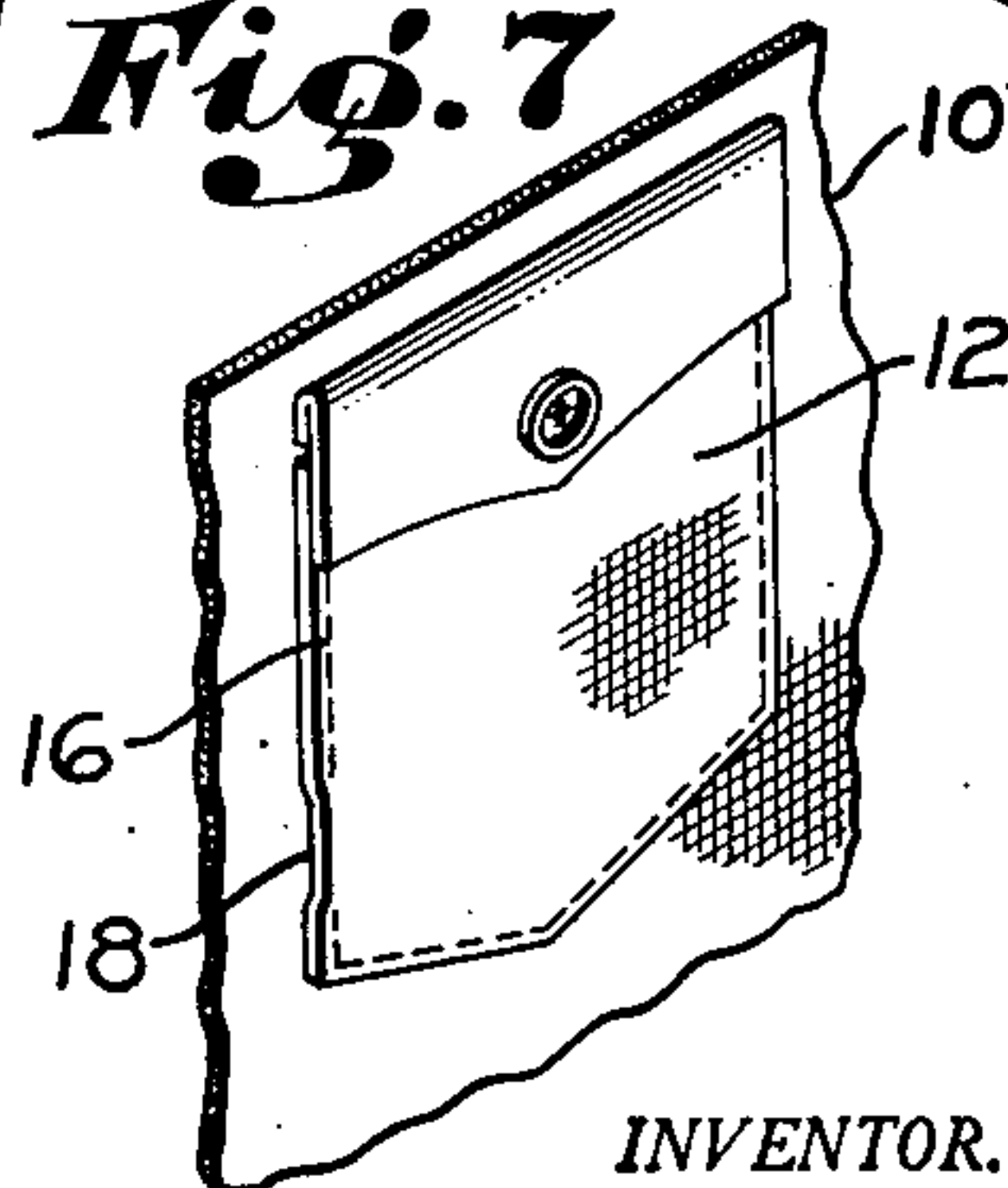
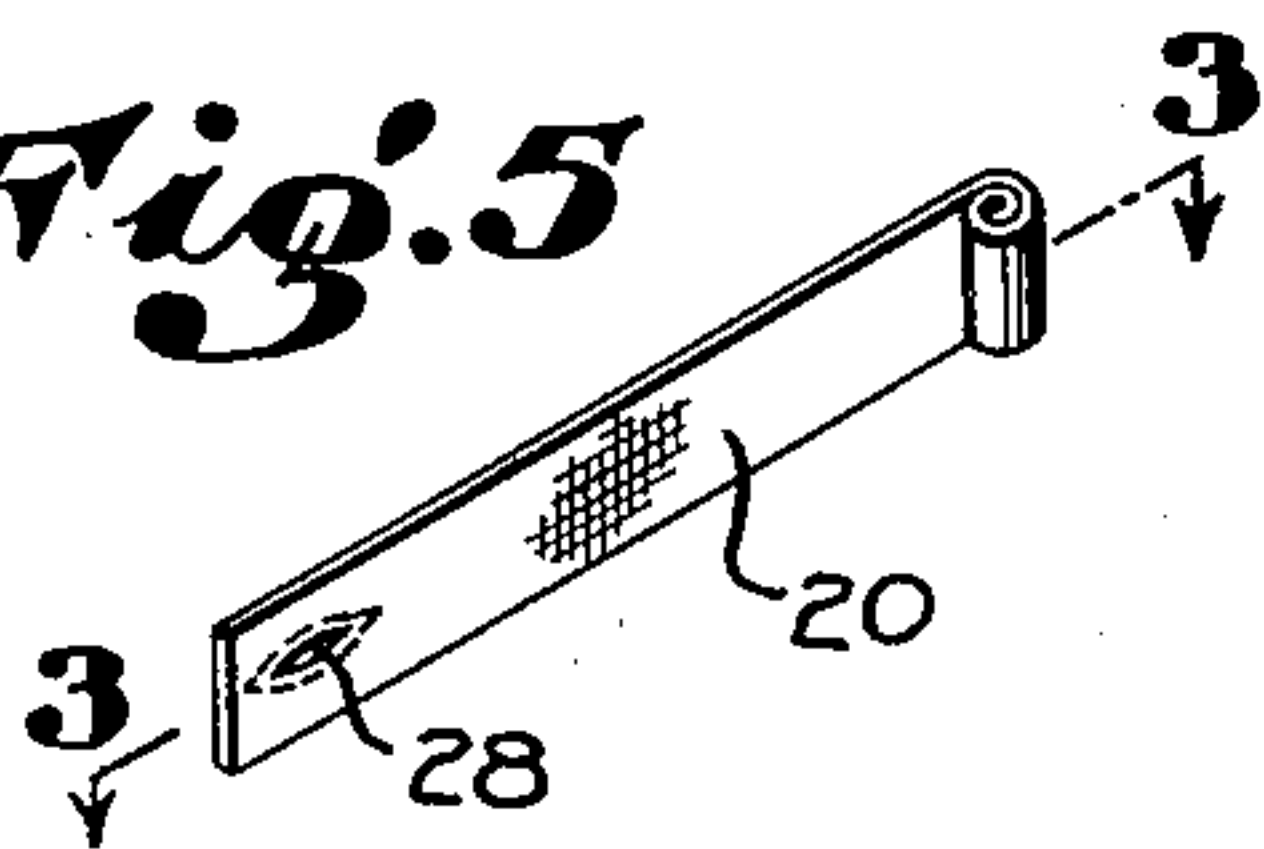


Fig. 5



INVENTOR.

BY *Dana Boller*
Lyon & Lyon
ATTORNEYS

UNITED STATES PATENT OFFICE

2,624,050

SHIRT AND TIE HOLDER COMBINATION

Dana Boller, Burbank, Calif.

Application October 29, 1951, Serial No. 253,614

4 Claims. (Cl. 2—115)

1

This invention relates to a tie holder.

The object of this invention is to provide means for securing a necktie against the shirt of a wearer to prevent its displacement.

A further object of this invention is to provide a tie holder which is readily removable when not in use.

Other objects and advantages will be apparent from the following specification.

In the drawings:

Figure 1 represents a front elevation of a tie holder embodying the present invention.

Figure 2 is an enlarged front elevation illustrating the securing of the tie holder in the pocket.

Figure 3 is a fragmentary side elevation in section of the tie holder.

Figure 4 is a side elevation partially in section of a modified form of the tie holder.

Figure 5 is a perspective view of a further modification of this tie holder.

Figure 6 is a front elevation of a further modified form of this invention.

Figure 7 is a perspective view of the pocket adapted to receive the tie holder.

Referring now to Figures 1, 2, 3 and 7, wherein the principal embodiment is illustrated, a shirt 10, of any type well known to those skilled in the art, is provided with a pocket 12 which pocket, on the side adjacent the necktie 14, has a seam 16 separated, as at 18, to slidably receive one extremity of the tie holder 20. The tie holder 20 is preferably of the same material as the shirt 10, and is provided at the other extremity with a snap 22 adapted to secure this extremity to the shirt 10. As clearly illustrated in Figure 1, the snap 22 is positioned below the separation 18 in the pocket 12. This provides a greater surface of the tie holder 20 bearing against the tie 14, preventing the lower extremity of the tie from undue movement. The first mentioned extremity of the tie holder slidably fits into the separation 18 in the pocket 12, and this extremity is rolled, as seen in Figure 3, and stitched to provide an enlarged portion 24 thereon. This enlarged portion 24 is preferably formed of sufficient size so that it will not slip through the separation 18 in the pocket.

By providing the slidable relationship between the tie holder 20 and the pocket 12, it is readily apparent that when the tie holder is not in use, it may be withdrawn through the separation 18 and retained in the pocket 12, or removed entirely from the shirt.

Referring now to Figure 4, a modified form

2

of the tie holder is illustrated wherein a rod 26 of suitable material is inserted in the extremity 24 of the tie holder, which extremity is folded back and stitched to the body of the tie holder, securing the rod 26 therein.

Referring to Figure 5, it is, of course, apparent that instead of utilizing snap 22 to retain the holder to the shirt 10, the holder may be provided with a button hole 28 adapted to be secured to a suitable button provided on shirt 10.

Referring now to Figure 6, the shirt 10 in this embodiment is provided with two pockets 30 and 32, each of which is provided with a separation 34 and 36 in the pockets into each of which an extremity of the tie holder 38 will project. Inside of each pocket is provided holding means such as snaps 40 and 42. In this modified form of the invention, it is apparent that the tie holder can be withdrawn when not in use into either pocket, or may be completely removed from the shirt 10.

While what hereinbefore has been described as a preferred embodiment of this invention, it is readily apparent that changes in the size, shape and disposition of the component elements can be resorted to without departing from the scope of this invention and the appended claims.

What is claimed is:

1. In a shirt having a stitched pocket thereon, the combination with said pocket of: means forming a separation in the stitching of said pocket, a tie holder removably inserted into said separation at one extremity, means for releasably securing the remaining extremity of said tie holder to said shirt forming a loop to secure the lower extremity of a necktie to said shirt.

2. In a shirt having a stitched pocket thereon, the combination with said pocket of: means forming a separation in the stitching of said pocket, a tie holder removably inserted into said separation at one extremity, means forming an enlargement on the above mentioned extremity preventing its passing through said separation in said stitching, means for releasably securing the remaining extremity of said tie holder to said shirt forming a loop to secure the lower extremity of a necktie to said shirt.

3. In a shirt having a stitched pocket thereon, the combination with said pocket of: means forming a separation in the stitching of said pocket, a tie holder removably inserted into said separation at one extremity, means forming an enlargement on the above mentioned extremity preventing its passing through said separation

3

in said stitching, means positioned below said separation in said stitching releasably securing the remaining extremity of said tie holder to said shirt forming a diagonal loop with reference to said pocket to secure the lower extremity of a necktie to said shirt.

4. In a shirt having a pair of stitched pockets symmetrically disposed on the front of said shirt, the combination with said pockets of: means forming separations in the stitching of each pocket on the sides of said pockets adjacent one another, a tie holder having one extremity projecting through each of said separations, means disposed in each pocket for releasably securing

4

the extremity of said tie holder projecting into said pocket.

DANA BOLLER.

REFERENCES CITED

The following references are of record in the file of this patent:

UNITED STATES PATENTS

10	Number	Name	Date
	2,030,905	Wolfe	Feb. 18, 1936
	2,043,799	Joka et al.	June 9, 1936
	2,233,176	Jakob	Nov. 26, 1940