

March 6, 1951

G. JOHNSON

2,544,501

CIGARETTE CONTAINER

Filed April 11, 1947

FIG. 1.

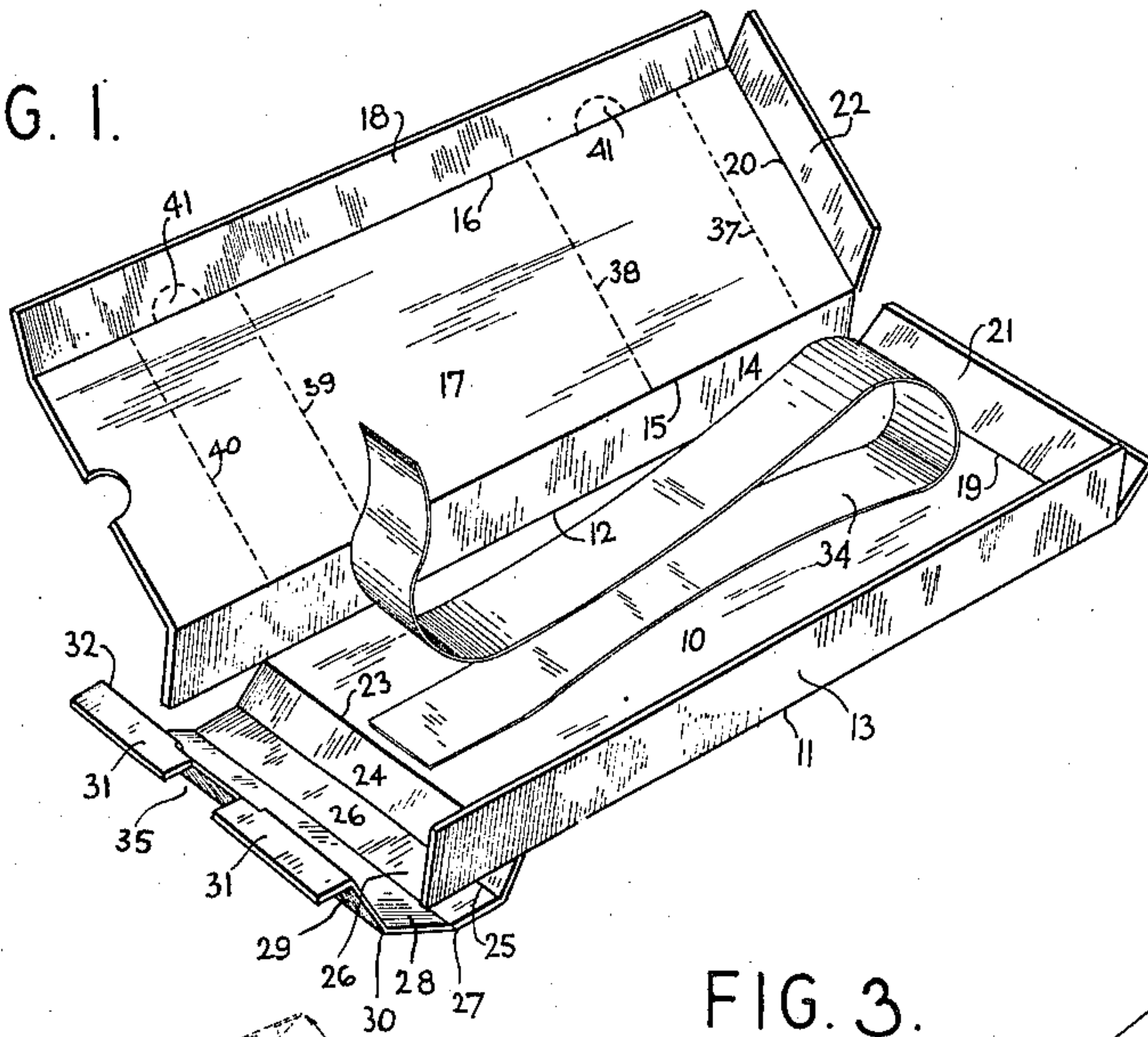


FIG. 2.

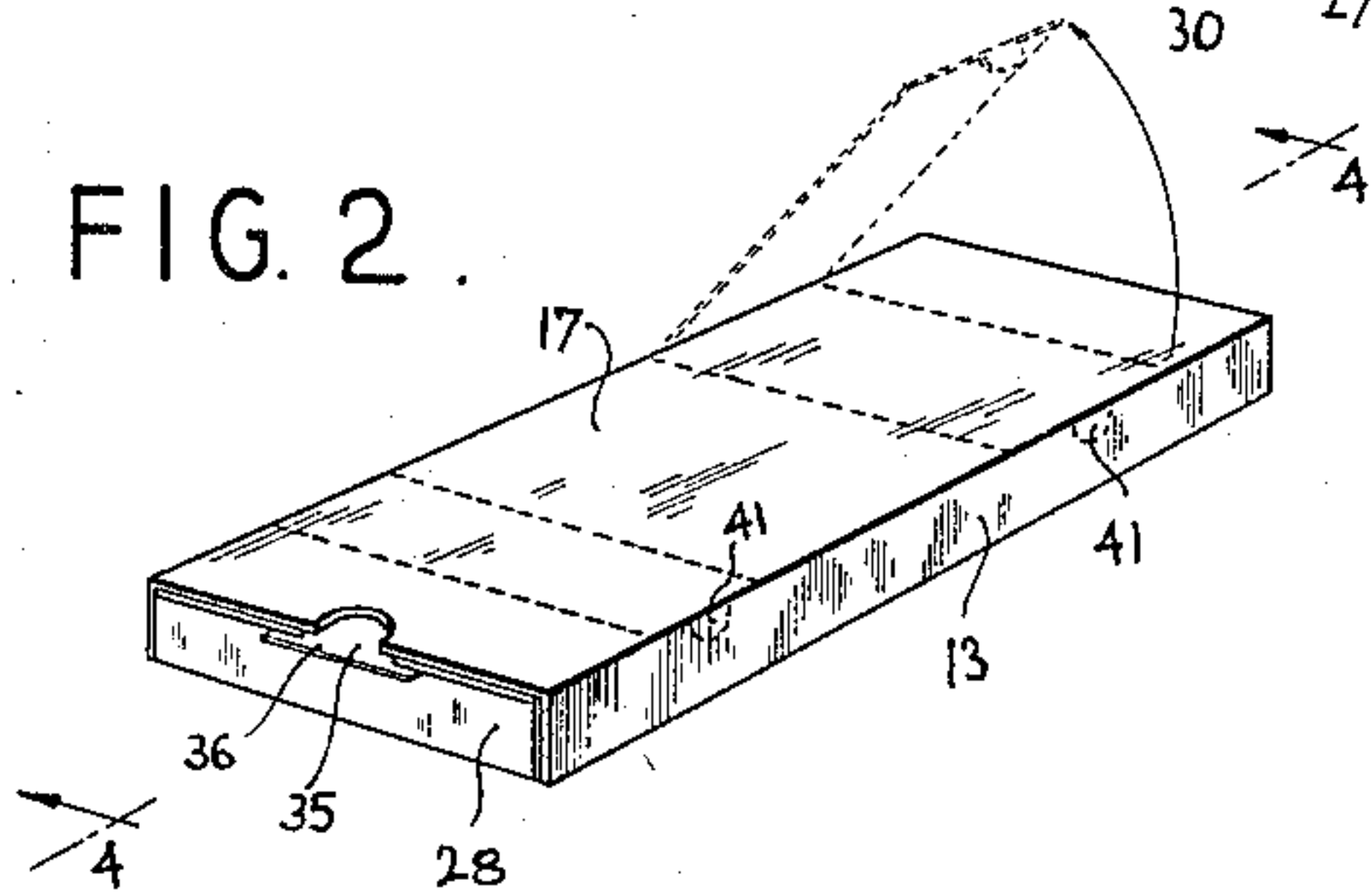


FIG. 3.

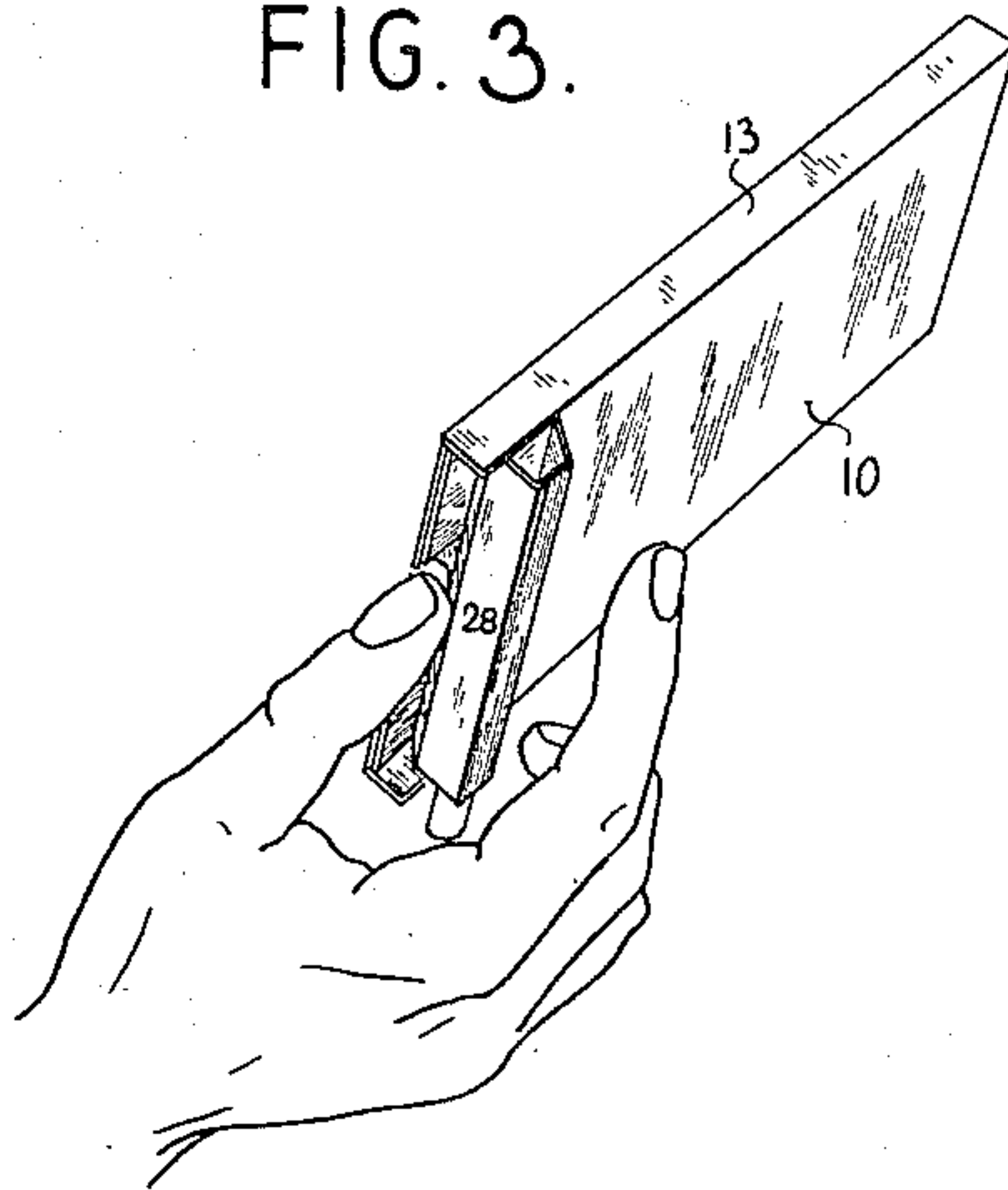


FIG. 4.

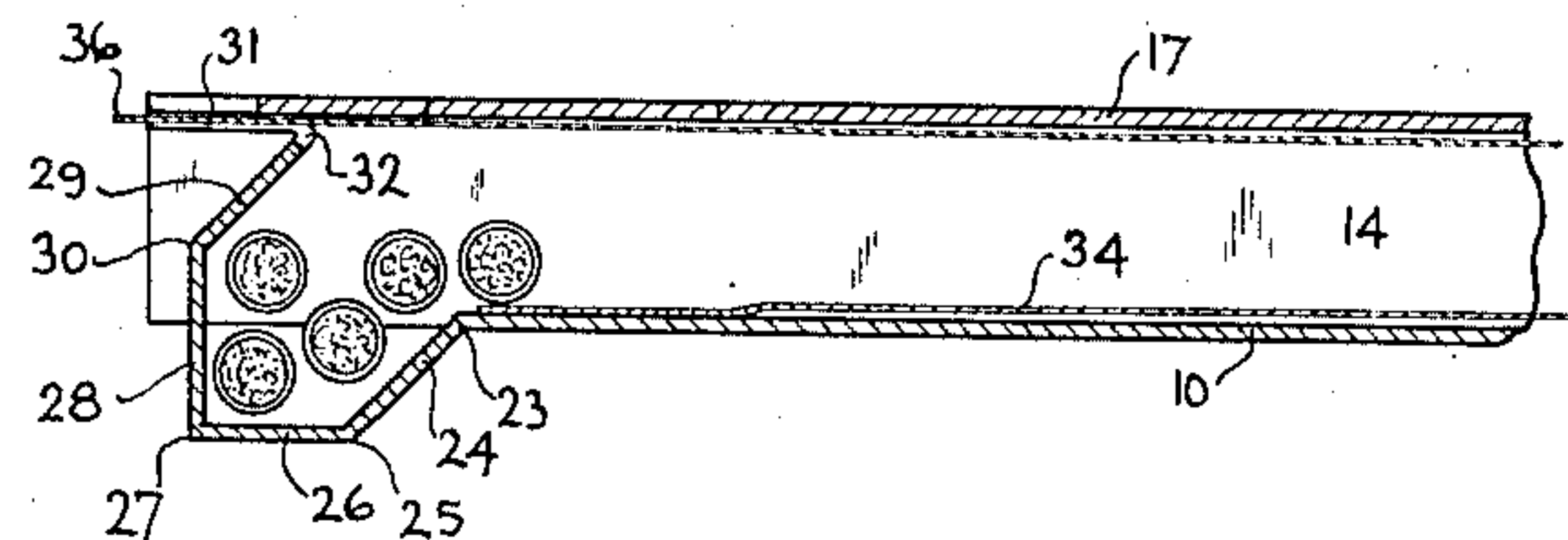
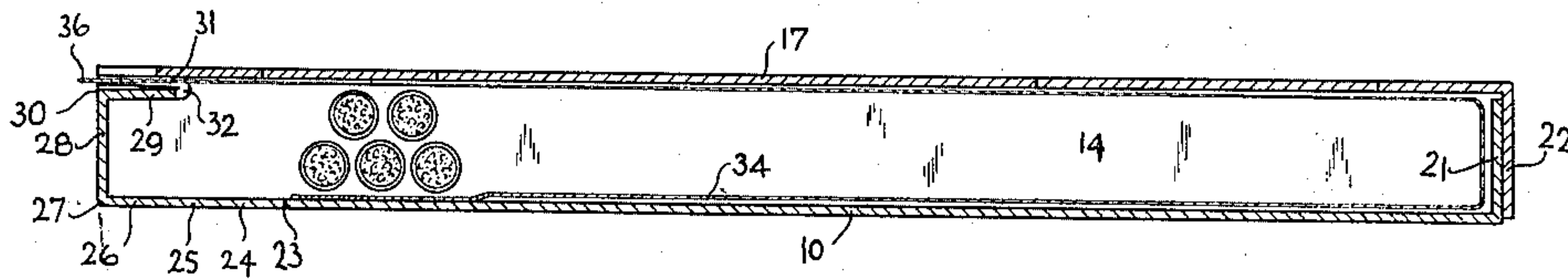


FIG. 5.

INVENTOR.  
GENE JOHNSON.

BY *Edward Thomas*

HIS ATTORNEY.



## UNITED STATES PATENT OFFICE

2,544,501

## CIGARETTE CONTAINER

Gene Johnson, Westchester County, N. Y.

Application April 11, 1947, Serial No. 740,869

3 Claims. (Cl. 206—41.2)

1

This invention relates to containers suitable for cigarettes and is herein disclosed in some detail as embodied in a cardboard box adapted to hold forty cigarettes, to be carried in an ordinary clothes pocket, and as adapted to deliver a single cigarette at a time.

The ordinary cigarette package consists of cigarettes held by a paper or other flexible wrapper and is troublesome to open, allows the cigarettes to be easily damaged, especially when only a few remain in the pack, and is in other ways unsatisfactory.

Some cigarettes are packed in flat cardboard boxes which carry openable tops hinged along one long edge and preserve the cigarettes from crushing, but, when half the cigarettes are removed, allow the others to rattle around and thus knock out part of their shreds of tobacco, and, moreover, require some attention when extracting one cigarette when only a few others remain.

To be satisfactory the cardboard boxes must be flat so as to lie inconspicuously in a clothes pocket, and ordinarily must not be more than two cigarettes thick. They must be so built that the hinged top does not easily open by accident, and must be capable of being produced by automatic machinery.

For these and other reasons very many smokers remove all the cigarettes from the original pack or box when they open it and transfer the cigarettes to a metal pocket cigarette case or holder, discarding the box or other original container.

The foregoing objections and disadvantages of cigarette packs and boxes arise independently of whether the coverings are lined with meal foil or other interior facing material.

According to the present invention the foregoing and other objections and disadvantages are overcome, and a container is provided which takes the form of a flat box, is capable of being cheaply produced and filled on a very large scale by automatic machinery, and from many types of cardboard.

In the form shown in some detail a flat box, capable of holding two layers of cigarettes is provided with a bottom hinge near one end, so that when the end of the bottom is depressed, it allows a cigarette to drop with it between the end wall and the hinge, with the result that the depressed part of the bottom and the end wall, which is carried down with it, forms an open ended channel carrying a single cigarette. By tilting the box, the single cigarette drops out sliding endwise.

Then the end of the bottom is pushed up and the box is effectively closed, and will not ordinarily open in a clothes pocket. Thus the cigarettes are safely carried.

2

In the form shown, the cigarette case also includes a device for feeding the cigarettes toward the hinged end or for holding them against rattling around, or to effect both feeding and holding them against rattling.

In the form shown, this device includes a belt, which may be of cellophane, lying along the bottom, from near the hinge, and underlaying all the cigarettes, and carried up and over the last cigarette and then over all the cigarettes and out through the end above the hinge.

Thus a pull on the belt pulls the cigarettes along toward the hinge, and tends to hold them by reason of friction.

The projecting end of the belt may be torn short, if desired, along the edge of the stiff top of the box.

The case may include a lid or lids, normally held down but adapted to be released to enable the interior of the case to be inspected and the cigarettes to be pushed along by a finger, if desired.

Other features and advantages will hereinafter appear.

In the accompanying drawings:

Fig. 1 shows the box or container of the present invention opened out to show the parts normally concealed.

Fig. 2 shows the closed box, indicating in dotted lines how an access door may be opened.

Fig. 3 shows a cigarette falling out when the box is operated to deliver a cigarette.

Fig. 4 is a sectional side view on the line 4—4 of Fig. 2.

Fig. 5 is a similar view showing one cigarette about to fall out.

In the form of the invention illustrated in some detail, a sheet of suitable cardboard forms the bottom 10 of the box, and is scored along lines 11 and 12 where it bends up to form relatively shallow sides 13 and 14, and is further scored at 15 and 16 to provide bends for the top 17 and overlap 18 which latter bends down and is usually glued to the sides 13 to form the side of the case.

The cardboard is also shown as scored at 19 along the bottom 10, and at 20 along the top 17, to form flaps 21 and 22, which turn over and are glued together to form the unitary end of the box.

The bottom 10 is further scored at 23 to provide a delivery device for the box. In the form shown, the delivery device includes a flap 24 formed by the score 23, cut clear of the sides 13 and 14, and ending in a score 25 forming a secondary flap 26 also cut clear of the sides and adapted to form a movable bottom end of the box; see Fig. 4.

The flap 26 is shown as adapted to be hinged to the top 17, so as to swing parallel to the bottom 10.



3

To effect this, the flap 26 ends in a score 27 to form a flap 28 which serves as a vertical end (see Fig. 4) to the box, closing it although it is free to move up and down hinging on a flap 29 formed by a score 30 at the end of flap 28.

The flap 29 is shown as hinged to a flap 31 at a score 32 at the end of the flap 29, and as glued to the inside of the top 17 at its edge, with the result that the flaps 26 and 28 can move downward in the form of a channel holding a cigarette, see Fig. 5, adapted to support the single cigarette clear of the side 14.

If the box is then tilted on one edge the cigarette slides out easily, the other cigarettes being retained by the side 13 or the side 14, depending on which way the box is tilted.

It is found to work thus highly efficiently if the sides 13 and 14 are high enough to hold easily two transversely superposed cigarettes, and the flap 26 holds one cigarette on its bottom but only one as shown diagrammatically in Fig. 5 with the cigarettes spaced for clearness.

In order to insure the freedom of the cigarettes from jamming and to feed them toward the end 28, if need be, there is shown a pull belt 34, which has been found satisfactory if made of cellophane and about one inch wide.

The belt 34 is shown as lying on the bottom 10, and fastened, as by gluing, near the score 23. The belt 34 underlies all the cigarettes, going as far back as the end 21, 22, and thus come forward above the cigarettes, and out at 36 through an open space 35 in the flap 31, between its glued margins.

The top 17 is preferably notched just over the space 35 for convenience in pushing down the flap 29 and, with it, the channel-forming flaps 26 and 28.

In the form shown, the top 17 is scored at 37, 38, 39, 40 to provide access openings to enable the cigarettes to be pushed along by inserting a finger. To facilitate opening these openings each is shown as provided with a tab 41 adapted to be released by pressure, but normally held by its imperfectly cut perforations so that it normally forms part of the closed box wall.

The scored lines 37, 38, 39, 40 are readily broken to free the areas between them to swing on the line 15 as hinge.

The whole box is well adapted to be constructed of any suitable cardboard, even metal lined board, and to be provided with a paper or other covering for tightness or appearance. It is so shaped as to lie easily and flat in an ordinary clothes pocket.

Having thus described one form of the invention in some detail, what is claimed is:

1. A flat box having a top, a bottom and shallow sides and adapted to hold not over two superposed layers of cigarettes, the bottom, at one end, being scored along spaced parallel transverse lines to provide a first bottom flap, a second bottom flap hinged to the first, said first and second bottom flaps being free of the sides so that the second bottom flap swings down parallel to the bot-

4

tom, a top hinge within the top, a third flap within the top and turning on the top hinge to move parallel to the first flap, the top hinge being spaced inwardly from the end of the box a distance equal to the width of the third flap and a fourth flap hinged to the third and second flaps to cause them to swing together to form a bottom open-ended channel adapted to deliver a single bottom layer cigarette through its open end.

2. A flat box having a top, a bottom and shallow sides and adapted to hold not over two superposed layers of cigarettes, the bottom, at one end, being scored along spaced parallel transverse lines to provide a first bottom flap, a second bottom flap hinged to the first, said first and second bottom flaps being free of the sides so that the second bottom flap swings down parallel to the bottom, a top hinge within the top, a third flap within the top and turning on the top hinge to move parallel to the first flap, the top hinge being spaced inwardly from the end of the box a distance equal to the width of the third flap and a fourth flap hinged to the third and second flaps to cause them to swing together to form a bottom open-ended channel adapted to deliver a single bottom layer cigarette through its open end, and a belt attached under the cigarettes near the channel flaps and passing around the back cigarettes and forward over the cigarettes, and adapted to be pulled to move the cigarettes forward.

3. A flat box having a top, a bottom and shallow sides and adapted to hold not over two superposed layers of cigarettes, the bottom, at one end, being scored along spaced parallel transverse lines to provide a first bottom flap, a second bottom flap hinged to the first, said first and second bottom flaps being free of the sides so that the second bottom flap swings down parallel to the bottom, a top hinge within the top, a third flap within the top and turning on the top hinge to move parallel to the first flap, the top hinge being spaced inwardly from the end of the box a distance equal to the width of the third flap a fourth flap hinged to the third and second flaps to cause them to swing together to form a bottom open-ended channel adapted to deliver a single bottom layer cigarette through its open end, a top for the box, and partially perforated lines on the top adapted to be broken to provide a hinged section adapted to be swung up to inspect the interior where the cigarettes lie.

GENE JOHNSON.

#### REFERENCES CITED

The following references are of record in the file of this patent:

#### UNITED STATES PATENTS

Number	Name	Date
1,718,572	Marcuse	June 25, 1929
1,953,418	MacDonald	Apr. 3, 1934
2,115,673	Stompe	Apr. 26, 1938