

Feb. 6, 1951

H. L. WINSOR
PLAYTHING FOR CATS
Filed May 6, 1949

2,540,309

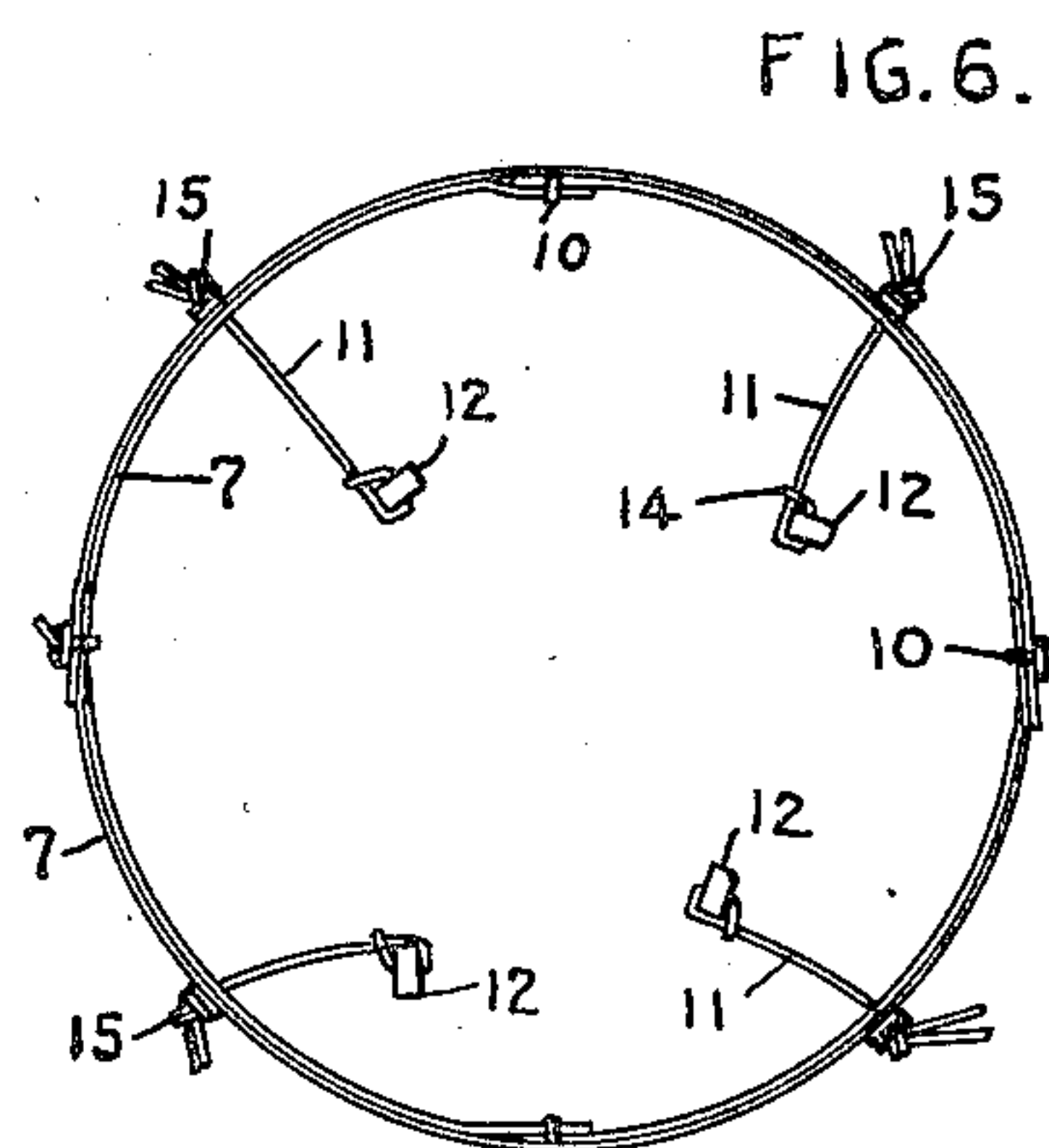
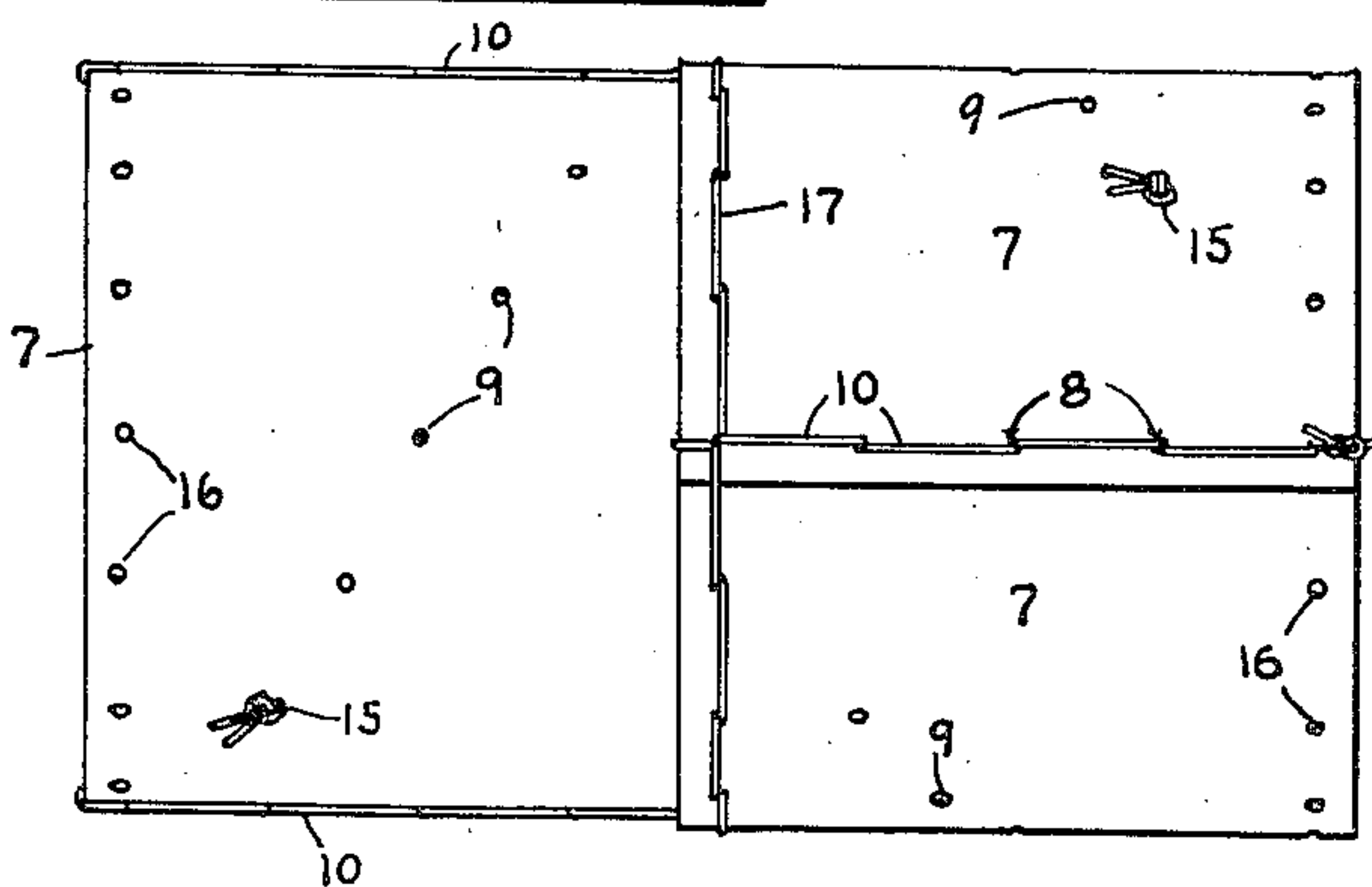
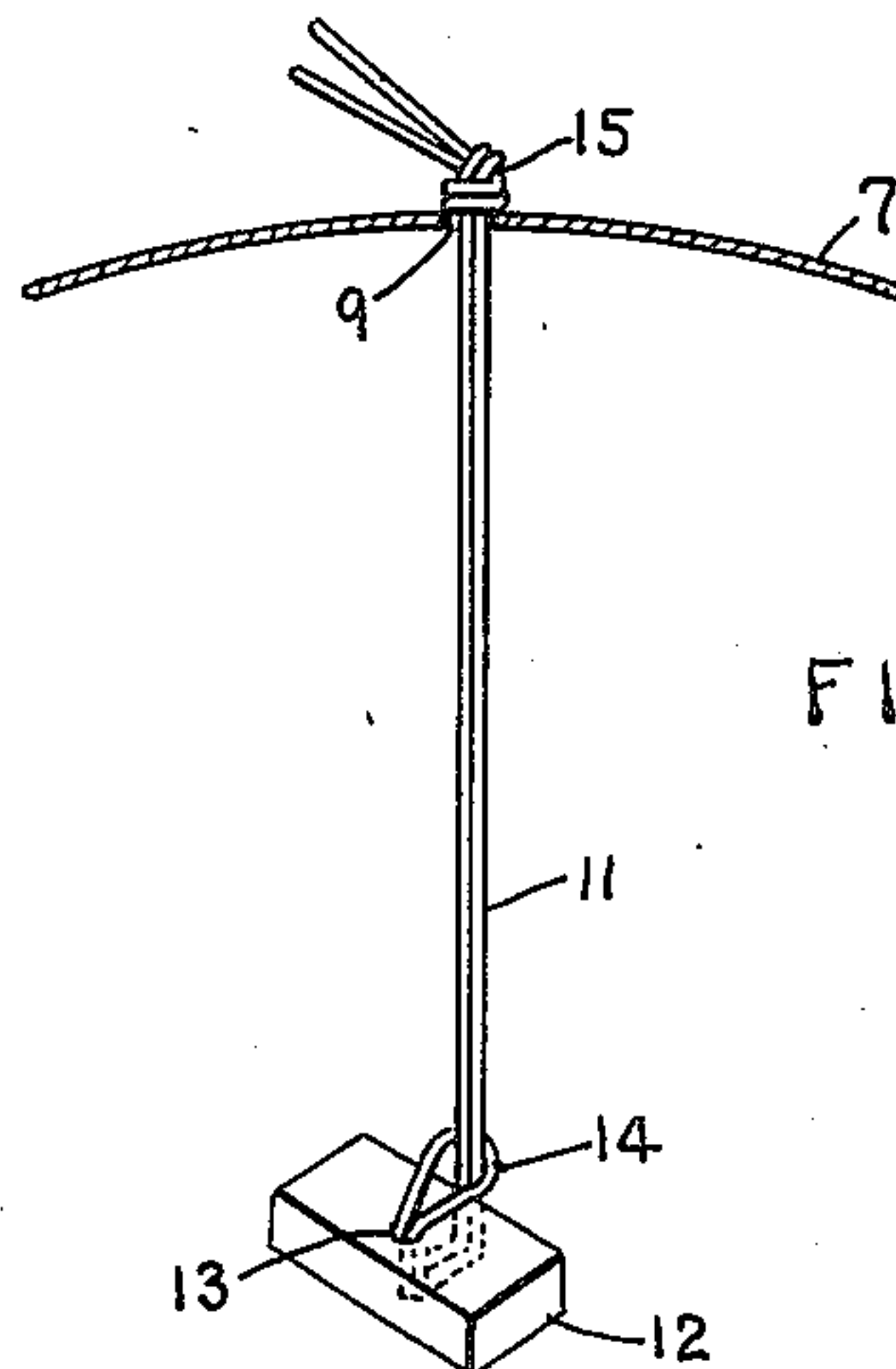
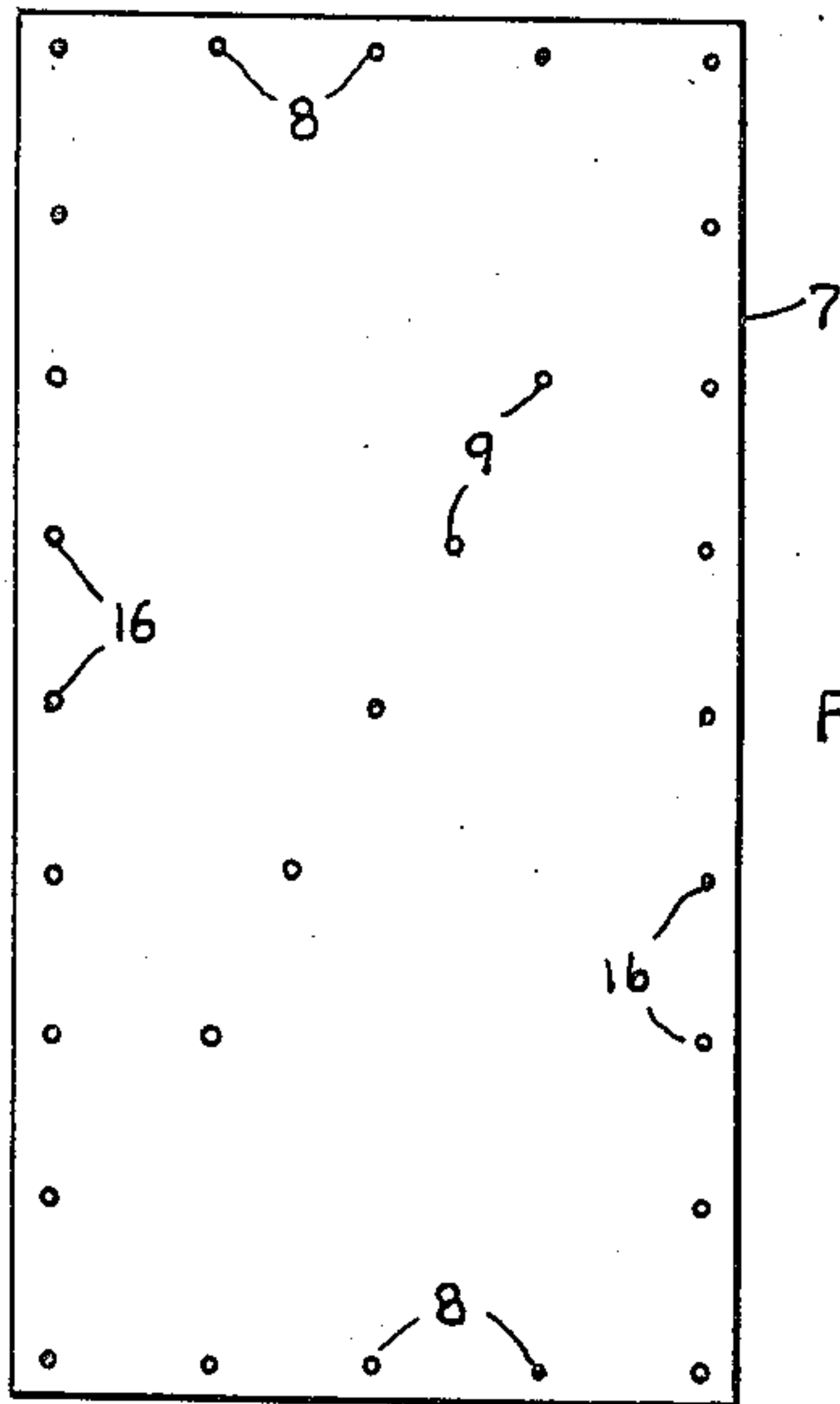
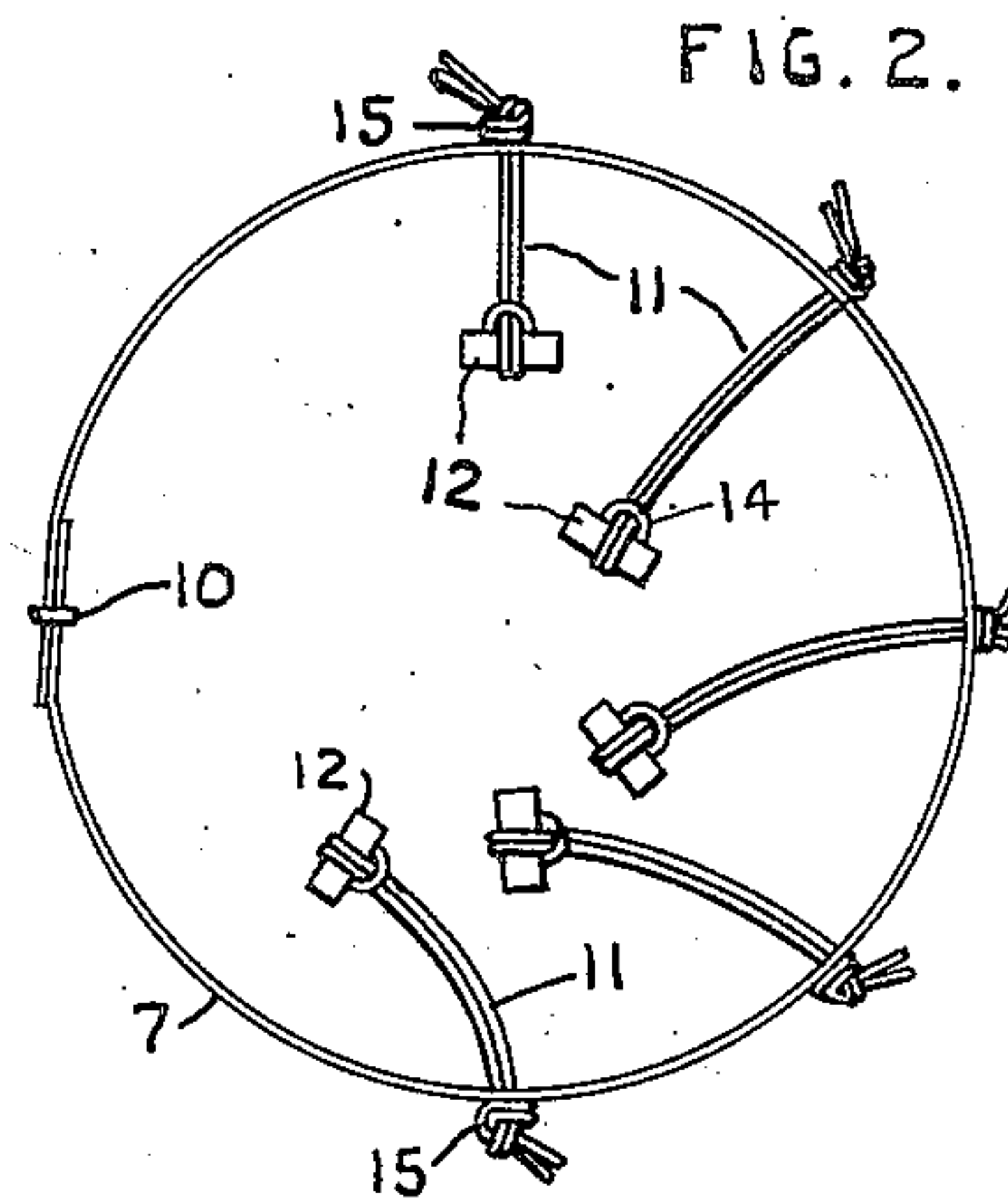
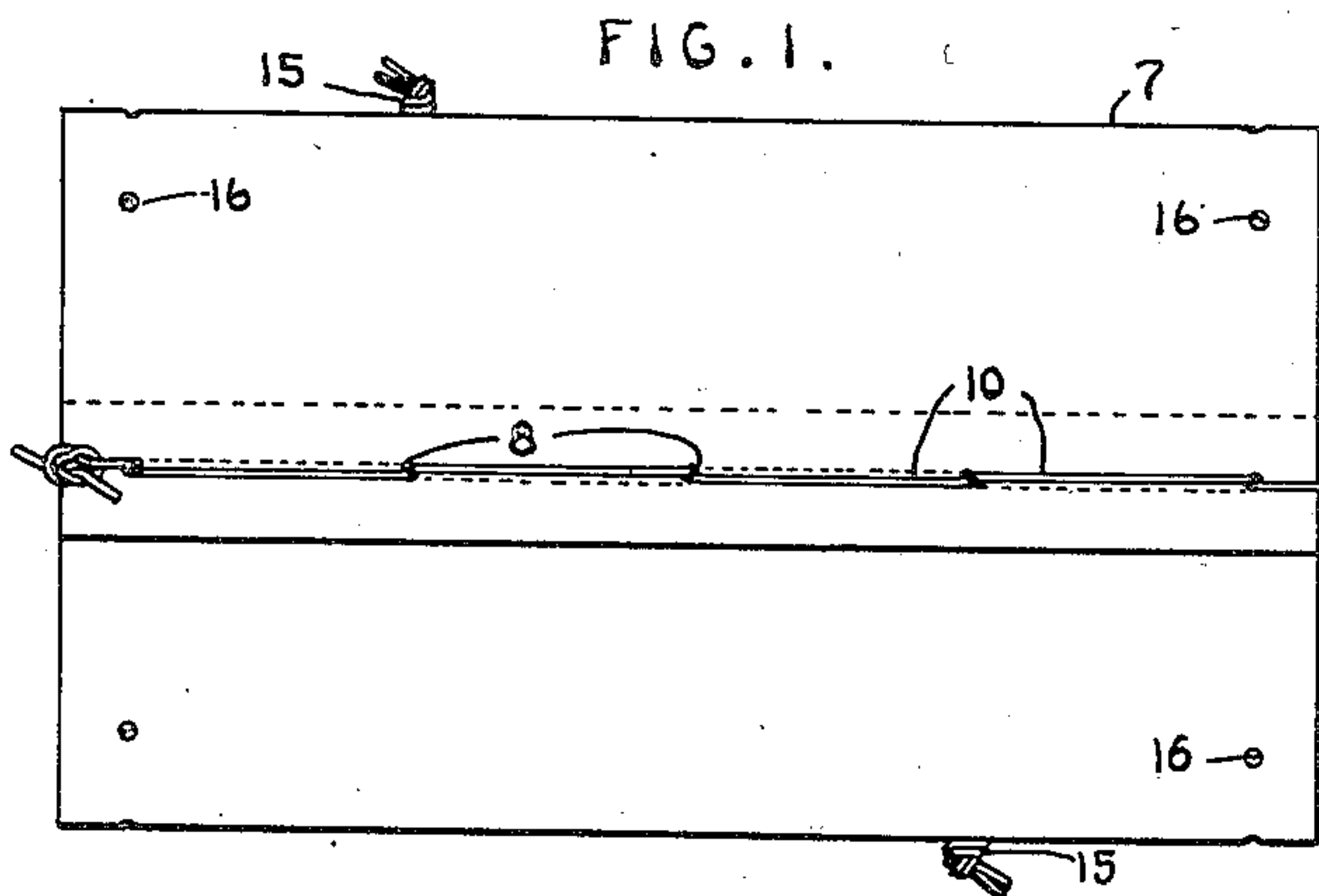


FIG. 5.

INVENTOR.
HAROLD L. WINSOR
BY *Albert J. McCauley*
ATTORNEY.

UNITED STATES PATENT OFFICE

2,540,309

PLAYTHING FOR CATS

Harold L. Winsor, East St. Louis, Ill.

Application May 6, 1949, Serial No. 91,813

5 Claims. (Cl. 119—29)

1

This invention relates to playthings for cats. The human interest appears in a device which induces the cats to perform numerous antics quite amusing to the observers, and at the same time provide desirable exercises for the cats.

Briefly stated, the cat is attracted to a tubular object containing movable toy elements likely to interest the cat. This tubular object may be approximately in the form of a cylinder free to roll upon a floor and large enough to receive the cat.

As an illustration of one form of the invention, I will specifically describe a transparent tubular roller open at both ends, containing several yieldably supported toy elements which induce the cat to enter the open passageway. The cat will naturally try to grab the movable toy elements, and this usually results in irregular rolling movements of the transparent tube wherein the cat may be repeatedly overturned in its efforts to grasp the moving toys.

Aside from the foregoing, a separate and distinct object is to provide an article of this kind consisting of very simple details to be assembled by the purchaser. The details may provide for varying diameters and lengths of the rolling toy.

With the foregoing and other objects in view, the invention extends to variations and modifications described by the claims hereunto appended.

Fig. 1 is a side view of an article conforming to the invention.

Fig. 2 is an end view of the same.

Fig. 3 is an enlarged detail view showing one of the yieldable toy elements.

Fig. 4 is a detail view, drawn to a reduced scale, showing a flat sheet adapted to form part of a rotatable tube.

Fig. 5 is a side view showing how a plurality of the flat sheets may be united to produce a longer tube having a relatively large diameter.

Fig. 6 is an end view of the tube shown in Fig. 5.

The general idea shown by Figures 1, 2, 3 and 4 includes only one of the sheets drawn to a reduced scale in Fig. 4. However, desirable forms of the invention involve a plurality of the sheets to provide for selective variations in the length and diameter of the rolling plaything.

A special commercial value appears in an arrangement of details which enables the device to be sold in a very small package, consisting of one or more of the flat sheets together with sufficient string and toy elements for convenient assembly by the purchaser. For sanitary cleansing, the flat sheets, toy elements, and also the string, can be made of waterproof plastic material.

To set forth suitable details in one form of the invention, Fig. 4 shows a flat sheet of transparent plastic material 7 having perforations 8 in its end margins. This sheet is also provided with a series of toy-receiving perforations 9 located between said end margins. The perforations 9 may be separated from each other in a diagonal line (Fig. 4) to provide for anchorage of toys at sepa-

2

rated points along and around the periphery of a tubular roller, which will be presently described.

When said end margins of the sheet 7 are lapped to form a tube, as shown by Figures 1 and 2, the perforations 8 at one end margin will register with corresponding perforations at the other end margin. String 10 may then be laced through the registering perforations, so as to anchor the lapped margins in the tubular formation.

Additional string sections 11 may be inserted through the toy-receiving perforations 9 and loosely anchored at the periphery of said tubular formation, so as to provide a series of separated yieldable toy objects within the tube. For convenient assembling by an unskilled person, I have shown toy objects 12, each of which is perforated at 13 (Fig. 3) to receive a loop 14 of the string 11. This loop is inserted through the perforation 13, and the doubled string 11 is then inserted through the loop. Thereafter, the free end portions of the doubled string 11 are inserted through a perforation 9, and a simple knot 15 is tied in the outer end of the doubled string to loosely anchor the toy object to the periphery of the tubular roller.

The distance from each of said toy elements 12 to said periphery is substantially less than the internal diameter of said tubular roller, and the strings are anchored at separated points along and around said periphery to confusingly scatter the toy elements. It will also be observed that the transparent roller is free to roll or oscillate on a floor in response to the amusing antics of a cat trying to grasp the deliberately scattered toy elements.

A plurality of the flat sheets 7 (Fig. 4) may be assembled end to end to form a roller having a relatively large diameter. For example, an end margin of one of said flat sheets 7 may be anchored to an end margin of a companion sheet 7 to provide an elongated strip having end margins wherein the perforations 8 at one end can register with corresponding perforations 8 at the opposite end of the elongated strip. The ends of the elongated strip can then be lapped and connected together by means of string 10 threaded through their perforations 8 to produce a roller having a relatively large diameter. In this event, the length of the enlarged roller will be equal to the width of a sheet 7.

However, a plurality of the rollers may be telescoped with each other, as suggested in Figures 5 and 6 to produce an elongated roller. The side margins of each flat sheet 7 may be provided with perforations 16 adapted to register with corresponding perforations 16 of a companion sheet when the rollers are telescoped with each other. String 17 may be laced through the registering perforations 16 to unite the lapped ends of the telescoping rollers, as shown in Figures 5 and 6.

In assembling details of the device shown in

Figures 1 and 2, the several toy elements 12 may be attached to strings 11 at an initial stage of the procedure. The free ends of strings 11 can then be conveniently inserted through perforations 9 and provided with knots 15 while the sheet 7 is in an approximately flat condition. Thereafter, the end margins of said sheet are lapped and laced to each other through the registering perforations 8 to complete the article shown in Figures 1 and 2.

When a plurality of sheets 7 are employed to produce a relatively large roller, the toy elements 12 may be attached to all of the flat sheets at an initial stage, before the several sheets are attached to each other, and in forming an elongated roller, said margins of the companion flat sheets 7 may be lapped and attached to each other by string 17 threaded through registering perforations 16 before the sheets are bent to form the tube.

Numerous actual demonstrations of the invention have clearly shown that it provides highly amusing entertainment for spectators who are constantly surprised by unexpected antics of a cat in its natural efforts to grasp the yieldable toy elements.

While the several perforations 9 provide for the reception of numerous toy devices 11-12, it is to be understood that any desired number of the toy elements may be used, and that the toy elements may be of any desired shape. Furthermore, when several toy elements are employed, the strings 11 may vary in length to locate the toy elements 12 at different distances from the periphery of the tubular roller, as suggested in Figures 2 and 6.

In Figures 5 and 6 I have shown four of the sheets 7 united at their lapped margins to produce a relatively long roller having a relatively large diameter. In this illustration each of the four sheets 7 has five toy-receiving perforations 9, making a total of twenty perforations. However, a relatively small number of toy elements are attached through selected perforations 9.

Advantages are gained by employing the flat sheets 7 in connection with separate strings 10, 11 and 17 to be used by the purchaser in assembling the plaything. However, the tubular roller may be formed in any suitable manner, and the yieldable toy device may be formed as desired in any manner that will attract the cats and induce them to perform amusing antics in the rolling tube while trying to grab or strike the yieldable toy objects.

I claim:

1. In a plaything for cats, a freely rotatable transparent tube adapted to receive the cats, strings extending inwardly from the periphery of said transparent tube, and toy elements yieldably supported at the inner ends of said strings to attract the cats, said transparent tube being free to roll on a floor in response to movements of a cat trying to grasp said toy elements.

2. In a plaything for cats, a transparent tubular roller open at both ends to provide a passageway for the cats, strings extending inwardly from the periphery of said transparent tubular roller, and toy elements yieldably supported by said strings to attract the cats, the distance from each of said toy elements to said periphery being substantially less than the internal diameter of said transparent tubular roller, said strings being anchored at separated points along and around said periphery to confusingly scatter the toy elements, and said transparent tubular roller being

free to roll on a floor in response to movements of a cat trying to grasp said toy elements.

3. In a device to make a rolling plaything for cats, a flat sheet of transparent plastic material having perforated end margins adapted to be lapped to form a transparent tube wherein the perforations at one end margin register with perforations at the other end margin, string to be inserted through the registering perforations so as to anchor the lapped margins to each other in the tubular formation, said sheet of transparent material also having a series of toy-receiving perforations between said end margins, additional string to be inserted through said toy-receiving perforations and anchored at the periphery of said tubular formation, to provide a series of separated loose strings within the tubular formation, and toy objects adapted to be anchored at the inner ends of said loose strings as playthings for the paws of a cat in the transparent tube.

4. In a device to make a variable rolling plaything for cats, a plurality of flat sheets of transparent plastic material, each having perforated end margins adapted to be lapped to form a transparent tube wherein the perforations at one end margin register with perforations at the other end margin, each of said flat sheets having a perforated side margin adapted to lap and register with perforations of its companion sheet, to provide for elongation of the transparent tube, string to be inserted through the various registering perforations, so as to anchor the several lapped margins in the elongated transparent tube, each of said sheets also having a series of toy-receiving perforations between its end margins, additional string to be inserted through said toy-receiving perforations to provide an elongated series of separated loose strings within the elongated tube, and relatively large toy objects adapted to receive the inner ends of said loose strings.

5. In a device to make a variable rolling plaything for cats, a plurality of sheets of transparent plastic material, each having perforated end margins adapted to be lapped to form a transparent tube wherein the perforations at one end margin register with perforations at the other end margin, so as to form a tube of relatively small diameter, another of said sheets being adapted to lie between end margins of its companion sheet, and register with perforations therein, to enlarge the diameter of the transparent tube, so that any suitable string may be inserted through the registering perforations to unite the sheets, each of said sheets also having a series of toy-receiving perforations between its margins, additional string to be inserted through said toy-receiving perforations to provide a series of loose strings within the tube, and toy objects adapted to receive the inner ends of said loose strings.

HAROLD L. WINSOR.

REFERENCES CITED

The following references are of record in the file of this patent:

UNITED STATES PATENTS

Number	Name	Date
883,485	Ridgway	Mar. 31, 1908
1,302,174	Kettle	Apr. 29, 1919
1,441,095	Kahnweiler	Jan. 2, 1923