

Jan. 23, 1951

R. J. BENDER

2,538,894

PICTURE MOUNT OR PORTFOLIO

Filed July 2, 1949

Fig. 1.

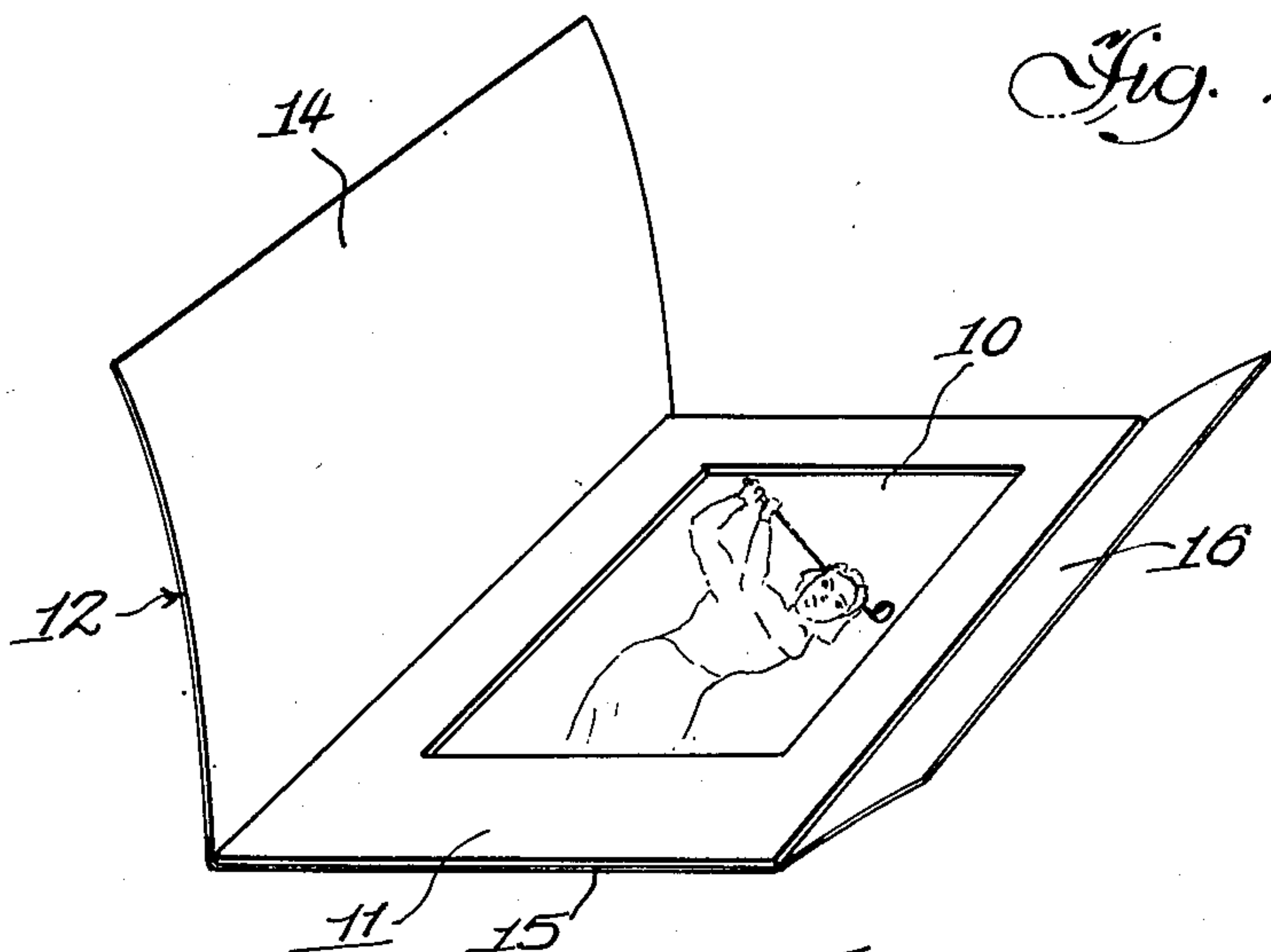


Fig. 3.

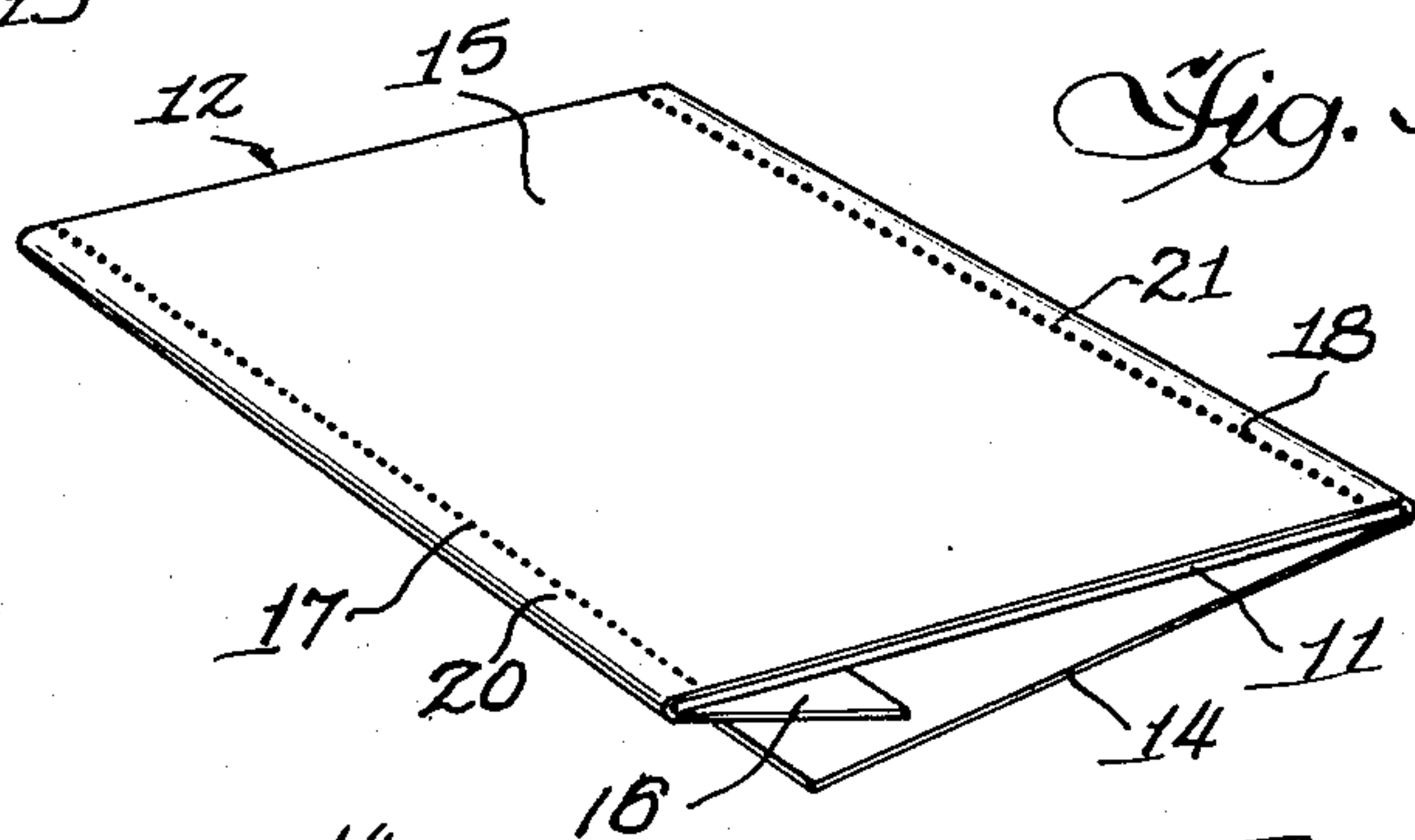


Fig. 2.

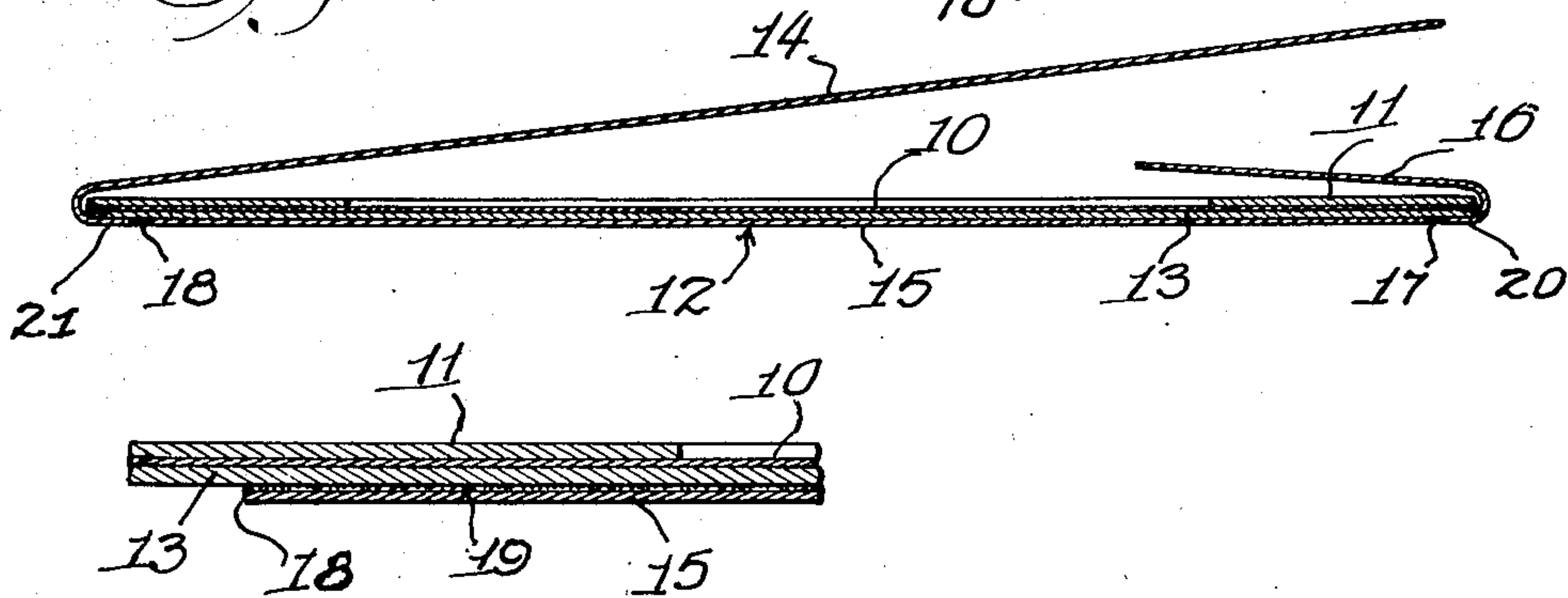
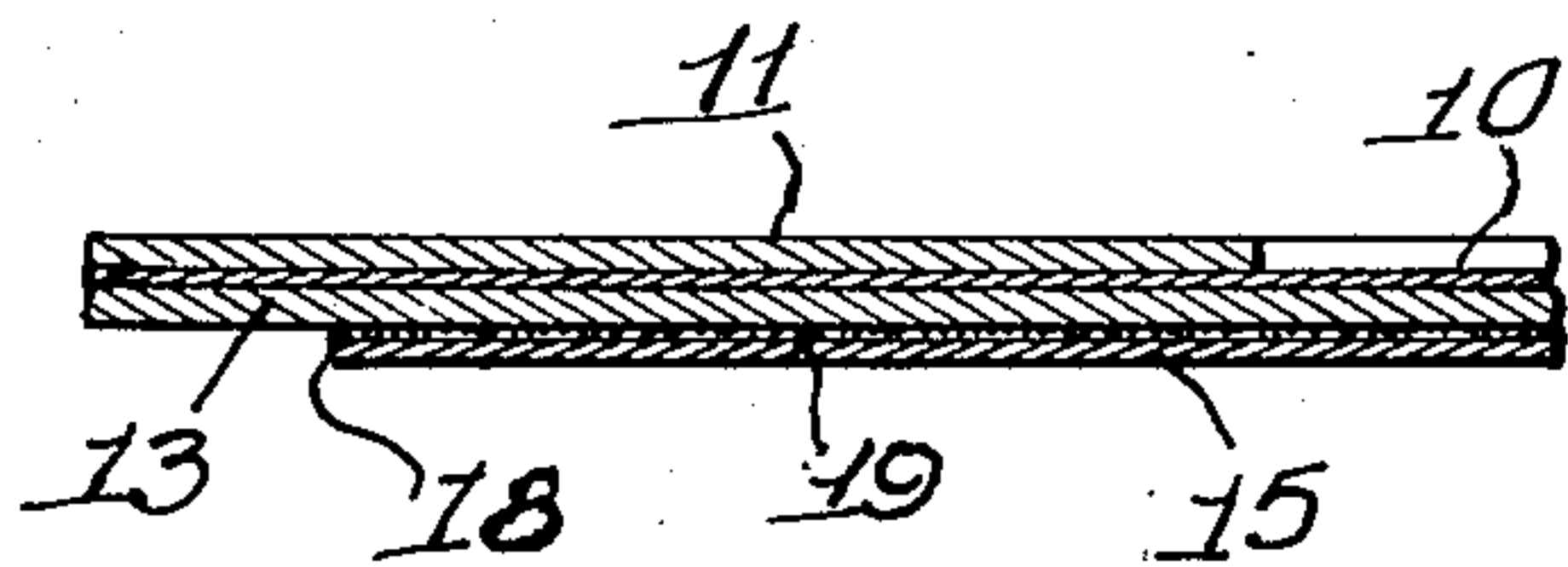


Fig. 4.



Inventor,
Robert J. Bender.
Parke & Carter Attys.

UNITED STATES PATENT OFFICE

2,538,894

PICTURE MOUNT OR PORTFOLIO

Robert J. Bender, Chicago, Ill., assignor to Artifax, Inc., Chicago, Ill., a corporation of Illinois

Application July 2, 1949, Serial No. 102,795

2 Claims. (Cl. 40—158)

1

This invention relates to improvements in picture mounts or portfolios and has for its principal object to provide an improved form of picture mounting, including a heavy mat surrounding the picture, and a semi-permanent, flexible cover for said mounting, to permit selective use of the picture mount either in the form of a portfolio enclosed in said cover to protect the picture and mounting against damage from handling, or in the form of a ready-mounted picture without its paper cover for individual display, with or without a picture frame.

The invention may best be understood by referring to the accompanying drawing, in which:

Figure 1 is a perspective view of a picture mount or portfolio with the entire flexible cover attached thereto;

Figure 2 is an enlarged detailed section of the picture mount shown in Figure 1;

Figure 3 is a rear perspective view of the picture mount shown in Figure 1, drawn on a reduced scale;

Figure 4 is a fragmentary enlarged detailed section, showing one edge of the picture mount with the front panel of the cover removed therefrom.

Referring now to details of the embodiment of my invention shown in the drawing, a picture, indicated generally at 10, may consist of any colored or black-and-white reproduction or photograph, permanently mounted in a heavy frame or mat 11, consisting of a relatively stiff cardboard or other suitable material commonly employed as a mat. The picture 10 and mat 11, therefore, together form a picture mounting. Any suitable additional backing, as at 13, may also be applied to the rear face of the picture and mat, as a part of the mounting, if desired.

The mounting above described is provided with a cover, indicated generally at 12, and consisting of a continuous sheet of relatively flexible material, such as paper, normally surrounding and enclosing both upper and lower faces of said mounting. In the form shown, the cover includes a relatively large cover panel 14, a rear panel 15 and a shorter end cover panel 16 folded over the opposite edge of the picture mounting, as shown in Figures 1, 2 and 3 of the drawing. The body of the rear panel 15 is provided with two lines of severance from the proximate outer edge of the mounting as indicated at 17 and 18. Said lines of severance may consist either of a series of perforations or scorings to facilitate the removal of the cover panels 14 and 16 when desired. The rear panel 15 is permanently secured as by adhesive 19 to the rear surface of the pic-

2

ture mount between the lines of severance 17 and 18, leaving opposite margins at tear-strip portions 20 and 21 of the rear panel 15 free from the rear face of the picture mounting. This permits removal of the entire front cover panels 14 and 16, together with the marginal portions 20 and 21 of the rear panel, by tearing the folding edges of said cover panels up to the lines of severance 17 and 18 respectively.

Figure 4 shows in detail the manner in which one of the cover panels, as for instance the panel 14, has been removed from the picture mount, leaving the central portion of the rear panel 15 secured to the rear face of the picture mount by adhesive 19 extending only to the line of severance 17.

The use and operation of the structure above described is as follows:

The picture mount is initially made up with the entire cover for enclosing and protecting the picture and its mat. For this purpose, one full-size cover panel 14, and a smaller cover panel 16, may be used, folded over opposite edges of the mat. The cover panels 14 and 16 thus provide complete protection against soiling during ordinary handling, such as may occur during sale of the picture in a store.

One or both cover panels 14 and 16 can also be used as title pages, together with descriptive matter relating to the particular picture imposed therein, so as to serve as an advertising and display medium during the sale of the picture mount.

The purchaser or user may desire to keep the picture mounting with its complete cover in portfolio form, for filing away with other similarly mounted folio-type mounts; in which case, the entire cover, including cover panels 14 and 16 with any descriptive matter thereon, will be retained on the mounting. The mat and picture will thus continue to be protected against soiling or other injuries to the face or edges of the mounting.

It will be observed, however, that, when the cover panels 14 and 16 are opened for viewing the picture, the lines of severance 17 and 18 of said cover panels are substantially removed from the edges of the mat at the rear of the mounting so as to greatly reduce any tendency to tear off the panels along their respective lines of severance, as would be the case if the lines of severance were coincident with the edges of the mat, along which the cover panels are usually folded and unfolded.

Moreover, even if one of the cover panels 14 or 16 should be partially torn along its line of severance, the tear would not be visible from the

3

front face of the mounting. Thus, any accidental tearing of the cover panels along their lines of severance will not detract appreciably from the original saleability of the picture mounting, nor from its appearance after it has been sold.

In the event that the owner of the picture wishes to use the picture mounting without the cover panels 14 and 16, said panels can be readily torn off along their lines of severance on the rear face of the mounting. The mounting can then be employed for display in any suitable manner. For instance, it may be mounted in a picture frame, with or without glass, or it may be hung or otherwise supported for display without additional framing.

Although I have shown and described a particular embodiment of my invention, it may be understood that I do not wish to be limited to the exact construction shown and described, but that various changes and modifications may be made without department from the spirit and scope of the invention as defined in the appended claims.

I claim:

1. An article of manufacture consisting of a picture mounting, including a picture and a stiff mat surrounding said picture, and a cover for said mounting comprising a continuous relatively flexible sheet, having a front panel normally folded over the front face of said mounting, and

4

a rear panel secured to the rear face of said mounting, but with a substantial margin, defined by a line of severance, adjacent the juncture with said front panel free from the rear face of said mounting to form a tear-strip for removal of said front panel.

2. An article of manufacture consisting of a picture mounting, including a picture and a stiff mat surrounding said picture, and a cover for said mounting comprising a continuous relatively flexible sheet, having two front panels adapted to be interfolded over the front face of said mounting from opposite sides thereof, and a rear panel secured to the rear face of said mounting but with substantial margins defined by lines of severance adjacent the junctures with each of said front panels free from the rear face of said mounting to form tear strips for removal of said front panels.

ROBERT J. BENDER.

REFERENCES CITED

The following references are of record in the file of this patent:

UNITED STATES PATENTS

Number	Name	Date
148,201	Fitzgibon	Mar. 3, 1874
1,268,839	Hatch	June 11, 1918