

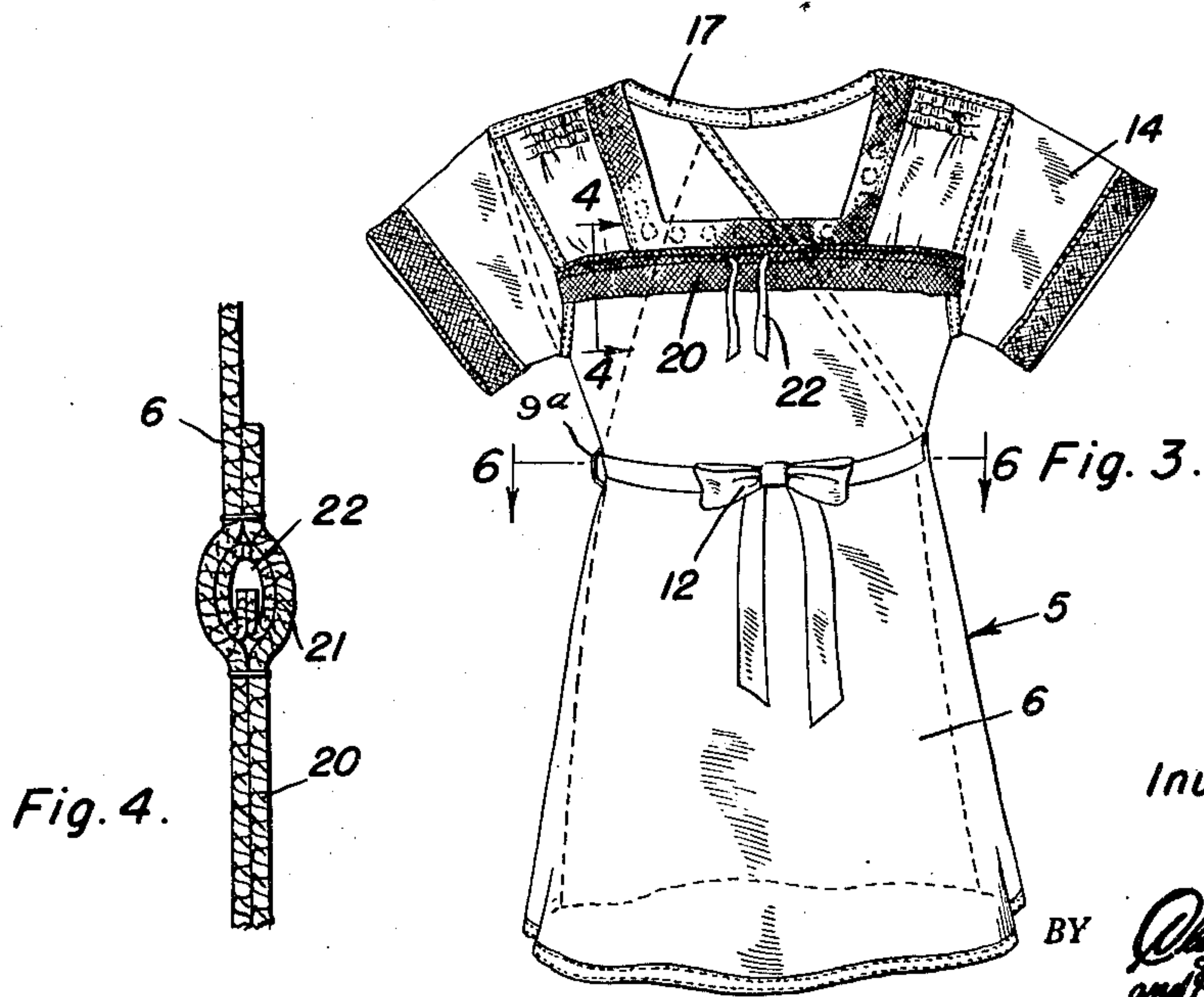
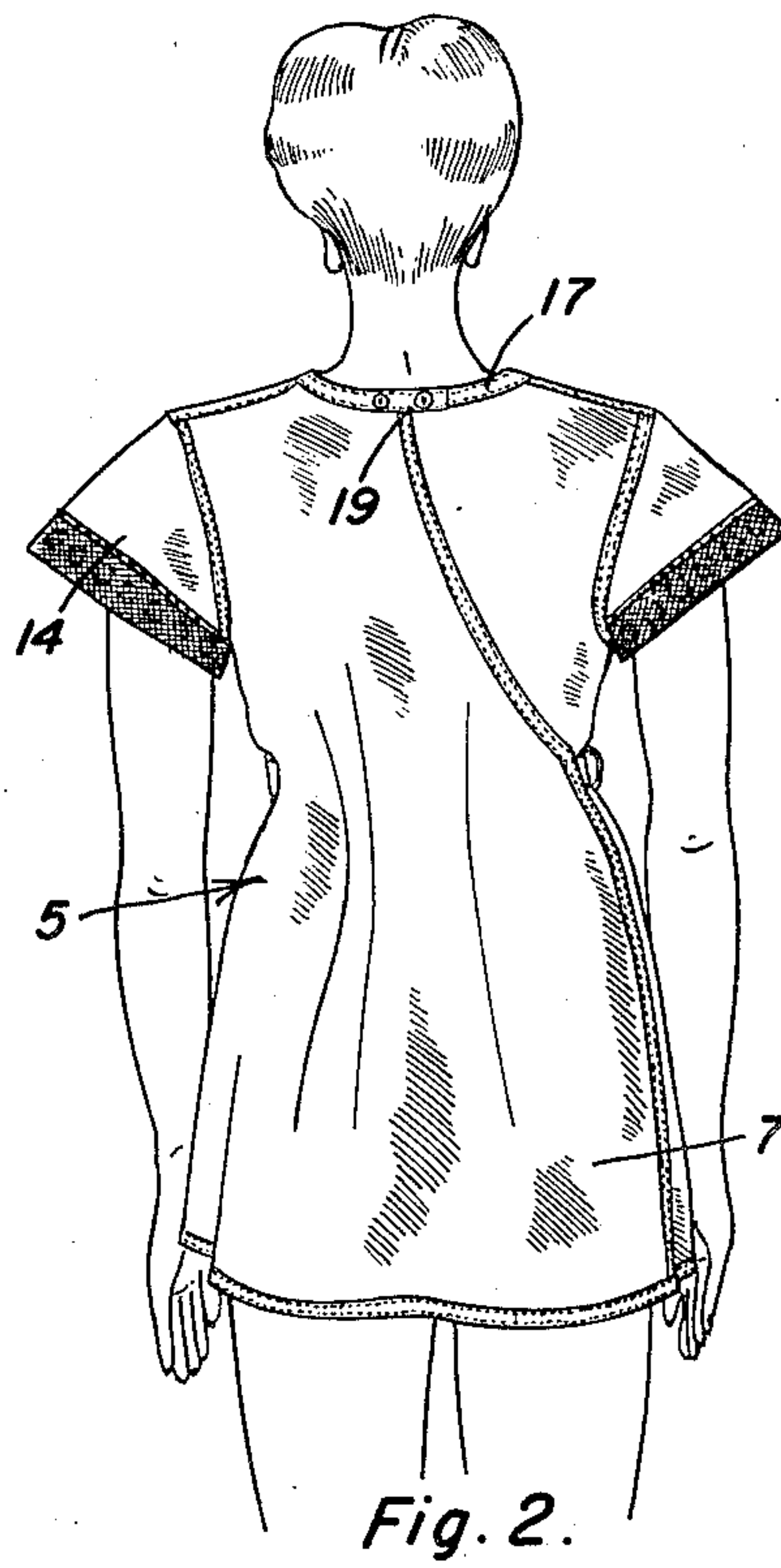
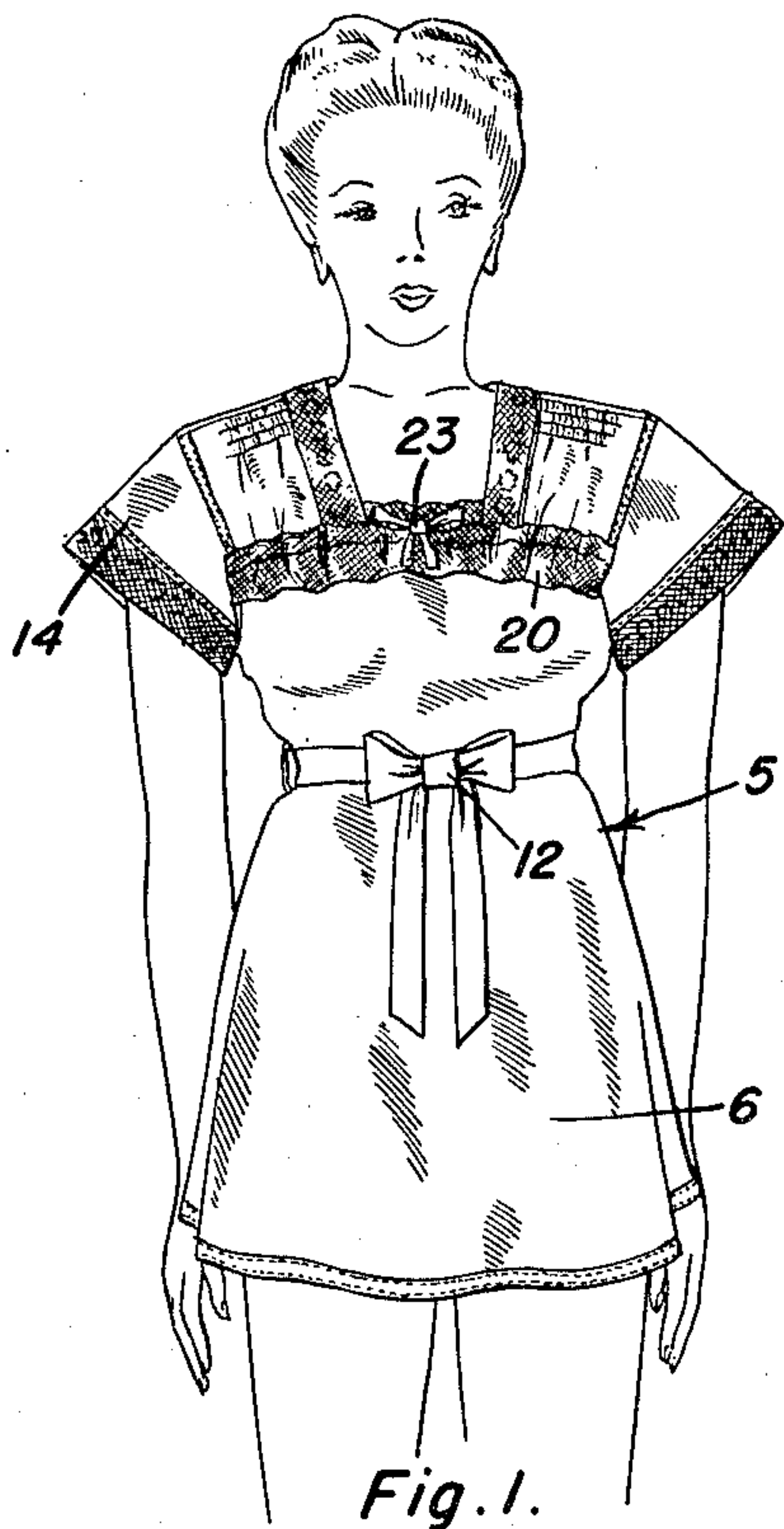
Oct. 31, 1950

I. M. COVEN  
HOSPITAL JACKET

2,528,340

Filed Dec. 15, 1947

2 Sheets-Sheet 1



Irus M. Coven  
INVENTOR.

BY *Almonce A. Brown*  
*and Harvey B. Jacobson*  
Attorneys

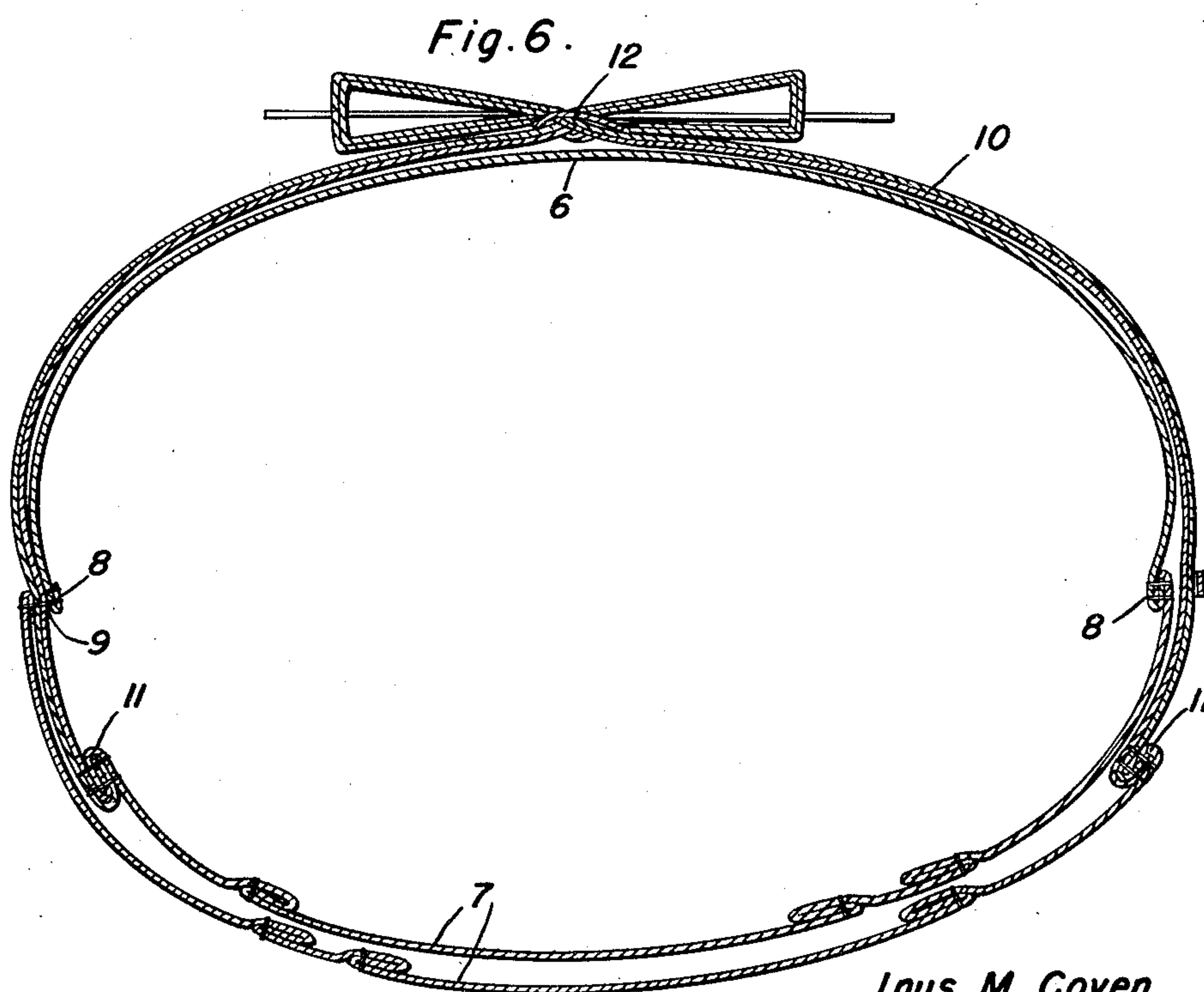
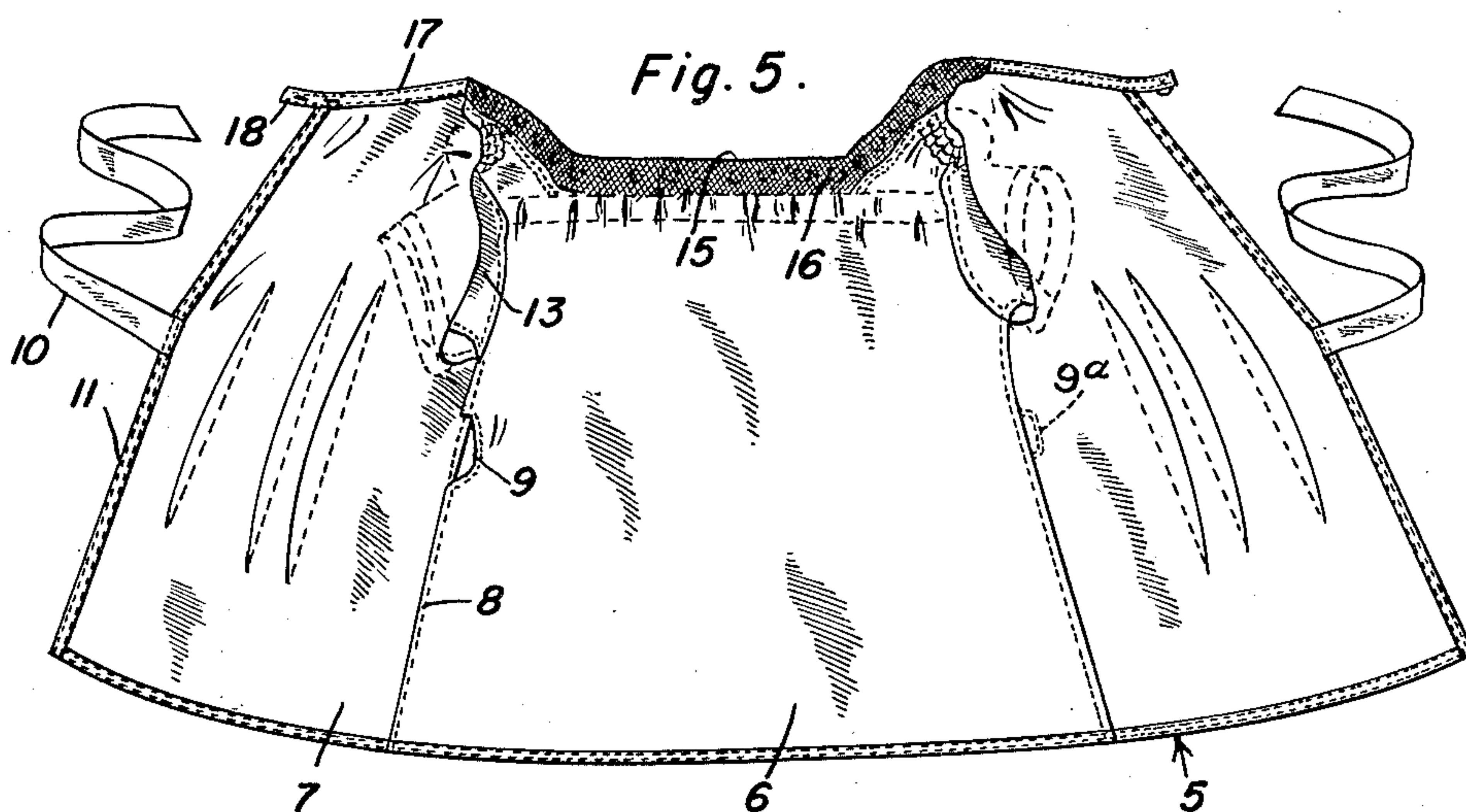
Oct. 31, 1950

I. M. COVEN  
HOSPITAL JACKET

2,528,340

Filed Dec. 15, 1947

2 Sheets-Sheet 2



Irus M. Coven  
INVENTOR.

BY *Oliver W. Brown*  
*and Harvey B. Jacobson*  
Attorneys



# UNITED STATES PATENT OFFICE

2,528,340

## HOSPITAL JACKET

Inus M. Coven, Gainesville, Ga.

Application December 15, 1947, Serial No. 791,703

2 Claims. (Cl. 2—114)

1

The present invention relates to new and useful improvements in hospital garments and more particularly to a bed jacket for women.

An important object of the present invention is to generally improve the appearance of a female hospital jacket and at the same time maintain the convenience and ease with which the garment may be placed on and removed from a patient with a minimum of discomfort.

A further object is to improve the design of the neck-line and shoulders of the garment to remove the plainness of conventional hospital jackets and to improve the attractiveness of the garment.

A still further object is to provide an adjustable neck and bodice to a proper fit on the patient.

A still further object is to provide a garment of this character of simple and practical construction, which is neat and attractive in appearance, relatively inexpensive to manufacture and otherwise well adapted for the purposes for which the same is intended.

Other objects and advantages reside in the details of construction and operation as more fully hereinafter described and claimed, reference being had to the accompanying drawings forming part hereof, wherein like numerals refer to like parts throughout, and in which—

Figure 1 is a front elevational view;

Figure 2 is a rear elevational view;

Figure 3 is a front elevational view of the garment removed from the patient;

Figure 4 is an enlarged fragmentary sectional view through the drawstring for the bodice;

Figure 5 is a rear elevational view of the garment in open position; and,

Figure 6 is a transverse sectional view taken substantially on a line 6—6 of Figure 3.

Referring now to the drawings in detail wherein for the purpose of illustration I have disclosed a preferred embodiment of the invention the numeral 5 designates the jacket generally and which is constructed to provide a front 6 and combined side and back sections 7 secured to the vertical edges of the front 6 by conventional stitched seams 8, the outer side edges of the combined side and back sections 7 overlapping at the rear of the garment to provide a double thickness of material substantially throughout the entire area of the back.

An opening 9 is formed in one seam 8 while a belt loop 9a is sewed at the other seam to receive belt sections 10 which are secured at one end to the bound edge 11 at the outer edges of

2

the respective sections 7 and are brought forward at opposite sides of the garment for tying at the front of the garment with a bow 12. The overlapping back and side sections 7 provide a wide range of adjustment for a neat fit of the garment on a person.

Arm holes 13 are formed in the upper portion of the seams 8 and to which are attached short length sleeves 14 in a conventional manner.

The upper edge of the front section 6 is cut to form a square neck-line 15 and to which is secured a suitable ornamental trimming 16.

The upper edge of the combined side and back sections 7 are curved as shown more clearly in Figure 3 of the drawings and provided with a binding tape 17 having free ends 18 at the outer side edges of the sections 7 secured in overlapping relation to each other by conventional fasteners 19 such as buttons and button holes or the like.

The upper outer edges of the sections 7 of the garment are curved inwardly toward the center of the back for attaching of the free ends 18 of the neck at the center of the back thereof.

The front section of the garment, immediately below the square neck-line 15 is provided with a horizontal strip of trimming material 20 having a drawstring casing 21 formed therein provided with a drawstring 22 which is tied in a bow 23 at the front of the neck to adjust the bodice of the garment.

From the foregoing it will be apparent that the garment may be placed on and taken off a person with a minimum effort and discomfort and the adjustable neck straps 18, the adjustable belt 10 and the adjustable bodice drawstring 22 enable the proper fitting of the garment to a person to present a neat and attractive appearance.

In view of the foregoing description taken in conjunction with the accompanying drawings it is believed that a clear understanding of the construction, operation and advantages of the device will be quite apparent to those skilled in this art. A more detailed description is accordingly deemed unnecessary.

It is to be understood, however, that even though there is herein shown and described a preferred embodiment of the invention the same is susceptible to certain changes fully comprehended by the spirit of the invention as herein described and the scope of the appended claims.

Having described the invention, what is claimed as new is:

1. A jacket of the class described having an open back, belt ties at the side edges of the open



3

back extending forwardly and tied at the front of the jacket, adjustable neck bands secured to each other at the back of the jacket, a horizontal strip of trimming material at the upper front portion of the jacket connected at its ends to the sleeve seams of the garment, and a draw string carried by the trimming strip and anchored to the ends of the trimming strip to adjust the bodice of the jacket.

2. A jacket of the class described open at its back and having its side edges overlapping to close the back, belt ties secured to each side edge and extending forwardly and tied at the front of the jacket, a square neck line at the front of the garment, sectional neck bands secured to the ends of the square neck line at the shoulder seams and having extensions at their free ends adjustably secured to each other at the back of the neck of the jacket, a horizontal strip of trimming material secured across the upper front portion

5

20

4

of the jacket at the neck line, a casing therein, and a draw string in the casing anchored to the ends of the trimming strip and tied at the front of the jacket immediately below its neck line to adjust the bodice of the jacket.

INUS M. COVEN.

## REFERENCES CITED

The following references are of record in the file of this patent:

## UNITED STATES PATENTS

Number	Name	Date
2,091,084	Quinn	Aug. 24, 1937
2,299,996	Kremer	Oct. 27, 1942

## FOREIGN PATENTS

Number	Country	Date
218,139	Great Britain	July 3, 1924