

Oct. 31, 1950

W. H. BOTTORF

2,528,335

HAIR DRYING UNIT

Filed June 23, 1948

Fig. 1.

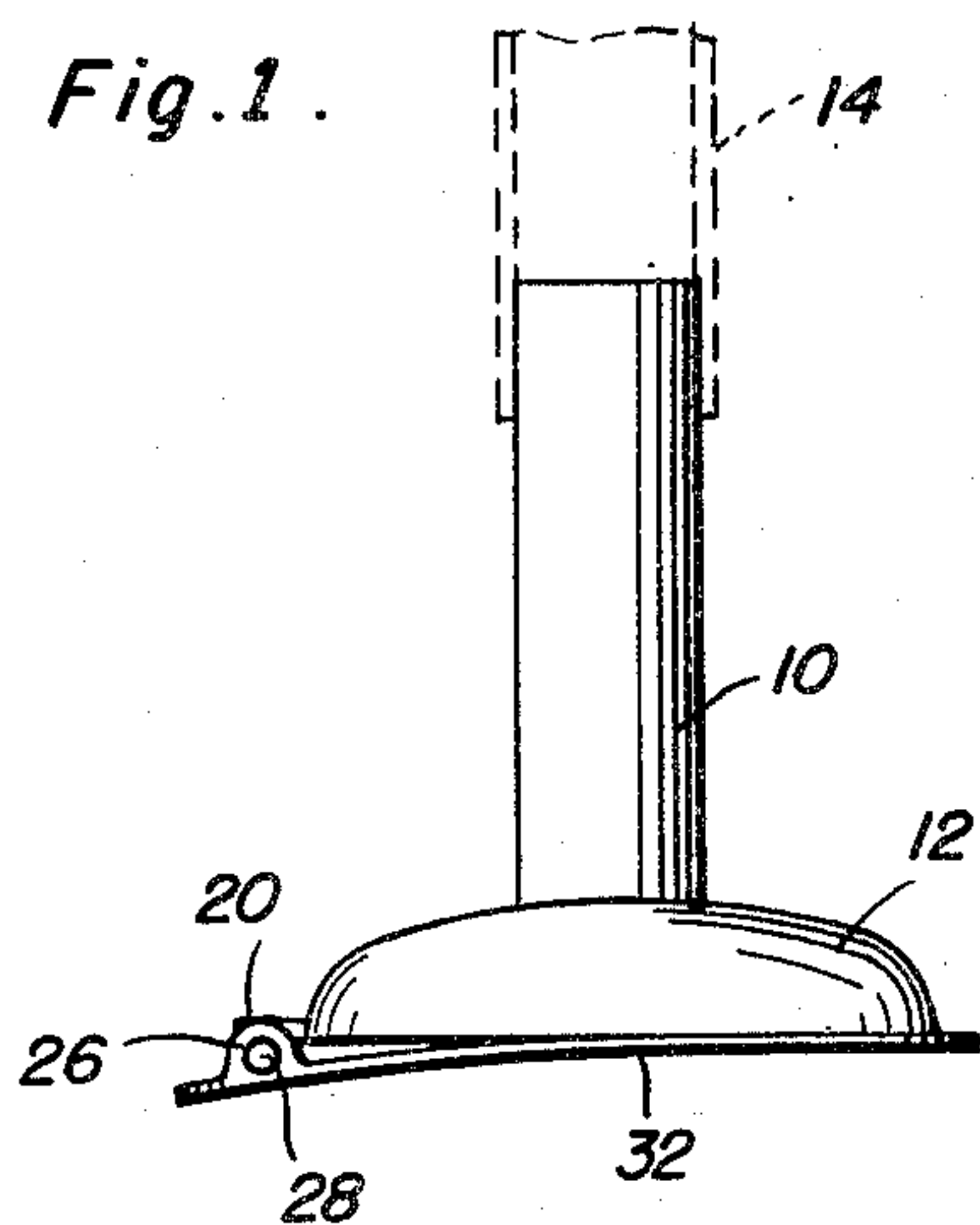


Fig. 2.

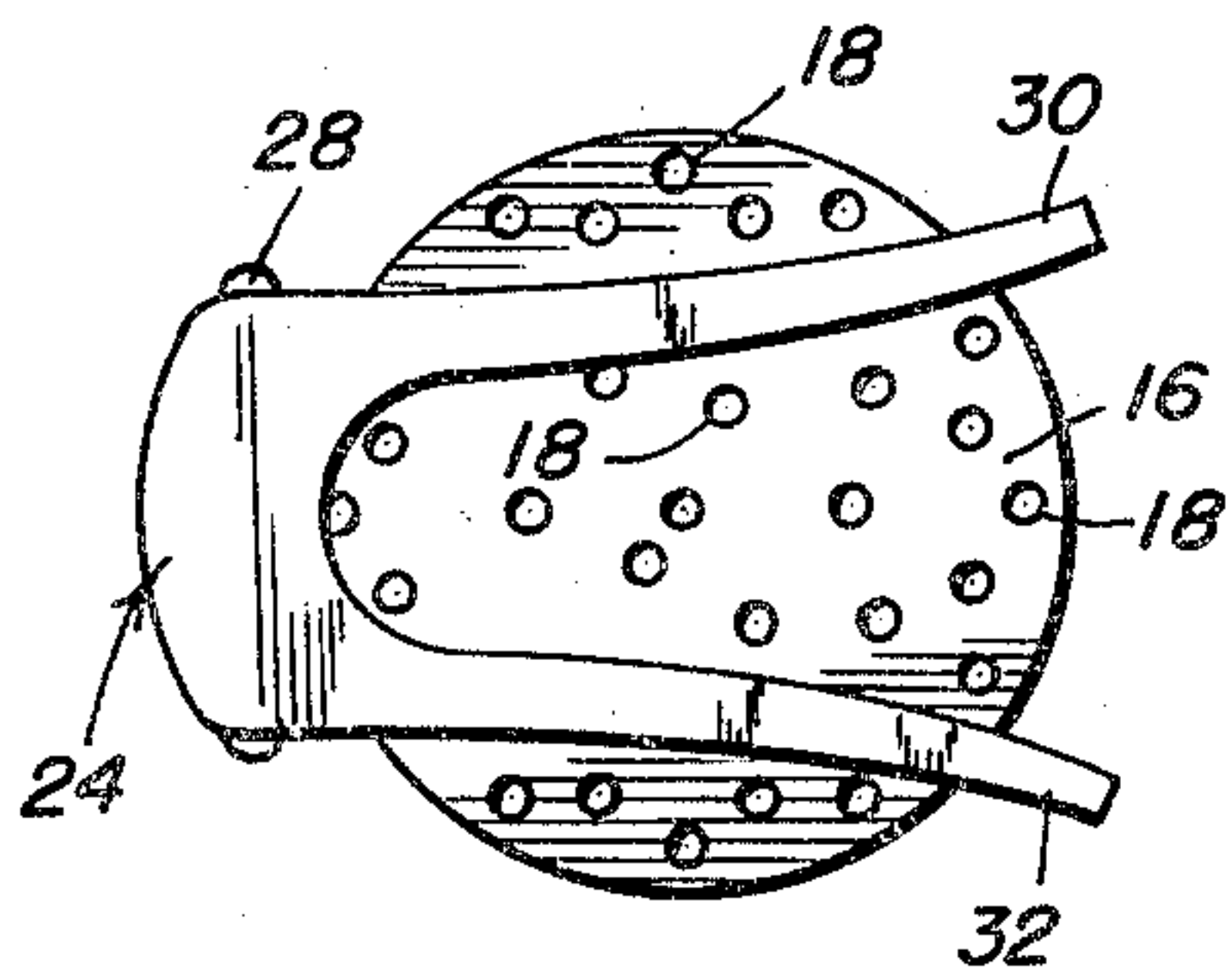
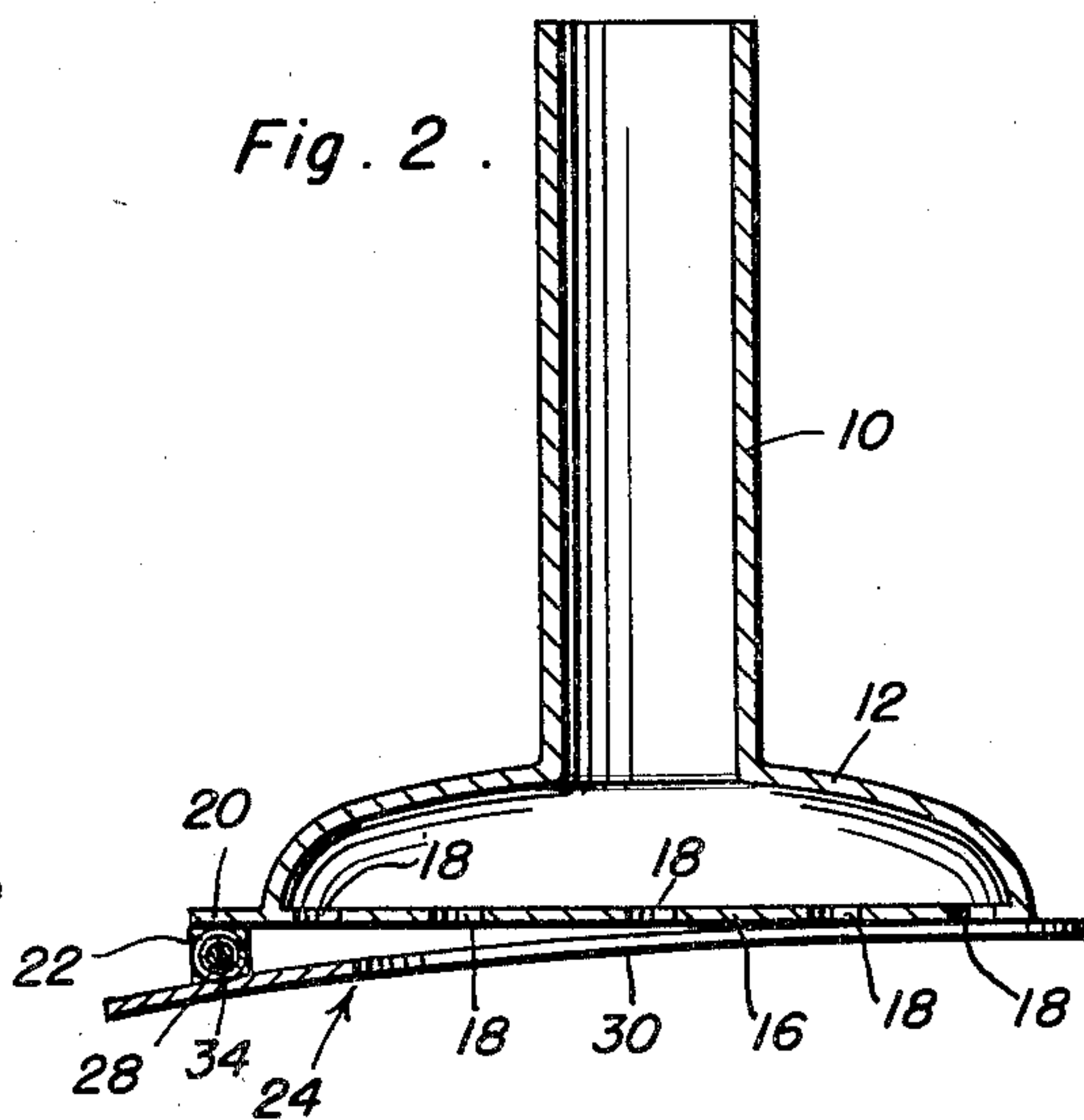


Fig. 3.

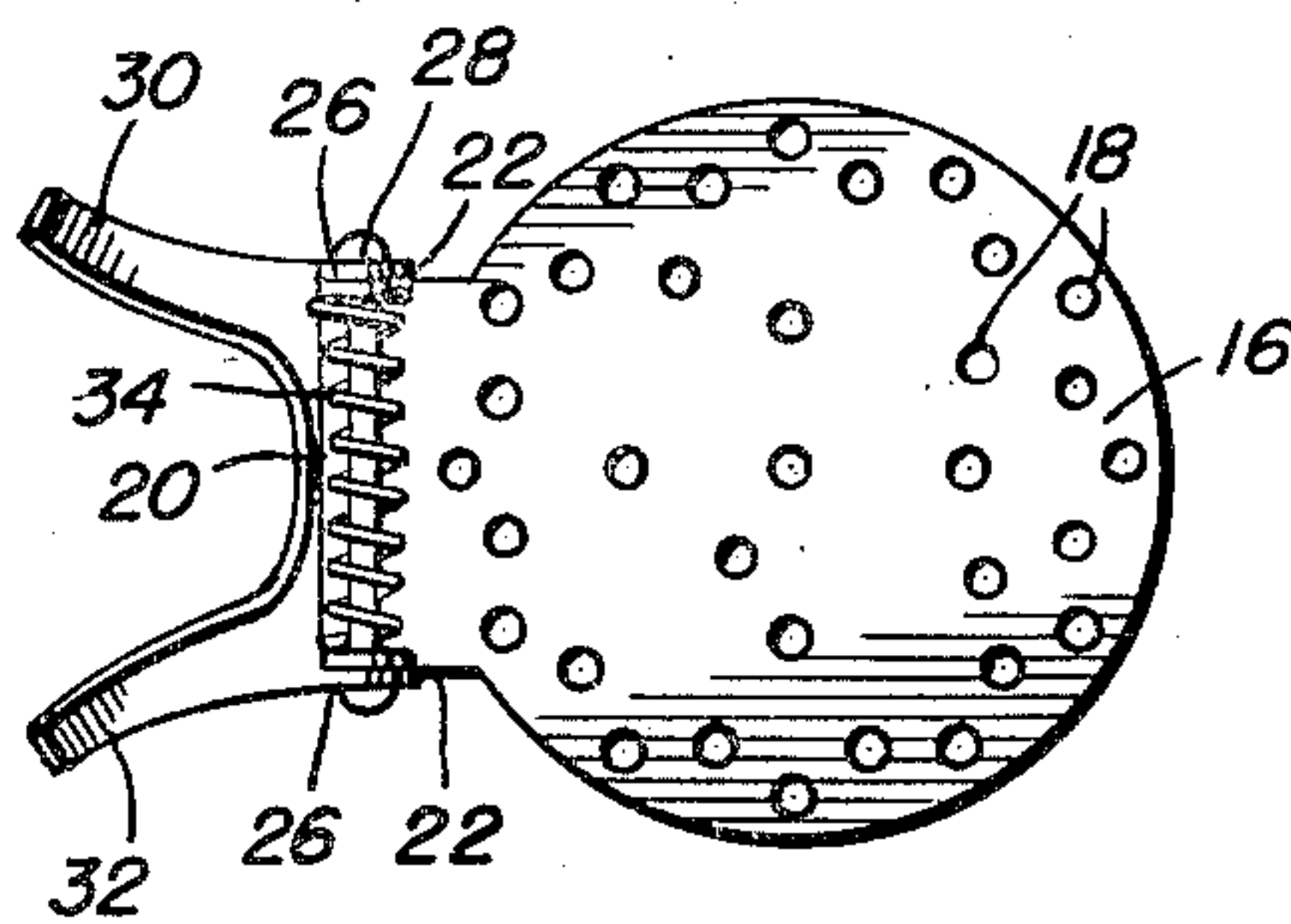


Fig. 4.

William H. Bottorf

INVENTOR.

BY

Alma A. O'Brien
and *Harvey B. Jacobson*
Attorneys

UNITED STATES PATENT OFFICE

2,528,335

HAIR DRYING UNIT

William H. Bottorf, St. Petersburg, Fla.

Application June 23, 1948, Serial No. 34,665

2 Claims. (Cl. 132—9)

1

This invention appertains to novel and useful improvements in devices for use in curling hair.

An object of this invention is to provide an attachment for use in association with conventional hair drier apparatus which enables an operator to effectively and quickly curl the hair.

Another object of this invention is to provide a sleeve with a communicating hollow housing and an apertured cover attached to said housing, with a smoothly curved closure hingedly mounted on an extension of said closure.

A still further object of this invention is to resiliently bias the closure to the closing position.

Ancillary objects and features of novelty such as simplicity of structure will become apparent to those skilled in the art, in following the description of the preferred form of the invention, illustrated in the accompanying drawings, wherein:

Figure 1 is an elevational view of the preferred form of the invention;

Figure 2 is a longitudinal sectional view of the invention shown in Figure 1;

Figure 3 is a bottom view of the invention shown in Figure 1; and

Figure 4 is a bottom view of the invention shown in Figure 1, the closure being moved to the extreme position.

In the utility of the present invention, an operator may utilize a conventional one inch square in order to wrap the hair around the fingers and slip the fingers out from the resultant curl. Then the curl may be clipped or pinned in the invention, after which the sleeve 10 forming a part of the invention is simply slipped in one of the outlets of the conventional drying apparatus.

This operation is repeated over and over again until all of the hair of an individual or that portion desired to be curled is similarly treated.

After a few minutes (from 6 to 8) the devices are removed from the hair and there results a coiffure which includes many curls.

To serve the above mentioned functions the sleeve 10 is provided with a housing 12 of hollow construction communicating therewith and attached at one end of the sleeve. A conventional hose shown in phantom at 14 is adapted to attach to the opposite end of the said sleeve 10 in order to conduct heated air in the desired and conventional manner.

A cover 16 is attached to the open end of the housing 12 and has a plurality of apertures 18 therein. These apertures may be any number, of

2

course, and may be either circular, oblong, in the form of slots or any desired manner.

An extension 20 is provided on the said cover 16 and has a pair of substantially parallel ears 22 projecting therefrom.

A closure generally indicated at 24 is utilized in association with the cover 16 in order to retain the curled hair in the selected desired manner. This closure 24 has a pair of perches 26 fitting on the outside of the said ears 22 and a hinge pin 28 extends through all of the perches and ears. By this means the closure 24 is hingedly associated with the cover 16.

It is seen by an inspection of Figure 2 that the said closure 24 is smoothly curved making substantially a single point contact with the cover 16 adjacent one end thereof. Also, a pair of prongs 30 and 32, respectively, having a smoothly contoured V-shaped slot therebetween is provided.

A coil spring 34 is associated with the hinge pin 28, the hinge pin being concentric relative thereto. The said spring has a pair of ends which react respectively on the hinged closure 24 and on the cover 16. Through this expedient the closure 24 is normally biased against the closure in order to retain the curls of hair in the desired manner.

Due to the extreme simplicity of the invention a further description is deemed unnecessary.

Having described the invention, what is claimed as new is:

1. A hair drying unit including a sleeve adapted to attach to a drier apparatus, a hollow housing attached to said sleeve and an apertured cover on said housing, a closure having smoothly curved diverging prongs, means pivotally attaching said closure to said cover, said means including an extension on said cover, ears secured to said extension, perches secured to said closure and a pin extending through said ears and said perches, and a spring on said pin and reacting on said closure and said cover biasing said closure toward said cover so that said prongs have portions adjacent the ends thereof engaging said cover with the remainder of the prongs spaced from said cover.

2. A hair-drying unit including a sleeve adapted to attach to a drier apparatus, a hollow housing having an open end and attached to one end of said sleeve, an apertured cover disposed on the open end of said housing, a closure having divergent smoothly curved prongs, means pivotally attaching said closure to said cover adjacent one end thereof, portions of said smoothly curved

divergent prongs engaging said cover at a place opposite the position of said pivotally attaching means, and the remainder of said prongs being spaced from said cover.

WILLIAM H. BOTTORF.

REFERENCES CITED

The following references are of record in the file of this patent:

UNITED STATES PATENTS

Number	Name	Date
1,946,561	Widerman	Feb. 13, 1934
2,050,111	McKelvey	Aug. 4, 1936
2,188,924	Rockwood	Feb. 6, 1940
2,189,430	McClure	Feb. 6, 1940