

Oct. 31, 1950

H. W. PINCKNEY

2,528,173

SMOKING PIPE SADDLE

Filed April 23, 1948

Fig. 1.

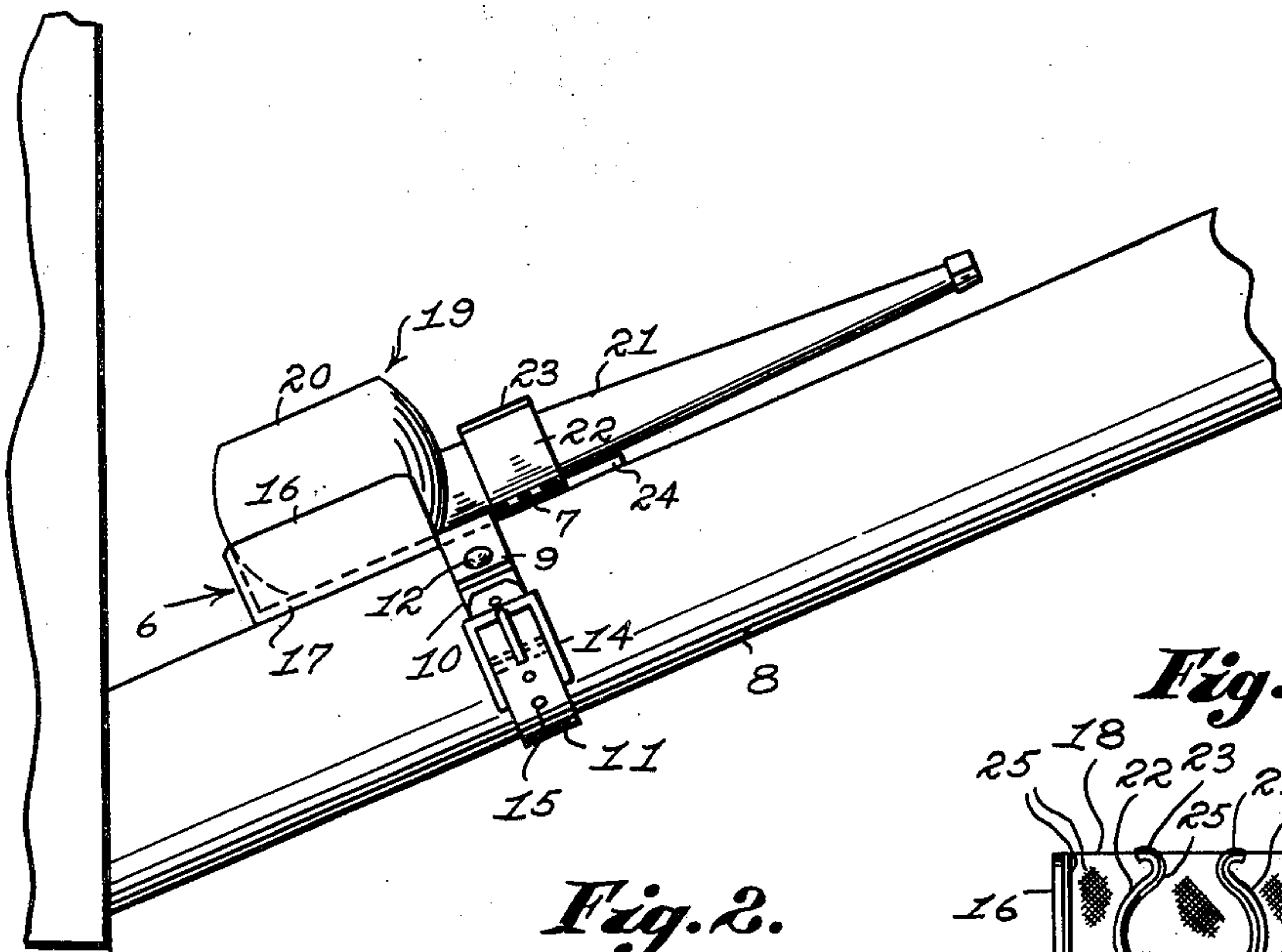


Fig. 2.

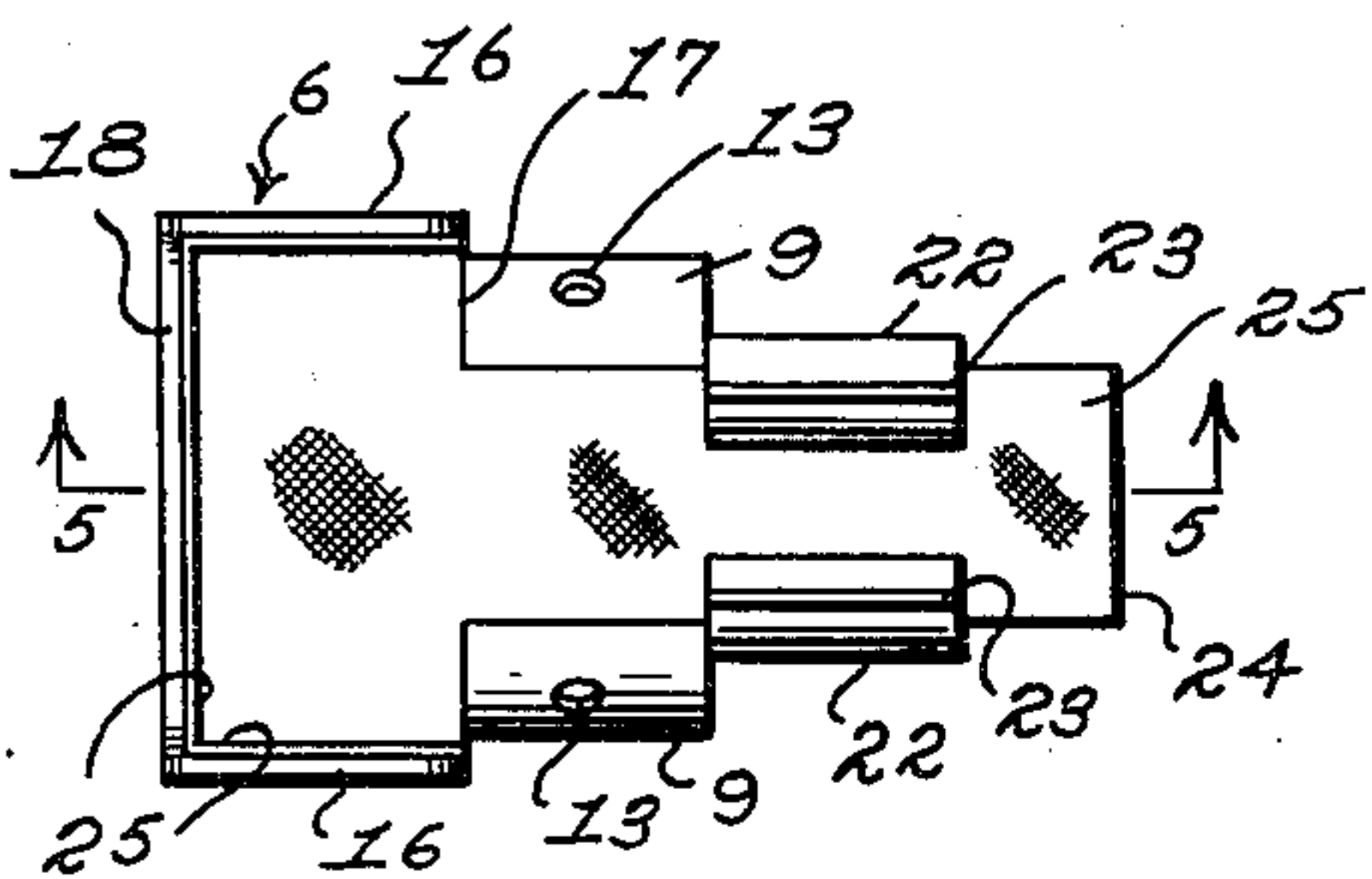


Fig. 3.

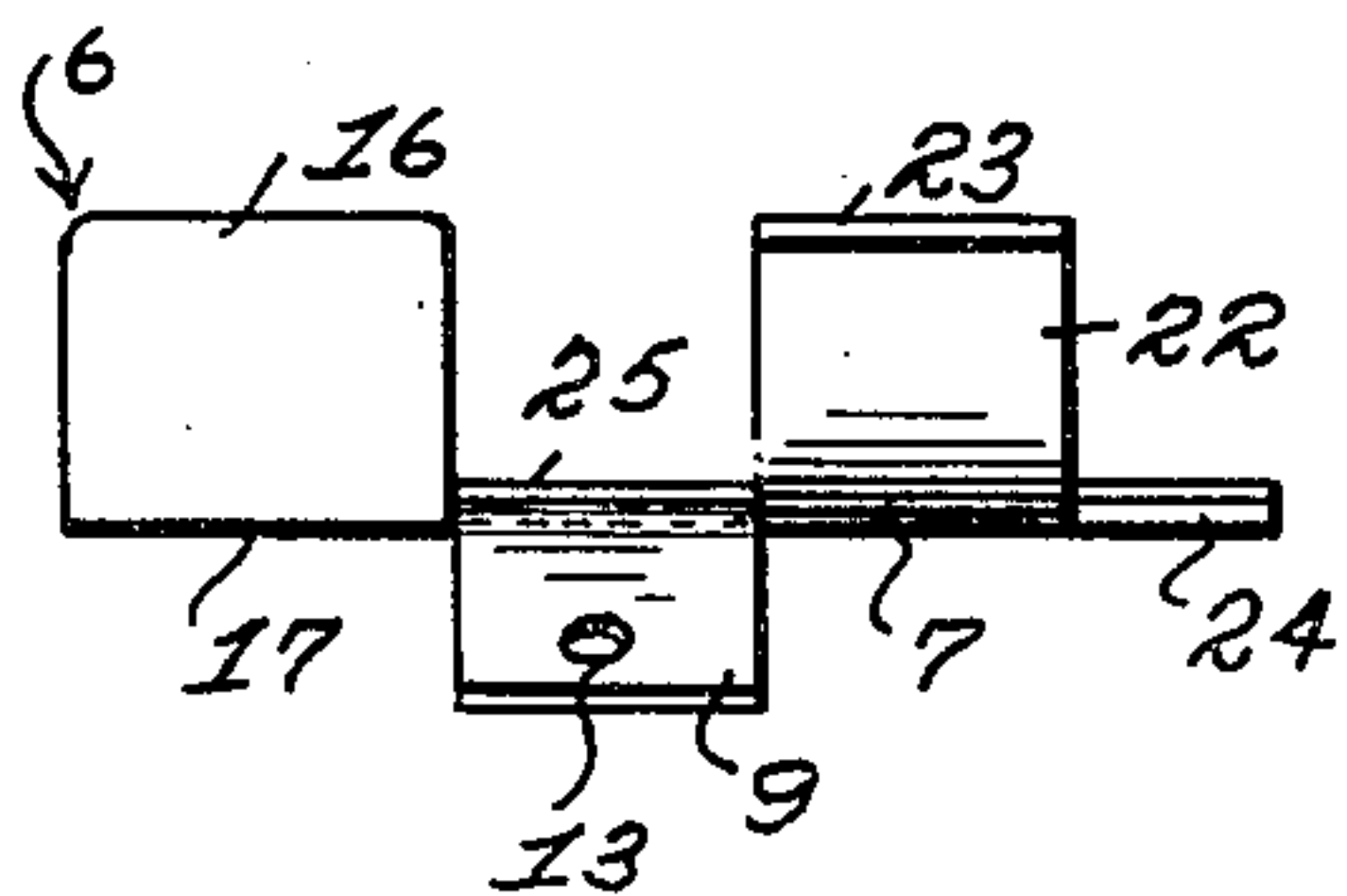


Fig. 4.

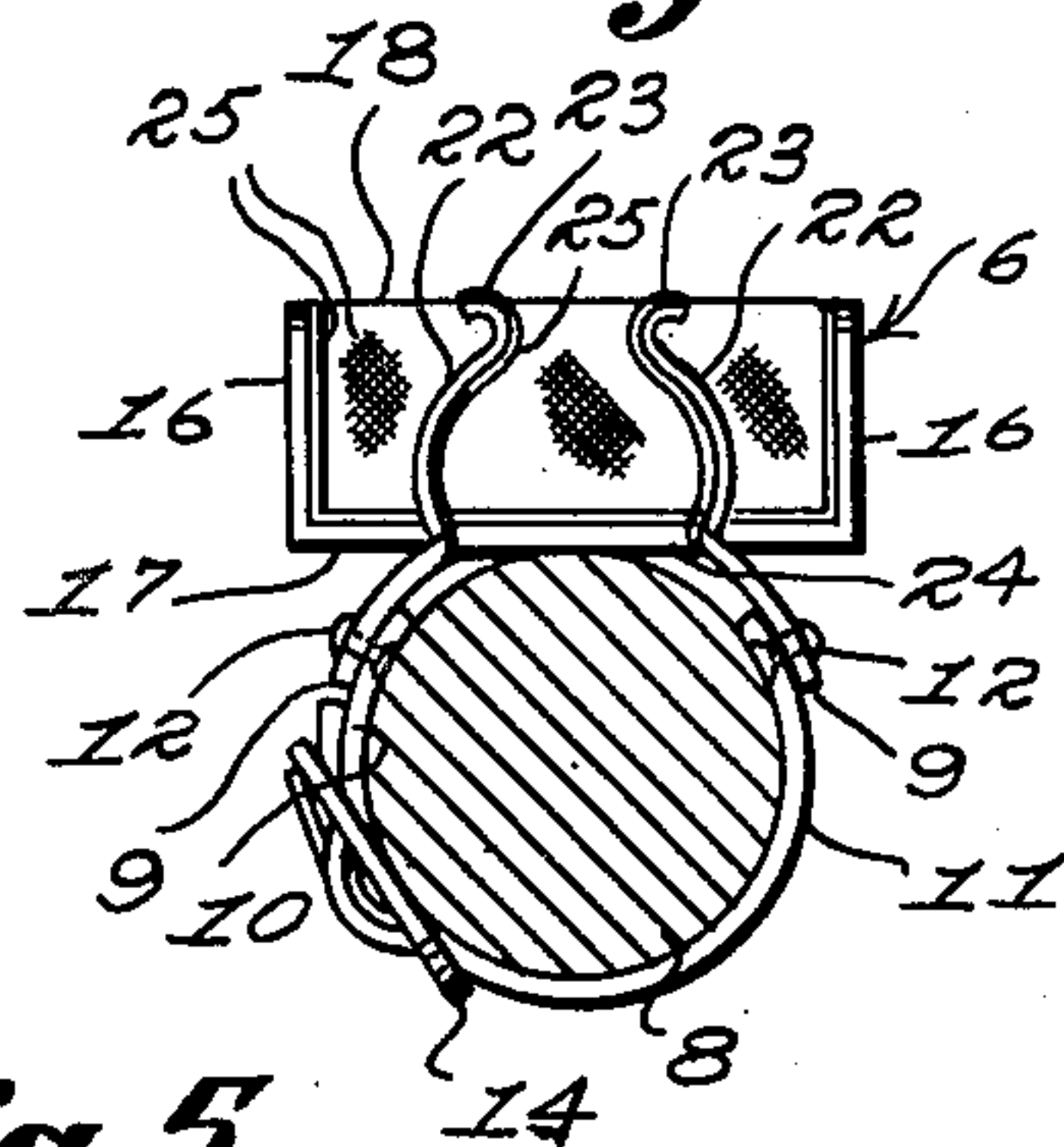
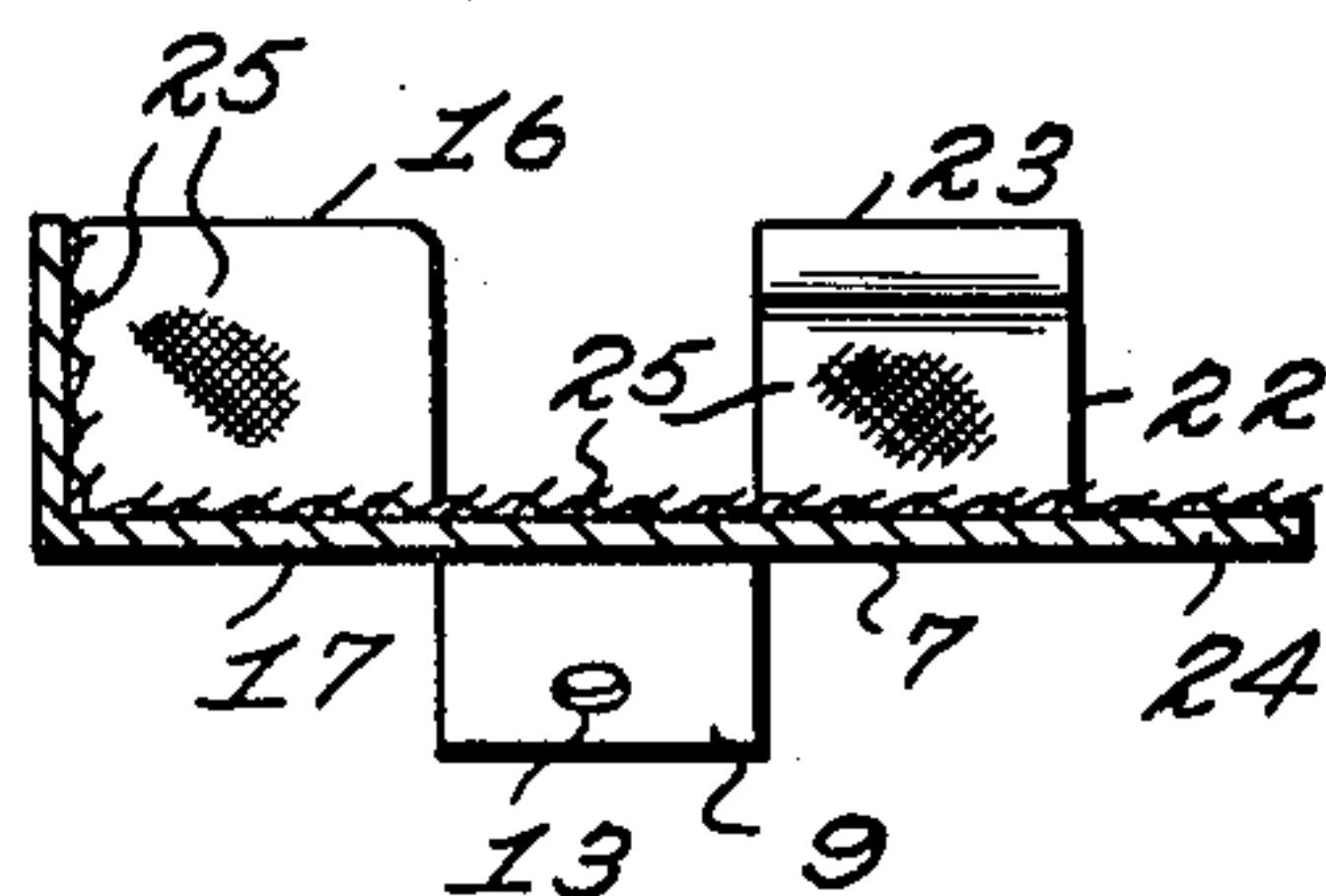


Fig. 5.



INVENTOR.

Harold W. Pinckney
BY

McMorrow, Bertram & Davidson
ATTORNEYS

UNITED STATES PATENT OFFICE

2,528,173

SMOKING PIPE SADDLE

Harold W. Pinckney, Syracuse, N. Y.

Application April 23, 1948, Serial No. 22,901

1 Claim. (Cl. 248—231)

1

This invention relates to a smoking pipe saddle forming an attachment to the steering post of an automobile and retained thereon by straps secured to the saddle.

The main object of my invention is to provide a special smoking pipe saddle of the character indicated adapted to be mounted upon the steering post of a car in a position conveniently accessible to the driver thereof.

Another object is to have such a smoking pipe saddle which is adapted to receive the driver's pipe or have the latter removed therefrom without the necessity of the driver taking his eyes off the road due to the special location and character of the device.

A further object is to line the pipe saddle with soft material to prevent scratching or damaging the pipe when inserting or removing the latter.

It is also an object to make such a smoking pipe saddle unitary, or of a single-sheet metal stamping with the parts all formed from the same blank.

An ancillary object is to provide a unitary smoking pipe saddle of simple and low-cost construction to encourage production and distribution.

Other objects and advantages of the invention will appear in further detail as the specification proceeds.

In order to facilitate ready comprehension of the features of this invention, the latter is illustrated on the accompanying drawing forming part hereof and in which:

Figure 1 is a fragmentary view of a steering post and dashboard of an automobile with a smoking pipe saddle mounted upon the steering post and occupied by a pipe;

Figure 2 is a plan view of the same smoking pipe saddle when disengaged from the steering post and without the straps normally securing the same to the post;

Figure 3 is a side elevation of the saddle and resembling the view of Figure 1;

Figure 4 is an end elevation of the same smoking pipe saddle as seen from the right in Figure 1;

Figure 5 is a section of the saddle taken on line 5—5 in Figure 2.

In the various figures, the same parts are indicated by the same numerals.

On automobiles it is frequently the case that receptacles are provided for cigar and cigarette ash and stubs, but more rarely are automobiles provided with any means for receiving a pipe in

2

any position to relieve the driver when he desires to dispose of the pipe while actually driving.

It is certainly not ordinarily convenient for the driver to knock the ashes out of his pipe into the usually-provided receptacles for ash of this type, and an accident hazard immediately appears when he must turn away from the road and for a moment observe the ash receptacle to dispose of the ashes from his pipe. A similar hazard is also present when he desires to put away his pipe either into the pocket or upon the seat or upon some other portion of the interior of the automobile, and thus there is need for a proper receptacle for a smoking pipe which is substantially free from any road hazards in its use. After having considered this problem, I have found it quite feasible to design a smoking pipe saddle which is not only simple and effective in construction, but also adapted for convenient location at the hand of the automobile driver so that he will not be required to remove his eyes from the road when using the device, as will now be set forth in detail.

Hence, in the practice of my invention, and referring again to the drawing, a smoking pipe saddle, generally indicated at 6, primarily includes a base plate 7 adapted to rest upon a steering post 8 of an automobile and provided with a pair of downwardly-inclined lugs 9, 9 to which a pair of strap members 10, 11 are attached by means of rivets 12, 12 extending through the strap members and also holes 13, 13 in lugs 9, 9, one of the strap members having a buckle 14 adapted to engage in the holes 15 of the other strap member 11. The lugs 9, 9 are disposed at an intermediate portion of both sides of the base plate 7, while forwardly of the lugs are located a pair of upright side walls 16, 16 upon a widened section 17 of the base plate and upon the end of the latter an upright end wall 18 rises between walls 16, 16 to form with these walls and the base plate a bowl rest for a smoking pipe, generally indicated at 19, having a bowl 20 and a stem 21.

Rearwardly of lugs 9, 9 are a pair of upwardly-directed and arcuate stem-gripping fingers 22, 22 having their upper ends 23, 23 bent outwardly to avoid presenting an upper edge to the pipe stem. The mentioned fingers 22 are somewhat resilient and are adapted to receive the stem 21 of the pipe 19 therebetween, momentarily springing apart when the stem is thrust between them and immediately clasp the latter when the bowl 20 is laid to rest in the bowl rest consisting of the side walls 16, 16 and the end wall 18 and

the widened base plate portion 17. It may be noted that beyond the stem-gripping fingers 22, 22 is a projecting lip 24 serving to prevent the pipe from tipping rearwardly out of the saddle.

In order to prevent the saddle already described from scratching or in any way damaging the pipe when introducing the same into the saddle or removing it therefrom, all the interior surfaces of the same are coated with a soft material which may be such as rubber, leather, skin, plastic or textile material, which may be stitched, riveted or cemented thereto, said material being indicated at 25 wherever shown.

Assuming that the pipe saddle is mounted upon the steering post as shown in Figure 1, it is self-evident that it is accessible to the driver who, desiring to lay aside the pipe whether or not it is lit, may readily reach down while still looking at the road and place the pipe in position with the bowl 20 being received between the walls 16, 16 and 18 and the pipe stem 21 readily thrust down between the stem-gripping fingers 22 when the pipe will immediately come to rest in the position shown, with no danger of nullifying the attained position by tipping the pipe toward the driver, that is, tipping the stem toward the steering post, due to the presence of a lip 24 beneath the stem, and beyond the gripping fingers 22. It is equally obvious that application of the smoking pipe saddle to the steering post is a very simple matter, as the strap members 10 and 11 are readily applied about the post when the saddle is placed thereon and strap member 11 thrust through the buckle 14 and then held in position when the buckle has been engaged therewith, after which it is also evident that the saddle is a safety feature added to the automobile because the driver is no longer required to reach to the side to empty the pipe into an ash tray or to dispose of the pipe in any other manner which would normally require removal of his eyes off the road, which is at all times a dangerous procedure.

Manifestly, variations may be resorted to and parts and features may be modified or used without others within the scope of the appended claim.

Having now fully described my invention, I claim:

A holder for detachably mounting a smoking pipe upon a cylindrical steering post of an automobile, said holder comprising a flat elongated base plate having integral flat lateral extensions at one end thereof, a unitary relatively low upstanding U-shaped flange integral with the base plate and extending about the outer extremities of the lateral extensions and the adjacent end of the base and forming a seat for the bowl of the pipe, oppositely disposed depending arcuate extensions secured to the sides of the base plate adjacent to the free ends of the U-shaped flange and disposed near the longitudinal center of the base plate, flexible straps connected with the arcuate extensions and adapted with the arcuate extensions to engage about the cylindrical steering post for detachably mounting the holder upon the steering post, and a pair of oppositely disposed upstanding curved resilient fingers secured to the sides of the base plate adjacent to the sides of the arcuate extensions remote from the lateral extensions and near the end of the base plate remote from the U-shaped flange, the base plate projecting longitudinally beyond the resilient fingers for a short distance, the fingers releasably engaging about the stem of the pipe to maintain the pipe seated upon the base plate.

HAROLD W. PINCKNEY.

REFERENCES CITED

The following references are of record in the file of this patent:

UNITED STATES PATENTS

Number	Name	Date
478,092	Cushman	July 5, 1892
969,365	Gruber	Sept. 6, 1910
994,262	Lang et al.	June 6, 1911
994,913	Elliott	June 13, 1911
1,187,733	Herlevi	June 20, 1916
1,296,072	Gillespie	Mar. 4, 1919