

Oct. 31, 1950

G. TANZER
SUIT FORM PAD

2,528,021

Filed Nov. 1, 1948

Fig. 1

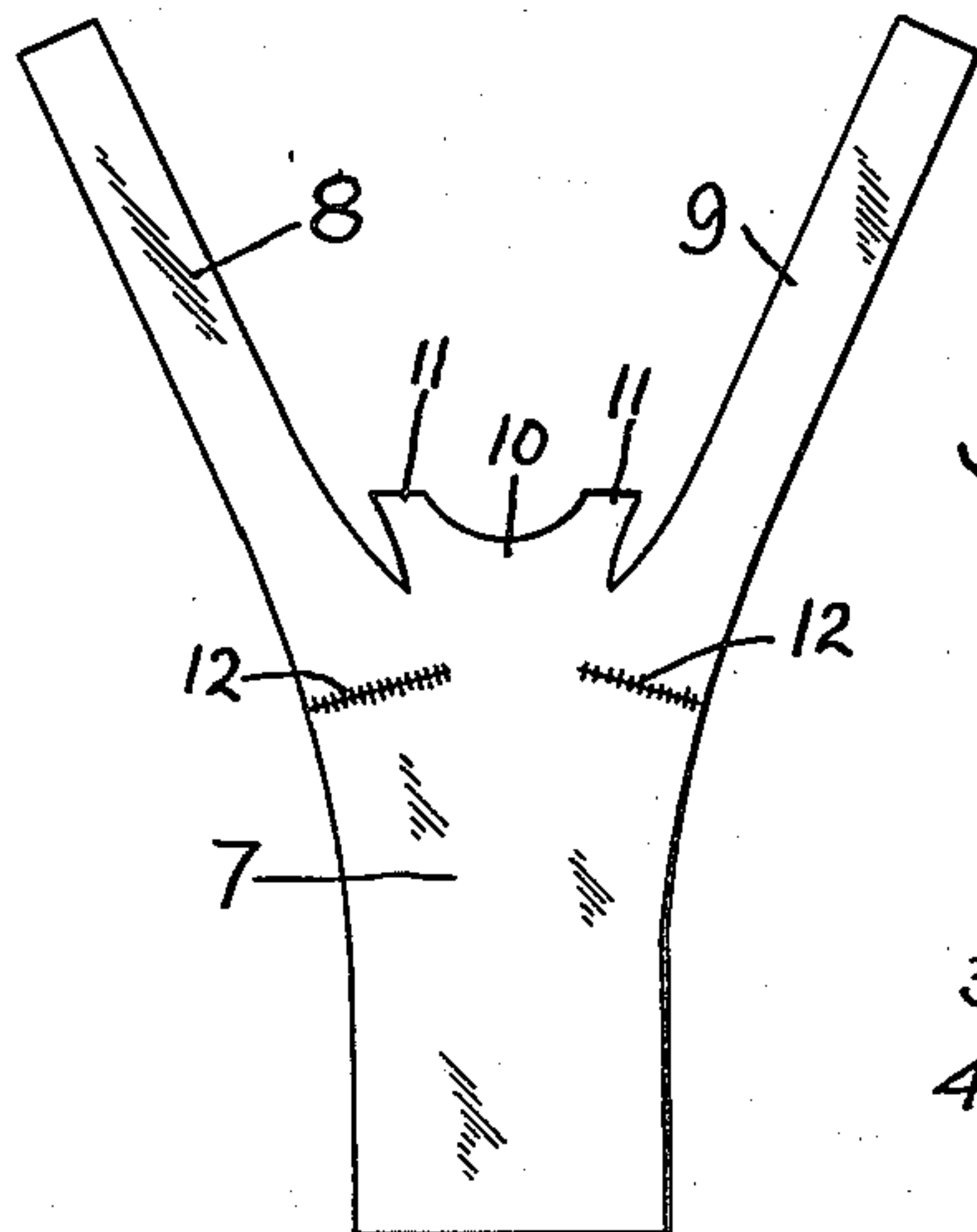


Fig. 4

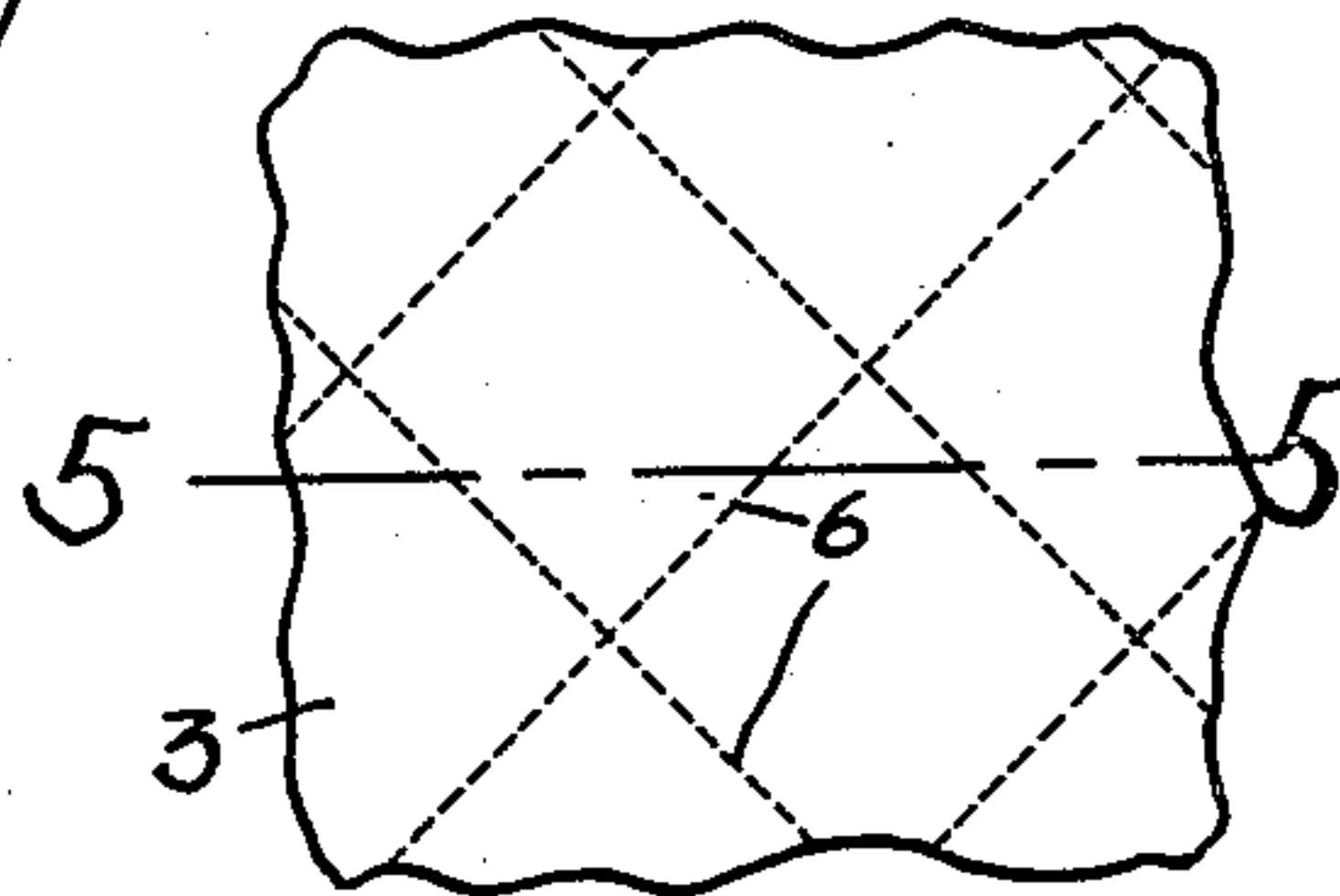


Fig. 5




Fig. 2

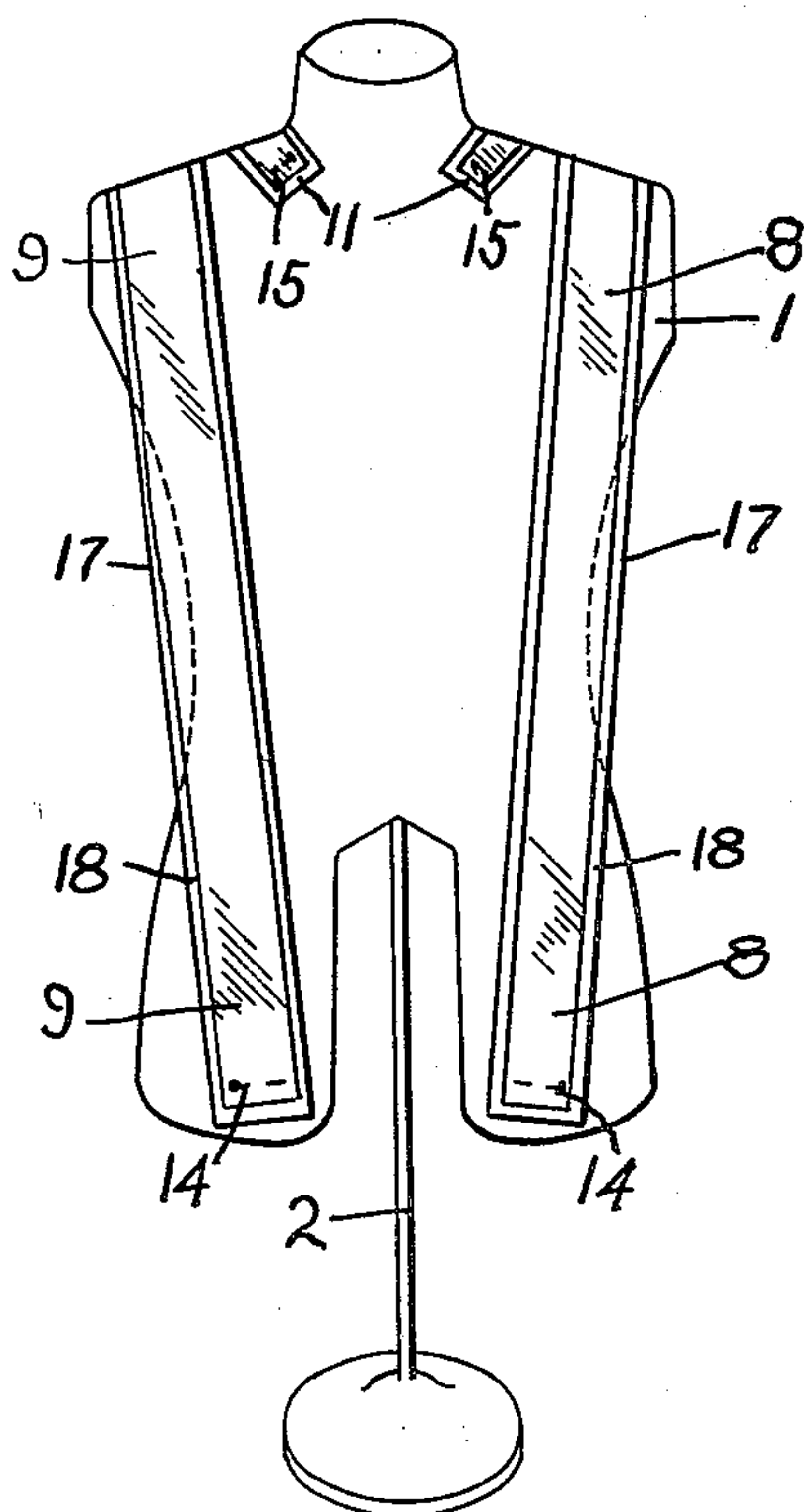
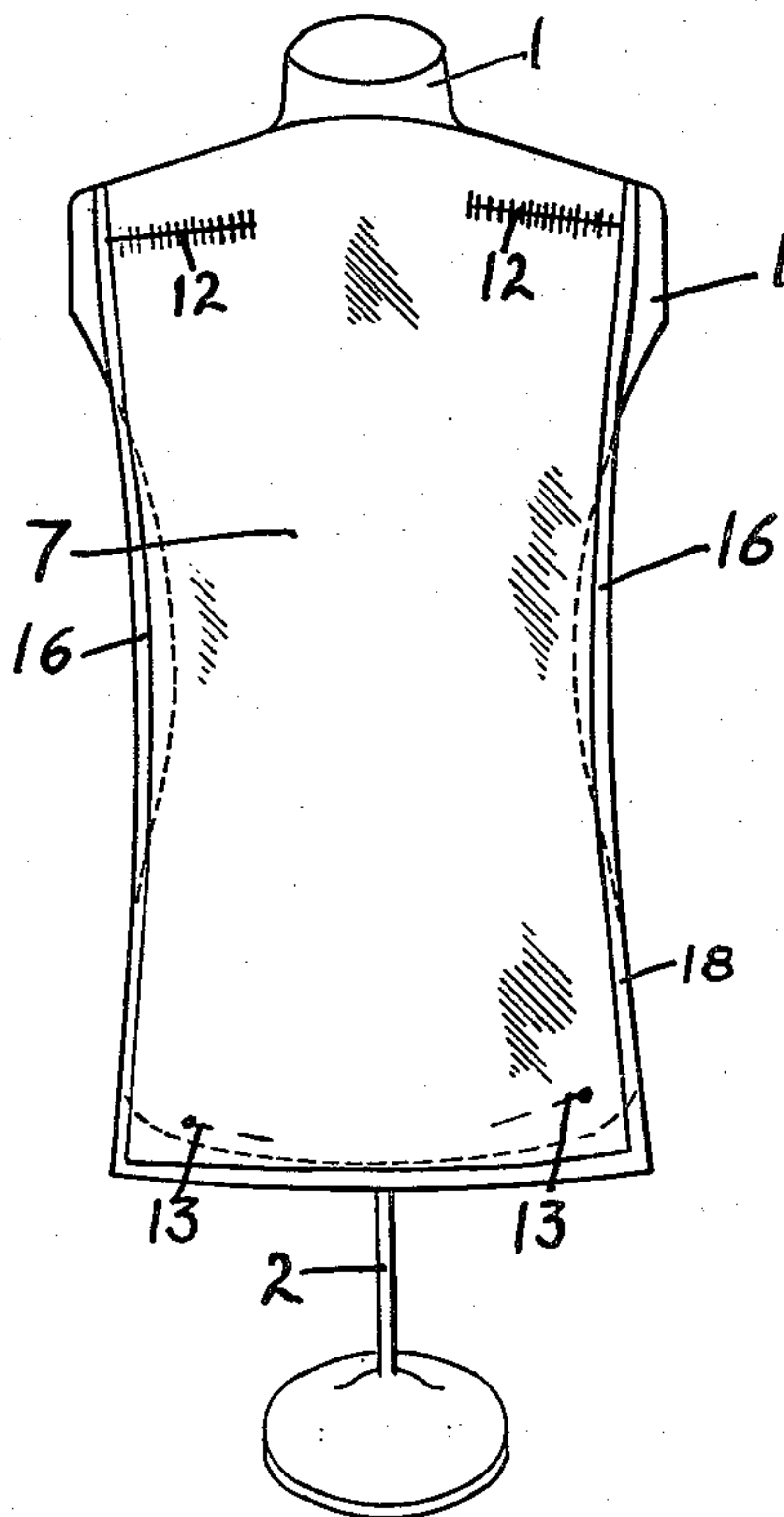


Fig. 3



INVENTOR
GEORGE TANZER
BY *Heard Smith Stennant*
ATTORNEYS

UNITED STATES PATENT OFFICE

2,528,021

SUIT FORM PAD

George Tanzer, Everett, Mass.

Application November 1, 1948, Serial No. 57,812

2 Claims. (Cl. 223—68)

1

This invention relates to the art of displaying men's sport coats and suit jackets in store windows and display cases.

These garments are commonly displayed by means of suit forms on which the garments are placed, such suit forms usually being made in standard sizes and shapes.

Sport coats and suit jackets however are made by a large number of different clothing manufacturers, many of which have their own individual designs and patterns which they follow in making their garments. Hence the sport coats and suit jackets which are offered to the public in retail stores are of a variety of different designs and shapes. In some sport coats and suit jackets the waist portion is drawn in more or less, while others have a full waist and both the back and the front hang free from the shoulders.

A suit form which is shaped to display properly a sport coat or suit jacket that is drawn in more or less at the waist will not properly display a full waisted garment unless the form is padded to a considerable extent at various points. It is, therefore, a common practice in displaying sport coats and suit jackets for the display artist to apply padding to different parts of the suit form as needed to fill out properly the garment being displayed. The padding used may be any suitable soft padding material or it may be tissue paper which is attached to the suit form or tucked between the garment and the form. The attaching of padding to the suit form at various points frequently provides a more or less uneven surface which is reflected in the garment being displayed on the form thereby detracting from the finished appearance of the displayed garment.

One object of this invention is to provide a novel suit form pad which can be applied to any standard suit form and by which said form is given a padded base free from ridges or uneven portions preparatory to fitting the suit jacket or sport coat thereon for display purposes.

My improved suit form pad is constructed of some suitable padding material and presents a back section which fully pads the back of the form and also a front section which not only pads properly the chest portion of the form, but also provides a proper support for the entire front of the garment whether the latter is of the type in which the waist is drawn in more or less, or whether it is of the full waisted type.

In order to give an understanding of my invention, I have illustrated in the drawings a se-

2

lected embodiment which will now be described after which the novel features will be pointed out in the appended claims.

In the drawings,

Fig. 1 illustrates a suit form pad embodying my invention.

Fig. 2 is a front view of a suit form with my improved suit form pad applied thereto.

Fig. 3 is a back view of the suit form with the suit form pad applied thereto.

Fig. 4 is an enlarged fragmentary view showing a portion of the pad.

Fig. 5 is a section on the line 5—5, Fig. 4.

In the drawings 1 indicates a suit form such as is used for displaying suit jackets or sport coats, said form being mounted on a pedestal 2. These forms are usually made of papier-mâché or similar material covered with a close fitting envelope of knitted goods.

My improved suit form pad is made from some suitable padding or quilted material, an example of which is illustrated on a larger scale in Figs. 4 and 5. The padding or quilted material herein shown presents the two layers 3, 4, of cloth and an intermediate layer 5 of cotton batting or similar padding material, the two layers 3 and 4 being sewed or quilted together by crossing lines of stitching 6.

The suit form pad embodying my invention presents a back section 7 which covers the back of the form 1, and a front section presenting two strips 8 and 9 which extend from the shoulder portion of the back 7 and are adapted to overlies the front of the form. The suit form pad herein shown is also provided with the neck portion 10 which covers the back of the neck of the form and with the two extensions 11 which overlies the shoulders of the form as shown in Fig. 2.

The back section 7 of the pad is preferably shaped so as to fit the shoulder portion of the form. This may be done by cutting a V-notch in each side of the back at its upper end and then sewing the edges together as indicated at 12. This gives the upper end of the back section 7 a shape which will closely fit the shoulders of the form.

In applying the suit form pad to a suit form, it is placed in position thereon with the front sections 8, 9 passing over the shoulders and down the front of the form as shown in Fig. 2 and with the back section 7 covering the back of the form. The lower end of the back section 7 of the form will be pinned or otherwise secured to the bottom of the form at the back as indicated at 13, and the two front sections 8 and 9 will be drawn tight

3

and then the lower ends thereof fixed to the bottom of the form at the front by means of pins or other fastening devices as indicated at 14. The extensions 11 will also be preferably folded smoothly against the form over the shoulders and then pinned to the form by pins or other fastening devices 15.

When the suit form pad is thus applied to the suit form, it will provide a smooth surface free from ridges to receive the sport coat or suit jacket to be displayed on the form.

The back section 7 of the pad is so made that at the waist portion the edges extend slightly beyond the side of the form as shown at 16 in Fig. 3, and at the front of the form the edge portions 17 of the strips 8 and 9 also extend slightly beyond the sides of the form and are spaced from the form. In other words, the width of the back section 7 at the waist portion is somewhat greater than the side-to-side diameter of the form, and the space between the outer side edges 17 of the front section strips 8 and 9 at the waist of the form is greater than said side-to-side diameter of the form.

As a result the edges 16 of the back section 7 as well as the outer edges 17 of the front section strips will be spaced from the form at the waist thereof. These free edges 16 and 17 at the waist of the form are important features in securing a proper display of sport coats or suit jackets having different designs.

If a sport coat or suit jacket with a drawn in waist is being displayed on the form, the free edge portions 16 of the back and 17 of the strips 8 and 9 will give or yield inwardly to correspond to the shape of the drawn in waist portion of the garment and such free edges function to hold the waist portion of the garment in its proper shape and free from wrinkles.

If, on the other hand, a full waisted garment is being displayed on the form, the free edge portions 17 and 16 also function to fill out the waist of the garment and hold it in a desired rounded condition free from any slack portion or wrinkles. With my invention, therefore, the waist portion of sport coats or suit jackets of widely different design can be satisfactorily displayed on a standard suit form without the necessity of specially padding each individual garment in order to secure a proper display thereof.

If, however, in order to properly display any garment it is necessary to provide additional padding for the form, this can easily be done by inserting pieces of tissue paper or other padding material between the form and the suit form pad at desirable points. The insertion of such padding material underneath the suit form pad simply fills out the pad slightly without forming any

4

uneven surface which would be reflected in the garment being displayed.

The edges of the back 7 and the front sections 8 and 9 are provided with a suitable finishing binding 18 to prevent the edges from fraying.

I claim:

1. The combination with a suit form of a suit form pad therefor made of padding material and presenting a back section of a size to cover the back of the suit form, and a front section comprising two strips extending from the shoulder end of the back section at the outer edge portions thereof, said front section strips extending downwardly in a slightly converging relation from the shoulder of the form over the chest section and to the bottom thereof, means to secure the bottom edge of the back section to the bottom of the form back and the lower ends of the front section strips to the front of the form at the bottom thereof, the outer edge portion of each front section strip as well as the side edges of the back section at the waist of the form being normally spaced from the waist portion of the form and serving to hold the waist portion of a coat or jacket properly filled out and free from wrinkles or slackness.

2. A suit form pad for use in connection with a suit form, said pad being made of padding material and presenting a back section of a size to cover the back of the suit form with which it is used, and a front section comprising two strips extending from the shoulder end of the back section at the outer edge portions thereof, said front section strips being adapted to extend over the shoulders of the form and downwardly in a slight converging relation to the bottom of said form, and means for securing the lower edge of the back section and the lower ends of the front section strips to the form, the back section having a width across its waist portion greater than the side-to-side diameter of the form at the waist and the outer edges of the front section strips being spaced apart a distance greater than said side-to-side diameter of the form, whereby the edges of the back section as well as the outer edges of the front section strips are spaced from the waist portion of the form and serve to hold the waist portion of a garment displayed on said form properly filled out and free from wrinkles regardless of the design of said garment.

GEORGE TANZER.

REFERENCES CITED

The following references are of record in the file of this patent:

UNITED STATES PATENTS

Number	Name	Date
1,242,703	Kolbert	Oct. 9, 1917