

Oct. 31, 1950

E. W. HENDRIX
MASK FOR MARKING LIPS

2,527,726

Filed Oct. 29, 1948

Fig. 1.

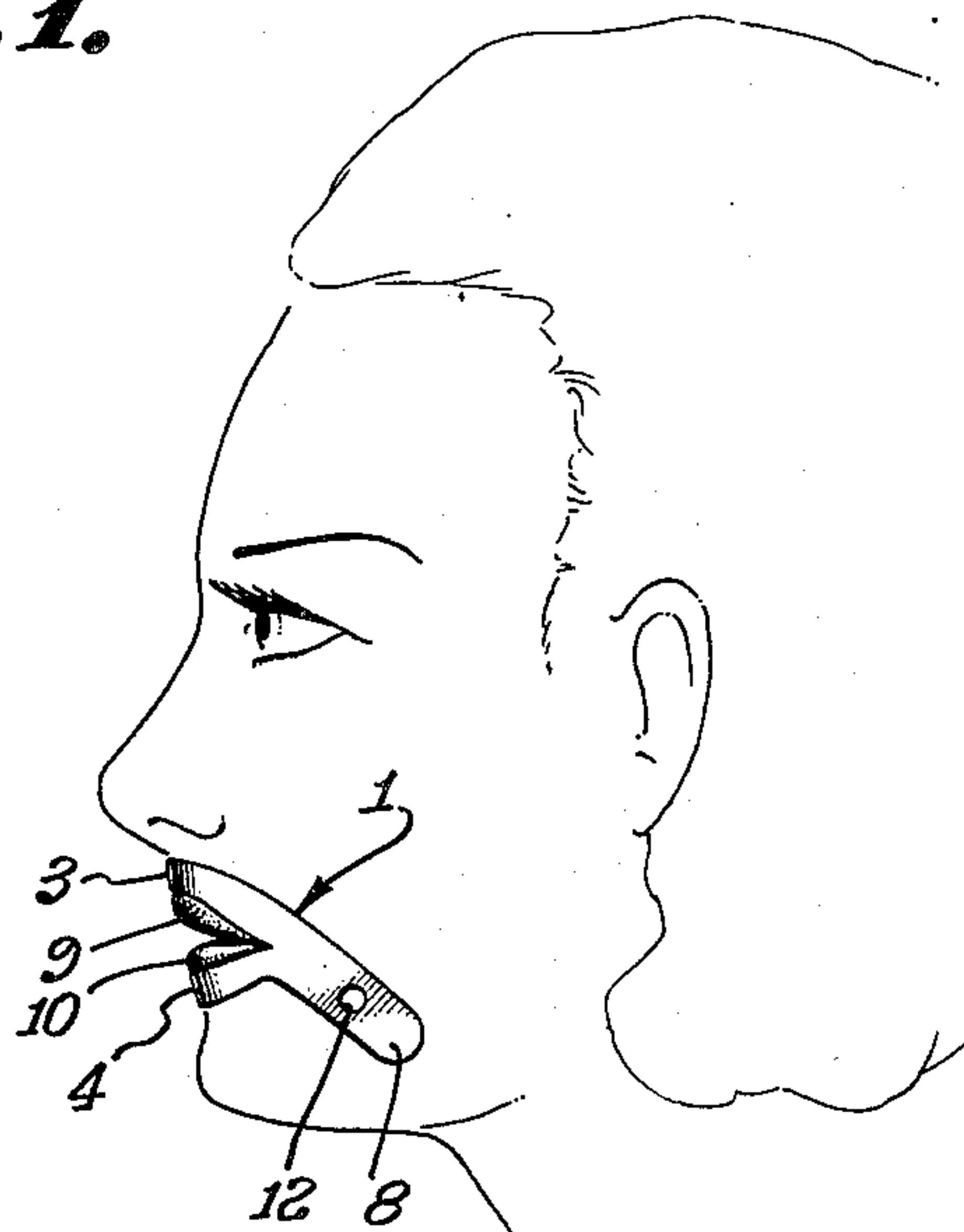
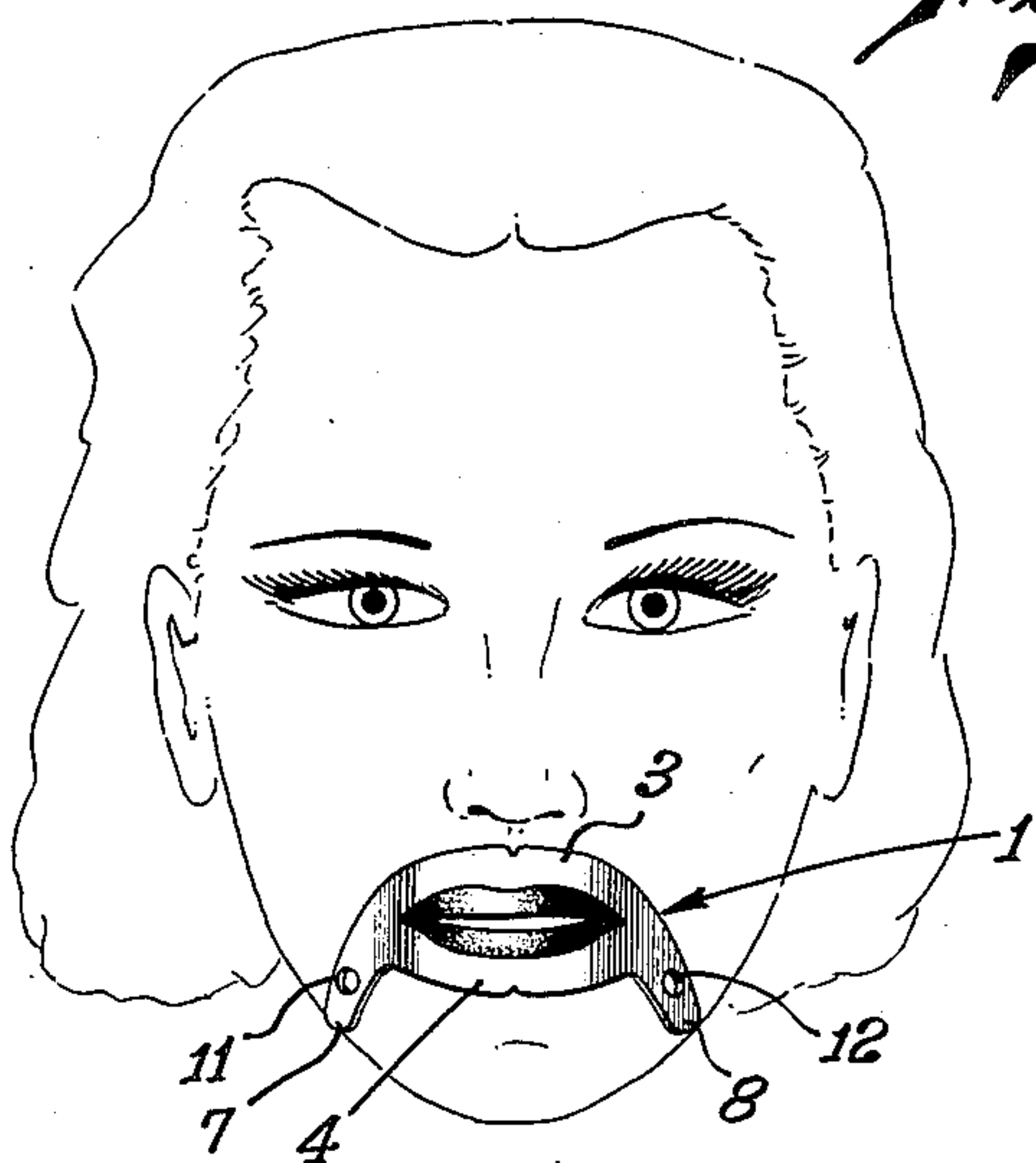


Fig. 2.

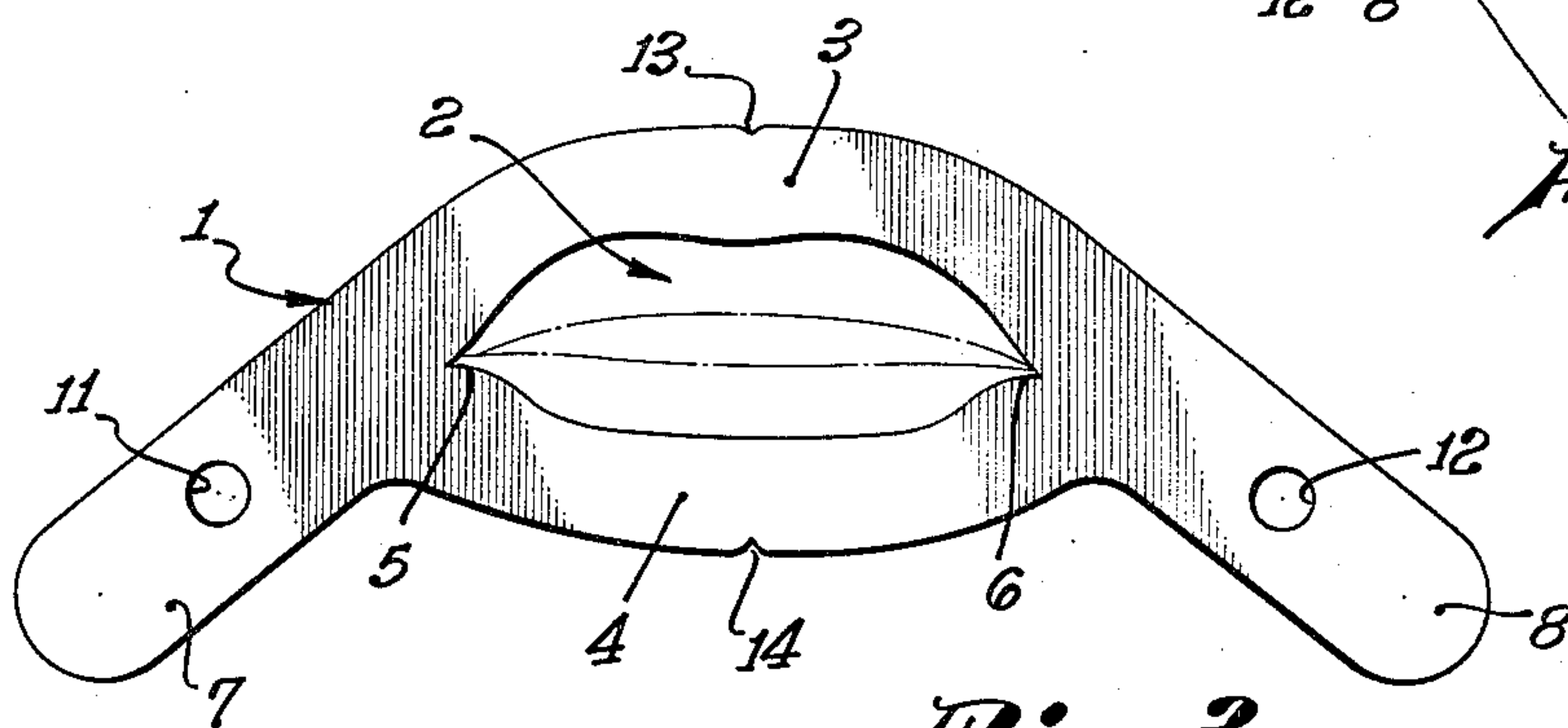


Fig. 3.

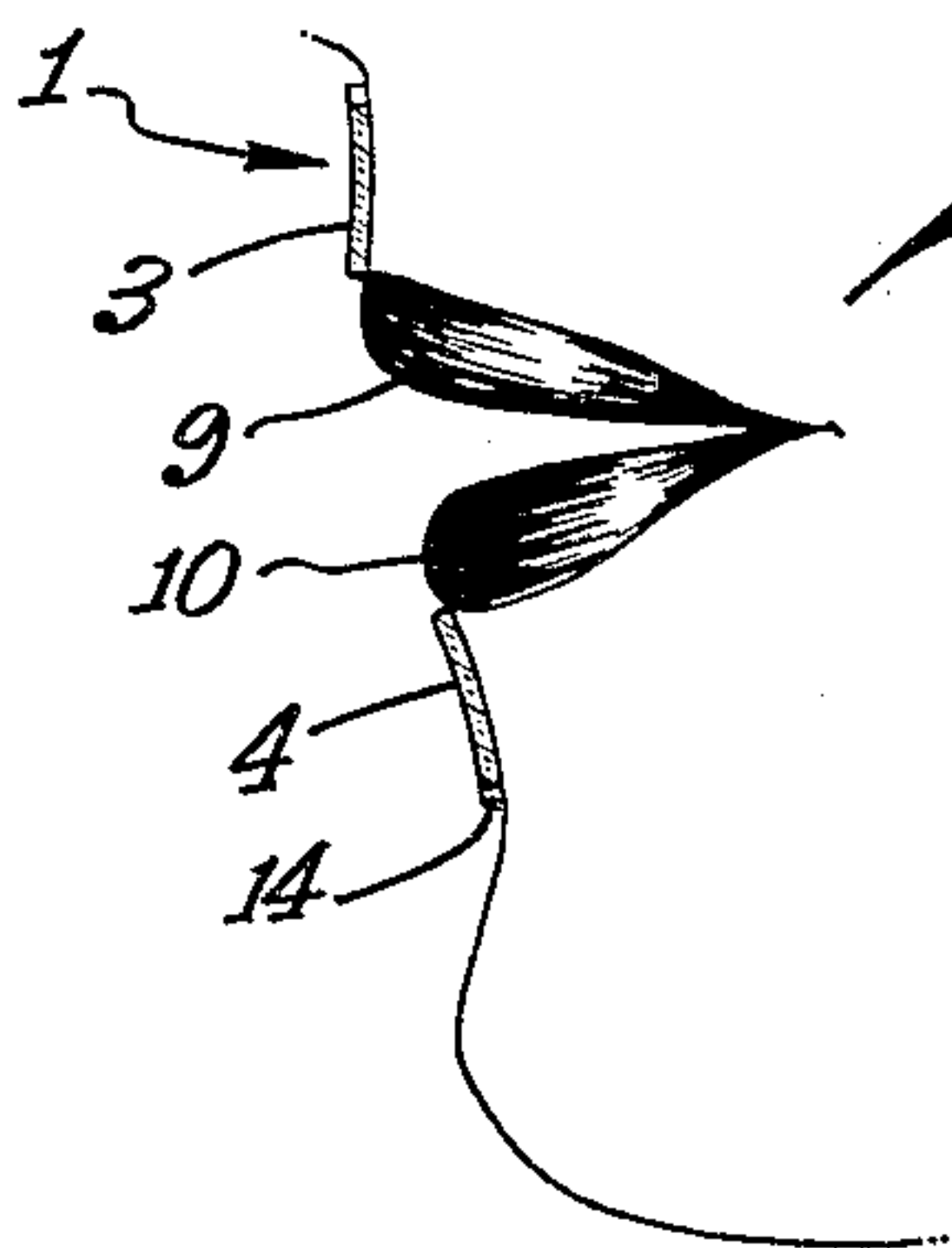


Fig. 4.

EDITH W. HENDRIX,
INVENTOR.

BY *John Flam*
ATTORNEY.

UNITED STATES PATENT OFFICE

2,527,726

MASK FOR MARKING LIPS

Edith W. Hendrix, Los Angeles, Calif.

Application October 29, 1948, Serial No. 57,189

2 Claims. (Cl. 132—88.5)

1

This invention relates to the application of rouge, or the like, to lips, and more particularly to a guard or mask by the aid of which the contour of the lips may be formed by a lipstick or brush.

Although such masks have been heretofore proposed, they have not been satisfactory. In the first place, the guard or mask must be conformable, and it must be held firmly over the lip region. This inevitably results in a distortion of the mouth, with a consequent misapplication of the rouge.

It is one of the objects of this invention to make it possible to apply the mask and hold it firmly in position without disturbing the natural position of the lips and mouth.

It is another object of this invention to provide a lip mask that may be readily and accurately positioned over the lips of the user.

This invention possesses many other advantages, and has other objects which may be made more clearly apparent from a consideration of one embodiment of the invention. For this purpose there is shown a form in the drawings accompanying and forming part of the present specification. The form will now be described in detail, illustrating the general principles of the invention; but it is to be understood that this detailed description is not to be taken in a limiting sense, since the scope of this invention is best defined by the appended claims.

Referring to the drawings:

Figure 1 is a front view, illustrating a mask incorporating the invention in place on the face of the user;

Fig. 2 is a profile view of the device shown in use;

Fig. 3 is a plan view of the lip mask; and

Fig. 4 is a central sectional view of the mask, shown as applied to the lip region of the user.

The mask 1 is made from conformable, thin material, such as celluloid, thin plastic, or thin cardboard, or the like, having a thickness of about five-thousandths of an inch or more. The lip mask forms a frame around a lip opening 2 which is formed to provide the desired lip contour or shape. The upper portion 3 and the lower portion 4 of the frame are made relatively narrow. In this way, these portions of the mask can be made to conform quite closely to the area of the mouth adjacent the lips. Furthermore, the opening 2 may be made of different shapes and sizes to take care of the requirements of a wide variety of users. In the present instance, the opening 2 is made so as to provide a flat form for the lower lip and a not too pronounced bow for the upper lip. Furthermore, the corners 5 and 6 converge with a substantial angle. All of these features are variable to suit the individual user.

Projections 7 and 8 extend from the lower edge of the frame outwardly and downwardly. In this way they overlie the lower jaw of the user,

2

as shown most clearly in Fig. 2. Accordingly, when holding the mask 1 in position, the fingers are applied to the ends of these projections 7 and 8 and urge the mask tightly against the lower jaw. The mask is held in position firmly by the fingers in this manner, while the frame around the opening 2 is quite gently held against the lips. Accordingly, the mouth region is left undistorted, and in normal position.

Preferably, the lips 9 and 10 of the user are slightly parted, as illustrated most clearly in Fig. 4, while the mask is used. Thus, a natural contour of the mouth and lips is achieved during the process of applying the lipstick. The lipstick is applied to outline the lips, and then the mask 1 may be removed and the remainder of the lips may then be covered over.

In order to facilitate holding the mask 1 in place, apertures 11 and 12 may be provided, near the extremities of the projections 7 and 8, to serve as finger holds. Centering notches 13 and 14 are provided in the upper and lower edges, respectively, to facilitate centering of the mask with respect to the lips.

By the aid of the projections 7 and 8, the lip mask 1 may be held quite firmly in place without stretching or otherwise distorting the natural contour of the mouth and lips. Furthermore, the force applied by the fingers can be such as to urge the upper and lower portions 3 and 4 of the frame firmly against the lips.

The inventor claims:

1. A mask for facilitating the application of lip rouge to the lips, made from conformable material and having an opening corresponding to a lip outline; said mask having side projections extending outwardly and downwardly below the opening and over the lower jaw region.

2. A mask for facilitating the application of lip rouge to the lips, made from conformable material and including a lip outline opening, the mask having a relatively narrow frame around the opening; and projections extending, respectively, from the opposite sides of the lower edge of the frame, said projections being downwardly inclined below the frame, to rest upon the lower jaw of the user and substantially back of the point of the chin.

EDITH W. HENDRIX.

REFERENCES CITED

The following references are of record in the file of this patent:

UNITED STATES PATENTS

| Number | Name | Date |
|-----------|--------|---------------|
| 1,704,290 | Kirk | Mar. 5, 1929 |
| 1,818,863 | Petnel | Aug. 11, 1931 |
| 1,890,628 | Sueta | Dec. 13, 1932 |

FOREIGN PATENTS

| Number | Country | Date |
|---------|---------|---------------|
| 289,811 | Italy | Oct. 29, 1931 |