

Oct. 25, 1949.

F. I. ANDRADE

2,486,094

STERN DAVIT AND BUMPER FOR BOATS

Filed Oct. 12, 1945

Fig. 1.

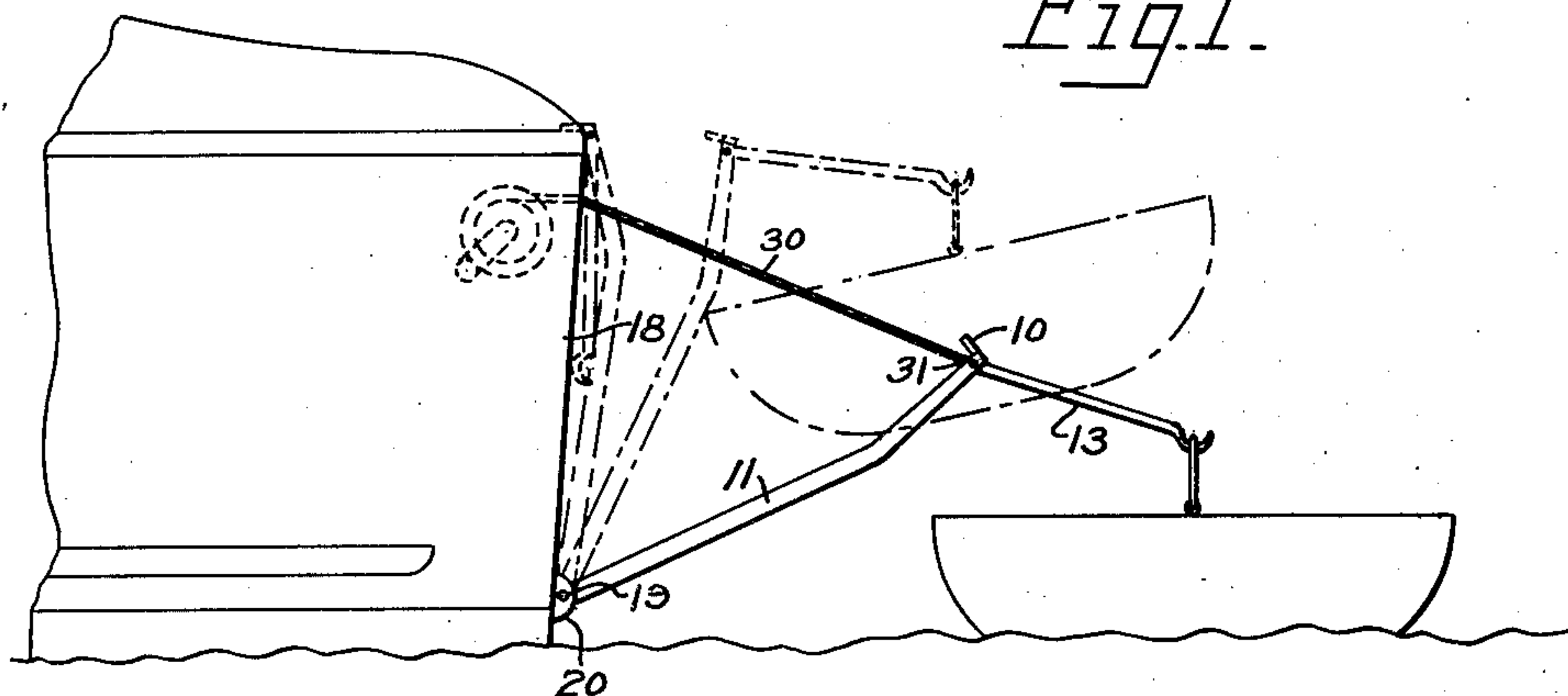


Fig. 3.

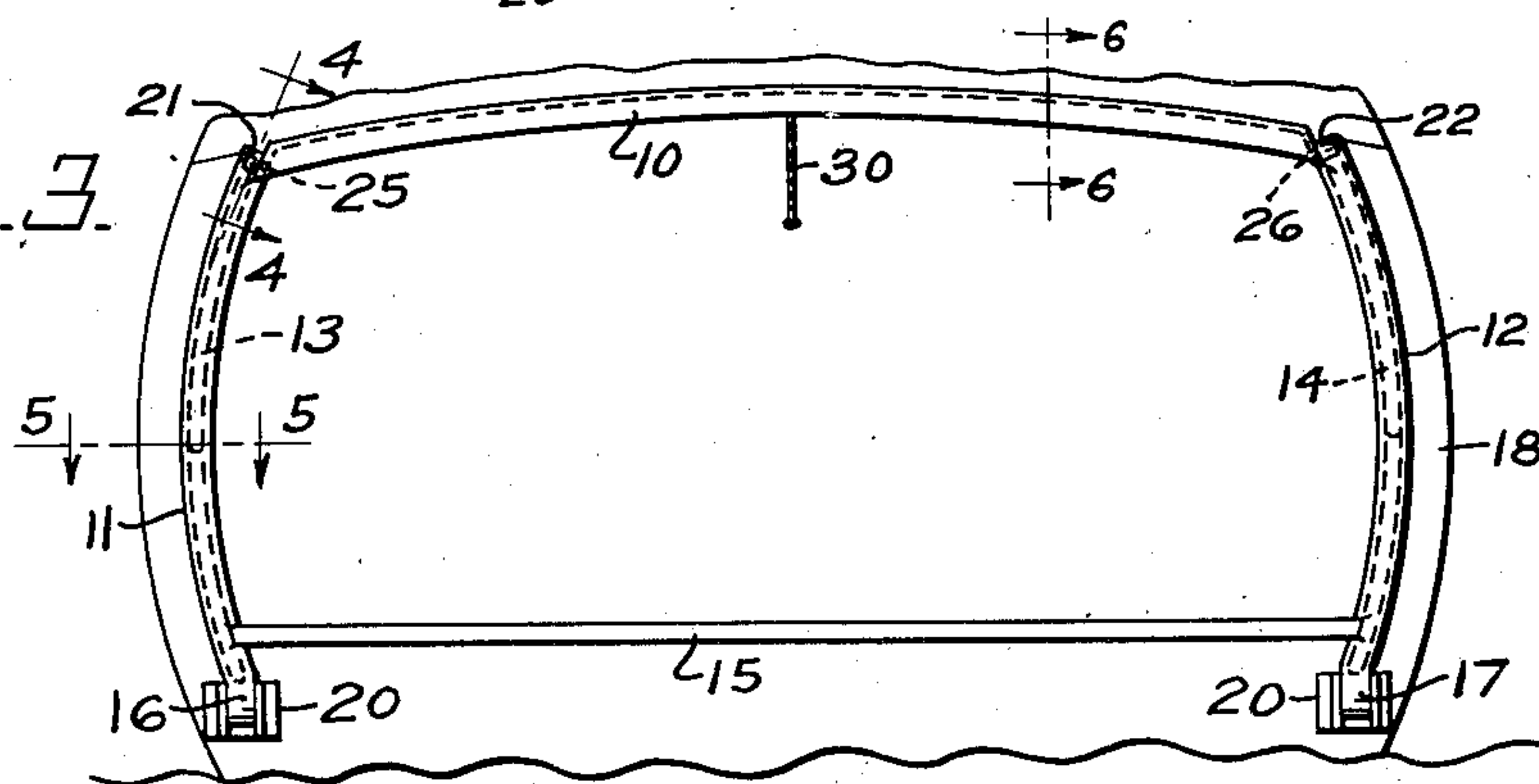


Fig. 2.

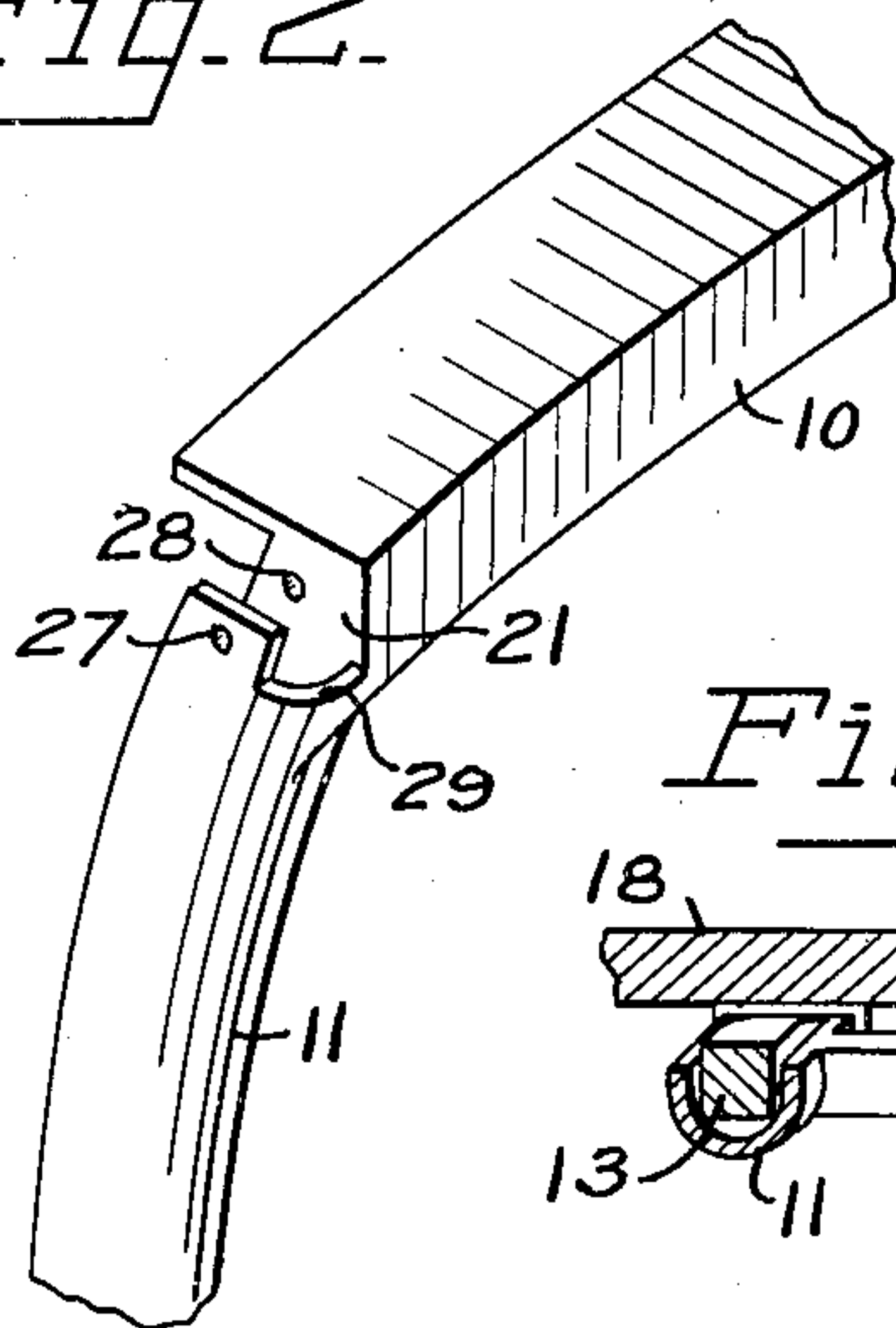


Fig. 5.

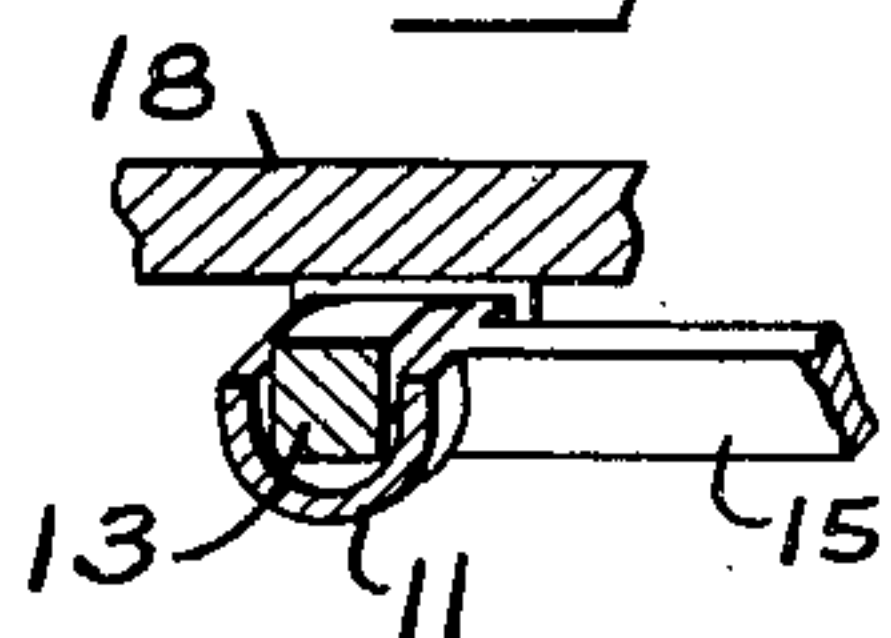
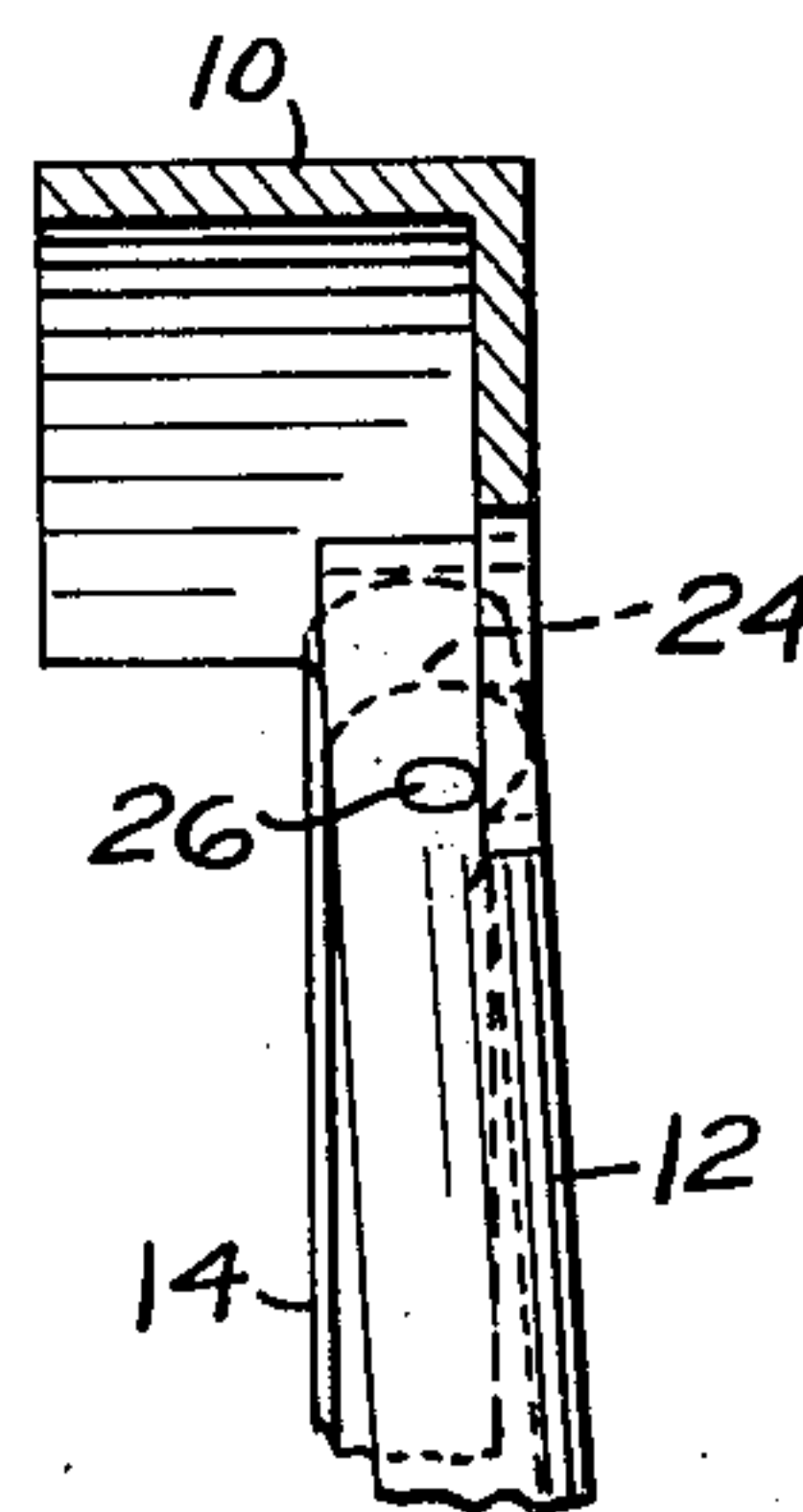
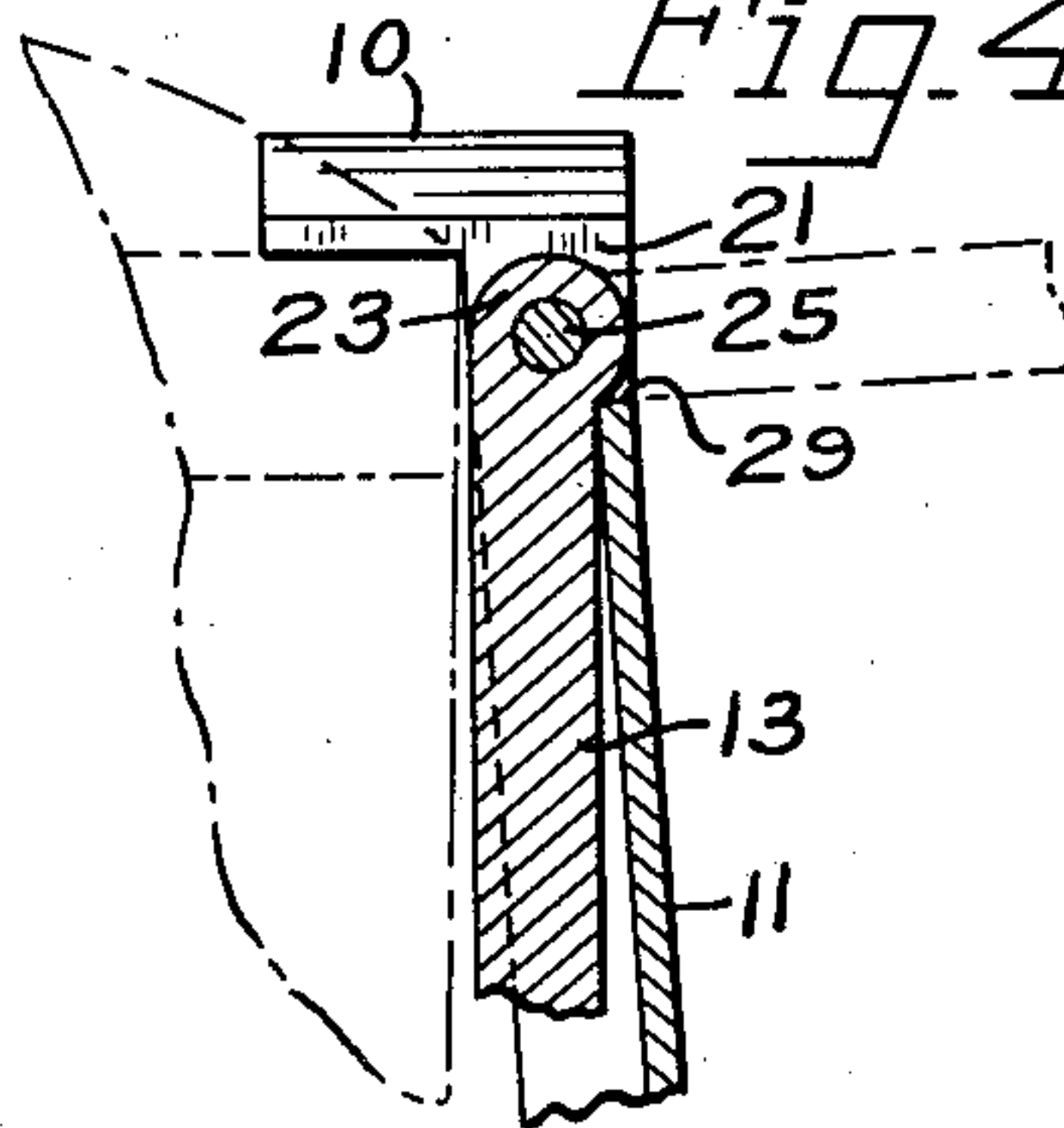


Fig. 4. Fig. 6.



INVENTOR.

Frank I. Andrade
BY Victor J. Evans & Co.

ATTORNEYS

UNITED STATES PATENT OFFICE

2,486,094

STERN DAVIT AND BUMPER FOR BOATS

Frank I. Andrade, Fall River, Mass., assignor to
Frank Mulveny, Fall River, Mass.

Application October 12, 1945, Serial No. 621,880

1 Claim. (Cl. 9—36)

1

This invention relates to davits or launching devices for launching small boats such as tenders or life boats from comparatively small ships, and in particular a substantially rectangular shaped frame hinged to the lower edge of a flat stern board of a boat wherein, when not in use the frame is positioned against the end of the stern to provide a bumper, and in which the frame is provided with folding arms that are hinged to nest in arcuate vertically disposed end members of the frame or to be extended outwardly for supporting a boat.

The purpose of this invention is to provide a device for launching small boats from the stern of larger ships in which the device provides a bumper for the end of the ship when not in use.

Various types of davits have been provided for launching life boats and tenders from the sides of both small and large ships but these devices are permanently installed and are therefore objectionable for use on comparatively small boats. With this thought in mind this invention contemplates a small boat or tender launching device that may be nested against the stern of the ship when not in use and which also provides a bumper for the ship.

The object of this invention is, therefore, to provide means for constructing a davit or boat launching device whereby the device may be folded to an out of the way position when not in use and which may readily be opened and extended for use.

A further object of the invention is to provide a davit that may be positioned against the stern of a ship that provides a bumper when not in use and that is of a simple and economical construction.

With these and other objects in view the invention embodies a substantially rectangular shaped frame having vertically disposed arcuate end members semi-circular in cross section, with arms hinged in the upper ends thereof, with the lower ends of the end members connected by a bar and with the upper ends connected by an arcuate strut that nests over the upper edge of the stern board of a boat, and in which the lower ends of the end members are hinged to the stern board.

Other features and advantages of the invention will appear from the following description taken in connection with the drawings wherein:

Figure 1 is a side elevational view showing the davit in the extended position in full lines and in the folded, and also in an intermediate position in dotted lines.

2

Figure 2 is a detail illustrating the connection between the ends of the upper strut and the arcuate end members, with parts broken away.

Figure 3 is an elevational view looking toward the stern of the boat illustrating the device in the nested position against the stern of the boat.

Figure 4 is a detail showing a section through the upper end of one of the end members illustrating the method of hinging one of the boat holding arms in the frame and taken on line 4—4 of Figure 3.

Figure 5 is a detail showing a section through one of the end members of the frame taken on line 5—5 of Figure 3.

Figure 6 is also a detail taken on line 6—6 of Figure 3 showing a cross section through the upper strut and showing the upper part of the arcuate end member at the end of the strut.

Referring now to the drawings wherein like reference characters denote corresponding parts the improved davit of this invention includes an upper strut 10, the ends of which are connected by welding to arcuate vertically disposed end members 11 and 12, with arms 13 and 14 hinged in the upper ends of the end members and with the lower ends of the end members connected by a bar 15. The lower ends of the end members 11 and 12 are provided with hubs 16 and 17 through which the lower ends of the end members are pivotally mounted on the stern of a boat 18 by pins 19 in bearings 20.

The end members 11 and 12 are substantially semi-circular in cross section and the outer surfaces of the upper ends thereof are cut away providing recesses 21 and 22 through which the arms 13 and 14 extend when the davit is in use.

The arms 13 and 14 are provided with hubs 23 and 24 through which they are pivotally mounted by pins 25 and 26 in the sides of the end members 11 and 12 as illustrated in Figures 2, 4, and 6. The sides of each of the end members are provided with openings for the pins 25 and 26 as indicated by the numerals 27 and 28 in Figure 2 and the inner sides of the said end members are integrally connected to the ends of the strut 10 as shown in Figure 2.

With the arms pivotally mounted in this manner they are adapted to fold to nested positions within the end members and when the davit is used the arms are extended outwardly as indicated by the dot and dash lines in Figure 4 with the arms resting upon the end surfaces 29 of the outer walls of the end members in the recesses 21 and 22, thereby providing means for supporting the arms in the outwardly extended position.

3

A rope or cable 30 extends outwardly from the stern of the ship and the outer end is connected to the strut 10 at the point 31 thereby providing means for supporting the davit and also for holding the davit against the stern of the boat. The inner end of the rope may be connected to a winch as indicated in dotted lines in Figure 1.

It will be understood that modifications may be made in the design and arrangement of the parts without departing from the spirit of the invention.

What is claimed is:

In a davit for a boat having a sternboard with a centrally disposed opening through the upper edge, the combination which comprises a substantially rectangular-shaped frame having end members shaped to conform to the lines of the sides of the boat and having an upper strut shaped to correspond to the upper edge of the said sternboard, said upper strut having a flange positioned to extend over the upper edge of the said sternboard for nesting relation therewith when the davit is not in use whereby when not in use, the frame provides a bumper for the boat, the outer surfaces of the upper ends of the end members of the frame having recesses therein, means pivotally attaching the lower ends of the end members of the frame to the said sternboard,

4

extension arms nested in the said end members of the frame and having hooks on the ends thereof, means pivotally mounting the ends of the said arms opposite to the ends carrying the hooks in the end members of the frame whereby the arms swing outwardly through the recesses in the upper ends of the end members of the frame and are retained in the outwardly extended position for use by the lower ends of the said recesses in the end members of the frame, and a cable attached to the said upper strut of the frame and extended through the opening through the upper edge of the said sternboard of the boat for retaining the frame in the nested position against the sternboard of the boat for use as a bumper and also for holding the frame suspended in the outwardly extended position for use as a davit.

FRANK I. ANDRADE.

REFERENCES CITED

The following references are of record in the file of this patent:

UNITED STATES PATENTS

25	Number	Name	Date
	666,909	Renwick	Jan. 29, 1901
	1,364,727	Dawson	Jan. 4, 1921
	2,294,864	Palmer	Sept. 1, 1942