

Oct. 25, 1949.

L. RUMPAKIS ET AL

2,485,923

SHOE PROTECTOR

Filed Aug. 29, 1946

Fig. 1.

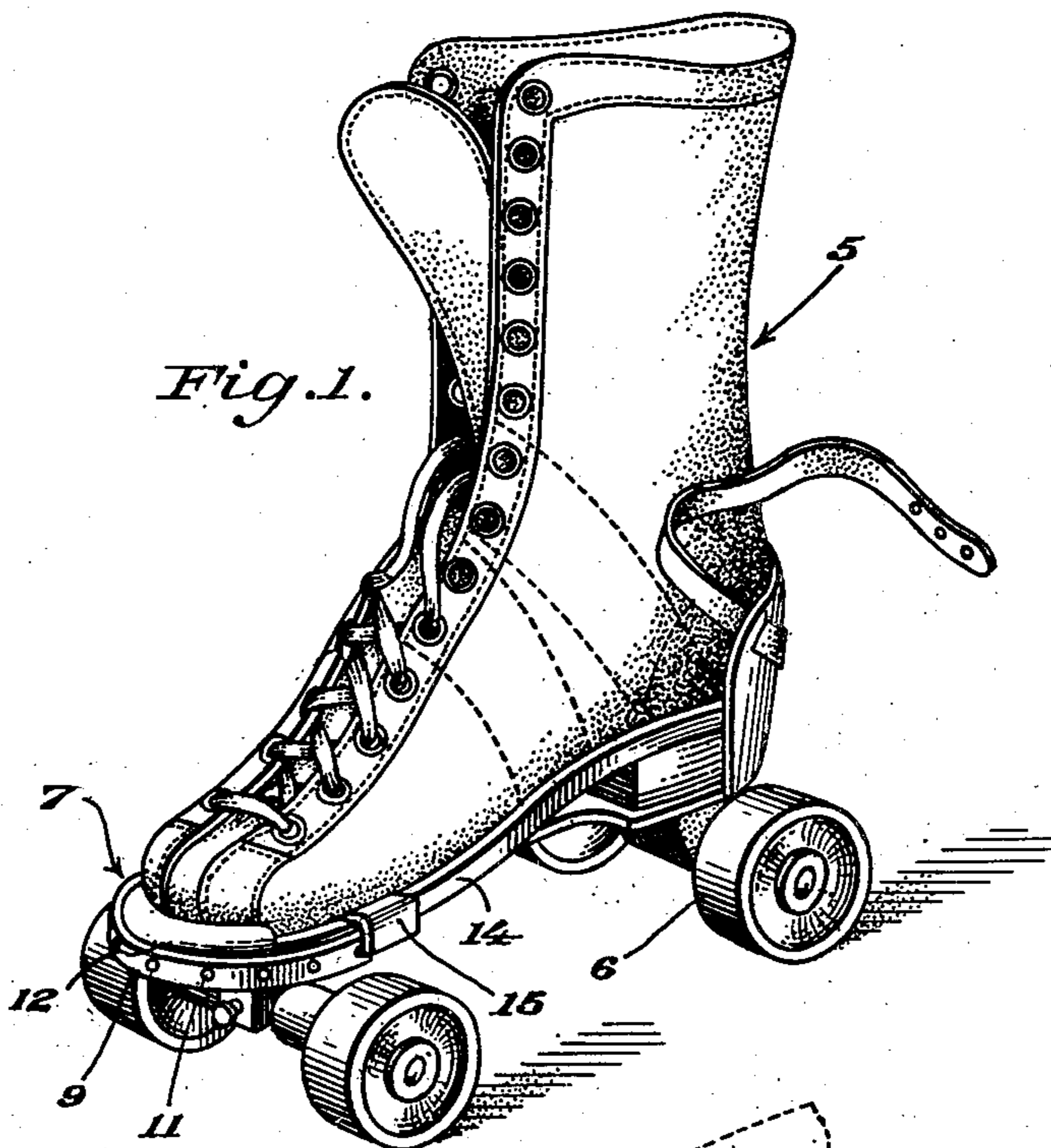


Fig. 2.

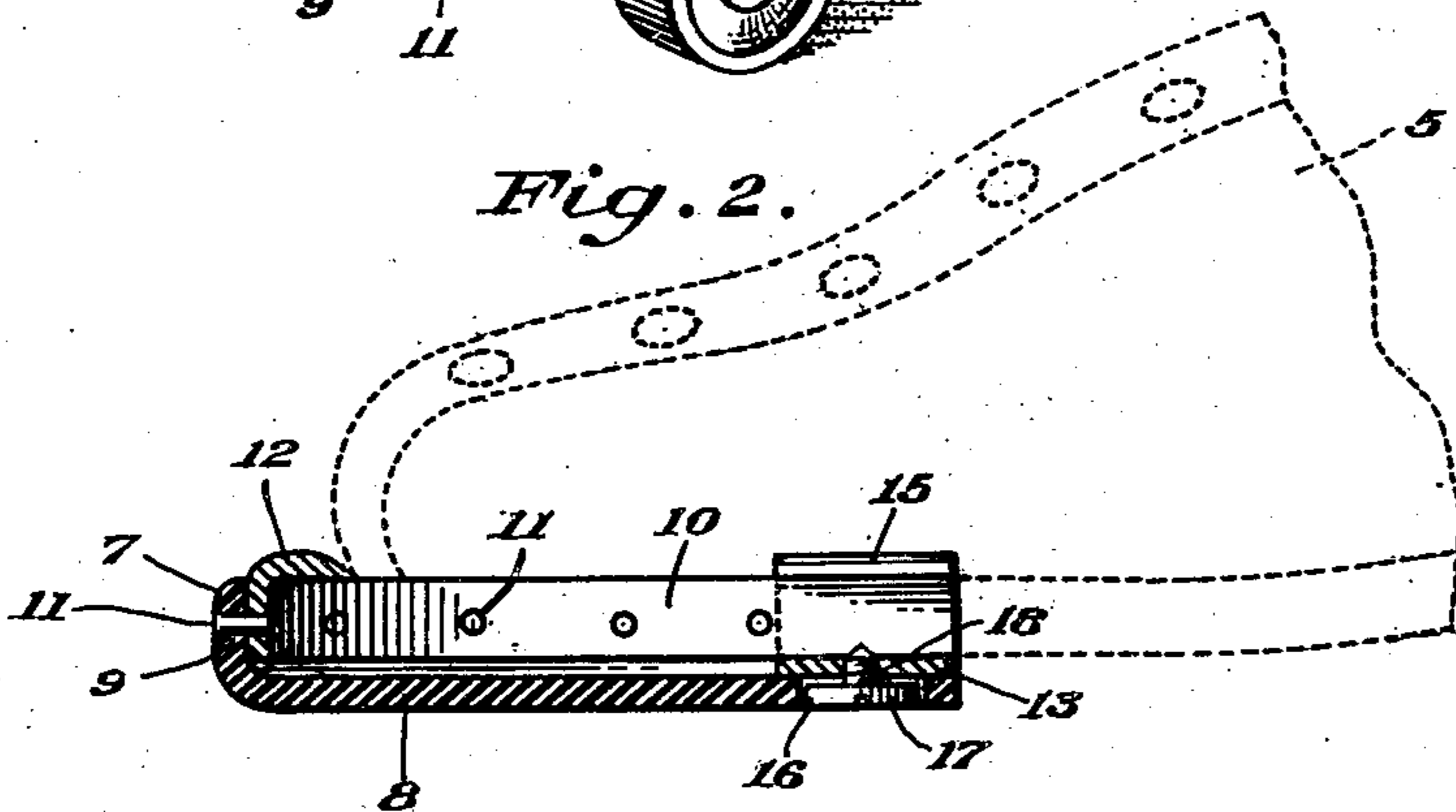
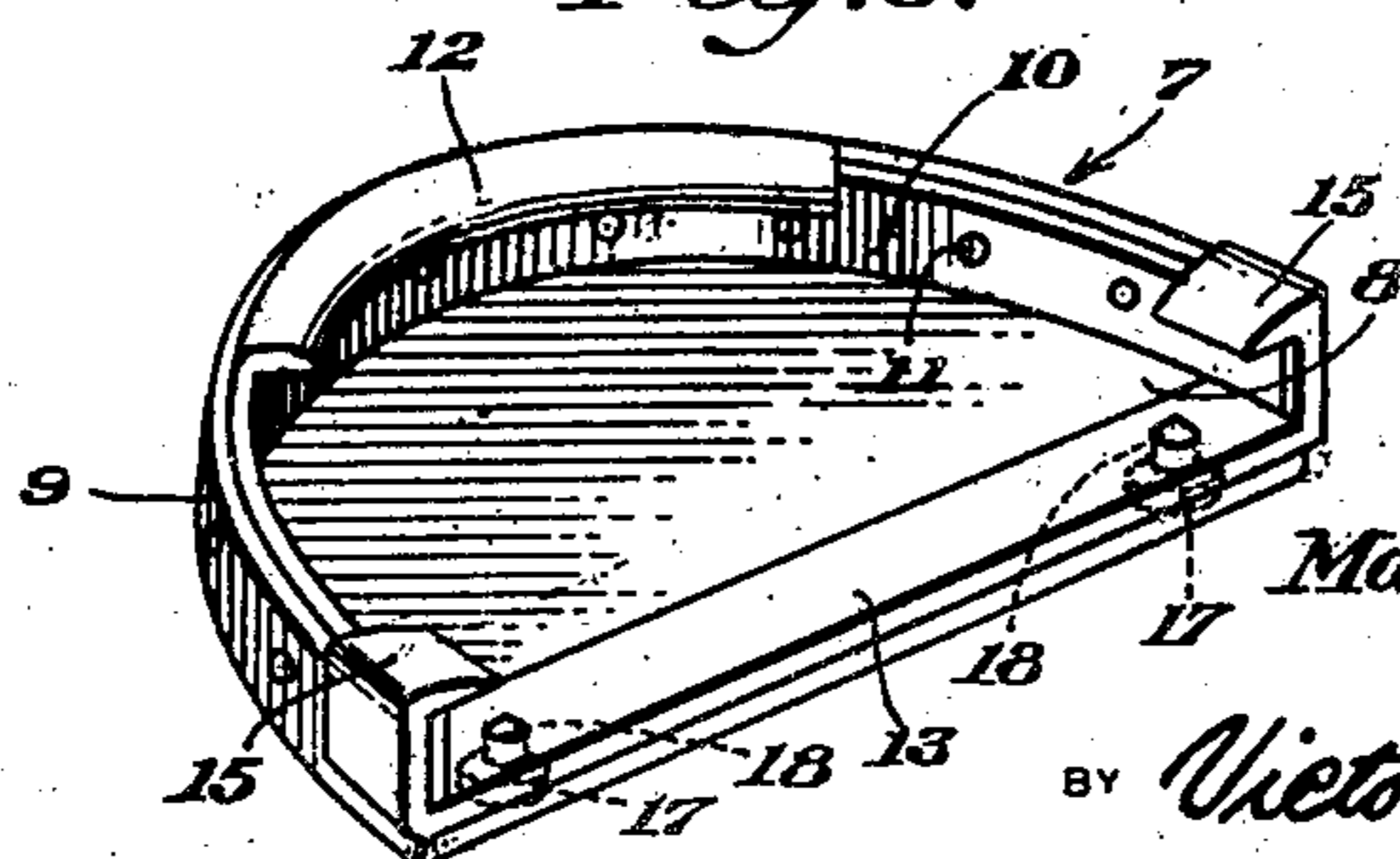


Fig. 3.



Louis Rumpakis
James Ivanoff
Maurice D. Sussman
INVENTORS

BY *Victor J. Evans & Co.*
ATTORNEYS

UNITED STATES PATENT OFFICE

2,485,923

SHOE PROTECTOR

Louis Rumpakis, James Ivanoff, and Maurice D.
Sussman, Portland, Oreg.

Application August 29, 1946, Serial No. 693,624

2 Claims. (Cl. 36-1)

1

The present invention relates to a new and improved removable shoe protector or guard.

The invention is primarily designed for use with skating shoes to relieve the wear on the toe portion of such shoes. In skating, the skater quite frequently brakes himself by tipping the toe of the shoe forward toward the floor and the fore part of the shoe and the leather sole rub along the floor giving the desired brake effect. Because of this, skating shoes have the fore part of the sole of the shoe considerably worn in a relatively short time, necessitating or requiring the same to be repaired. Repairing is not always satisfactory particularly when a portion of the sole only need be repaired.

It is, therefore, the primary object of the present invention to provide a shoe protector or guard that is adapted to be removably attached to the sole of the shoe for protecting that portion of the shoe that receives the greatest amount of wear when skating. It is to be understood that the guard or protector is also adapted for use with other shoes and will serve a desired need for floor sanders and roofing men and others who, whole working, are in a kneeling position and constantly bending and rubbing the fore part of the soles of their shoes.

The invention also consists in certain other features of construction and in the combination and arrangement of the several parts, to be hereinafter fully described, illustrated in the accompanying drawing and specifically pointed out in the appended claims.

In describing my invention in detail, reference will be had to the accompanying drawing wherein like characters denote like or corresponding parts throughout the several views, and in which:

Figure 1 is a perspective view of a skating shoe with the invention applied thereto.

Figure 2 is a longitudinal sectional view of the protector.

Figure 3 is a perspective view of the protector removed from the shoe.

Referring to the drawing for a more detailed description thereof, a conventional skating shoe is generally designated by the reference numeral 5 with a roller skate 6 attached thereto. The roller skate may be fixedly secured to the shoe or removably attached thereto as desired.

The guard or protector in accordance with the present invention is generally designated by the reference numeral 7 and comprises a semi-circular flat piece of material 8, said material may be of leather or rubber composition which pro-

2

5 tects the sole of the shoe adjacent the toe when the skater uses the shoe as a brake. Thus the guard and not the sole of the shoe itself receives the greatest amount of wear. The material 8 is formed with an upwardly turned edge 9 adapted to encircle the forward portion of the sole of the shoe and is substantially equal in height to the edge of the shoe sole. A U-shaped band 10 of metal or the like is riveted or otherwise secured as indicated at 11 to the upturned edge 9, said band, when positioning the protector, being disposed adjacent the edge of the shoe sole. The band 10 has formed integral therewith an overhanging flange 12 at its forward portion for engagement over the edge of the shoe sole at the toe portion of the shoe as best shown in Figures 1 and 2 of the drawing. The flange 12 forms a means of securing the protector to the shoe while at the same time providing an additional means for protecting the toe portion of the shoe. The U-shaped band 10 retains the protector in shape thereby permitting considerable abuse and wear without materially injuring the same.

25 The free ends of the U-shaped band 10 are united by means of a metal strap 13 which is adapted to be disposed transversely of the shoe sole 14 when the device is attached. The ends of the strap 13 are formed with substantially L-shaped or angular members 15 adapted for engagement over the edge of the sole 14 for additionally holding the protector on the shoe. The material 8 directly beneath the strap 13 is formed with countersunk openings 16 for receiving the head 17 of a set screw 18, the shank of the screw projecting through the strap 13 and adapted, when tightened, to penetrate the sole 14. The set screws engage the bottom of the shoe sole to urge the strap member 13 into contact therewith for securing the protector in position. This means of attachment also permits rapid removal of the protector when worn and likewise a rapid replacement thereof.

45 The guard or protector in accordance with the present invention will not interfere with the normal attachment of the skate to the shoe and since said protector covers merely the fore part of the shoe, can be made to fit all skate shoes by being made in three or four sizes, that is small, medium and large. This is due to the fact that the variation between the front part of the shoes is not very great as compared with the whole half sole in different makes and different sizes.

55 Also it will be understood, of course, by those skilled in the art that variations in the herein-

3

above described device involving the substitution of substantial equivalents for the devices described are intended to be comprehended within the spirit of the present invention and that the invention is capable of extended application and is not confined to the exact showing of the drawing nor to the precise construction described and, therefore, such changes and modifications may be made therein as do not affect the spirit of the invention nor exceed the scope thereof as expressed in the appended claims.

What is claimed is:

1. A protector for the toe portion of the sole of shoes comprising, a substantially semi-circular flat piece of resilient material having an upwardly turned edge adapted to encircle the forward edge of the toe portion of the sole of a shoe, a substantially U-shaped metal band secured to said upwardly turned edge, means on said band for engagement with the forward edge of the toe portion of the shoe sole at the toe of the shoe, a relatively flat strap uniting the free ends of said U-shaped band and adapted to be disposed transversely of the shoe sole, and means carried by said band for engagement with the bottom of the shoe sole for securing said protector in position.

2. A protector for the toe portion of the sole of shoes comprising, a substantially semi-circular flat piece of resilient material having an upwardly

4

turned edge adapted to encircle the forward edge of the toe portion of the sole of a shoe, a substantially U-shaped reinforcing metal band secured to said upwardly turned edge, said band having an overhanging flange at its forward portion for engagement with the forward edge of the shoe toe portion of the sole at the toe of the shoe, a relatively flat metal strap uniting the free ends of said U-shaped band and adapted to be disposed transversely of the shoe sole, the ends of said strap being turned upwardly for engagement with the edge portions of the shoe sole, and means carried by said band for engagement with the bottom of the shoe sole for securing said protector in position.

LOUIS RUMPAKIS.
JAMES IVANOFF.
MAURICE D. SUSSMAN.

REFERENCES CITED

The following references are of record in the file of this patent:

UNITED STATES PATENTS

Number	Name	Date
238,441	Sachs	Mar. 1, 1881
1,420,302	Anderson	June 20, 1922
1,450,396	Viertels	Apr. 3, 1923
1,744,003	Gallagher	Jan. 14, 1930