

Sept. 16, 1947.

W. JASTRZOMB

2,427,459

BOOT OR SHOE SHIELD

Filed Dec. 29, 1945

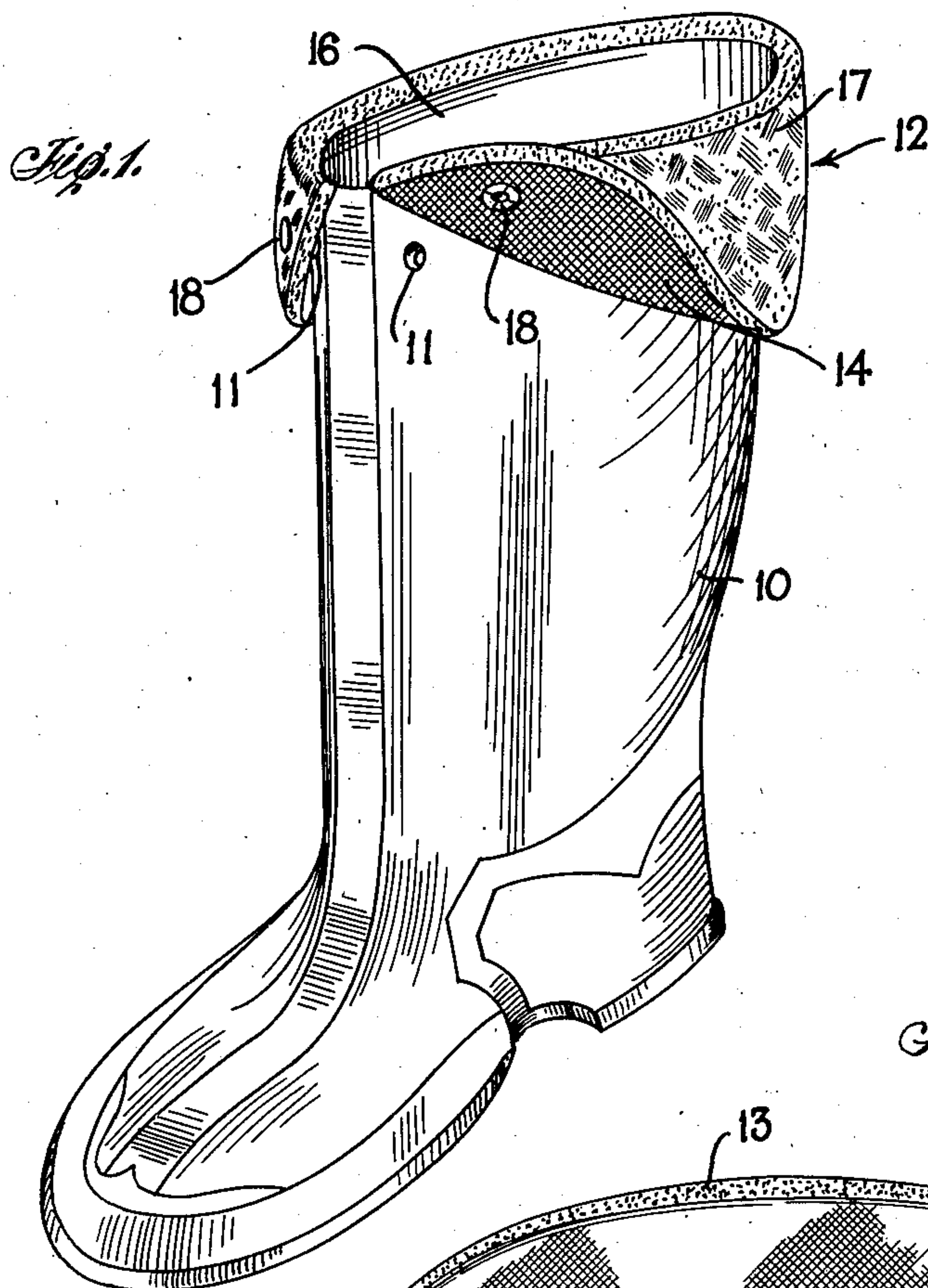


Fig. 2.

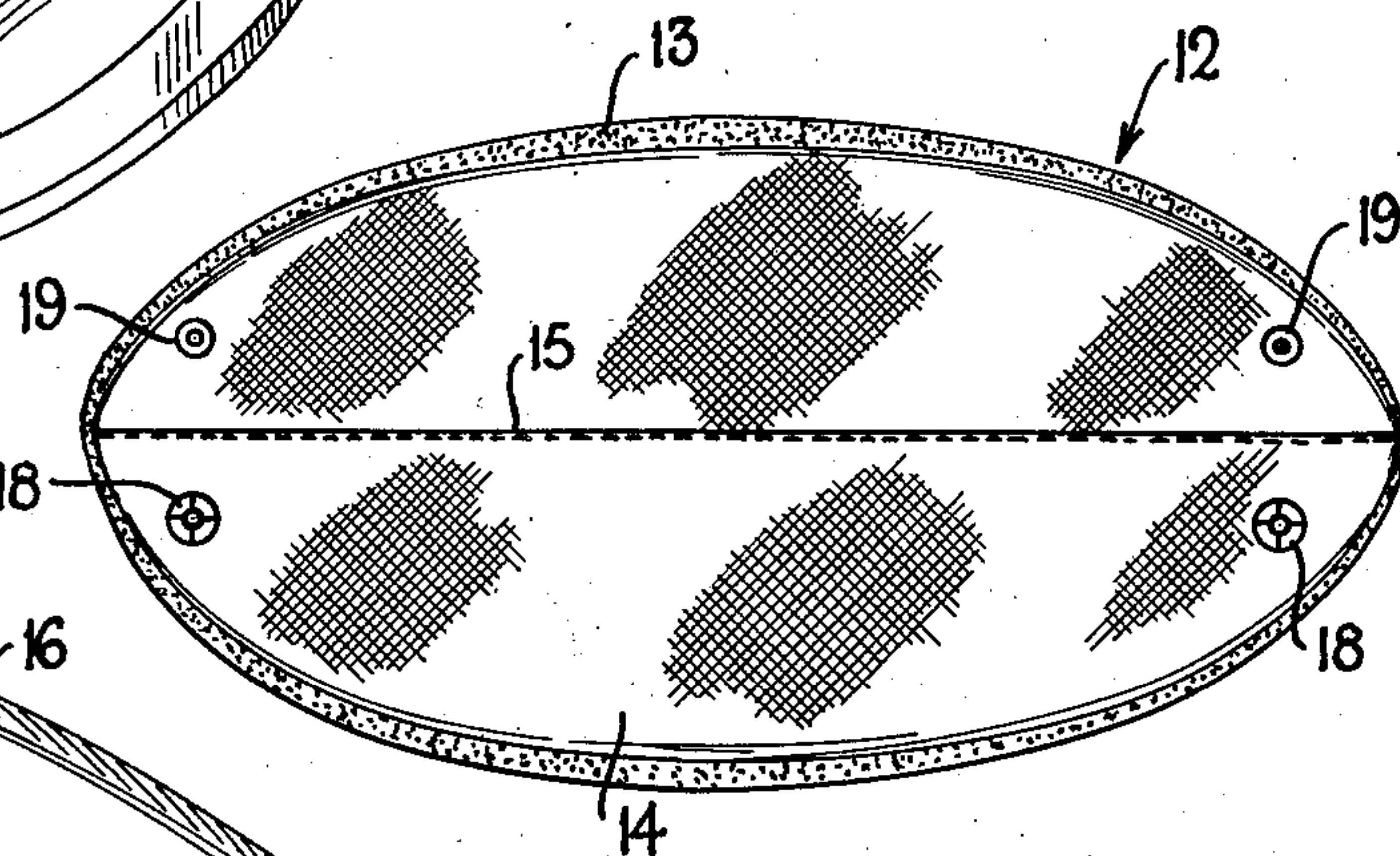
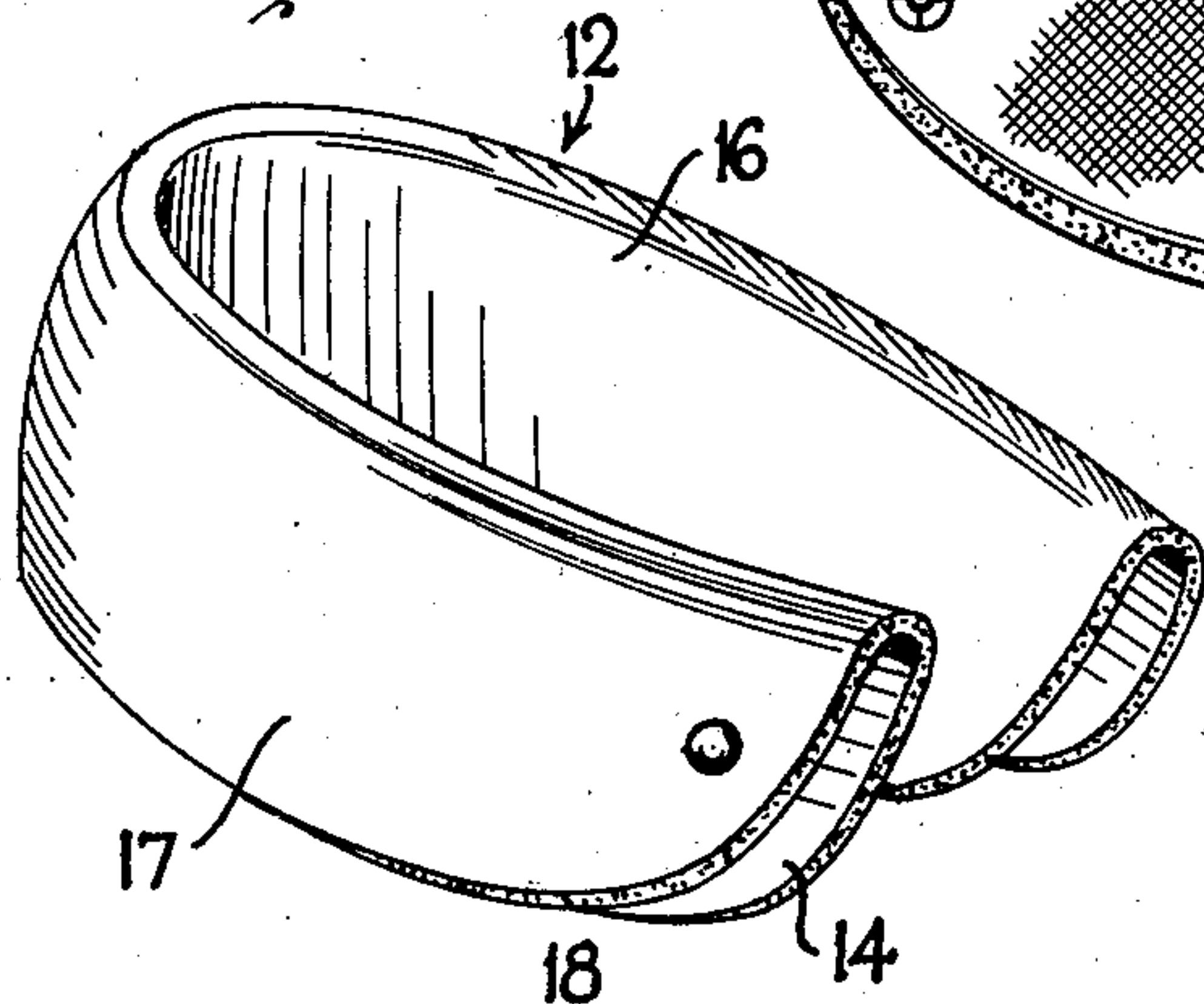


Fig. 3.



INVENTOR
WILMA JASTRZOMB

BY

Ely & Frye

ATTORNEYS

UNITED STATES PATENT OFFICE

2,427,459

BOOT OR SHOE SHIELD

Wilma Jastrzomb, Akron, Ohio

Application December 29, 1945, Serial No. 637,808

2 Claims. (Cl. 36—1)

1

This invention relates to improvements in a shield for a boot or shoe, and to a method for quickly and easily attaching same to the boot or shoe.

In the type of shield available heretofore, emphasis is laid on protection of the stockings against splashing, with little, if any, thought being given to protection of the stockings against markings made thereon by the upper portion of the boot or shoe. Feminine wearers of boots and overshoes find that after their initial use in bad weather, the upper portions of these articles leave objectionable marks on their stockings. Hence it is an object of this invention to provide a shield which prevents contact of the upper portions of the boots or shoes against the wearer's stockings, and at the same time guards against splashing in the area adjacent the top of the boot or shoe. In the event stockings are not worn, the shield will protect the leg against chaffing by the top of the boot or shoe.

Another object is to provide a shield which may be formed in one piece, then folded so that part of the shield fits inside and part outside of the boot or shoe, with the two parts then being fastened together and to the boot or shoe through openings in the latter.

A further object is to provide a shield of the type referred to having coextensive portions fitting inside and outside of the upper portion of a boot or shoe, which portions may be quickly and easily fastened to and detached from the boot or shoe, as desired.

A further object is to provide a method for quickly and easily fastening the shield to the boot or shoe.

Other objects and advantages will become apparent from the following description taken in conjunction with the accompanying drawing.

In the drawing:

Fig. 1 is a perspective view of a boot with my improved shield in position thereon, showing one end of the shield folded back to better illustrate the connections with the boot;

Fig. 2 is a detail view of the flattened shield detached from the boot; and

Fig. 3 is a perspective view of the detached shield in folded position.

Referring to the drawing, the numeral 10 designates a boot or shoe formed of rubber or other suitable material in the usual manner, except that the front of the boot adjacent its upper edge is provided with a pair of spaced openings 11 that extend completely through the boot. While the boot shown is of the type having a

2

permanently closed front, it will be apparent that boots or overshoes of the open front type, which are closed by fasteners of the "Talon" type or other types, may also be used.

The shield is indicated as a whole by the numeral 12, and is formed of an outer piece of suitable material 13, such as imitation fur, cloth, or the like, having a lining 14. In this instance the shield 12 is of substantially elliptical shape in its flattened position, but it may be rectangular or of any other suitable shape.

Substantially centrally thereof on approximately the line 15, the shield is folded with the lining 14 arranged inwardly, so as to form co-extensive inside and outside portions 16 and 17 respectively, which fit over the top of the boot 10 on the inside and outside thereof, as indicated in Fig. 1.

Adjacent each end, the outer portion 17 of the shield is provided with a socket part 18 of a snap fastener having a projecting part 19 carried adjacent each end of the inner portion 16 of the shield.

In using the shield, it is first folded from its flattened position in Fig. 2, to the position in Fig. 3. The shield is then placed over the top edge of the boot or overshoe so that the inner portion 16 is inside and the outer portion 17 outside of the boot, as shown in Fig. 1. The projecting parts 19 of the snap fasteners are then passed into the socket parts of the fasteners through the openings 11 in the boot, whereby the inner and outer portions of the shield are fastened to each other and to the boot at least at two places.

Thus, it will be seen that the shield may be quickly and easily attached to the boot, while to remove it from the boot, it is only necessary to unsnap the fasteners and lift the shield out of the boot. When in position on the boot, the shield not only protects against splashing of mud or water, but also prevents the upper portion of the boot from rubbing against the wearer's stocking.

While I have shown and described one form of the invention, it will be obvious that modifications may be made therein without departing from the spirit of the invention or from the scope of the subjoined claims.

What is claimed is:

1. A shield for a boot or shoe having spaced openings adjacent its upper end, comprising a piece of foldable material folded to provide inner and outer substantially coextensive portions adapted to be arranged over the upper end of a boot or shoe with said portions lying respectively inwardly and outwardly of said boot or shoe, and

3

fastening means carried by each of said portions and having parts adapted to extend through the openings in said boot or shoe so as to secure said portions to each other through said boot or shoe.

2. A shield for a boot or shoe having at least two spaced openings adjacent its upper end, comprising a piece of foldable material folded to provide inner and outer substantially coextensive portions adapted to be arranged over the upper end of a

4

boot or shoe with said portions lying respectively inwardly and outwardly of said boot or shoe, and at least two fastening members carried by each of said portions and having parts adapted to extend through the openings in said boot or shoe so as to secure said portions to each other and to the boot or shoe.

WILMA JASTRZOMB.