

Sept. 16, 1947.

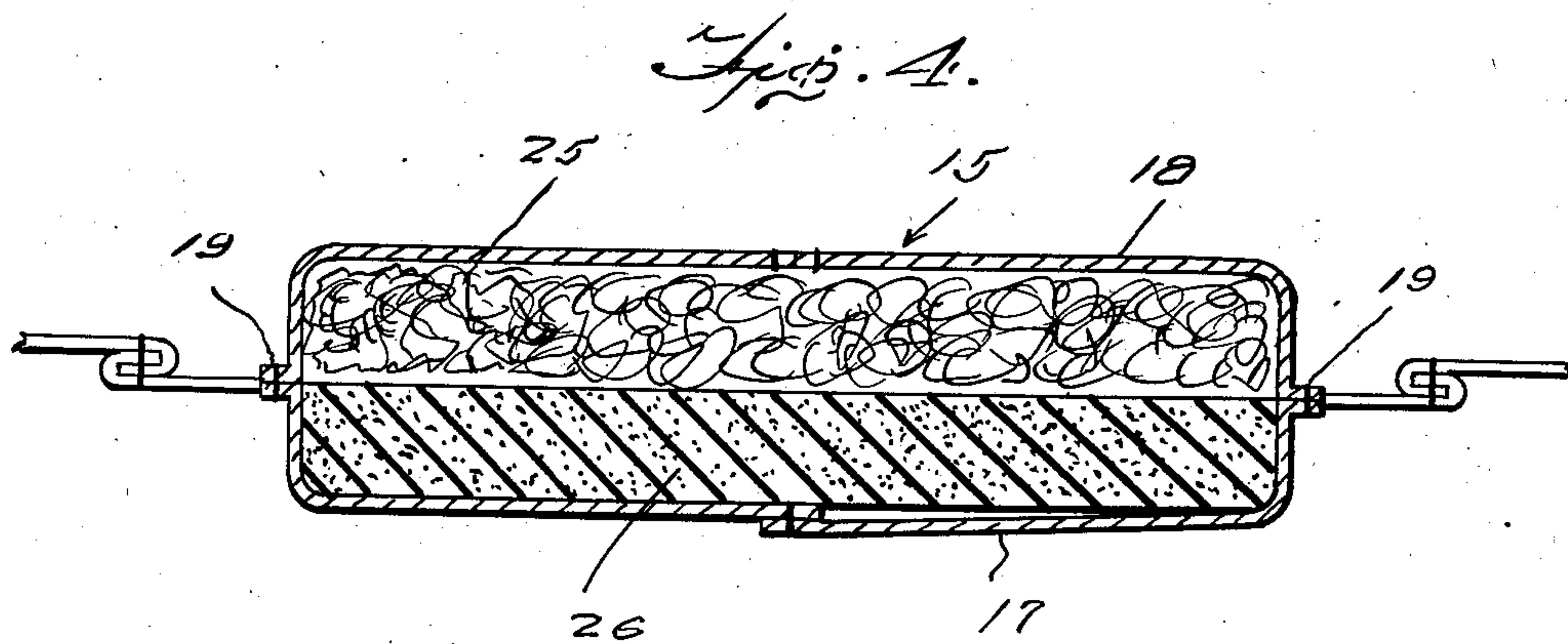
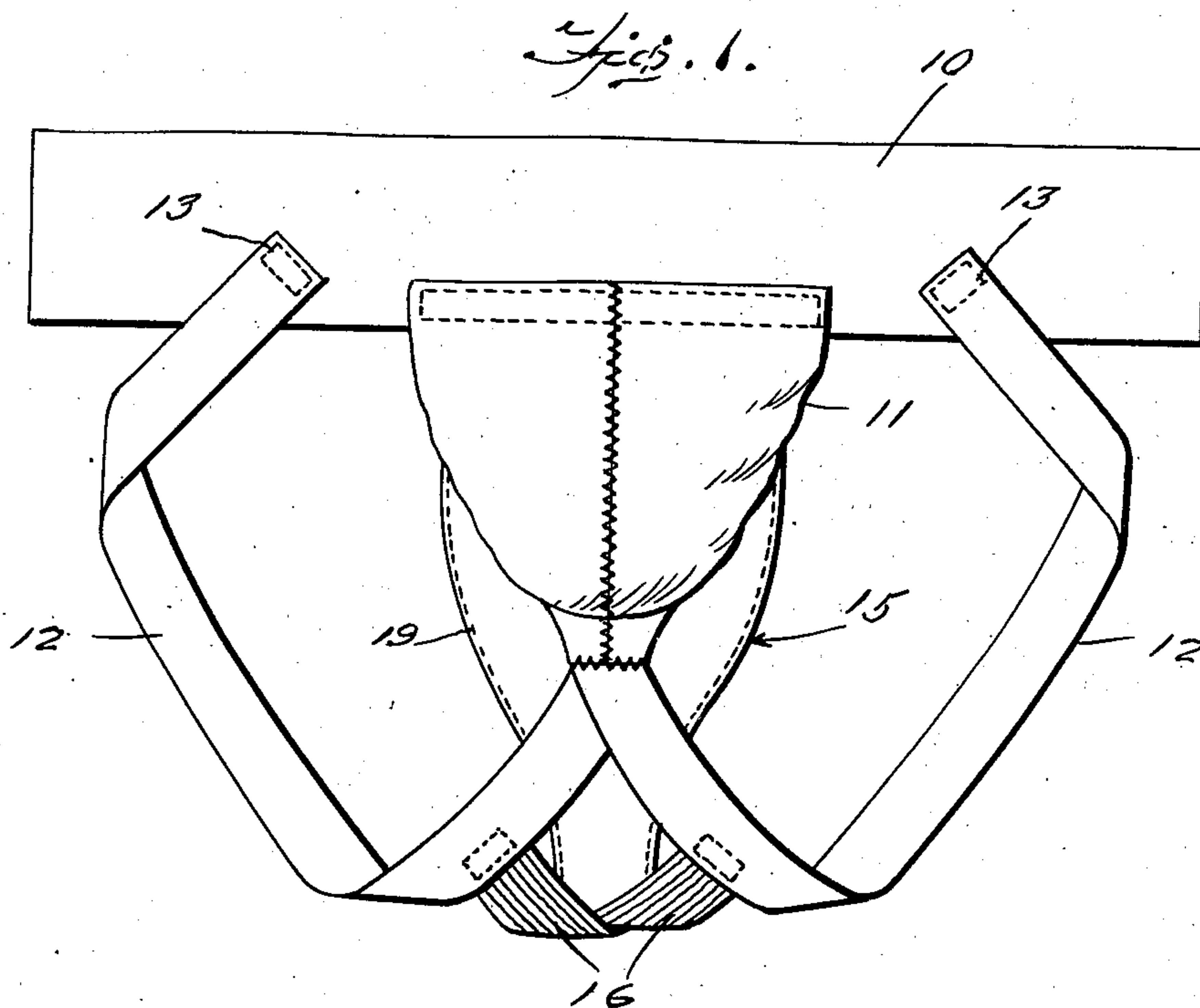
S. J. VITALE

2,427,428

ATHLETIC SUPPORTER WITH A SACROILIAC PROTECTIVE PAD

Filed July 19, 1944

2 Sheets-Sheet 1



Inventor

SEBASTIAN J. VITALE,

By

Clarence A. O'Brien
and Harvey B. Jacobson
Attorneys

Sept. 16, 1947.

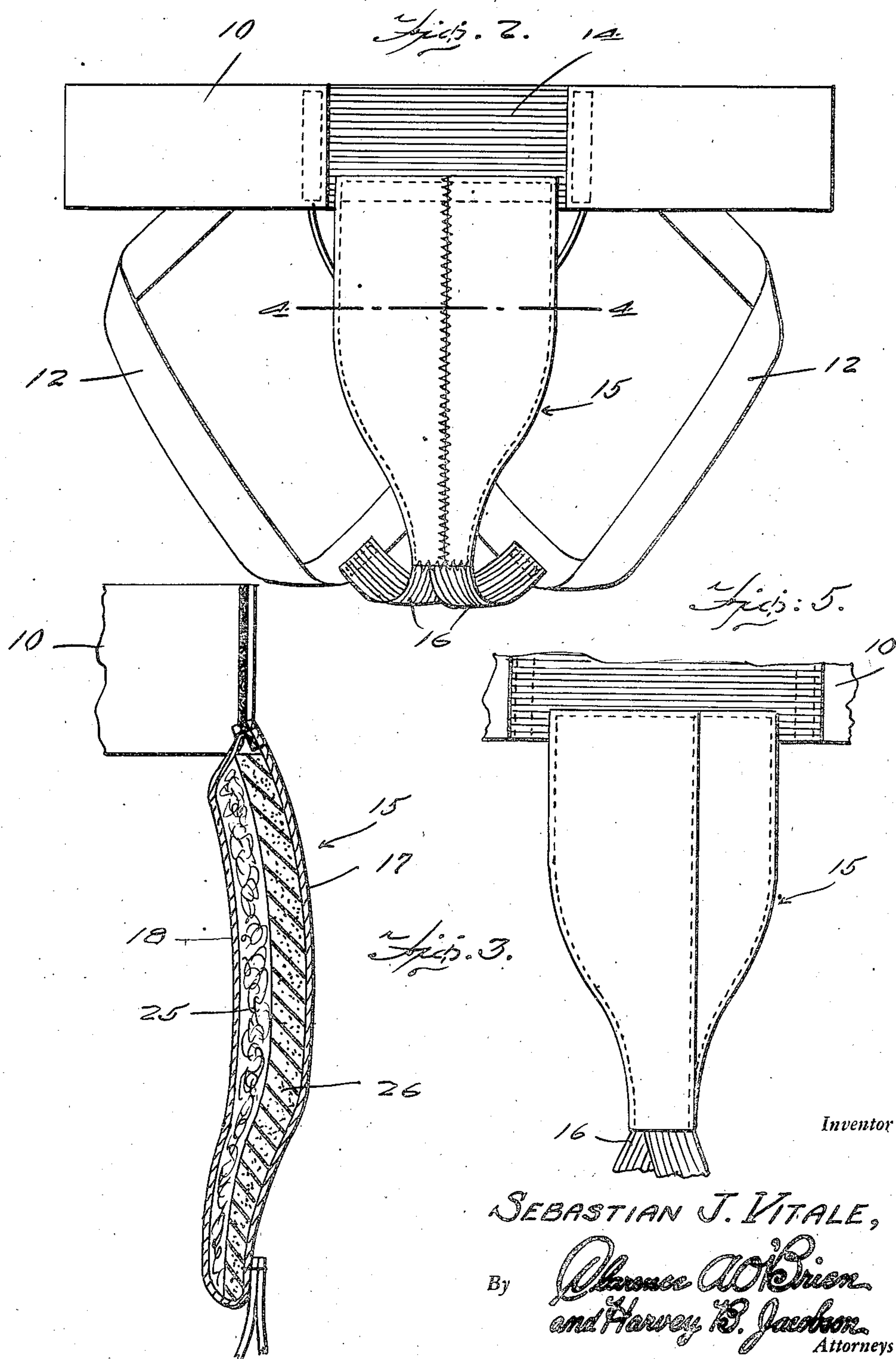
S. J. VITALE

2,427,428

ATHLETIC SUPPORTER WITH A SACROILIAC PROTECTIVE PAD

Filed July 19, 1944

2 Sheets-Sheet 2



UNITED STATES PATENT OFFICE

2,427,428

ATHLETIC SUPPORTER WITH A SACROILIAC PROTECTIVE PAD

Sebastian J. Vitale, Fulton, Mo.

Application July 19, 1944, Serial No. 545,581

1 Claim. (Cl. 128—158)

1

This invention relates to a combined athletic supporter and protective device.

A primary object of this invention is the provision of an athletic supporter having incorporated therein a protective pad or the like for protecting the sacroiliac joint of the wearer from injury.

A further object is the provision of such a supporter affording maximum protection to the wearer, without discomfort. As conducive to a clearer understanding of this invention, it may here be pointed out that those who wear athletic supporters are customarily engaged in heavy manual work or strenuous athletic sports. Under such conditions falls and similar body contacts frequently occur. Among the more common injury resulting from such falls or bodily contacts is the bruising or fracturing of the sacroiliac joint, located at the base of the spine.

It is, therefore, an object of this invention to provide a protective pad to protect the sacroiliac joint from such injury, comprising an integral part of an athletic supporter, whereby the garment provides at the same time support and protection for the wearer.

Other objects will in part be obvious and in part be pointed out as the description of the invention proceeds.

In the accompanying drawings wherein there is shown a preferred embodiment of this inventive concept:

Figure 1 is a front elevational view of an athletic supporter embodying this invention.

Figure 2 is a rear elevational view of the device shown in Figure 1.

Figure 3 is an enlarged sectional view taken along the line 3—3 of Figure 2.

Figure 4 is an enlarged sectional view taken along the line 4—4 of Figure 2 as viewed in the direction of the arrows, and

Figure 5 is a detail view showing the reverse side of the protective pad as shown in Figure 2.

Like reference numerals refer to like parts throughout the several views of the drawings.

Having reference now to the drawings, a waistband 10, adapted to be worn in the conventional manner, has secured thereto the customary supporting pouch 11, from the lower portion of which buttock straps 12 extend outwardly, to be positioned about the body of the wearer and have their ends secured as at 13 to waist portion 10 at a point adjacent, but spaced from the opposite edges of pouch 11. Band 10 and straps 12 may be of elastic material, or if desired may be

2

of inelastic material and an elastic gusset 14 inserted at a suitable point in band 10.

Secured at its upper end to a central point of waistband 10 is a sacroiliac protecting pad generally indicated at 15. Pad 15 is so dimensioned and shaped as to extend from a point adjacent the waist of a wearer downwardly between the buttocks to a point intermediate the crotch and tapered at its lower extremity so as to provide a comfortable fit and obviate interference with the movement of or discomfort to the wearer. To the lower end of pad 15 are secured crotch straps 16 adapted to pass under the crotch of the wearer and secured at their opposite ends to suitable portions of buttock straps 12. Pad 15 is preferably comprised of a pocket-like structure including an outer wall 17 and an inner wall 18 stitched together at their edges as at 19 (see Figure 4), each of walls 17 and 18 being provided with a vertical row of stitching, at an intermediate point, securing together the opposite halves of these walls, to facilitate replacement of material therebetween (to be described hereinafter) as necessary. It is pointed out that the opposite halves of rear wall 18 adapted to be positioned adjacent the body of the wearer are secured together in end abutting relationship to preclude the formation of ridge which might cause chafing or other discomfort to the user thereof. Positioned between the inner and outer walls 17 and 18, and adjacent inner wall 18 is a layer 25 of relatively soft packing and padding material, between which layer and outer wall 17 is positioned a second layer 26 of flexible, but relatively stiff protective packing.

From the foregoing the utility of the device should be readily understandable. When positioned in the customary manner on the person of wearer pad 15 covers and protects not only the sacroiliac joint but the entire adjacent region in such manner that any impact or blow in such region is deadened by padding layer 26 and the impact thereof against the body of the wearer cushioned by soft padding layer 25.

Thus, it will be seen that there is herein provided a combined athletic supporter and sacroiliac protective pad which affords a maximum protection to one of the body regions most frequently affected by injuries, and that the device herein described accomplishes all the objects of this invention and many others including advantages of great practical utility and commercial importance.

As many embodiments may be made of this inventive concept and as many modifications may

be made in the embodiment hereinbefore shown and described, it is to be understood that all matter herein is to be interpreted merely as illustrative and not in a limiting sense.

I claim:

In a device of the character described, a waistband, a supporting pouch secured to said band, buttock straps secured to the lower end of said pouch and to the band near the pouch and adapted to encircle the legs of the wearer, a protective pad 10 comprised of an inner wall and an outer wall, a layer of relatively soft padding therebetween adjacent said inner wall, and a layer of relatively stiff padding between said first-mentioned layer and said outer wall, said pad being secured to said 15 waistband at a point diametrically opposite said pouch, and extensible crotch straps secured to the lower end of said pad and to said buttock straps near the pouch whereby said pad will be held in protective position over the sacroiliac re- 20 gion of the wearer.

SEBASTIAN J. VITALE.

REFERENCES CITED

The following references are of record in the file of this patent:

UNITED STATES PATENTS

Number	Name	Date
35,683	Howard	June 24, 1862
908,533	Zuckriegel	Jan. 5, 1909
999,415	Street	Aug. 1, 1911
1,141,569	McClure	June 1, 1915
1,250,407	Woods	Dec. 18, 1917
1,206,525	Force	Nov. 28, 1916
1,989,686	Deutsch	Feb. 5, 1935
2,219,475	Flaherty	Oct. 29, 1940
1,612,121	Hittenberger	Dec. 28, 1926
1,020,588	West	Mar. 19, 1912